Investment Report
Ft. Bend County
10/01/22 - 10/31/22

This report summarizes the investment position of Ft. Bend County for the period 10/01/22 to 10/31/22.

	09/30/22	10/31/22
Book Value	595,217,153.76	558,255,220.39
Market Value	595,217,153.76	558,255,220.39
Par Value	595,217,153.76	558,255,220.39
Change in Market Value		0.00
Weighted Average Maturity (in Days)	0	0
Weighted Average Yield-to-Maturity of Portfolio	2.1519%	2.8748%
Yield-to-Maturity of 90 Day T-Bill	3.1330%	3.9900%
Accrued Interest		0.00

This report is presented in accordance with the Texas Government Code Title 10 Section 2256.023. The below signed hereby certify that, to the best of their knowledge on the date this report was created, Ft. Bend County is in compliance with the provisions of Government Code 2256 and with the stated policies and strategies of Ft. Bend County.

Pamela Gubbels

Director of Finance & Investments

1/26/2023

Date

County Treasurer

30-JAN-2023

Date

Investment Report
Ft. Bend County
10/01/22 - 10/31/22

Portfolio Composition - 09/30/22

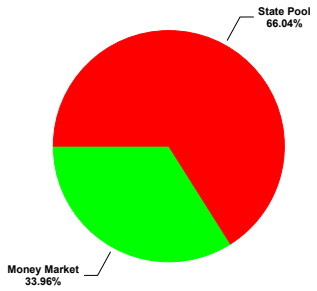

Portfolio Composition - 10/31/22

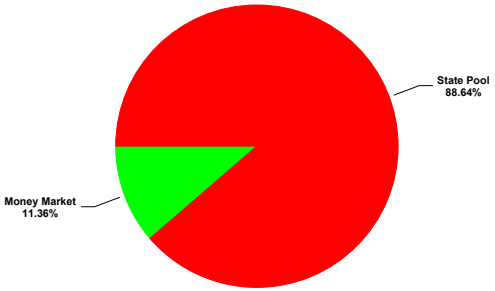

Maturity Aging - 09/30/22 vs 10/31/22



Portfolio Performance - 10/01/22 to 10/31/22

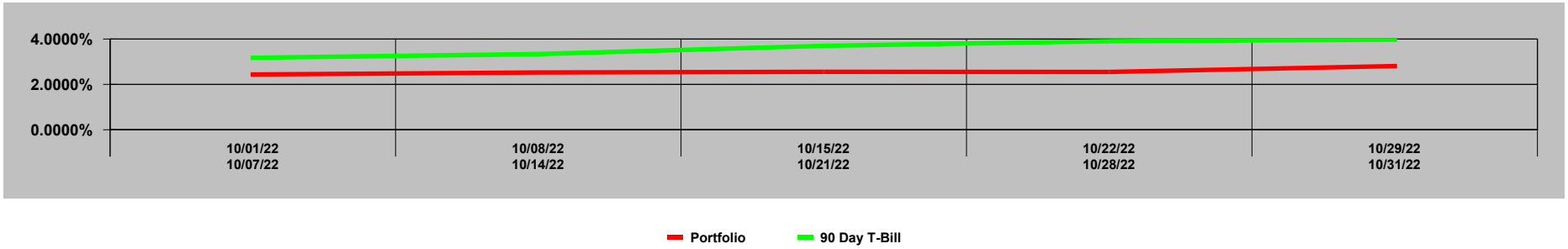

3

GASB 31 Compliance
Ft. Bend County
Effective Interest - Actual Life
Receipts in Period
10/01/22 - 10/31/22

CUSIP	Invest Number	Security Description	Purchase Date	Sale Date	Valuation Method	Yield Earned	Price Source 10/01/22	Beginning Unit Price	Par Value On 10/01/22	Reported Value 10/01/22	Purchase Cost	Sales Proceeds	Ending Unit Price	Par Value On 10/31/22	Price Source 10/31/22	Reported Value 10/31/22	Change in Fair Value	Interest	Net Investment Income
MB02-MBIA General	AR-0015	State Pool	11/01/08	Open	Fair Value	3.2273	Manual	1.000000	69,589,415.25	69,589,415.25	0.00	14,819,853.51	1.000000	54,769,561.74	Manual	54,769,561.74	0.00	176,178.18	176,178.18
MB03-MBIA Road & Bridge	AR-0016	State Pool	11/01/08	Open	Fair Value	3.2326	Manual	1.000000	240,714.67	240,714.67	0.00	-660.94	1.000000	241,375.61	Manual	241,375.61	0.00	660.94	660.94
MB04-MBIA Drainage	AR-0017	State Pool	11/01/08	Open	Fair Value	3.2290	Manual	1.000000	9,931,283.04	9,931,283.04	0.00	1,776,150.51	1.000000	8,155,132.53	Manual	8,155,132.53	0.00	23,849.49	23,849.49
MB06-MBIA Toll Rd. Operations	AR-0019	State Pool	11/01/08	Open	Fair Value	3.2443	Manual	1.000000	33,311,034.05	33,311,034.05	0.00	-44,179,263.89	1.000000	77,490,297.94	Manual	77,490,297.94	0.00	179,263.89	179,263.89
TT00-TX TERM General	AR-0022	State Pool	11/01/08	Open	Fair Value	3.0435	Manual	1.000000	1,079.27	1,079.27	0.00	-2.79	1.000000	1,082.06	Manual	1,082.06	0.00	2.79	2.79
TT02-TX TERM Toll Rd. Operation	AR-0024	State Pool	11/01/08	Open	Fair Value	3.0361	Manual	1.000000	1,078.03	1,078.03	0.00	-2.78	1.000000	1,080.81	Manual	1,080.81	0.00	2.78	2.78
TT04-TX TERM Road & Bridge	AR-0026	State Pool	11/01/08	Open	Fair Value	3.0416	Manual	1.000000	1,076.07	1,076.07	0.00	-2.78	1.000000	1,078.85	Manual	1,078.85	0.00	2.78	2.78
TT05-TX TERM Drainage	AR-0027	State Pool	11/01/08	Open	Fair Value	3.0342	Manual	1.000000	356.98	356.98	0.00	-0.92	1.000000	357.90	Manual	357.90	0.00	0.92	0.92
LOG1-Logic- General	AR-0028	State Pool	11/10/08	Open	Fair Value	3.1161	Manual	1.000000	46,232,107.42	46,232,107.42	0.00	-122,365.23	1.000000	46,354,472.65	Manual	46,354,472.65	0.00	122,365.23	122,365.23
LOG2-Logic-Toll Rd.Operations	AR-0029	State Pool	11/10/08	Open	Fair Value	3.1161	Manual	1.000000	10,269,712.40	10,269,712.40	0.00	-27,181.46	1.000000	10,296,893.86	Manual	10,296,893.86	0.00	27,181.46	27,181.46
LOG5-Logic-Drainage	AR-0032	State Pool	11/10/08	Open	Fair Value	3.1160	Manual	1.000000	7,983,320.43	7,983,320.43	0.00	8,883.42	1.000000	7,974,437.01	Manual	7,974,437.01	0.00	21,116.58	21,116.58
LOG8-Logic-Road & Bridge	AR-0035	State Pool	11/10/08	Open	Fair Value	3.1041	Manual	1.000000	9,100,692.96	9,100,692.96	0.00	3,182,095.05	1.000000	5,918,597.91	Manual	5,918,597.91	0.00	17,904.95	17,904.95
MB12-MBIA ESD 100 AGREEMENT	AR-0041	State Pool	08/31/16	Open	Fair Value	3.2349	Manual	1.000000	9,559,227.93	9,559,227.93	0.00	-1,027,240.72	1.000000	10,586,468.65	Manual	10,586,468.65	0.00	27,240.72	27,240.72
MB13-MBIA ASSISTANCE DIST #1	AR-0042	State Pool	08/31/16	Open	Fair Value	3.2336	Manual	1.000000	11,080,328.97	11,080,328.97	0.00	-530,920.40	1.000000	11,611,249.37	Manual	11,611,249.37	0.00	30,920.40	30,920.40
MB14-MBIA GR PARKWAY OPERATIONS	AR-0043	State Pool	08/31/16	Open	Fair Value	3.2428	Manual	1.000000	28,345,117.40	28,345,117.40	0.00	-26,126,585.37	1.000000	54,471,702.77	Manual	54,471,702.77	0.00	126,585.37	126,585.37
LO10-LOGIC-COUNTY'S CARE ACT	AR-0047	State Pool	05/12/20	Open	Fair Value	3.1161	Manual	1.000000	6,050,556.57	6,050,556.57	0.00	-16,014.35	1.000000	6,066,570.92	Manual	6,066,570.92	0.00	16,014.35	16,014.35
MB18-MBIA COUNTY'S CARES ACT	AR-0048	State Pool	05/12/20	Open	Fair Value	3.2515	Manual	1.000000	12,180,003.32	12,180,003.32	0.00	-54,139,301.65	1.000000	66,319,304.97	Manual	66,319,304.97	0.00	139,301.65	139,301.65
MB19-MBIA FBC ASSIST. DIST. #2	AR-0049	State Pool	05/13/20	Open	Fair Value	3.2340	Manual	1.000000	8,067,749.54	8,067,749.54	0.00	-522,648.69	1.000000	8,590,398.23	Manual	8,590,398.23	0.00	22,648.69	22,648.69
MB20- MBIA FBC ASSIST. DIST. #4	AR-0050	State Pool	05/13/20	Open	Fair Value	3.2326	Manual	1.000000	1,766,652.24	1,766,652.24	0.00	-4,850.74	1.000000	1,771,502.98	Manual	1,771,502.98	0.00	4,850.74	4,850.74
MB21-MBIA FBC ASSIST. DIST. #6	AR-0051	State Pool	05/13/20	Open	Fair Value	3.2326	Manual	1.000000	2,828,608.35	2,828,608.35	0.00	-7,766.60	1.000000	2,836,374.95	Manual	2,836,374.95	0.00	7,766.60	7,766.60
MB23-MBIA JUVENILE	AR-0053	State Pool	05/13/20	Open	Fair Value	3.2145	Manual	1.000000	4,864,700.50	4,864,700.50	0.00	2,891,922.93	1.000000	1,972,777.57	Manual	1,972,777.57	0.00	8,077.07	8,077.07
MB24-MBIA DEBT SERVICE	AR-0054	State Pool	05/13/20	Open	Fair Value	3.2294	Manual	1.000000	10,684,173.58	10,684,173.58	0.00	1,565,105.80	1.000000	9,119,067.78	Manual	9,119,067.78	0.00	27,894.20	27,894.20
MB25-MBIA DRAINAGE DEBT SERVICE	AR-0055	State Pool	05/13/20	Open	Fair Value	3.2326	Manual	1.000000	3,959,836.35	3,959,836.35	0.00	-10,872.63	1.000000	3,970,708.98	Manual	3,970,708.98	0.00	10,872.63	10,872.63
MB26-FACILITIES BOND 2018	AR-0056	State Pool	05/13/20	Open	Fair Value	3.2325	Manual	1.000000	3,982,714.72	3,982,714.72	0.00	3,082.62	1.000000	3,979,632.10	Manual	3,979,632.10	0.00	10,917.38	10,917.38
MB27-MBIA TX HERITAGE PARKWAY	AR-0057	State Pool	05/13/20	Open	Fair Value	3.2287	Manual	1.000000	2,430,043.42	2,430,043.42	0.00	434,153.18	1.000000	1,995,890.24	Manual	1,995,890.24	0.00	5,846.82	5,846.82
Cadence-Money Market Accts	AR-0058	Money Market	01/31/21	Open	Fair Value	0.9461	Manual	1.000000	202,156,803.33	202,156,803.33	0.00	138,756,889.40	1.000000	63,399,913.93	Manual	63,399,913.93	0.00	158,842.42	158,842.42
MB28-MBIA GRAND PARKWAY 2021	AR-0059	State Pool	08/02/21	Open	Fair Value	3.2309	Manual	1.000000	24,222,391.92	24,222,391.92	0.00	2,434,632.20	1.000000	21,787,759.72	Manual	21,787,759.72	0.00	65,367.80	65,367.80
MB29-MBIA SR LIEN TOLL RD 2021	AR-0060	State Pool	08/02/21	Open	Fair Value	3.2350	Manual	1.000000	43,753,083.72	43,753,083.72	0.00	-4,027,270.68	1.000000	47,780,354.40	Manual	47,780,354.40	0.00	127,270.68	127,270.68
MB30-MBIA FLOOD PRO DRAINAGE 20	AR-0061	State Pool	08/02/21	Open	Fair Value	3.2325	Manual	1.000000	16,882,239.39	16,882,239.39	0.00	64,732.35	1.000000	16,817,507.04	Manual	16,817,507.04	0.00	46,267.65	46,267.65
MB31-MBIA FBC ASSIST DIST #9	AR-0062	State Pool	03/11/22	Open	Fair Value	3.2352	Manual	1.000000	2,518,635.85	2,518,635.85	0.00	-307,213.58	1.000000	2,825,849.43	Manual	2,825,849.43	0.00	7,213.58	7,213.58
MB32-MBIA FBC ASSIST DIST #11	AR-0063	State Pool	03/11/22	Open	Fair Value	3.2341	Manual	1.000000	4,533,573.24	4,533,573.24	0.00	-312,746.05	1.000000	4,846,319.29	Manual	4,846,319.29	0.00	12,746.05	12,746.05
MB36-MBIA FEE OFFICER	AR-0065	State Pool	03/14/22	Open	Fair Value	3.2326	Manual	1.000000	1,803,968.31	1,803,968.31	0.00	-975.04	1.000000	1,804,943.35	Manual	1,804,943.35	0.00	4,943.35	4,943.35
MB37-MBIA FBC ASSIST DIST #7	AR-0066	State Pool	03/14/22	Open	Fair Value	3.2368	Manual	1.000000	1,510,826.28	1,510,826.28	0.00	-304,446.43	1.000000	1,815,272.71	Manual	1,815,272.71	0.00	4,446.43	4,446.43
MB38-MBIA 2020A FBC TAX NOTE	AR-0067	State Pool	03/14/22	Open	Fair Value	3.2326	Manual	1.000000	1,312,007.31	1,312,007.31	0.00	-3,602.42	1.000000	1,315,609.73	Manual	1,315,609.73	0.00	3,602.42	3,602.42
LO11-Logic-Moblity Proj 2022	AR-0070	State Pool	04/01/22	Open	Fair Value	1.4889	Manual	1.000000	4,289.95	4,289.95	0.00	4,289.25	1.000000	0.70	Manual	0.70	0.00	0.70	0.70
LO12-Logic-Cert of Oblig 22	AR-0071	State Pool	04/01/22	Open	Fair Value	3.0914	Manual	1.000000	4,057,751.00	4,057,751.00	0.00	2,692,079.29	1.000000	1,365,671.71	Manual	1,365,671.71	0.00	7,920.71	7,920.71
Investment Total						**2.5454**		**1.000000**	**595,217,153.76**	**595,217,153.76**	**0.00**	**36,961,933.37**	**1.000000**	**558,255,220.39**		**558,255,220.39**	**0.00**	**1,446,088.40**	**1,446,088.40**

Portfolio Position
Ft. Bend County
Effective Interest - Actual Life
Receipts in Period
10/01/22 - 10/31/22

CUSIP	Invest Number	Security Description	Purchase Date	Call Date	Par Value On 10/01/22	Par Value On 10/31/22	Market Val On 10/01/22	Market Val On 10/31/22	Purchase Cost	Sales Proceeds	Original Princ/Cost	Amor Value On 10/01/22	Amor Value On 10/31/22
130 - Assistance Dist #1													
State Pool													
MB13-MBIA ASSISTANCE DIST #1	AR-0042	State Pool	08/31/16	Open	11,080,328.97	11,611,249.37	11,080,328.97	11,611,249.37	0.00	0.00	10,000,000.00	11,080,328.97	11,611,249.37
State Pool Total					**11,080,328.97**	**11,611,249.37**	**11,080,328.97**	**11,611,249.37**	**0.00**	**0.00**	**10,000,000.00**	**11,080,328.97**	**11,611,249.37**
130 - Assistance Dist #1 Total					**11,080,328.97**	**11,611,249.37**	**11,080,328.97**	**11,611,249.37**	**0.00**	**0.00**	**10,000,000.00**	**11,080,328.97**	**11,611,249.37**
145 - ESD 100 Agreement													
State Pool													
MB12-MBIA ESD 100 AGREEMENT	AR-0041	State Pool	08/31/16	Open	9,559,227.93	10,586,468.65	9,559,227.93	10,586,468.65	0.00	0.00	3,900,000.00	9,559,227.93	10,586,468.65
State Pool Total					**9,559,227.93**	**10,586,468.65**	**9,559,227.93**	**10,586,468.65**	**0.00**	**0.00**	**3,900,000.00**	**9,559,227.93**	**10,586,468.65**
145 - ESD 100 Agreement Total					**9,559,227.93**	**10,586,468.65**	**9,559,227.93**	**10,586,468.65**	**0.00**	**0.00**	**3,900,000.00**	**9,559,227.93**	**10,586,468.65**
810 - FBC Toll Road Operations													
State Pool													
TT02-TX TERM Toll Rd. Operation	AR-0024	State Pool	11/01/08	Open	0.00	0.00	0.00	0.00	0.00	0.00	0.00	0.00	0.00
State Pool Total					**0.00**	**0.00**	**0.00**	**0.00**	**0.00**	**0.00**	**0.00**	**0.00**	**0.00**
810 - FBC Toll Road Operations Total					**0.00**	**0.00**	**0.00**	**0.00**	**0.00**	**0.00**	**0.00**	**0.00**	**0.00**
815 - Grand Parkway Operations													
State Pool													
MB14-MBIA GR PARKWAY OPERATIONS	AR-0043	State Pool	08/31/16	Open	28,345,117.40	54,471,702.77	28,345,117.40	54,471,702.77	0.00	0.00	8,500,000.00	28,345,117.40	54,471,702.77
State Pool Total					**28,345,117.40**	**54,471,702.77**	**28,345,117.40**	**54,471,702.77**	**0.00**	**0.00**	**8,500,000.00**	**28,345,117.40**	**54,471,702.77**
815 - Grand Parkway Operations Total					**28,345,117.40**	**54,471,702.77**	**28,345,117.40**	**54,471,702.77**	**0.00**	**0.00**	**8,500,000.00**	**28,345,117.40**	**54,471,702.77**
LO12 - Logic Cert of Obligation 2022													
State Pool													
LO12-Logic-Cert of Oblig 22	AR-0071	State Pool	04/01/22	Open	4,057,751.00	1,365,671.71	4,057,751.00	1,365,671.71	0.00	0.00	11,000,000.00	4,057,751.00	1,365,671.71
State Pool Total					**4,057,751.00**	**1,365,671.71**	**4,057,751.00**	**1,365,671.71**	**0.00**	**0.00**	**11,000,000.00**	**4,057,751.00**	**1,365,671.71**
LO12 - Logic Cert of Obligation 2022 Total					**4,057,751.00**	**1,365,671.71**	**4,057,751.00**	**1,365,671.71**	**0.00**	**0.00**	**11,000,000.00**	**4,057,751.00**	**1,365,671.71**
LO10 - LOGIC COUNTYS CARES ACT													
State Pool													
LO10-LOGIC-COUNTY'S CARE ACT	AR-0047	State Pool	05/12/20	Open	6,050,556.57	6,066,570.92	6,050,556.57	6,066,570.92	0.00	0.00	67,000,000.00	6,050,556.57	6,066,570.92
State Pool Total					**6,050,556.57**	**6,066,570.92**	**6,050,556.57**	**6,066,570.92**	**0.00**	**0.00**	**67,000,000.00**	**6,050,556.57**	**6,066,570.92**
LO10 - LOGIC COUNTYS CARES ACT Total					**6,050,556.57**	**6,066,570.92**	**6,050,556.57**	**6,066,570.92**	**0.00**	**0.00**	**67,000,000.00**	**6,050,556.57**	**6,066,570.92**
LOG5 - LOGIC DRAINAGE													
State Pool													
LOG5-Logic-Drainage	AR-0032	State Pool	11/10/08	Open	7,983,320.43	7,974,437.01	7,983,320.43	7,974,437.01	0.00	0.00	500,000.00	7,983,320.43	7,974,437.01
State Pool Total					**7,983,320.43**	**7,974,437.01**	**7,983,320.43**	**7,974,437.01**	**0.00**	**0.00**	**500,000.00**	**7,983,320.43**	**7,974,437.01**
LOG5 - LOGIC DRAINAGE Total					**7,983,320.43**	**7,974,437.01**	**7,983,320.43**	**7,974,437.01**	**0.00**	**0.00**	**500,000.00**	**7,983,320.43**	**7,974,437.01**
LOG1 - LOGIC GENERAL													
State Pool													
LOG1-Logic- General	AR-0028	State Pool	11/10/08	Open	46,232,107.42	46,354,472.65	46,232,107.42	46,354,472.65	0.00	0.00	10,000,000.00	46,232,107.42	46,354,472.65
State Pool Total					**46,232,107.42**	**46,354,472.65**	**46,232,107.42**	**46,354,472.65**	**0.00**	**0.00**	**10,000,000.00**	**46,232,107.42**	**46,354,472.65**
LOG1 - LOGIC GENERAL Total					**46,232,107.42**	**46,354,472.65**	**46,232,107.42**	**46,354,472.65**	**0.00**	**0.00**	**10,000,000.00**	**46,232,107.42**	**46,354,472.65**
LO11 - Logic Mobility Projects 2022													
State Pool													
LO11-Logic-Moblity Proj 2022	AR-0070	State Pool	04/01/22	Open	4,289.95	0.70	4,289.95	0.70	0.00	0.00	11,000,000.00	4,289.95	0.70
State Pool Total					**4,289.95**	**0.70**	**4,289.95**	**0.70**	**0.00**	**0.00**	**11,000,000.00**	**4,289.95**	**0.70**
LO11 - Logic Mobility Projects 2022 Total					**4,289.95**	**0.70**	**4,289.95**	**0.70**	**0.00**	**0.00**	**11,000,000.00**	**4,289.95**	**0.70**
LOG8 - LOGIC ROAD & BRIDGE													
State Pool													
LOG8-Logic-Road & Bridge	AR-0035	State Pool	11/10/08	Open	9,100,692.96	5,918,597.91	9,100,692.96	5,918,597.91	0.00	0.00	1,000,000.00	9,100,692.96	5,918,597.91
State Pool Total					**9,100,692.96**	**5,918,597.91**	**9,100,692.96**	**5,918,597.91**	**0.00**	**0.00**	**1,000,000.00**	**9,100,692.96**	**5,918,597.91**

Portfolio Position
Ft. Bend County
Effective Interest - Actual Life
Receipts in Period
10/01/22 - 10/31/22

CUSIP	Invest Number	Security Description	Purchase Date	Call Date	Par Value On 10/01/22	Par Value On 10/31/22	Market Val On 10/01/22	Market Val On 10/31/22	Purchase Cost	Sales Proceeds	Original Princ/Cost	Amor Value On 10/01/22	Amor Value On 10/31/22
LOG8 - LOGIC ROAD & BRIDGE Total					**9,100,692.96**	**5,918,597.91**	**9,100,692.96**	**5,918,597.91**	**0.00**	**0.00**	**1,000,000.00**	**9,100,692.96**	**5,918,597.91**
LOG2 - LOGIC TOLL OPERATIONS													
State Pool													
LOG2-Logic-Toll Rd.Operations	AR-0029	State Pool	11/10/08	Open	10,269,712.40	10,296,893.86	10,269,712.40	10,296,893.86	0.00	0.00	2,000,000.00	10,269,712.40	10,296,893.86
State Pool Total					**10,269,712.40**	**10,296,893.86**	**10,269,712.40**	**10,296,893.86**	**0.00**	**0.00**	**2,000,000.00**	**10,269,712.40**	**10,296,893.86**
LOG2 - LOGIC TOLL OPERATIONS Total					**10,269,712.40**	**10,296,893.86**	**10,269,712.40**	**10,296,893.86**	**0.00**	**0.00**	**2,000,000.00**	**10,269,712.40**	**10,296,893.86**
MB38 - MBIA 2020A FBC TAX NOTE													
State Pool													
MB38-MBIA 2020A FBC TAX NOTE	AR-0067	State Pool	03/14/22	Open	1,312,007.31	1,315,609.73	1,312,007.31	1,315,609.73	0.00	0.00	2,000,000.00	1,312,007.31	1,315,609.73
State Pool Total					**1,312,007.31**	**1,315,609.73**	**1,312,007.31**	**1,315,609.73**	**0.00**	**0.00**	**2,000,000.00**	**1,312,007.31**	**1,315,609.73**
MB38 - MBIA 2020A FBC TAX NOTE Total					**1,312,007.31**	**1,315,609.73**	**1,312,007.31**	**1,315,609.73**	**0.00**	**0.00**	**2,000,000.00**	**1,312,007.31**	**1,315,609.73**
MB21 - MBIA ASSIST DIST #6													
State Pool													
MB21-MBIA FBC ASSIST. DIST. #6	AR-0051	State Pool	05/13/20	Open	2,828,608.35	2,836,374.95	2,828,608.35	2,836,374.95	0.00	0.00	2,000,000.00	2,828,608.35	2,836,374.95
State Pool Total					**2,828,608.35**	**2,836,374.95**	**2,828,608.35**	**2,836,374.95**	**0.00**	**0.00**	**2,000,000.00**	**2,828,608.35**	**2,836,374.95**
MB21 - MBIA ASSIST DIST #6 Total					**2,828,608.35**	**2,836,374.95**	**2,828,608.35**	**2,836,374.95**	**0.00**	**0.00**	**2,000,000.00**	**2,828,608.35**	**2,836,374.95**
MB18 - MBIA COUNTYS CARES ACT													
State Pool													
MB18-MBIA COUNTY'S CARES ACT	AR-0048	State Pool	05/12/20	Open	12,180,003.32	66,319,304.97	12,180,003.32	66,319,304.97	0.00	0.00	67,000,000.00	12,180,003.32	66,319,304.97
State Pool Total					**12,180,003.32**	**66,319,304.97**	**12,180,003.32**	**66,319,304.97**	**0.00**	**0.00**	**67,000,000.00**	**12,180,003.32**	**66,319,304.97**
MB18 - MBIA COUNTYS CARES ACT Total					**12,180,003.32**	**66,319,304.97**	**12,180,003.32**	**66,319,304.97**	**0.00**	**0.00**	**67,000,000.00**	**12,180,003.32**	**66,319,304.97**
MB24 - MBIA DEBT SERVICE													
State Pool													
MB24-MBIA DEBT SERVICE	AR-0054	State Pool	05/13/20	Open	10,684,173.58	9,119,067.78	10,684,173.58	9,119,067.78	0.00	0.00	21,000,000.00	10,684,173.58	9,119,067.78
State Pool Total					**10,684,173.58**	**9,119,067.78**	**10,684,173.58**	**9,119,067.78**	**0.00**	**0.00**	**21,000,000.00**	**10,684,173.58**	**9,119,067.78**
MB24 - MBIA DEBT SERVICE Total					**10,684,173.58**	**9,119,067.78**	**10,684,173.58**	**9,119,067.78**	**0.00**	**0.00**	**21,000,000.00**	**10,684,173.58**	**9,119,067.78**
MB04 - MBIA DRAINAGE													
State Pool													
MB04-MBIA Drainage	AR-0017	State Pool	11/01/08	Open	9,931,283.04	8,155,132.53	9,931,283.04	8,155,132.53	0.00	0.00	1,267,218.21	9,931,283.04	8,155,132.53
State Pool Total					**9,931,283.04**	**8,155,132.53**	**9,931,283.04**	**8,155,132.53**	**0.00**	**0.00**	**1,267,218.21**	**9,931,283.04**	**8,155,132.53**
MB04 - MBIA DRAINAGE Total					**9,931,283.04**	**8,155,132.53**	**9,931,283.04**	**8,155,132.53**	**0.00**	**0.00**	**1,267,218.21**	**9,931,283.04**	**8,155,132.53**
MB25 - MBIA DRAINAGE DEBT SERVICE													
State Pool													
MB25-MBIA DRAINAGE DEBT SERVICE	AR-0055	State Pool	05/13/20	Open	3,959,836.35	3,970,708.98	3,959,836.35	3,970,708.98	0.00	0.00	1,000,000.00	3,959,836.35	3,970,708.98
State Pool Total					**3,959,836.35**	**3,970,708.98**	**3,959,836.35**	**3,970,708.98**	**0.00**	**0.00**	**1,000,000.00**	**3,959,836.35**	**3,970,708.98**
MB25 - MBIA DRAINAGE DEBT SERVICE Total					**3,959,836.35**	**3,970,708.98**	**3,959,836.35**	**3,970,708.98**	**0.00**	**0.00**	**1,000,000.00**	**3,959,836.35**	**3,970,708.98**
MB26 - MBIA FACILITIES BOND 2018													
State Pool													
MB26-FACILITIES BOND 2018	AR-0056	State Pool	05/13/20	Open	3,982,714.72	3,979,632.10	3,982,714.72	3,979,632.10	0.00	0.00	14,000,000.00	3,982,714.72	3,979,632.10
State Pool Total					**3,982,714.72**	**3,979,632.10**	**3,982,714.72**	**3,979,632.10**	**0.00**	**0.00**	**14,000,000.00**	**3,982,714.72**	**3,979,632.10**
MB26 - MBIA FACILITIES BOND 2018 Total					**3,982,714.72**	**3,979,632.10**	**3,982,714.72**	**3,979,632.10**	**0.00**	**0.00**	**14,000,000.00**	**3,982,714.72**	**3,979,632.10**
MB32 - MBIA FBC ASSIST DIST #11													
State Pool													
MB32-MBIA FBC ASSIST DIST #11	AR-0063	State Pool	03/11/22	Open	4,533,573.24	4,846,319.29	4,533,573.24	4,846,319.29	0.00	0.00	3,000,000.00	4,533,573.24	4,846,319.29
State Pool Total					**4,533,573.24**	**4,846,319.29**	**4,533,573.24**	**4,846,319.29**	**0.00**	**0.00**	**3,000,000.00**	**4,533,573.24**	**4,846,319.29**
MB32 - MBIA FBC ASSIST DIST #11 Total					**4,533,573.24**	**4,846,319.29**	**4,533,573.24**	**4,846,319.29**	**0.00**	**0.00**	**3,000,000.00**	**4,533,573.24**	**4,846,319.29**
MB19 - MBIA FBC ASSIST DIST #2													
State Pool													
MB19-MBIA FBC ASSIST. DIST. #2	AR-0049	State Pool	05/13/20	Open	8,067,749.54	8,590,398.23	8,067,749.54	8,590,398.23	0.00	0.00	2,500,000.00	8,067,749.54	8,590,398.23

Portfolio Position
Ft. Bend County
Effective Interest - Actual Life
Receipts in Period
10/01/22 - 10/31/22

CUSIP	Invest Number	Security Description	Purchase Date	Call Date	Par Value On 10/01/22	Par Value On 10/31/22	Market Val On 10/01/22	Market Val On 10/31/22	Purchase Cost	Sales Proceeds	Original Princ/Cost	Amor Value On 10/01/22	Amor Value On 10/31/22
State Pool Total					**8,067,749.54**	**8,590,398.23**	**8,067,749.54**	**8,590,398.23**	**0.00**	**0.00**	**2,500,000.00**	**8,067,749.54**	**8,590,398.23**
MB19 - MBIA FBC ASSIST DIST #2 Total					**8,067,749.54**	**8,590,398.23**	**8,067,749.54**	**8,590,398.23**	**0.00**	**0.00**	**2,500,000.00**	**8,067,749.54**	**8,590,398.23**
MB20 - MBIA FBC ASSIST DIST #4													
State Pool													
MB20- MBIA FBC ASSIST. DIST. #4	AR-0050	State Pool	05/13/20	Open	1,766,652.24	1,771,502.98	1,766,652.24	1,771,502.98	0.00	0.00	1,250,000.00	1,766,652.24	1,771,502.98
State Pool Total					**1,766,652.24**	**1,771,502.98**	**1,766,652.24**	**1,771,502.98**	**0.00**	**0.00**	**1,250,000.00**	**1,766,652.24**	**1,771,502.98**
MB20 - MBIA FBC ASSIST DIST #4 Total					**1,766,652.24**	**1,771,502.98**	**1,766,652.24**	**1,771,502.98**	**0.00**	**0.00**	**1,250,000.00**	**1,766,652.24**	**1,771,502.98**
MB37 - MBIA FBC ASSIST DIST #7													
State Pool													
MB37-MBIA FBC ASSIST DIST #7	AR-0066	State Pool	03/14/22	Open	1,510,826.28	1,815,272.71	1,510,826.28	1,815,272.71	0.00	0.00	1,000,000.00	1,510,826.28	1,815,272.71
State Pool Total					**1,510,826.28**	**1,815,272.71**	**1,510,826.28**	**1,815,272.71**	**0.00**	**0.00**	**1,000,000.00**	**1,510,826.28**	**1,815,272.71**
MB37 - MBIA FBC ASSIST DIST #7 Total					**1,510,826.28**	**1,815,272.71**	**1,510,826.28**	**1,815,272.71**	**0.00**	**0.00**	**1,000,000.00**	**1,510,826.28**	**1,815,272.71**
MB31 - MBIA FBC ASSIST DIST #9													
State Pool													
MB31-MBIA FBC ASSIST DIST #9	AR-0062	State Pool	03/11/22	Open	2,518,635.85	2,825,849.43	2,518,635.85	2,825,849.43	0.00	0.00	2,000,000.00	2,518,635.85	2,825,849.43
State Pool Total					**2,518,635.85**	**2,825,849.43**	**2,518,635.85**	**2,825,849.43**	**0.00**	**0.00**	**2,000,000.00**	**2,518,635.85**	**2,825,849.43**
MB31 - MBIA FBC ASSIST DIST #9 Total					**2,518,635.85**	**2,825,849.43**	**2,518,635.85**	**2,825,849.43**	**0.00**	**0.00**	**2,000,000.00**	**2,518,635.85**	**2,825,849.43**
MB36 - MBIA FEE OFFICER													
State Pool													
MB36-MBIA FEE OFFICER	AR-0065	State Pool	03/14/22	Open	1,803,968.31	1,804,943.35	1,803,968.31	1,804,943.35	0.00	0.00	3,000,000.00	1,803,968.31	1,804,943.35
State Pool Total					**1,803,968.31**	**1,804,943.35**	**1,803,968.31**	**1,804,943.35**	**0.00**	**0.00**	**3,000,000.00**	**1,803,968.31**	**1,804,943.35**
MB36 - MBIA FEE OFFICER Total					**1,803,968.31**	**1,804,943.35**	**1,803,968.31**	**1,804,943.35**	**0.00**	**0.00**	**3,000,000.00**	**1,803,968.31**	**1,804,943.35**
MB30 - MBIA Flood Proj Drainage 20													
State Pool													
MB30-MBIA FLOOD PRO DRAINAGE 20	AR-0061	State Pool	08/02/21	Open	16,882,239.39	16,817,507.04	16,882,239.39	16,817,507.04	0.00	0.00	10,000,000.00	16,882,239.39	16,817,507.04
State Pool Total					**16,882,239.39**	**16,817,507.04**	**16,882,239.39**	**16,817,507.04**	**0.00**	**0.00**	**10,000,000.00**	**16,882,239.39**	**16,817,507.04**
MB30 - MBIA Flood Proj Drainage 20 Total					**16,882,239.39**	**16,817,507.04**	**16,882,239.39**	**16,817,507.04**	**0.00**	**0.00**	**10,000,000.00**	**16,882,239.39**	**16,817,507.04**
MB02 - MBIA GENERAL													
State Pool													
MB02-MBIA General	AR-0015	State Pool	11/01/08	Open	69,589,415.25	54,769,561.74	69,589,415.25	54,769,561.74	0.00	0.00	17,374,917.83	69,589,415.25	54,769,561.74
State Pool Total					**69,589,415.25**	**54,769,561.74**	**69,589,415.25**	**54,769,561.74**	**0.00**	**0.00**	**17,374,917.83**	**69,589,415.25**	**54,769,561.74**
MB02 - MBIA GENERAL Total					**69,589,415.25**	**54,769,561.74**	**69,589,415.25**	**54,769,561.74**	**0.00**	**0.00**	**17,374,917.83**	**69,589,415.25**	**54,769,561.74**
MB23 - MBIA JUVENILE													
State Pool													
MB23-MBIA JUVENILE	AR-0053	State Pool	05/13/20	Open	4,864,700.50	1,972,777.57	4,864,700.50	1,972,777.57	0.00	0.00	8,000,000.00	4,864,700.50	1,972,777.57
State Pool Total					**4,864,700.50**	**1,972,777.57**	**4,864,700.50**	**1,972,777.57**	**0.00**	**0.00**	**8,000,000.00**	**4,864,700.50**	**1,972,777.57**
MB23 - MBIA JUVENILE Total					**4,864,700.50**	**1,972,777.57**	**4,864,700.50**	**1,972,777.57**	**0.00**	**0.00**	**8,000,000.00**	**4,864,700.50**	**1,972,777.57**
MB03 - MBIA ROAD & BRIDGE													
State Pool													
MB03-MBIA Road & Bridge	AR-0016	State Pool	11/01/08	Open	240,714.67	241,375.61	240,714.67	241,375.61	0.00	0.00	2,856,438.24	240,714.67	241,375.61
State Pool Total					**240,714.67**	**241,375.61**	**240,714.67**	**241,375.61**	**0.00**	**0.00**	**2,856,438.24**	**240,714.67**	**241,375.61**
MB03 - MBIA ROAD & BRIDGE Total					**240,714.67**	**241,375.61**	**240,714.67**	**241,375.61**	**0.00**	**0.00**	**2,856,438.24**	**240,714.67**	**241,375.61**
MB29 - MBIA Sr Lien 2021													
State Pool													
MB29-MBIA SR LIEN TOLL RD 2021	AR-0060	State Pool	08/02/21	Open	43,753,083.72	47,780,354.40	43,753,083.72	47,780,354.40	0.00	0.00	68,000,000.00	43,753,083.72	47,780,354.40
State Pool Total					**43,753,083.72**	**47,780,354.40**	**43,753,083.72**	**47,780,354.40**	**0.00**	**0.00**	**68,000,000.00**	**43,753,083.72**	**47,780,354.40**
MB29 - MBIA Sr Lien 2021 Total					**43,753,083.72**	**47,780,354.40**	**43,753,083.72**	**47,780,354.40**	**0.00**	**0.00**	**68,000,000.00**	**43,753,083.72**	**47,780,354.40**
MB06 - MBIA TOLL RD OPERATIONS													
State Pool													

Portfolio Position
Ft. Bend County
Effective Interest - Actual Life
Receipts in Period
10/01/22 - 10/31/22

CUSIP	Invest Number	Security Description	Purchase Date	Call Date	Par Value On 10/01/22	Par Value On 10/31/22	Market Val On 10/01/22	Market Val On 10/31/22	Purchase Cost	Sales Proceeds	Original Princ/Cost	Amor Value On 10/01/22	Amor Value On 10/31/22
MB06-MBIA Toll Rd. Operations	AR-0019	State Pool	11/01/08	Open	33,311,034.05	77,490,297.94	33,311,034.05	77,490,297.94	0.00	0.00	3,143,377.27	33,311,034.05	77,490,297.94
State Pool Total					**33,311,034.05**	**77,490,297.94**	**33,311,034.05**	**77,490,297.94**	**0.00**	**0.00**	**3,143,377.27**	**33,311,034.05**	**77,490,297.94**
MB06 - MBIA TOLL RD OPERATIONS Total					**33,311,034.05**	**77,490,297.94**	**33,311,034.05**	**77,490,297.94**	**0.00**	**0.00**	**3,143,377.27**	**33,311,034.05**	**77,490,297.94**
MB27 - MBIA TX HERITAGE PARKWAY 2020													
State Pool													
MB27-MBIA TX HERITAGE PARKWAY	AR-0057	State Pool	05/13/20	Open	2,430,043.42	1,995,890.24	2,430,043.42	1,995,890.24	0.00	0.00	17,000,000.00	2,430,043.42	1,995,890.24
State Pool Total					**2,430,043.42**	**1,995,890.24**	**2,430,043.42**	**1,995,890.24**	**0.00**	**0.00**	**17,000,000.00**	**2,430,043.42**	**1,995,890.24**
MB27 - MBIA TX HERITAGE PARKWAY 2020 Total					**2,430,043.42**	**1,995,890.24**	**2,430,043.42**	**1,995,890.24**	**0.00**	**0.00**	**17,000,000.00**	**2,430,043.42**	**1,995,890.24**
MB28 - MBIAGrand Parkway 2021													
State Pool													
MB28-MBIA GRAND PARKWAY 2021	AR-0059	State Pool	08/02/21	Open	24,222,391.92	21,787,759.72	24,222,391.92	21,787,759.72	0.00	0.00	25,000,000.00	24,222,391.92	21,787,759.72
State Pool Total					**24,222,391.92**	**21,787,759.72**	**24,222,391.92**	**21,787,759.72**	**0.00**	**0.00**	**25,000,000.00**	**24,222,391.92**	**21,787,759.72**
MB28 - MBIAGrand Parkway 2021 Total					**24,222,391.92**	**21,787,759.72**	**24,222,391.92**	**21,787,759.72**	**0.00**	**0.00**	**25,000,000.00**	**24,222,391.92**	**21,787,759.72**
TT05 - TEXAS TERM DRAINAGE													
State Pool													
TT05-TX TERM Drainage	AR-0027	State Pool	11/01/08	Open	356.98	357.90	356.98	357.90	0.00	0.00	109,774.61	356.98	357.90
State Pool Total					**356.98**	**357.90**	**356.98**	**357.90**	**0.00**	**0.00**	**109,774.61**	**356.98**	**357.90**
TT05 - TEXAS TERM DRAINAGE Total					**356.98**	**357.90**	**356.98**	**357.90**	**0.00**	**0.00**	**109,774.61**	**356.98**	**357.90**
TT00 - TEXAS TERM GENERAL													
State Pool													
TT00-TX TERM General	AR-0022	State Pool	11/01/08	Open	1,079.27	1,082.06	1,079.27	1,082.06	0.00	0.00	10,006,437.87	1,079.27	1,082.06
State Pool Total					**1,079.27**	**1,082.06**	**1,079.27**	**1,082.06**	**0.00**	**0.00**	**10,006,437.87**	**1,079.27**	**1,082.06**
TT00 - TEXAS TERM GENERAL Total					**1,079.27**	**1,082.06**	**1,079.27**	**1,082.06**	**0.00**	**0.00**	**10,006,437.87**	**1,079.27**	**1,082.06**
TT04 - TEXAS TERM ROAD & BRIDGE													
State Pool													
TT04-TX TERM Road & Bridge	AR-0026	State Pool	11/01/08	Open	1,076.07	1,078.85	1,076.07	1,078.85	0.00	0.00	10,463.28	1,076.07	1,078.85
State Pool Total					**1,076.07**	**1,078.85**	**1,076.07**	**1,078.85**	**0.00**	**0.00**	**10,463.28**	**1,076.07**	**1,078.85**
TT04 - TEXAS TERM ROAD & BRIDGE Total					**1,076.07**	**1,078.85**	**1,076.07**	**1,078.85**	**0.00**	**0.00**	**10,463.28**	**1,076.07**	**1,078.85**
TT02 - TEXAS TERM TOLL OPERATIONS													
State Pool													
TT02-TX TERM Toll Rd. Operation	AR-0024	State Pool	11/01/08	Open	1,078.03	1,080.81	1,078.03	1,080.81	0.00	0.00	0.00	1,078.03	1,080.81
State Pool Total					**1,078.03**	**1,080.81**	**1,078.03**	**1,080.81**	**0.00**	**0.00**	**0.00**	**1,078.03**	**1,080.81**
TT02 - TEXAS TERM TOLL OPERATIONS Total					**1,078.03**	**1,080.81**	**1,078.03**	**1,080.81**	**0.00**	**0.00**	**0.00**	**1,078.03**	**1,080.81**
09 - Temporary Holding													
Money Market													
Cadence-Money Market Accts	AR-0058	Money Market	01/31/21	Open	202,156,803.33	63,399,913.93	202,156,803.33	63,399,913.93	0.00	0.00	210,194,488.52	202,156,803.33	63,399,913.93
Money Market Total					**202,156,803.33**	**63,399,913.93**	**202,156,803.33**	**63,399,913.93**	**0.00**	**0.00**	**210,194,488.52**	**202,156,803.33**	**63,399,913.93**
09 - Temporary Holding Total					**202,156,803.33**	**63,399,913.93**	**202,156,803.33**	**63,399,913.93**	**0.00**	**0.00**	**210,194,488.52**	**202,156,803.33**	**63,399,913.93**
Combined Port													
Money Market													
Cadence-Money Market Accts	AR-0058	Money Market	01/31/21	Open	202,156,803.33	63,399,913.93	202,156,803.33	63,399,913.93	0.00	0.00	210,194,488.52	202,156,803.33	63,399,913.93
Money Market Total					**202,156,803.33**	**63,399,913.93**	**202,156,803.33**	**63,399,913.93**	**0.00**	**0.00**	**210,194,488.52**	**202,156,803.33**	**63,399,913.93**
State Pool													
LO10-LOGIC-COUNTY'S CARE ACT	AR-0047	State Pool	05/12/20	Open	6,050,556.57	6,066,570.92	6,050,556.57	6,066,570.92	0.00	0.00	67,000,000.00	6,050,556.57	6,066,570.92
LO11-Logic-Moblity Proj 2022	AR-0070	State Pool	04/01/22	Open	4,289.95	0.70	4,289.95	0.70	0.00	0.00	11,000,000.00	4,289.95	0.70
LO12-Logic-Cert of Oblig 22	AR-0071	State Pool	04/01/22	Open	4,057,751.00	1,365,671.71	4,057,751.00	1,365,671.71	0.00	0.00	11,000,000.00	4,057,751.00	1,365,671.71
LOG1-Logic- General	AR-0028	State Pool	11/10/08	Open	46,232,107.42	46,354,472.65	46,232,107.42	46,354,472.65	0.00	0.00	10,000,000.00	46,232,107.42	46,354,472.65
LOG2-Logic-Toll Rd.Operations	AR-0029	State Pool	11/10/08	Open	10,269,712.40	10,296,893.86	10,269,712.40	10,296,893.86	0.00	0.00	2,000,000.00	10,269,712.40	10,296,893.86
LOG5-Logic-Drainage	AR-0032	State Pool	11/10/08	Open	7,983,320.43	7,974,437.01	7,983,320.43	7,974,437.01	0.00	0.00	500,000.00	7,983,320.43	7,974,437.01

Portfolio Position
Ft. Bend County
Effective Interest - Actual Life
Receipts in Period
10/01/22 - 10/31/22

CUSIP	Invest Number	Security Description	Purchase Date	Call Date	Par Value On 10/01/22	Par Value On 10/31/22	Market Val On 10/01/22	Market Val On 10/31/22	Purchase Cost	Sales Proceeds	Original Princ/Cost	Amor Value On 10/01/22	Amor Value On 10/31/22
LOG8-Logic-Road & Bridge	AR-0035	State Pool	11/10/08	Open	9,100,692.96	5,918,597.91	9,100,692.96	5,918,597.91	0.00	0.00	1,000,000.00	9,100,692.96	5,918,597.91
MB02-MBIA General	AR-0015	State Pool	11/01/08	Open	69,589,415.25	54,769,561.74	69,589,415.25	54,769,561.74	0.00	0.00	17,374,917.83	69,589,415.25	54,769,561.74
MB03-MBIA Road & Bridge	AR-0016	State Pool	11/01/08	Open	240,714.67	241,375.61	240,714.67	241,375.61	0.00	0.00	2,856,438.24	240,714.67	241,375.61
MB04-MBIA Drainage	AR-0017	State Pool	11/01/08	Open	9,931,283.04	8,155,132.53	9,931,283.04	8,155,132.53	0.00	0.00	1,267,218.21	9,931,283.04	8,155,132.53
MB06-MBIA Toll Rd. Operations	AR-0019	State Pool	11/01/08	Open	33,311,034.05	77,490,297.94	33,311,034.05	77,490,297.94	0.00	0.00	3,143,377.27	33,311,034.05	77,490,297.94
MB12-MBIA ESD 100 AGREEMENT	AR-0041	State Pool	08/31/16	Open	9,559,227.93	10,586,468.65	9,559,227.93	10,586,468.65	0.00	0.00	3,900,000.00	9,559,227.93	10,586,468.65
MB13-MBIA ASSISTANCE DIST #1	AR-0042	State Pool	08/31/16	Open	11,080,328.97	11,611,249.37	11,080,328.97	11,611,249.37	0.00	0.00	10,000,000.00	11,080,328.97	11,611,249.37
MB14-MBIA GR PARKWAY OPERATIONS	AR-0043	State Pool	08/31/16	Open	28,345,117.40	54,471,702.77	28,345,117.40	54,471,702.77	0.00	0.00	8,500,000.00	28,345,117.40	54,471,702.77
MB18-MBIA COUNTY'S CARES ACT	AR-0048	State Pool	05/12/20	Open	12,180,003.32	66,319,304.97	12,180,003.32	66,319,304.97	0.00	0.00	67,000,000.00	12,180,003.32	66,319,304.97
MB19-MBIA FBC ASSIST. DIST. #2	AR-0049	State Pool	05/13/20	Open	8,067,749.54	8,590,398.23	8,067,749.54	8,590,398.23	0.00	0.00	2,500,000.00	8,067,749.54	8,590,398.23
MB20- MBIA FBC ASSIST. DIST. #4	AR-0050	State Pool	05/13/20	Open	1,766,652.24	1,771,502.98	1,766,652.24	1,771,502.98	0.00	0.00	1,250,000.00	1,766,652.24	1,771,502.98
MB21-MBIA FBC ASSIST. DIST. #6	AR-0051	State Pool	05/13/20	Open	2,828,608.35	2,836,374.95	2,828,608.35	2,836,374.95	0.00	0.00	2,000,000.00	2,828,608.35	2,836,374.95
MB23-MBIA JUVENILE	AR-0053	State Pool	05/13/20	Open	4,864,700.50	1,972,777.57	4,864,700.50	1,972,777.57	0.00	0.00	8,000,000.00	4,864,700.50	1,972,777.57
MB24-MBIA DEBT SERVICE	AR-0054	State Pool	05/13/20	Open	10,684,173.58	9,119,067.78	10,684,173.58	9,119,067.78	0.00	0.00	21,000,000.00	10,684,173.58	9,119,067.78
MB25-MBIA DRAINAGE DEBT SERVICE	AR-0055	State Pool	05/13/20	Open	3,959,836.35	3,970,708.98	3,959,836.35	3,970,708.98	0.00	0.00	1,000,000.00	3,959,836.35	3,970,708.98
MB26-FACILITIES BOND 2018	AR-0056	State Pool	05/13/20	Open	3,982,714.72	3,979,632.10	3,982,714.72	3,979,632.10	0.00	0.00	14,000,000.00	3,982,714.72	3,979,632.10
MB27-MBIA TX HERITAGE PARKWAY	AR-0057	State Pool	05/13/20	Open	2,430,043.42	1,995,890.24	2,430,043.42	1,995,890.24	0.00	0.00	17,000,000.00	2,430,043.42	1,995,890.24
MB28-MBIA GRAND PARKWAY 2021	AR-0059	State Pool	08/02/21	Open	24,222,391.92	21,787,759.72	24,222,391.92	21,787,759.72	0.00	0.00	25,000,000.00	24,222,391.92	21,787,759.72
MB29-MBIA SR LIEN TOLL RD 2021	AR-0060	State Pool	08/02/21	Open	43,753,083.72	47,780,354.40	43,753,083.72	47,780,354.40	0.00	0.00	68,000,000.00	43,753,083.72	47,780,354.40
MB30-MBIA FLOOD PRO DRAINAGE 20	AR-0061	State Pool	08/02/21	Open	16,882,239.39	16,817,507.04	16,882,239.39	16,817,507.04	0.00	0.00	10,000,000.00	16,882,239.39	16,817,507.04
MB31-MBIA FBC ASSIST DIST #9	AR-0062	State Pool	03/11/22	Open	2,518,635.85	2,825,849.43	2,518,635.85	2,825,849.43	0.00	0.00	2,000,000.00	2,518,635.85	2,825,849.43
MB32-MBIA FBC ASSIST DIST #11	AR-0063	State Pool	03/11/22	Open	4,533,573.24	4,846,319.29	4,533,573.24	4,846,319.29	0.00	0.00	3,000,000.00	4,533,573.24	4,846,319.29
MB36-MBIA FEE OFFICER	AR-0065	State Pool	03/14/22	Open	1,803,968.31	1,804,943.35	1,803,968.31	1,804,943.35	0.00	0.00	3,000,000.00	1,803,968.31	1,804,943.35
MB37-MBIA FBC ASSIST DIST #7	AR-0066	State Pool	03/14/22	Open	1,510,826.28	1,815,272.71	1,510,826.28	1,815,272.71	0.00	0.00	1,000,000.00	1,510,826.28	1,815,272.71
MB38-MBIA 2020A FBC TAX NOTE	AR-0067	State Pool	03/14/22	Open	1,312,007.31	1,315,609.73	1,312,007.31	1,315,609.73	0.00	0.00	2,000,000.00	1,312,007.31	1,315,609.73
TT00-TX TERM General	AR-0022	State Pool	11/01/08	Open	1,079.27	1,082.06	1,079.27	1,082.06	0.00	0.00	10,006,437.87	1,079.27	1,082.06
TT02-TX TERM Toll Rd. Operation	AR-0024	State Pool	11/01/08	Open	1,078.03	1,080.81	1,078.03	1,080.81	0.00	0.00	0.00	1,078.03	1,080.81
TT04-TX TERM Road & Bridge	AR-0026	State Pool	11/01/08	Open	1,076.07	1,078.85	1,076.07	1,078.85	0.00	0.00	10,463.28	1,076.07	1,078.85
TT05-TX TERM Drainage	AR-0027	State Pool	11/01/08	Open	356.98	357.90	356.98	357.90	0.00	0.00	109,774.61	356.98	357.90
State Pool Total					**393,060,350.43**	**494,855,306.46**	**393,060,350.43**	**494,855,306.46**	**0.00**	**0.00**	**407,418,627.31**	**393,060,350.43**	**494,855,306.46**
Combined Port Total					**595,217,153.76**	**558,255,220.39**	**595,217,153.76**	**558,255,220.39**	**0.00**	**0.00**	**617,613,115.83**	**595,217,153.76**	**558,255,220.39**

Earnings and Yields Summary

Ft. Bend County

Effective Interest - Actual Life
Receipts in Period
10/01/22 - 10/31/22

Security Description	10/01/22 10/07/22	10/08/22 10/14/22	10/15/22 10/21/22	10/22/22 10/28/22	10/29/22 10/31/22	10/01/22 10/31/22
Combined Port						
Money Market	36,983.35	36,983.35	36,983.35	36,983.35	10,909.02	158,842.42
State Pool	244,017.89	290,376.34	308,145.29	305,714.50	138,991.96	1,287,245.98
Port Total	**281,001.24**	**327,359.69**	**345,128.64**	**342,697.85**	**149,900.98**	**1,446,088.40**
Combined Port						
Money Market	0.9539	0.9539	0.9539	0.9539	0.8513	0.9461
State Pool	3.1870	3.1930	3.1951	3.1954	3.4232	3.2163
Port Total	**2.4364**	**2.5238**	**2.5525**	**2.5490**	**2.8063**	**2.5454**

Maturity Aging
Ft. Bend County
Effective Interest - Actual Life
Receipts in Period
10/31/22

CUSIP	Invest Number	Security Description	Purchase Date	Days to Maturity	Yield Matur
Cash / Money Market					
Cadence-Money Market Accts	AR-0058	Money Market	01/31/21	0	0.2500
LO10-LOGIC-COUNTY'S CARE ACT	AR-0047	State Pool	05/12/20	0	3.1167
LO11-Logic-Moblity Proj 2022	AR-0070	State Pool	04/01/22	0	3.1167
LO12-Logic-Cert of Oblig 22	AR-0071	State Pool	04/01/22	0	3.1167
LOG1-Logic- General	AR-0028	State Pool	11/10/08	0	3.1167
LOG2-Logic-Toll Rd.Operations	AR-0029	State Pool	11/10/08	0	3.1167
LOG5-Logic-Drainage	AR-0032	State Pool	11/10/08	0	3.1167
LOG8-Logic-Road & Bridge	AR-0035	State Pool	11/10/08	0	3.1167
MB02-MBIA General	AR-0015	State Pool	11/01/08	0	3.2287
MB03-MBIA Road & Bridge	AR-0016	State Pool	11/01/08	0	3.2287
MB04-MBIA Drainage	AR-0017	State Pool	11/01/08	0	3.2287
MB06-MBIA Toll Rd. Operations	AR-0019	State Pool	11/01/08	0	3.2287
MB12-MBIA ESD 100 AGREEMENT	AR-0041	State Pool	08/31/16	0	3.2287
MB13-MBIA ASSISTANCE DIST #1	AR-0042	State Pool	08/31/16	0	3.2287
MB14-MBIA GR PARKWAY OPERATIONS	AR-0043	State Pool	08/31/16	0	3.2287
MB18-MBIA COUNTY'S CARES ACT	AR-0048	State Pool	05/12/20	0	3.2287
MB19-MBIA FBC ASSIST. DIST. #2	AR-0049	State Pool	05/13/20	0	3.2287
MB20- MBIA FBC ASSIST. DIST. #4	AR-0050	State Pool	05/13/20	0	3.2287
MB21-MBIA FBC ASSIST. DIST. #6	AR-0051	State Pool	05/13/20	0	3.2287
MB23-MBIA JUVENILE	AR-0053	State Pool	05/13/20	0	3.2287
MB24-MBIA DEBT SERVICE	AR-0054	State Pool	05/13/20	0	3.2287
MB25-MBIA DRAINAGE DEBT SERVICE	AR-0055	State Pool	05/13/20	0	3.2287
MB26-FACILITIES BOND 2018	AR-0056	State Pool	05/13/20	0	3.2287
MB27-MBIA TX HERITAGE PARKWAY	AR-0057	State Pool	05/13/20	0	3.2287
MB28-MBIA GRAND PARKWAY 2021	AR-0059	State Pool	08/02/21	0	3.2287
MB29-MBIA SR LIEN TOLL RD 2021	AR-0060	State Pool	08/02/21	0	3.2287
MB30-MBIA FLOOD PRO DRAINAGE 20	AR-0061	State Pool	08/02/21	0	3.2287
MB31-MBIA FBC ASSIST DIST #9	AR-0062	State Pool	03/11/22	0	3.2287
MB32-MBIA FBC ASSIST DIST #11	AR-0063	State Pool	03/11/22	0	3.2287
MB36-MBIA FEE OFFICER	AR-0065	State Pool	03/14/22	0	3.2287
MB37-MBIA FBC ASSIST DIST #7	AR-0066	State Pool	03/14/22	0	3.2287
MB38-MBIA 2020A FBC TAX NOTE	AR-0067	State Pool	03/14/22	0	3.2287
TT00-TX TERM General	AR-0022	State Pool	11/01/08	0	3.0400
TT02-TX TERM Toll Rd. Operation	AR-0024	State Pool	11/01/08	0	3.0400
TT04-TX TERM Road & Bridge	AR-0026	State Pool	11/01/08	0	3.0400
TT05-TX TERM Drainage	AR-0027	State Pool	11/01/08	0	3.0400
Cash / Money Market Total				**0**	**2.8748**
Investment Total				**0**	**2.8748**

Activity Statement
Ft. Bend County
Effective Interest - Actual Life
Receipts in Period
10/01/22 - 10/31/22

Purchase Date	Sale Date	CUSIP	Invest Number	Security Description	Amor Value On 10/01/22	Changes In Principal	Purchase Cost	Sales Proceeds	Purchased Interest	Int/Div Rec In the Perd	Amor Value On 10/31/22
Money Market											
01/31/21	Open	Cadence-Money Market Accts	AR-0058	Money Market	202,156,803.33	-138,756,889.40	0.00	0.00	0.00	158,842.42	63,399,913.93
Money Market Total					**202,156,803.33**	**-138,756,889.40**	**0.00**	**0.00**	**0.00**	**158,842.42**	**63,399,913.93**
State Pool											
11/01/08	Open	MB02-MBIA General	AR-0015	State Pool	69,589,415.25	-14,819,853.51	0.00	0.00	0.00	176,178.18	54,769,561.74
11/01/08	Open	MB03-MBIA Road & Bridge	AR-0016	State Pool	240,714.67	660.94	0.00	0.00	0.00	660.94	241,375.61
11/01/08	Open	MB04-MBIA Drainage	AR-0017	State Pool	9,931,283.04	-1,776,150.51	0.00	0.00	0.00	23,849.49	8,155,132.53
11/01/08	Open	MB06-MBIA Toll Rd. Operations	AR-0019	State Pool	33,311,034.05	44,179,263.89	0.00	0.00	0.00	179,263.89	77,490,297.94
11/01/08	Open	TT00-TX TERM General	AR-0022	State Pool	1,079.27	2.79	0.00	0.00	0.00	2.79	1,082.06
11/01/08	Open	TT02-TX TERM Toll Rd. Operation	AR-0024	State Pool	1,078.03	2.78	0.00	0.00	0.00	2.78	1,080.81
11/01/08	Open	TT04-TX TERM Road & Bridge	AR-0026	State Pool	1,076.07	2.78	0.00	0.00	0.00	2.78	1,078.85
11/01/08	Open	TT05-TX TERM Drainage	AR-0027	State Pool	356.98	0.92	0.00	0.00	0.00	0.92	357.90
11/10/08	Open	LOG1-Logic- General	AR-0028	State Pool	46,232,107.42	122,365.23	0.00	0.00	0.00	122,365.23	46,354,472.65
11/10/08	Open	LOG2-Logic-Toll Rd.Operations	AR-0029	State Pool	10,269,712.40	27,181.46	0.00	0.00	0.00	27,181.46	10,296,893.86
11/10/08	Open	LOG5-Logic-Drainage	AR-0032	State Pool	7,983,320.43	-8,883.42	0.00	0.00	0.00	21,116.58	7,974,437.01
11/10/08	Open	LOG8-Logic-Road & Bridge	AR-0035	State Pool	9,100,692.96	-3,182,095.05	0.00	0.00	0.00	17,904.95	5,918,597.91
08/31/16	Open	MB12-MBIA ESD 100 AGREEMENT	AR-0041	State Pool	9,559,227.93	1,027,240.72	0.00	0.00	0.00	27,240.72	10,586,468.65
08/31/16	Open	MB13-MBIA ASSISTANCE DIST #1	AR-0042	State Pool	11,080,328.97	530,920.40	0.00	0.00	0.00	30,920.40	11,611,249.37
08/31/16	Open	MB14-MBIA GR PARKWAY OPERATIONS	AR-0043	State Pool	28,345,117.40	26,126,585.37	0.00	0.00	0.00	126,585.37	54,471,702.77
05/12/20	Open	LO10-LOGIC-COUNTY'S CARE ACT	AR-0047	State Pool	6,050,556.57	16,014.35	0.00	0.00	0.00	16,014.35	6,066,570.92
05/12/20	Open	MB18-MBIA COUNTY'S CARES ACT	AR-0048	State Pool	12,180,003.32	54,139,301.65	0.00	0.00	0.00	139,301.65	66,319,304.97
05/13/20	Open	MB19-MBIA FBC ASSIST. DIST. #2	AR-0049	State Pool	8,067,749.54	522,648.69	0.00	0.00	0.00	22,648.69	8,590,398.23
05/13/20	Open	MB20- MBIA FBC ASSIST. DIST. #4	AR-0050	State Pool	1,766,652.24	4,850.74	0.00	0.00	0.00	4,850.74	1,771,502.98
05/13/20	Open	MB21-MBIA FBC ASSIST. DIST. #6	AR-0051	State Pool	2,828,608.35	7,766.60	0.00	0.00	0.00	7,766.60	2,836,374.95
05/13/20	Open	MB23-MBIA JUVENILE	AR-0053	State Pool	4,864,700.50	-2,891,922.93	0.00	0.00	0.00	8,077.07	1,972,777.57
05/13/20	Open	MB24-MBIA DEBT SERVICE	AR-0054	State Pool	10,684,173.58	-1,565,105.80	0.00	0.00	0.00	27,894.20	9,119,067.78
05/13/20	Open	MB25-MBIA DRAINAGE DEBT SERVICE	AR-0055	State Pool	3,959,836.35	10,872.63	0.00	0.00	0.00	10,872.63	3,970,708.98
05/13/20	Open	MB26-FACILITIES BOND 2018	AR-0056	State Pool	3,982,714.72	-3,082.62	0.00	0.00	0.00	10,917.38	3,979,632.10
05/13/20	Open	MB27-MBIA TX HERITAGE PARKWAY	AR-0057	State Pool	2,430,043.42	-434,153.18	0.00	0.00	0.00	5,846.82	1,995,890.24
08/02/21	Open	MB28-MBIA GRAND PARKWAY 2021	AR-0059	State Pool	24,222,391.92	-2,434,632.20	0.00	0.00	0.00	65,367.80	21,787,759.72
08/02/21	Open	MB29-MBIA SR LIEN TOLL RD 2021	AR-0060	State Pool	43,753,083.72	4,027,270.68	0.00	0.00	0.00	127,270.68	47,780,354.40
08/02/21	Open	MB30-MBIA FLOOD PRO DRAINAGE 20	AR-0061	State Pool	16,882,239.39	-64,732.35	0.00	0.00	0.00	46,267.65	16,817,507.04
03/11/22	Open	MB31-MBIA FBC ASSIST DIST #9	AR-0062	State Pool	2,518,635.85	307,213.58	0.00	0.00	0.00	7,213.58	2,825,849.43
03/11/22	Open	MB32-MBIA FBC ASSIST DIST #11	AR-0063	State Pool	4,533,573.24	312,746.05	0.00	0.00	0.00	12,746.05	4,846,319.29
03/14/22	Open	MB36-MBIA FEE OFFICER	AR-0065	State Pool	1,803,968.31	975.04	0.00	0.00	0.00	4,943.35	1,804,943.35
03/14/22	Open	MB37-MBIA FBC ASSIST DIST #7	AR-0066	State Pool	1,510,826.28	304,446.43	0.00	0.00	0.00	4,446.43	1,815,272.71
03/14/22	Open	MB38-MBIA 2020A FBC TAX NOTE	AR-0067	State Pool	1,312,007.31	3,602.42	0.00	0.00	0.00	3,602.42	1,315,609.73
04/01/22	Open	LO11-Logic-Moblity Proj 2022	AR-0070	State Pool	4,289.95	-4,289.25	0.00	0.00	0.00	0.70	0.70
04/01/22	Open	LO12-Logic-Cert of Oblig 22	AR-0071	State Pool	4,057,751.00	-2,692,079.29	0.00	0.00	0.00	7,920.71	1,365,671.71
State Pool Total					**393,060,350.43**	**101,794,956.03**	**0.00**	**0.00**	**0.00**	**1,287,245.98**	**494,855,306.46**
Investment Total					**595,217,153.76**	**-36,961,933.37**	**0.00**	**0.00**	**0.00**	**1,446,088.40**	**558,255,220.39**

Interest Accrual
Ft. Bend County
Effective Interest - Actual Life
Receipts in Period
10/01/22 - 10/31/22

CUSIP	Invest Number	Security Description	Purchase Date	Sale Date	Yield Earned	Ending Par Val/Shares	Ending Amor Val/Cost	Purchased Interest	Int/Div Rec In the Perd	Int/Div Accrued In the Perd	PTD Purch Received	Int/Div Rec Purch/Date	Int/Div Accrued Purch/Date
09 - Temporary Holding													
Money Market													
Cadence-Money Market Accts	AR-0058	Money Market	01/31/21	Open	0.9461	63,399,913.93	63,399,913.93	0.00	158,842.42	0.00	0.00	1,795,167.01	0.00
Money Market Total					**0.9461**	**63,399,913.93**	**63,399,913.93**	**0.00**	**158,842.42**	**0.00**	**0.00**	**1,795,167.01**	**0.00**
09 - Temporary Holding Total					**0.9461**	**63,399,913.93**	**63,399,913.93**	**0.00**	**158,842.42**	**0.00**	**0.00**	**1,795,167.01**	**0.00**
130 - Assistance Dist #1													
State Pool													
MB13-MBIA ASSISTANCE DIST #1	AR-0042	State Pool	08/31/16	Open	3.2336	11,611,249.37	11,611,249.37	0.00	30,920.40	0.00	0.00	204,772.06	0.00
State Pool Total					**3.2336**	**11,611,249.37**	**11,611,249.37**	**0.00**	**30,920.40**	**0.00**	**0.00**	**204,772.06**	**0.00**
130 - Assistance Dist #1 Total					**3.2336**	**11,611,249.37**	**11,611,249.37**	**0.00**	**30,920.40**	**0.00**	**0.00**	**204,772.06**	**0.00**
145 - ESD 100 Agreement													
State Pool													
MB12-MBIA ESD 100 AGREEMENT	AR-0041	State Pool	08/31/16	Open	3.2349	10,586,468.65	10,586,468.65	0.00	27,240.72	0.00	0.00	184,909.89	0.00
State Pool Total					**3.2349**	**10,586,468.65**	**10,586,468.65**	**0.00**	**27,240.72**	**0.00**	**0.00**	**184,909.89**	**0.00**
145 - ESD 100 Agreement Total					**3.2349**	**10,586,468.65**	**10,586,468.65**	**0.00**	**27,240.72**	**0.00**	**0.00**	**184,909.89**	**0.00**
810 - FBC Toll Road Operations													
State Pool													
TT02-TX TERM Toll Rd. Operation	AR-0024	State Pool	11/01/08	Open	0.0000	0.00	0.00	0.00	0.00	0.00	0.00	0.00	0.00
State Pool Total					**0.0000**	**0.00**	**0.00**	**0.00**	**0.00**	**0.00**	**0.00**	**0.00**	**0.00**
810 - FBC Toll Road Operations Total					**0.0000**	**0.00**	**0.00**	**0.00**	**0.00**	**0.00**	**0.00**	**0.00**	**0.00**
815 - Grand Parkway Operations													
State Pool													
MB14-MBIA GR PARKWAY OPERATIONS	AR-0043	State Pool	08/31/16	Open	3.2428	54,471,702.77	54,471,702.77	0.00	126,585.37	0.00	0.00	771,697.29	0.00
State Pool Total					**3.2428**	**54,471,702.77**	**54,471,702.77**	**0.00**	**126,585.37**	**0.00**	**0.00**	**771,697.29**	**0.00**
815 - Grand Parkway Operations Total					**3.2428**	**54,471,702.77**	**54,471,702.77**	**0.00**	**126,585.37**	**0.00**	**0.00**	**771,697.29**	**0.00**
LO10 - LOGIC COUNTYS CARES ACT													
State Pool													
LO10-LOGIC-COUNTY'S CARE ACT	AR-0047	State Pool	05/12/20	Open	3.1161	6,066,570.92	6,066,570.92	0.00	16,014.35	0.00	0.00	212,570.92	0.00
State Pool Total					**3.1161**	**6,066,570.92**	**6,066,570.92**	**0.00**	**16,014.35**	**0.00**	**0.00**	**212,570.92**	**0.00**
LO10 - LOGIC COUNTYS CARES ACT Total					**3.1161**	**6,066,570.92**	**6,066,570.92**	**0.00**	**16,014.35**	**0.00**	**0.00**	**212,570.92**	**0.00**
LO11 - Logic Mobility Projects 2022													
State Pool													
LO11-Logic-Moblity Proj 2022	AR-0070	State Pool	04/01/22	Open	1.4889	0.70	0.70	0.00	0.70	0.00	0.00	48,708.58	0.00
State Pool Total					**1.4889**	**0.70**	**0.70**	**0.00**	**0.70**	**0.00**	**0.00**	**48,708.58**	**0.00**
LO11 - Logic Mobility Projects 2022 Total					**1.4889**	**0.70**	**0.70**	**0.00**	**0.70**	**0.00**	**0.00**	**48,708.58**	**0.00**
LO12 - Logic Cert of Obligation 2022													
State Pool													
LO12-Logic-Cert of Oblig 22	AR-0071	State Pool	04/01/22	Open	3.0914	1,365,671.71	1,365,671.71	0.00	7,920.71	0.00	0.00	65,671.71	0.00
State Pool Total					**3.0914**	**1,365,671.71**	**1,365,671.71**	**0.00**	**7,920.71**	**0.00**	**0.00**	**65,671.71**	**0.00**
LO12 - Logic Cert of Obligation 2022 Total					**3.0914**	**1,365,671.71**	**1,365,671.71**	**0.00**	**7,920.71**	**0.00**	**0.00**	**65,671.71**	**0.00**
LOG1 - LOGIC GENERAL													
State Pool													
LOG1-Logic- General	AR-0028	State Pool	11/10/08	Open	3.1161	46,354,472.65	46,354,472.65	0.00	122,365.23	0.00	0.00	1,424,905.63	0.00
State Pool Total					**3.1161**	**46,354,472.65**	**46,354,472.65**	**0.00**	**122,365.23**	**0.00**	**0.00**	**1,424,905.63**	**0.00**
LOG1 - LOGIC GENERAL Total					**3.1161**	**46,354,472.65**	**46,354,472.65**	**0.00**	**122,365.23**	**0.00**	**0.00**	**1,424,905.63**	**0.00**
LOG2 - LOGIC TOLL OPERATIONS													

Interest Accrual
Ft. Bend County
Effective Interest - Actual Life
Receipts in Period
10/01/22 - 10/31/22

CUSIP	Invest Number	Security Description	Purchase Date	Sale Date	Yield Earned	Ending Par Val/Shares	Ending Amor Val/Cost	Purchased Interest	Int/Div Rec In the Perd	Int/Div Accrued In the Perd	PTD Purch Received	Int/Div Rec Purch/Date	Int/Div Accrued Purch/Date
State Pool													
LOG2-Logic-Toll Rd.Operations	AR-0029	State Pool	11/10/08	Open	3.1161	10,296,893.86	10,296,893.86	0.00	27,181.46	0.00	0.00	358,224.94	0.00
State Pool Total					**3.1161**	**10,296,893.86**	**10,296,893.86**	**0.00**	**27,181.46**	**0.00**	**0.00**	**358,224.94**	**0.00**
LOG2 - LOGIC TOLL OPERATIONS Total					**3.1161**	**10,296,893.86**	**10,296,893.86**	**0.00**	**27,181.46**	**0.00**	**0.00**	**358,224.94**	**0.00**
LOG5 - LOGIC DRAINAGE													
State Pool													
LOG5-Logic-Drainage	AR-0032	State Pool	11/10/08	Open	3.1160	7,974,437.01	7,974,437.01	0.00	21,116.58	0.00	0.00	106,680.78	0.00
State Pool Total					**3.1160**	**7,974,437.01**	**7,974,437.01**	**0.00**	**21,116.58**	**0.00**	**0.00**	**106,680.78**	**0.00**
LOG5 - LOGIC DRAINAGE Total					**3.1160**	**7,974,437.01**	**7,974,437.01**	**0.00**	**21,116.58**	**0.00**	**0.00**	**106,680.78**	**0.00**
LOG8 - LOGIC ROAD & BRIDGE													
State Pool													
LOG8-Logic-Road & Bridge	AR-0035	State Pool	11/10/08	Open	3.1041	5,918,597.91	5,918,597.91	0.00	17,904.95	0.00	0.00	124,085.43	0.00
State Pool Total					**3.1041**	**5,918,597.91**	**5,918,597.91**	**0.00**	**17,904.95**	**0.00**	**0.00**	**124,085.43**	**0.00**
LOG8 - LOGIC ROAD & BRIDGE Total					**3.1041**	**5,918,597.91**	**5,918,597.91**	**0.00**	**17,904.95**	**0.00**	**0.00**	**124,085.43**	**0.00**
MB02 - MBIA GENERAL													
State Pool													
MB02-MBIA General	AR-0015	State Pool	11/01/08	Open	3.2273	54,769,561.74	54,769,561.74	0.00	176,178.18	0.00	0.00	1,486,190.11	0.00
State Pool Total					**3.2273**	**54,769,561.74**	**54,769,561.74**	**0.00**	**176,178.18**	**0.00**	**0.00**	**1,486,190.11**	**0.00**
MB02 - MBIA GENERAL Total					**3.2273**	**54,769,561.74**	**54,769,561.74**	**0.00**	**176,178.18**	**0.00**	**0.00**	**1,486,190.11**	**0.00**
MB03 - MBIA ROAD & BRIDGE													
State Pool													
MB03-MBIA Road & Bridge	AR-0016	State Pool	11/01/08	Open	3.2326	241,375.61	241,375.61	0.00	660.94	0.00	0.00	132,114.76	0.00
State Pool Total					**3.2326**	**241,375.61**	**241,375.61**	**0.00**	**660.94**	**0.00**	**0.00**	**132,114.76**	**0.00**
MB03 - MBIA ROAD & BRIDGE Total					**3.2326**	**241,375.61**	**241,375.61**	**0.00**	**660.94**	**0.00**	**0.00**	**132,114.76**	**0.00**
MB04 - MBIA DRAINAGE													
State Pool													
MB04-MBIA Drainage	AR-0017	State Pool	11/01/08	Open	3.2290	8,155,132.53	8,155,132.53	0.00	23,849.49	0.00	0.00	265,391.01	2,620.73
State Pool Total					**3.2290**	**8,155,132.53**	**8,155,132.53**	**0.00**	**23,849.49**	**0.00**	**0.00**	**265,391.01**	**2,620.73**
MB04 - MBIA DRAINAGE Total					**3.2290**	**8,155,132.53**	**8,155,132.53**	**0.00**	**23,849.49**	**0.00**	**0.00**	**265,391.01**	**2,620.73**
MB06 - MBIA TOLL RD OPERATIONS													
State Pool													
MB06-MBIA Toll Rd. Operations	AR-0019	State Pool	11/01/08	Open	3.2443	77,490,297.94	77,490,297.94	0.00	179,263.89	0.00	0.00	1,177,464.38	38,363.64
State Pool Total					**3.2443**	**77,490,297.94**	**77,490,297.94**	**0.00**	**179,263.89**	**0.00**	**0.00**	**1,177,464.38**	**38,363.64**
MB06 - MBIA TOLL RD OPERATIONS Total					**3.2443**	**77,490,297.94**	**77,490,297.94**	**0.00**	**179,263.89**	**0.00**	**0.00**	**1,177,464.38**	**38,363.64**
MB18 - MBIA COUNTYS CARES ACT													
State Pool													
MB18-MBIA COUNTY'S CARES ACT	AR-0048	State Pool	05/12/20	Open	3.2515	66,319,304.97	66,319,304.97	0.00	139,301.65	0.00	0.00	421,224.43	0.00
State Pool Total					**3.2515**	**66,319,304.97**	**66,319,304.97**	**0.00**	**139,301.65**	**0.00**	**0.00**	**421,224.43**	**0.00**
MB18 - MBIA COUNTYS CARES ACT Total					**3.2515**	**66,319,304.97**	**66,319,304.97**	**0.00**	**139,301.65**	**0.00**	**0.00**	**421,224.43**	**0.00**
MB19 - MBIA FBC ASSIST DIST #2													
State Pool													
MB19-MBIA FBC ASSIST. DIST. #2	AR-0049	State Pool	05/13/20	Open	3.2340	8,590,398.23	8,590,398.23	0.00	22,648.69	0.00	0.00	90,398.23	0.00
State Pool Total					**3.2340**	**8,590,398.23**	**8,590,398.23**	**0.00**	**22,648.69**	**0.00**	**0.00**	**90,398.23**	**0.00**
MB19 - MBIA FBC ASSIST DIST #2 Total					**3.2340**	**8,590,398.23**	**8,590,398.23**	**0.00**	**22,648.69**	**0.00**	**0.00**	**90,398.23**	**0.00**
MB20 - MBIA FBC ASSIST DIST #4													
State Pool													

Interest Accrual
Ft. Bend County
Effective Interest - Actual Life
Receipts in Period
10/01/22 - 10/31/22

CUSIP	Invest Number	Security Description	Purchase Date	Sale Date	Yield Earned	Ending Par Val/Shares	Ending Amor Val/Cost	Purchased Interest	Int/Div Rec In the Perd	Int/Div Accrued In the Perd	PTD Purch Received	Int/Div Rec Purch/Date	Int/Div Accrued Purch/Date
MB20- MBIA FBC ASSIST. DIST. #4	AR-0050	State Pool	05/13/20	Open	3.2326	1,771,502.98	1,771,502.98	0.00	4,850.74	0.00	0.00	21,502.98	0.00
State Pool Total					**3.2326**	**1,771,502.98**	**1,771,502.98**	**0.00**	**4,850.74**	**0.00**	**0.00**	**21,502.98**	**0.00**
MB20 - MBIA FBC ASSIST DIST #4 Total					**3.2326**	**1,771,502.98**	**1,771,502.98**	**0.00**	**4,850.74**	**0.00**	**0.00**	**21,502.98**	**0.00**
MB21 - MBIA ASSIST DIST #6													
State Pool													
MB21-MBIA FBC ASSIST. DIST. #6	AR-0051	State Pool	05/13/20	Open	3.2326	2,836,374.95	2,836,374.95	0.00	7,766.60	0.00	0.00	36,374.95	0.00
State Pool Total					**3.2326**	**2,836,374.95**	**2,836,374.95**	**0.00**	**7,766.60**	**0.00**	**0.00**	**36,374.95**	**0.00**
MB21 - MBIA ASSIST DIST #6 Total					**3.2326**	**2,836,374.95**	**2,836,374.95**	**0.00**	**7,766.60**	**0.00**	**0.00**	**36,374.95**	**0.00**
MB23 - MBIA JUVENILE													
State Pool													
MB23-MBIA JUVENILE	AR-0053	State Pool	05/13/20	Open	3.2145	1,972,777.57	1,972,777.57	0.00	8,077.07	0.00	0.00	89,011.20	0.00
State Pool Total					**3.2145**	**1,972,777.57**	**1,972,777.57**	**0.00**	**8,077.07**	**0.00**	**0.00**	**89,011.20**	**0.00**
MB23 - MBIA JUVENILE Total					**3.2145**	**1,972,777.57**	**1,972,777.57**	**0.00**	**8,077.07**	**0.00**	**0.00**	**89,011.20**	**0.00**
MB24 - MBIA DEBT SERVICE													
State Pool													
MB24-MBIA DEBT SERVICE	AR-0054	State Pool	05/13/20	Open	3.2294	9,119,067.78	9,119,067.78	0.00	27,894.20	0.00	0.00	243,790.54	0.00
State Pool Total					**3.2294**	**9,119,067.78**	**9,119,067.78**	**0.00**	**27,894.20**	**0.00**	**0.00**	**243,790.54**	**0.00**
MB24 - MBIA DEBT SERVICE Total					**3.2294**	**9,119,067.78**	**9,119,067.78**	**0.00**	**27,894.20**	**0.00**	**0.00**	**243,790.54**	**0.00**
MB25 - MBIA DRAINAGE DEBT SERVICE													
State Pool													
MB25-MBIA DRAINAGE DEBT SERVICE	AR-0055	State Pool	05/13/20	Open	3.2326	3,970,708.98	3,970,708.98	0.00	10,872.63	0.00	0.00	45,708.98	0.00
State Pool Total					**3.2326**	**3,970,708.98**	**3,970,708.98**	**0.00**	**10,872.63**	**0.00**	**0.00**	**45,708.98**	**0.00**
MB25 - MBIA DRAINAGE DEBT SERVICE Total					**3.2326**	**3,970,708.98**	**3,970,708.98**	**0.00**	**10,872.63**	**0.00**	**0.00**	**45,708.98**	**0.00**
MB26 - MBIA FACILITIES BOND 2018													
State Pool													
MB26-FACILITIES BOND 2018	AR-0056	State Pool	05/13/20	Open	3.2325	3,979,632.10	3,979,632.10	0.00	10,917.38	0.00	0.00	94,632.10	0.00
State Pool Total					**3.2325**	**3,979,632.10**	**3,979,632.10**	**0.00**	**10,917.38**	**0.00**	**0.00**	**94,632.10**	**0.00**
MB26 - MBIA FACILITIES BOND 2018 Total					**3.2325**	**3,979,632.10**	**3,979,632.10**	**0.00**	**10,917.38**	**0.00**	**0.00**	**94,632.10**	**0.00**
MB27 - MBIA TX HERITAGE PARKWAY 2020													
State Pool													
MB27-MBIA TX HERITAGE PARKWAY	AR-0057	State Pool	05/13/20	Open	3.2287	1,995,890.24	1,995,890.24	0.00	5,846.82	0.00	0.00	66,269.59	0.00
State Pool Total					**3.2287**	**1,995,890.24**	**1,995,890.24**	**0.00**	**5,846.82**	**0.00**	**0.00**	**66,269.59**	**0.00**
MB27 - MBIA TX HERITAGE PARKWAY 2020 Total					**3.2287**	**1,995,890.24**	**1,995,890.24**	**0.00**	**5,846.82**	**0.00**	**0.00**	**66,269.59**	**0.00**
MB28 - MBIAGrand Parkway 2021													
State Pool													
MB28-MBIA GRAND PARKWAY 2021	AR-0059	State Pool	08/02/21	Open	3.2309	21,787,759.72	21,787,759.72	0.00	65,367.80	0.00	0.00	287,759.72	0.00
State Pool Total					**3.2309**	**21,787,759.72**	**21,787,759.72**	**0.00**	**65,367.80**	**0.00**	**0.00**	**287,759.72**	**0.00**
MB28 - MBIAGrand Parkway 2021 Total					**3.2309**	**21,787,759.72**	**21,787,759.72**	**0.00**	**65,367.80**	**0.00**	**0.00**	**287,759.72**	**0.00**
MB29 - MBIA Sr Lien 2021													
State Pool													
MB29-MBIA SR LIEN TOLL RD 2021	AR-0060	State Pool	08/02/21	Open	3.2350	47,780,354.40	47,780,354.40	0.00	127,270.68	0.00	0.00	580,354.40	0.00
State Pool Total					**3.2350**	**47,780,354.40**	**47,780,354.40**	**0.00**	**127,270.68**	**0.00**	**0.00**	**580,354.40**	**0.00**
MB29 - MBIA Sr Lien 2021 Total					**3.2350**	**47,780,354.40**	**47,780,354.40**	**0.00**	**127,270.68**	**0.00**	**0.00**	**580,354.40**	**0.00**
MB30 - MBIA Flood Proj Drainage 20													
State Pool													
MB30-MBIA FLOOD PRO DRAINAGE 20	AR-0061	State Pool	08/02/21	Open	3.2325	16,817,507.04	16,817,507.04	0.00	46,267.65	0.00	0.00	178,507.04	0.00

Interest Accrual
Ft. Bend County
Effective Interest - Actual Life
Receipts in Period
10/01/22 - 10/31/22

CUSIP	Invest Number	Security Description	Purchase Date	Sale Date	Yield Earned	Ending Par Val/Shares	Ending Amor Val/Cost	Purchased Interest	Int/Div Rec In the Perd	Int/Div Accrued In the Perd	PTD Purch Received	Int/Div Rec Purch/Date	Int/Div Accrued Purch/Date
State Pool Total					**3.2325**	**16,817,507.04**	**16,817,507.04**	**0.00**	**46,267.65**	**0.00**	**0.00**	**178,507.04**	**0.00**
MB30 - MBIA Flood Proj Drainage 20 Total					**3.2325**	**16,817,507.04**	**16,817,507.04**	**0.00**	**46,267.65**	**0.00**	**0.00**	**178,507.04**	**0.00**
MB31 - MBIA FBC ASSIST DIST #9													
State Pool													
MB31-MBIA FBC ASSIST DIST #9	AR-0062	State Pool	03/11/22	Open	3.2352	2,825,849.43	2,825,849.43	0.00	7,213.58	0.00	0.00	25,849.43	0.00
State Pool Total					**3.2352**	**2,825,849.43**	**2,825,849.43**	**0.00**	**7,213.58**	**0.00**	**0.00**	**25,849.43**	**0.00**
MB31 - MBIA FBC ASSIST DIST #9 Total					**3.2352**	**2,825,849.43**	**2,825,849.43**	**0.00**	**7,213.58**	**0.00**	**0.00**	**25,849.43**	**0.00**
MB32 - MBIA FBC ASSIST DIST #11													
State Pool													
MB32-MBIA FBC ASSIST DIST #11	AR-0063	State Pool	03/11/22	Open	3.2341	4,846,319.29	4,846,319.29	0.00	12,746.05	0.00	0.00	46,319.29	0.00
State Pool Total					**3.2341**	**4,846,319.29**	**4,846,319.29**	**0.00**	**12,746.05**	**0.00**	**0.00**	**46,319.29**	**0.00**
MB32 - MBIA FBC ASSIST DIST #11 Total					**3.2341**	**4,846,319.29**	**4,846,319.29**	**0.00**	**12,746.05**	**0.00**	**0.00**	**46,319.29**	**0.00**
MB36 - MBIA FEE OFFICER													
State Pool													
MB36-MBIA FEE OFFICER	AR-0065	State Pool	03/14/22	Open	3.2326	1,804,943.35	1,804,943.35	0.00	4,943.35	0.00	0.00	17,665.35	0.00
State Pool Total					**3.2326**	**1,804,943.35**	**1,804,943.35**	**0.00**	**4,943.35**	**0.00**	**0.00**	**17,665.35**	**0.00**
MB36 - MBIA FEE OFFICER Total					**3.2326**	**1,804,943.35**	**1,804,943.35**	**0.00**	**4,943.35**	**0.00**	**0.00**	**17,665.35**	**0.00**
MB37 - MBIA FBC ASSIST DIST #7													
State Pool													
MB37-MBIA FBC ASSIST DIST #7	AR-0066	State Pool	03/14/22	Open	3.2368	1,815,272.71	1,815,272.71	0.00	4,446.43	0.00	0.00	15,272.71	0.00
State Pool Total					**3.2368**	**1,815,272.71**	**1,815,272.71**	**0.00**	**4,446.43**	**0.00**	**0.00**	**15,272.71**	**0.00**
MB37 - MBIA FBC ASSIST DIST #7 Total					**3.2368**	**1,815,272.71**	**1,815,272.71**	**0.00**	**4,446.43**	**0.00**	**0.00**	**15,272.71**	**0.00**
MB38 - MBIA 2020A FBC TAX NOTE													
State Pool													
MB38-MBIA 2020A FBC TAX NOTE	AR-0067	State Pool	03/14/22	Open	3.2326	1,315,609.73	1,315,609.73	0.00	3,602.42	0.00	0.00	15,609.73	0.00
State Pool Total					**3.2326**	**1,315,609.73**	**1,315,609.73**	**0.00**	**3,602.42**	**0.00**	**0.00**	**15,609.73**	**0.00**
MB38 - MBIA 2020A FBC TAX NOTE Total					**3.2326**	**1,315,609.73**	**1,315,609.73**	**0.00**	**3,602.42**	**0.00**	**0.00**	**15,609.73**	**0.00**
TT00 - TEXAS TERM GENERAL													
State Pool													
TT00-TX TERM General	AR-0022	State Pool	11/01/08	Open	3.0435	1,082.06	1,082.06	0.00	2.79	0.00	0.00	21,466.83	0.00
State Pool Total					**3.0435**	**1,082.06**	**1,082.06**	**0.00**	**2.79**	**0.00**	**0.00**	**21,466.83**	**0.00**
TT00 - TEXAS TERM GENERAL Total					**3.0435**	**1,082.06**	**1,082.06**	**0.00**	**2.79**	**0.00**	**0.00**	**21,466.83**	**0.00**
TT02 - TEXAS TERM TOLL OPERATIONS													
State Pool													
TT02-TX TERM Toll Rd. Operation	AR-0024	State Pool	11/01/08	Open	3.0361	1,080.81	1,080.81	0.00	2.78	0.00	0.00	18,010.71	0.00
State Pool Total					**3.0361**	**1,080.81**	**1,080.81**	**0.00**	**2.78**	**0.00**	**0.00**	**18,010.71**	**0.00**
TT02 - TEXAS TERM TOLL OPERATIONS Total					**3.0361**	**1,080.81**	**1,080.81**	**0.00**	**2.78**	**0.00**	**0.00**	**18,010.71**	**0.00**
TT04 - TEXAS TERM ROAD & BRIDGE													
State Pool													
TT04-TX TERM Road & Bridge	AR-0026	State Pool	11/01/08	Open	3.0416	1,078.85	1,078.85	0.00	2.78	0.00	0.00	8,286.13	0.00
State Pool Total					**3.0416**	**1,078.85**	**1,078.85**	**0.00**	**2.78**	**0.00**	**0.00**	**8,286.13**	**0.00**
TT04 - TEXAS TERM ROAD & BRIDGE Total					**3.0416**	**1,078.85**	**1,078.85**	**0.00**	**2.78**	**0.00**	**0.00**	**8,286.13**	**0.00**
TT05 - TEXAS TERM DRAINAGE													
State Pool													
TT05-TX TERM Drainage	AR-0027	State Pool	11/01/08	Open	3.0342	357.90	357.90	0.00	0.92	0.00	0.00	5,037.18	0.00
State Pool Total					**3.0342**	**357.90**	**357.90**	**0.00**	**0.92**	**0.00**	**0.00**	**5,037.18**	**0.00**

Interest Accrual
Ft. Bend County
Effective Interest - Actual Life
Receipts in Period
10/01/22 - 10/31/22

CUSIP	Invest Number	Security Description	Purchase Date	Sale Date	Yield Earned	Ending Par Val/Shares	Ending Amor Val/Cost	Purchased Interest	Int/Div Rec In the Perd	Int/Div Accrued In the Perd	PTD Purch Received	Int/Div Rec Purch/Date	Int/Div Accrued Purch/Date
TT05 - TEXAS TERM DRAINAGE Total					3.0342	357.90	357.90	0.00	0.92	0.00	0.00	5,037.18	0.00

Premium/Discount Amortization

Ft. Bend County

Effective Interest - Actual Life
Receipts in Period
10/01/22 - 10/31/22

CUSIP	Invest Number	Security Description	Purchase Date	Amortiz Date	Yield Earned	Beginning Par Val/Shares	Beginning Unamor Val/Cost	Premium Discount	Ending Par Val/Shares	Ending Amor Val/Cost	Unamor Prem/Dscnt	Amortization In the Perd	Amortization Purch/Date
Money Market													
Cadence-Money Market Accts	AR-0058	Money Market	01/31/21	Open	0.9461	202,156,803.33	202,156,803.33	0.00	63,399,913.93	63,399,913.93	0.00	0.00	0.00
Money Market Total					**0.9461**	**202,156,803.33**	**202,156,803.33**	**0.00**	**63,399,913.93**	**63,399,913.93**	**0.00**	**0.00**	**0.00**
State Pool													
MB02-MBIA General	AR-0015	State Pool	11/01/08	Open	3.2273	69,589,415.25	69,589,415.25	0.00	54,769,561.74	54,769,561.74	0.00	0.00	0.00
MB03-MBIA Road & Bridge	AR-0016	State Pool	11/01/08	Open	3.2326	240,714.67	240,714.67	0.00	241,375.61	241,375.61	0.00	0.00	0.00
MB04-MBIA Drainage	AR-0017	State Pool	11/01/08	Open	3.2290	9,931,283.04	9,931,283.04	0.00	8,155,132.53	8,155,132.53	0.00	0.00	0.00
MB06-MBIA Toll Rd. Operations	AR-0019	State Pool	11/01/08	Open	3.2443	33,311,034.05	33,311,034.05	0.00	77,490,297.94	77,490,297.94	0.00	0.00	0.00
TT00-TX TERM General	AR-0022	State Pool	11/01/08	Open	3.0435	1,079.27	1,079.27	0.00	1,082.06	1,082.06	0.00	0.00	0.00
TT02-TX TERM Toll Rd. Operation	AR-0024	State Pool	11/01/08	Open	3.0361	1,078.03	1,078.03	0.00	1,080.81	1,080.81	0.00	0.00	0.00
TT04-TX TERM Road & Bridge	AR-0026	State Pool	11/01/08	Open	3.0416	1,076.07	1,076.07	0.00	1,078.85	1,078.85	0.00	0.00	0.00
TT05-TX TERM Drainage	AR-0027	State Pool	11/01/08	Open	3.0342	356.98	356.98	0.00	357.90	357.90	0.00	0.00	0.00
LOG1-Logic- General	AR-0028	State Pool	11/10/08	Open	3.1161	46,232,107.42	46,232,107.42	0.00	46,354,472.65	46,354,472.65	0.00	0.00	0.00
LOG2-Logic-Toll Rd.Operations	AR-0029	State Pool	11/10/08	Open	3.1161	10,269,712.40	10,269,712.40	0.00	10,296,893.86	10,296,893.86	0.00	0.00	0.00
LOG5-Logic-Drainage	AR-0032	State Pool	11/10/08	Open	3.1160	7,983,320.43	7,983,320.43	0.00	7,974,437.01	7,974,437.01	0.00	0.00	0.00
LOG8-Logic-Road & Bridge	AR-0035	State Pool	11/10/08	Open	3.1041	9,100,692.96	9,100,692.96	0.00	5,918,597.91	5,918,597.91	0.00	0.00	0.00
MB12-MBIA ESD 100 AGREEMENT	AR-0041	State Pool	08/31/16	Open	3.2349	9,559,227.93	9,559,227.93	0.00	10,586,468.65	10,586,468.65	0.00	0.00	0.00
MB13-MBIA ASSISTANCE DIST #1	AR-0042	State Pool	08/31/16	Open	3.2336	11,080,328.97	11,080,328.97	0.00	11,611,249.37	11,611,249.37	0.00	0.00	0.00
MB14-MBIA GR PARKWAY OPERATIONS	AR-0043	State Pool	08/31/16	Open	3.2428	28,345,117.40	28,345,117.40	0.00	54,471,702.77	54,471,702.77	0.00	0.00	0.00
LO10-LOGIC-COUNTY'S CARE ACT	AR-0047	State Pool	05/12/20	Open	3.1161	6,050,556.57	6,050,556.57	0.00	6,066,570.92	6,066,570.92	0.00	0.00	0.00
MB18-MBIA COUNTY'S CARES ACT	AR-0048	State Pool	05/12/20	Open	3.2515	12,180,003.32	12,180,003.32	0.00	66,319,304.97	66,319,304.97	0.00	0.00	0.00
MB19-MBIA FBC ASSIST. DIST. #2	AR-0049	State Pool	05/13/20	Open	3.2340	8,067,749.54	8,067,749.54	0.00	8,590,398.23	8,590,398.23	0.00	0.00	0.00
MB20- MBIA FBC ASSIST. DIST. #4	AR-0050	State Pool	05/13/20	Open	3.2326	1,766,652.24	1,766,652.24	0.00	1,771,502.98	1,771,502.98	0.00	0.00	0.00
MB21-MBIA FBC ASSIST. DIST. #6	AR-0051	State Pool	05/13/20	Open	3.2326	2,828,608.35	2,828,608.35	0.00	2,836,374.95	2,836,374.95	0.00	0.00	0.00
MB23-MBIA JUVENILE	AR-0053	State Pool	05/13/20	Open	3.2145	4,864,700.50	4,864,700.50	0.00	1,972,777.57	1,972,777.57	0.00	0.00	0.00
MB24-MBIA DEBT SERVICE	AR-0054	State Pool	05/13/20	Open	3.2294	10,684,173.58	10,684,173.58	0.00	9,119,067.78	9,119,067.78	0.00	0.00	0.00
MB25-MBIA DRAINAGE DEBT SERVICE	AR-0055	State Pool	05/13/20	Open	3.2326	3,959,836.35	3,959,836.35	0.00	3,970,708.98	3,970,708.98	0.00	0.00	0.00
MB26-FACILITIES BOND 2018	AR-0056	State Pool	05/13/20	Open	3.2325	3,982,714.72	3,982,714.72	0.00	3,979,632.10	3,979,632.10	0.00	0.00	0.00
MB27-MBIA TX HERITAGE PARKWAY	AR-0057	State Pool	05/13/20	Open	3.2287	2,430,043.42	2,430,043.42	0.00	1,995,890.24	1,995,890.24	0.00	0.00	0.00
MB28-MBIA GRAND PARKWAY 2021	AR-0059	State Pool	08/02/21	Open	3.2309	24,222,391.92	24,222,391.92	0.00	21,787,759.72	21,787,759.72	0.00	0.00	0.00
MB29-MBIA SR LIEN TOLL RD 2021	AR-0060	State Pool	08/02/21	Open	3.2350	43,753,083.72	43,753,083.72	0.00	47,780,354.40	47,780,354.40	0.00	0.00	0.00
MB30-MBIA FLOOD PRO DRAINAGE 20	AR-0061	State Pool	08/02/21	Open	3.2325	16,882,239.39	16,882,239.39	0.00	16,817,507.04	16,817,507.04	0.00	0.00	0.00
MB31-MBIA FBC ASSIST DIST #9	AR-0062	State Pool	03/11/22	Open	3.2352	2,518,635.85	2,518,635.85	0.00	2,825,849.43	2,825,849.43	0.00	0.00	0.00
MB32-MBIA FBC ASSIST DIST #11	AR-0063	State Pool	03/11/22	Open	3.2341	4,533,573.24	4,533,573.24	0.00	4,846,319.29	4,846,319.29	0.00	0.00	0.00
MB36-MBIA FEE OFFICER	AR-0065	State Pool	03/14/22	Open	3.2326	1,803,968.31	1,803,968.31	0.00	1,804,943.35	1,804,943.35	0.00	0.00	0.00
MB37-MBIA FBC ASSIST DIST #7	AR-0066	State Pool	03/14/22	Open	3.2368	1,510,826.28	1,510,826.28	0.00	1,815,272.71	1,815,272.71	0.00	0.00	0.00
MB38-MBIA 2020A FBC TAX NOTE	AR-0067	State Pool	03/14/22	Open	3.2326	1,312,007.31	1,312,007.31	0.00	1,315,609.73	1,315,609.73	0.00	0.00	0.00
LO11-Logic-Moblity Proj 2022	AR-0070	State Pool	04/01/22	Open	1.4889	4,289.95	4,289.95	0.00	0.70	0.70	0.00	0.00	0.00
LO12-Logic-Cert of Oblig 22	AR-0071	State Pool	04/01/22	Open	3.0914	4,057,751.00	4,057,751.00	0.00	1,365,671.71	1,365,671.71	0.00	0.00	0.00
State Pool Total					**3.2163**	**393,060,350.43**	**393,060,350.43**	**0.00**	**494,855,306.46**	**494,855,306.46**	**0.00**	**0.00**	**0.00**
Investment Total					**2.5454**	**595,217,153.76**	**595,217,153.76**	**0.00**	**558,255,220.39**	**558,255,220.39**	**0.00**	**0.00**	**0.00**

Open Investments
Ft. Bend County
Effective Interest - Actual Life
Receipts in Period
10/31/22

CUSIP	Invest Number	Security Description	Invest Class	Purchase Date	Call Date	Purchase Institut	SafeKeep Institut	Issuing Institut	Yield Matur	Yield Call	Original Unit Cost	Original Par Val/Shares	Original Princ/Cost	Orig Prem Discount	Ending Unit Price	Ending Par Val/Shares	Ending Amor Val/Cost	Unamor Prem/Dscnt
Money Market																		
Cadence-Money Market Accts	AR-0058	Money Market		01/31/21	Open	101	None	101	0.2500	0.2500	1.000000	210,194,488.52	210,194,488.52	0.00	1.000000	63,399,913.93	63,399,913.93	0.00
Money Market Total									**0.2500**	**0.2500**	**1.000000**	**210,194,488.52**	**210,194,488.52**	**0.00**	**1.000000**	**63,399,913.93**	**63,399,913.93**	**0.00**
State Pool																		
MB02-MBIA General	AR-0015	State Pool		11/01/08	Open	2000	None	2000	3.2287	3.2287	1.000000	17,374,917.83	17,374,917.83	0.00	1.000000	54,769,561.74	54,769,561.74	0.00
MB03-MBIA Road & Bridge	AR-0016	State Pool		11/01/08	Open	2000	None	2000	3.2287	3.2287	1.000000	2,856,438.24	2,856,438.24	0.00	1.000000	241,375.61	241,375.61	0.00
MB04-MBIA Drainage	AR-0017	State Pool		11/01/08	Open	2000	None	2000	3.2287	3.2287	1.000000	1,267,218.21	1,267,218.21	0.00	1.000000	8,155,132.53	8,155,132.53	0.00
MB06-MBIA Toll Rd. Operations	AR-0019	State Pool		11/01/08	Open	2000	None	2000	3.2287	3.2287	1.000000	3,143,377.27	3,143,377.27	0.00	1.000000	77,490,297.94	77,490,297.94	0.00
TT00-TX TERM General	AR-0022	State Pool		11/01/08	Open	2005	None	2005	3.0400	3.0400	1.000000	10,006,437.87	10,006,437.87	0.00	1.000000	1,082.06	1,082.06	0.00
TT02-TX TERM Toll Rd. Operation	AR-0024	State Pool		11/01/08	Open	2005	None	2005	3.0400	3.0400	0.000000	0.00	0.00	0.00	1.000000	1,080.81	1,080.81	0.00
TT04-TX TERM Road & Bridge	AR-0026	State Pool		11/01/08	Open	2005	None	2005	3.0400	3.0400	1.000000	10,463.28	10,463.28	0.00	1.000000	1,078.85	1,078.85	0.00
TT05-TX TERM Drainage	AR-0027	State Pool		11/01/08	Open	2005	None	2005	3.0400	3.0400	1.000000	109,774.61	109,774.61	0.00	1.000000	357.90	357.90	0.00
LOG1-Logic- General	AR-0028	State Pool		11/10/08	Open	200	None	200	3.1167	3.1167	1.000000	10,000,000.00	10,000,000.00	0.00	1.000000	46,354,472.65	46,354,472.65	0.00
LOG2-Logic-Toll Rd.Operations	AR-0029	State Pool		11/10/08	Open	200	None	200	3.1167	3.1167	1.000000	2,000,000.00	2,000,000.00	0.00	1.000000	10,296,893.86	10,296,893.86	0.00
LOG5-Logic-Drainage	AR-0032	State Pool		11/10/08	Open	200	None	200	3.1167	3.1167	1.000000	500,000.00	500,000.00	0.00	1.000000	7,974,437.01	7,974,437.01	0.00
LOG8-Logic-Road & Bridge	AR-0035	State Pool		11/10/08	Open	200	None	200	3.1167	3.1167	1.000000	1,000,000.00	1,000,000.00	0.00	1.000000	5,918,597.91	5,918,597.91	0.00
MB12-MBIA ESD 100 AGREEMENT	AR-0041	State Pool		08/31/16	Open	2000	None	2000	3.2287	3.2287	1.000000	3,900,000.00	3,900,000.00	0.00	1.000000	10,586,468.65	10,586,468.65	0.00
MB13-MBIA ASSISTANCE DIST #1	AR-0042	State Pool		08/31/16	Open	2000	None	2000	3.2287	3.2287	1.000000	10,000,000.00	10,000,000.00	0.00	1.000000	11,611,249.37	11,611,249.37	0.00
MB14-MBIA GR PARKWAY OPERATIONS	AR-0043	State Pool		08/31/16	Open	2000	None	2000	3.2287	3.2287	1.000000	8,500,000.00	8,500,000.00	0.00	1.000000	54,471,702.77	54,471,702.77	0.00
LO10-LOGIC-COUNTY'S CARE ACT	AR-0047	State Pool		05/12/20	Open	200	None	200	3.1167	3.1167	1.000000	67,000,000.00	67,000,000.00	0.00	1.000000	6,066,570.92	6,066,570.92	0.00
MB18-MBIA COUNTY'S CARES ACT	AR-0048	State Pool		05/12/20	Open	2000	None	2000	3.2287	3.2287	1.000000	67,000,000.00	67,000,000.00	0.00	1.000000	66,319,304.97	66,319,304.97	0.00
MB19-MBIA FBC ASSIST. DIST. #2	AR-0049	State Pool		05/13/20	Open	2000	None	2000	3.2287	3.2287	1.000000	2,500,000.00	2,500,000.00	0.00	1.000000	8,590,398.23	8,590,398.23	0.00
MB20- MBIA FBC ASSIST. DIST. #4	AR-0050	State Pool		05/13/20	Open	2000	None	2000	3.2287	3.2287	1.000000	1,250,000.00	1,250,000.00	0.00	1.000000	1,771,502.98	1,771,502.98	0.00
MB21-MBIA FBC ASSIST. DIST. #6	AR-0051	State Pool		05/13/20	Open	2000	None	2000	3.2287	3.2287	1.000000	2,000,000.00	2,000,000.00	0.00	1.000000	2,836,374.95	2,836,374.95	0.00
MB23-MBIA JUVENILE	AR-0053	State Pool		05/13/20	Open	2000	None	2000	3.2287	3.2287	1.000000	8,000,000.00	8,000,000.00	0.00	1.000000	1,972,777.57	1,972,777.57	0.00
MB24-MBIA DEBT SERVICE	AR-0054	State Pool		05/13/20	Open	2000	None	2000	3.2287	3.2287	1.000000	21,000,000.00	21,000,000.00	0.00	1.000000	9,119,067.78	9,119,067.78	0.00
MB25-MBIA DRAINAGE DEBT SERVICE	AR-0055	State Pool		05/13/20	Open	2000	None	2000	3.2287	3.2287	1.000000	1,000,000.00	1,000,000.00	0.00	1.000000	3,970,708.98	3,970,708.98	0.00
MB26-FACILITIES BOND 2018	AR-0056	State Pool		05/13/20	Open	2000	None	2000	3.2287	3.2287	1.000000	14,000,000.00	14,000,000.00	0.00	1.000000	3,979,632.10	3,979,632.10	0.00
MB27-MBIA TX HERITAGE PARKWAY	AR-0057	State Pool		05/13/20	Open	2000	None	2000	3.2287	3.2287	1.000000	17,000,000.00	17,000,000.00	0.00	1.000000	1,995,890.24	1,995,890.24	0.00
MB28-MBIA GRAND PARKWAY 2021	AR-0059	State Pool		08/02/21	Open	2000	None	2000	3.2287	3.2287	1.000000	25,000,000.00	25,000,000.00	0.00	1.000000	21,787,759.72	21,787,759.72	0.00
MB29-MBIA SR LIEN TOLL RD 2021	AR-0060	State Pool		08/02/21	Open	2000	None	2000	3.2287	3.2287	1.000000	68,000,000.00	68,000,000.00	0.00	1.000000	47,780,354.40	47,780,354.40	0.00
MB30-MBIA FLOOD PRO DRAINAGE 20	AR-0061	State Pool		08/02/21	Open	2000	None	2000	3.2287	3.2287	1.000000	10,000,000.00	10,000,000.00	0.00	1.000000	16,817,507.04	16,817,507.04	0.00
MB31-MBIA FBC ASSIST DIST #9	AR-0062	State Pool		03/11/22	Open	2000	None	2000	3.2287	3.2287	1.000000	2,000,000.00	2,000,000.00	0.00	1.000000	2,825,849.43	2,825,849.43	0.00
MB32-MBIA FBC ASSIST DIST #11	AR-0063	State Pool		03/11/22	Open	2000	None	2000	3.2287	3.2287	1.000000	3,000,000.00	3,000,000.00	0.00	1.000000	4,846,319.29	4,846,319.29	0.00
MB36-MBIA FEE OFFICER	AR-0065	State Pool		03/14/22	Open	2000	None	2000	3.2287	3.2287	1.000000	3,000,000.00	3,000,000.00	0.00	1.000000	1,804,943.35	1,804,943.35	0.00
MB37-MBIA FBC ASSIST DIST #7	AR-0066	State Pool		03/14/22	Open	2000	None	2000	3.2287	3.2287	1.000000	1,000,000.00	1,000,000.00	0.00	1.000000	1,815,272.71	1,815,272.71	0.00
MB38-MBIA 2020A FBC TAX NOTE	AR-0067	State Pool		03/14/22	Open	2000	None	2000	3.2287	3.2287	1.000000	2,000,000.00	2,000,000.00	0.00	1.000000	1,315,609.73	1,315,609.73	0.00
LO11-Logic-Moblity Proj 2022	AR-0070	State Pool		04/01/22	Open	200	None	200	3.1167	3.1167	1.000000	11,000,000.00	11,000,000.00	0.00	1.000000	0.70	0.70	0.00
LO12-Logic-Cert of Oblig 22	AR-0071	State Pool		04/01/22	Open	200	None	200	3.1167	3.1167	1.000000	11,000,000.00	11,000,000.00	0.00	1.000000	1,365,671.71	1,365,671.71	0.00
State Pool Total									**3.2111**	**3.2111**	**1.000000**	**407,418,627.31**	**407,418,627.31**	**0.00**	**1.000000**	**494,855,306.46**	**494,855,306.46**	**0.00**
Investment Total									**2.8748**	**2.8748**	**1.000000**	**617,613,115.83**	**617,613,115.83**	**0.00**	**1.000000**	**558,255,220.39**	**558,255,220.39**	**0.00**

Open Investments
Ft. Bend County
Effective Interest - Actual Life
Receipts in Period
10/31/22

Showing Ending Par Val/Shares: $558,255,220.39

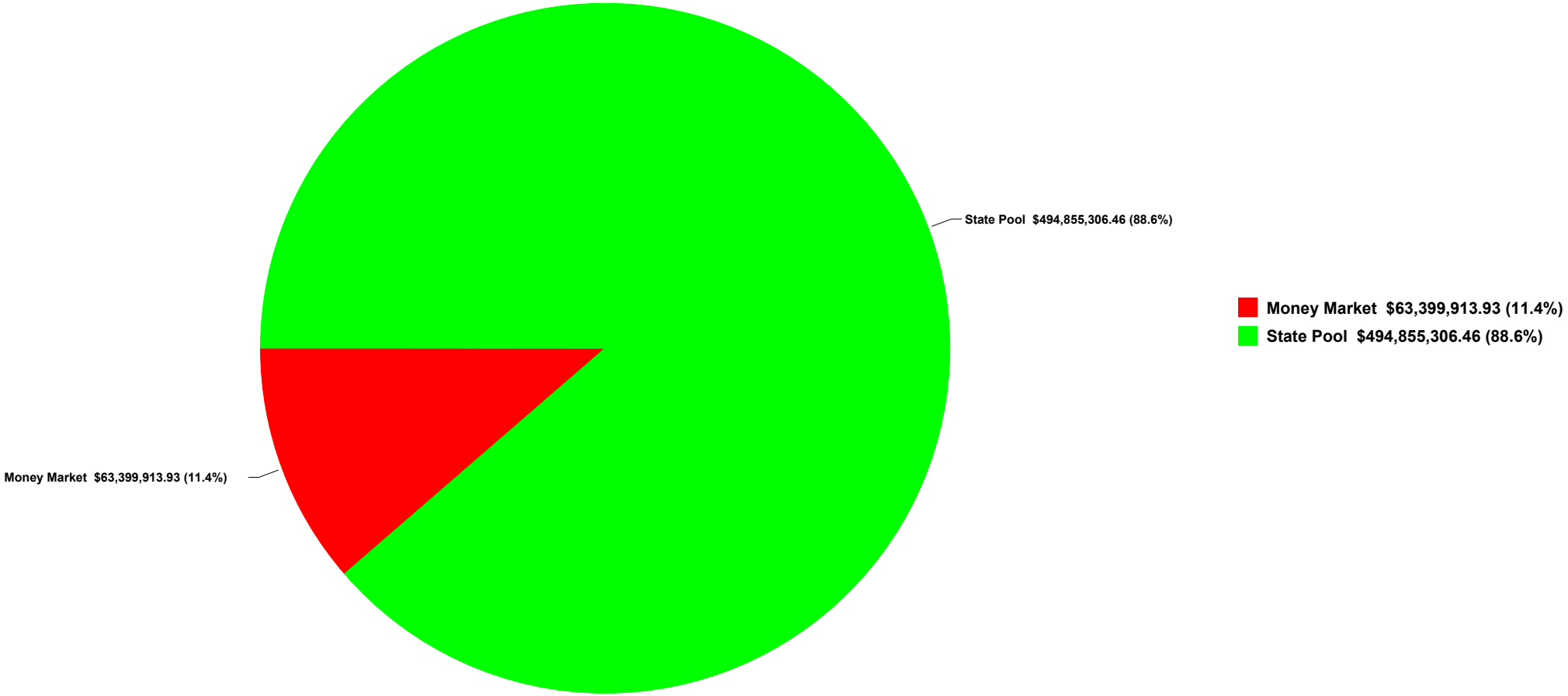

FBC INVESTMENT TRAILING 12 MONTHS

Open Investments		FARMERS MAC DN	FFCB	FHLB	FHLMC	FNMA	FNMA DISCOUNT NOTE	State Pool	Prosperity Money Market	Prosperity - Invst. Acct.
$ 590,225,881	10/31/2021	$ -	$ -	$ -	$ -	$ -	$ -	$ 463,627,607	$ 126,598,274	$ -
$ 549,809,193	11/30/2021	$ -	$ -	$ -	$ -	$ -	$ -	$ 439,646,883	$ 126,598,274	$ -
$ 561,165,551	12/31/2021	$ -	$ -	$ -	$ -	$ -	$ -	$ 439,672,912	$ 121,492,639	$ -
$ 738,368,878	1/31/2022	$ -	$ -	$ -	$ -	$ -	$ -	$ 591,714,806	$ 146,654,072	$ -
$ 748,933,656	2/28/2022	$ -	$ -	$ -	$ -	$ -	$ -	$ 617,274,169	$ 131,659,487	$ -
$ 777,559,316	3/31/2022	$ -	$ -	$ -	$ -	$ -	$ -	$ 653,121,342	$ 124,437,974	$ -
$ 743,346,280	4/30/2022	$ -	$ -	$ -	$ -	$ -	$ -	$ 672,068,903	$ 71,277,377	$ -
$ 709,532,923	5/31/2022	$ -	$ -	$ -	$ -	$ -	$ -	$ 641,573,367	$ 67,959,556	$ -
$ 756,138,796	6/30/2022	$ -	$ -	$ -	$ -	$ -	$ -	$ 395,117,356	$ 361,021,440	$ -
$ 717,814,138	7/31/2022	$ -	$ -	$ -	$ -	$ -	$ -	$ 383,523,758	$ 334,290,380	$ -
$ 636,698,125	8/31/2022	$ -	$ -	$ -	$ -	$ -	$ -	$ 410,882,058	$ 225,816,067	$ -
$ 595,217,154	9/30/2022	$ -	$ -	$ -	$ -	$ -	$ -	$ 393,060,351	$ 202,156,803	$ -
$ 558,255,220	10/31/2022	$ -	$ -	$ -	$ -	$ -	$ -	$ 494,855,306	$ 63,399,914	$ -

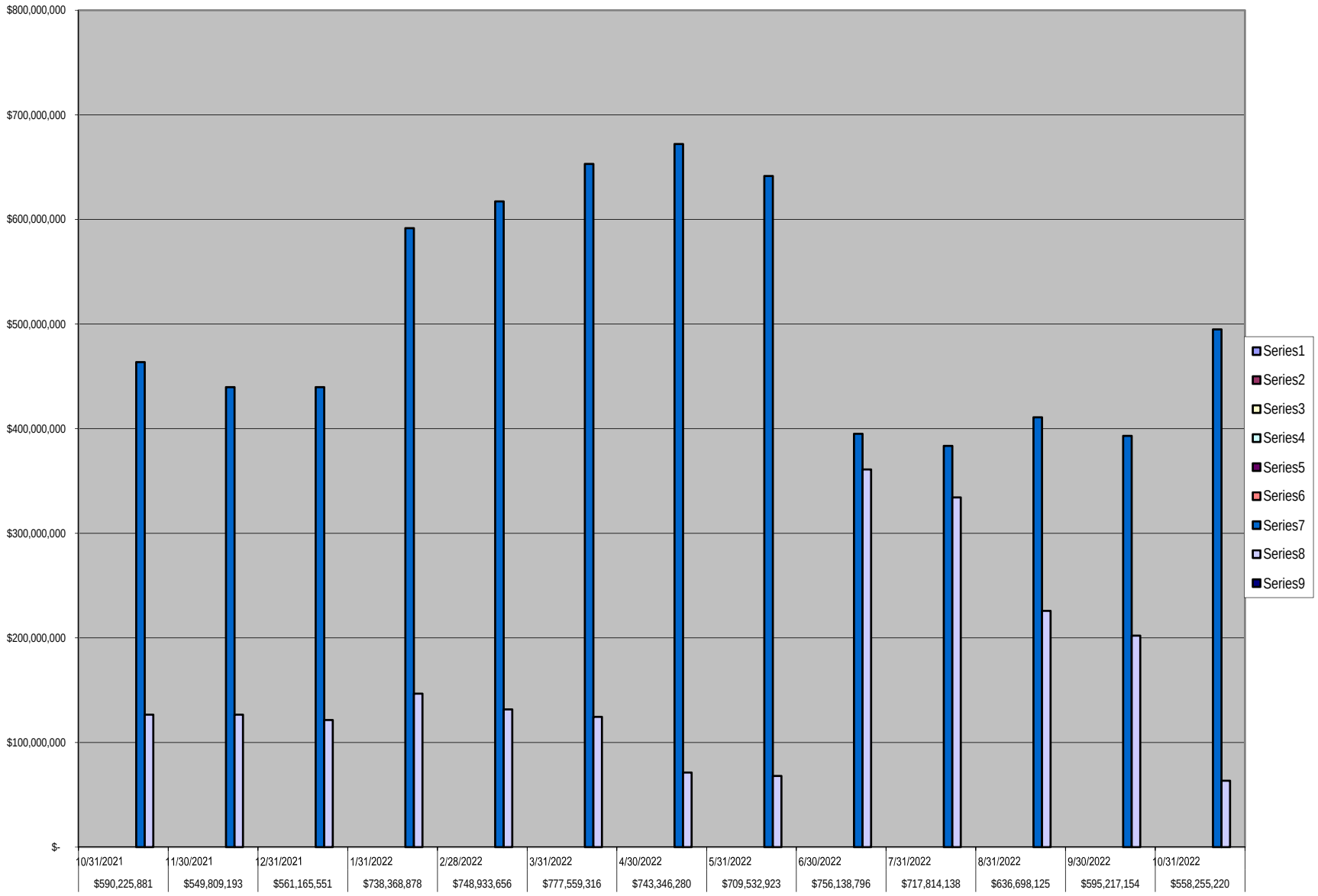
$800,000,000
$700,000,000
$600,000,000
$500,000,000
$400,000,000
$300,000,000
$200,000,000
$100,000,000
$-
10/31/2021
$590,225,881
11/30/2021
$549,809,193
12/31/2021
$561,165,551
1/31/2022
$738,368,878
2/28/2022
$748,933,656
3/31/2022
$777,559,316
4/30/2022
$743,346,280
5/31/2022
$709,532,923
6/30/2022
$756,138,796
7/31/2022
$717,814,138
8/31/2022
$636,698,125
9/30/2022
$595,217,154
10/31/2022
$558,255,220
Series1
Series2
Series3
Series4
Series5
Series6
Series7
Series8
Series9

CADENCE
BANK

November 15, 2022,

To whom it may concern,

In accordance with Cadence Bank's Depository Bid, the interest rate for the month of October 2022 is a fixed rate of 0.25 for all Fort Bend County interest-bearing accounts.

Sincerely,

Ana Medrano

Treasury Management Client Services
Cadence Bank N.A.

Texas CLASS®

Texas CLASS

Texas CLASS AVERAGE MONTHLY YIELD: 3.2287%

Date	Dividend Rate	Daily Yield
10/01/2022	0.000000000	3.1427%
10/02/2022	0.000000000	3.1427%
10/03/2022	0.000085364	3.1164%
10/04/2022	0.000085846	3.1334%
10/05/2022	0.000086574	3.1600%
10/06/2022	0.000087311	3.1868%
10/07/2022	0.000350608	3.1992%
10/08/2022	0.000000000	3.1993%
10/09/2022	0.000000000	3.1993%
10/10/2022	0.000000000	3.1993%
10/11/2022	0.000087829	3.2057%
10/12/2022	0.000087872	3.2073%
10/13/2022	0.000087562	3.1960%
10/14/2022	0.000263988	3.2119%
10/15/2022	0.000000000	3.2118%
10/16/2022	0.000000000	3.2118%
10/17/2022	0.000088258	3.2216%
10/18/2022	0.000088232	3.2205%
10/19/2022	0.000088440	3.2281%
10/20/2022	0.000088839	3.2426%
10/21/2022	0.000267576	3.2548%
10/22/2022	0.000000000	3.2555%
10/23/2022	0.000000000	3.2555%
10/24/2022	0.000089717	3.2747%
10/25/2022	0.000089783	3.2769%
10/26/2022	0.000090149	3.2897%
10/27/2022	0.000090824	3.3151%
10/28/2022	0.000273639	3.3293%
10/29/2022	0.000000000	3.3293%
10/30/2022	0.000000000	3.3293%
10/31/2022	0.000091599	3.3434%

Performance results are shown net of all fees and expenses and reflect the reinvestment of dividends and other earnings. Many factors affect performance including changes in market conditions and interest rates and in response to other economic, political, or financial developments. Investment involves risk including the possible loss of principal. No assurance can be given that the performance objectives of a given strategy will be achieved. **Past performance is no guarantee of future results. Any financial and/or investment decision may incur losses.**

October 31, 2022

TexasDAILY

Current Yield[1]: 3.12%

Historical Rates Monthly Distribution Yields[2]

	2012	2013	2014	2015	2016	2017	2018	2019	2020	2021	2022
January	0.08%	0.12%	0.04%	0.07%	0.35%	0.58%	1.34%	2.40%	1.61%	0.07%	0.02%
February	0.10%	0.10%	0.04%	0.08%	0.39%	0.59%	1.40%	2.40%	1.58%	0.05%	0.02%
March	0.10%	0.10%	0.04%	0.09%	0.41%	0.66%	1.50%	2.41%	1.20%	0.05%	0.14%
April	0.10%	0.08%	0.04%	0.09%	0.42%	0.75%	1.65%	2.42%	0.83%	0.05%	0.30%
May	0.12%	0.08%	0.04%	0.09%	0.43%	0.76%	1.75%	2.41%	0.41%	0.04%	0.68%
June	0.13%	0.05%	0.04%	0.09%	0.44%	0.85%	1.85%	2.41%	0.24%	0.03%	1.00%
July	0.13%	0.05%	0.05%	0.10%	0.45%	0.96%	1.96%	2.38%	0.22%	0.02%	1.49%
August	0.13%	0.05%	0.06%	0.11%	0.47%	1.00%	1.99%	2.21%	0.16%	0.02%	2.11%
September	0.13%	0.05%	0.06%	0.13%	0.50%	1.03%	2.03%	2.15%	0.14%	0.02%	2.43%
October	0.13%	0.04%	0.06%	0.15%	0.47%	1.05%	2.15%	1.97%	0.12%	0.02%	3.04%
November	0.13%	0.04%	0.06%	0.15%	0.45%	1.09%	2.21%	1.74%	0.10%	0.02%	
December	0.13%	0.04%	0.07%	0.23%	0.50%	1.21%	2.32%	1.66%	0.09%	0.02%	

Call toll-free
1-866-839-8376

Past performance is not indicative of future results and yields may vary.

(1) The current yield, which is also known as the current annualized yield or current seven-day yield, represents the net change, exclusive of capital changes and income other than investment income, in the value of a hypothetical account with a balance of one share (normally $1.00 per share) over a seven-day base period expressed as a percentage of the value of one share at the beginning of the seven-day period. This resulting net change in account value is then annualized by multiplying it by 365 and dividing the result by 7. The yields shown may reflect fee waivers by service providers that subsidize and reduce the total operating expenses of the TexasDAILY portfolio. Portfolio yields would be lower if there were no such waivers.

(2) The monthly distribution yield represents the sum of a month's one-day allocation factors divided by the number of days in that month, and multiplied by 365. The yields shown may reflect fee waivers by service providers that subsidize and reduce the total operating expenses of the TexasDAILY portfolio. Portfolio yields would be lower if there were no such waivers.

This information is for institutional investors, not for further distribution to retail investors, and does not represent an offer to sell or a solicitation of an offer to buy or sell any fund or other security. Investors should consider the Texas Range Investment Program's (the "Program's") investment objectives, risks, charges and expenses before investing. This and other information about the Program is available in the Program's Information Statement, which should be read carefully before investing. A copy of the Program's Information Statement may be obtained by calling 1-866-839-8376 or is available on the Program's website at www.texas-range.com. While TexasDAILY and TexasDAILY Select seek to maintain a stable net asset value of $1.00 per share and TexasTERM seeks to achieve a net asset value of $1.00 per share at its stated maturity, it is possible to lose money investing in the Program. An investment in the Program is not insured or guaranteed by the Federal Deposit Insurance Corporation or any other governmental agency. Shares of the Program are distributed by ***PFM Fund Distributors, Inc.****, member Financial Industry Regulatory Authority (FINRA) (www.finra.org) and Securities Investor Protection Corporation (SIPC) (www.sipc.org). PFM Fund Distributors, Inc. is an affiliate of PFM Asset Management LLC.*

LOGIC VERSUS 90-DAY TREASURY BILL

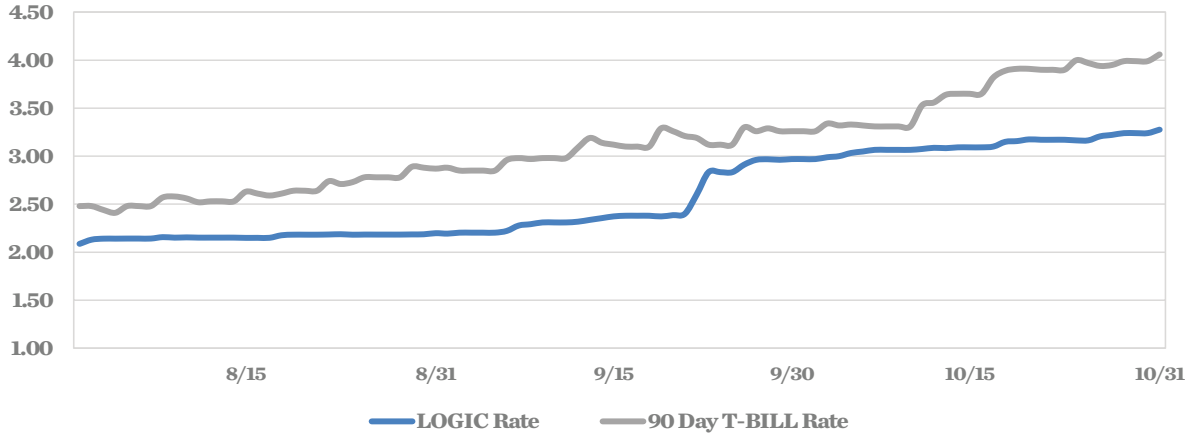

This material is for information purposes only. This information does not represent an offer to buy or sell a security. The above rate information is obtained from sources that are believed to be reliable; however, its accuracy or completeness may be subject to change. The LOGIC management fee may be waived in full or in part at the discretion of the LOGIC co-administrators and the LOGIC rate for the period shown reflects waiver of fees. This table represents historical investment performance/return to the customer, net of fees, and is not an indication of future performance. An investment in the security is not insured or guaranteed by the Federal Deposit Insurance Corporation or any other government agency. Although the issuer seeks to preserve the value of an investment of $1.00 per share, it is possible to lose money by investing in the security. Information about these and other program details are in the fund's Information Statement which should be read carefully before investing. The yield on the 90-Day Treasury Bill ("T-Bill Yield") is shown for comparative purposes only. When comparing the investment returns of the LOGIC pool to the T-Bill Yield, you should know that the LOGIC pool consists of allocations of specific diversified securities as detailed in the respective Information Statements. The T-Bill Yield is taken from Bloomberg Finance L.P. and represents the daily closing yield on the then current 90-Day T-Bill. The LOGIC yield is calculated in accordance with regulations governing the registration of open-end management investment companies under the Investment Company Act of 1940 as promulgated from time to time by the federal Securities and Exchange Commission.

DAILY SUMMARY FOR OCTOBER 2022

DATE	MNY MKT FUND EQUIV. [SEC Std.]	DAILY ALLOCATION FACTOR	INVESTED BALANCE	MARKET VALUE PER SHARE	WAM DAYS (1)	WAL DAYS (2)
10/1/2022	2.9690%	0.000081342	$7,796,189,315.81	0.999709	14	65
10/2/2022	2.9690%	0.000081342	$7,796,189,315.81	0.999709	14	65
10/3/2022	2.9884%	0.000081873	$7,724,871,012.89	0.999802	15	65
10/4/2022	2.9994%	0.000082176	$7,770,837,698.80	0.999802	14	67
10/5/2022	3.0324%	0.000083079	$7,767,675,367.01	0.999811	14	71
10/6/2022	3.0479%	0.000083504	$7,761,344,465.36	0.999766	13	71
10/7/2022	3.0651%	0.000083976	$7,722,234,806.52	0.999591	12	69
10/8/2022	3.0651%	0.000083976	$7,722,234,806.52	0.999591	12	69
10/9/2022	3.0651%	0.000083976	$7,722,234,806.52	0.999591	12	69
10/10/2022	3.0651%	0.000083976	$7,722,234,806.52	0.999591	12	69
10/11/2022	3.0742%	0.000084225	$7,734,915,615.12	0.999717	12	68
10/12/2022	3.0864%	0.000084558	$7,734,460,527.18	0.999674	12	69
10/13/2022	3.0828%	0.000084459	$7,728,032,040.60	0.999656	12	68
10/14/2022	3.0912%	0.000084691	$7,729,214,216.03	0.999565	12	69
10/15/2022	3.0912%	0.000084691	$7,729,214,216.03	0.999565	12	69
10/16/2022	3.0912%	0.000084691	$7,729,214,216.03	0.999565	12	69
10/17/2022	3.0993%	0.000084912	$7,710,037,776.01	0.999660	12	70
10/18/2022	3.1486%	0.000086262	$7,697,806,328.70	0.999626	13	73
10/19/2022	3.1564%	0.000086477	$7,698,024,492.99	0.999558	13	76
10/20/2022	3.1740%	0.000086960	$7,662,850,942.16	0.999533	13	76
10/21/2022	3.1701%	0.000086852	$7,678,929,043.66	0.999445	12	74
10/22/2022	3.1701%	0.000086852	$7,678,929,043.66	0.999445	12	74
10/23/2022	3.1701%	0.000086852	$7,678,929,043.66	0.999445	12	74
10/24/2022	3.1635%	0.000086670	$7,813,651,583.34	0.999567	11	73
10/25/2022	3.1638%	0.000086679	$7,971,768,953.22	0.999559	12	74
10/26/2022	3.2060%	0.000087835	$7,960,280,884.92	0.999563	12	77
10/27/2022	3.2209%	0.000088244	$8,265,903,873.25	0.999584	11	74
10/28/2022	3.2391%	0.000088743	$8,223,327,357.68	0.999486	11	73
10/29/2022	3.2391%	0.000088743	$8,223,327,357.68	0.999486	11	73
10/30/2022	3.2391%	0.000088743	$8,223,327,357.68	0.999486	11	73
10/31/2022	3.2752%	0.000089731	$8,083,887,078.79	0.999568	12	75
Average	**3.1167%**	**0.000085390**	**$7,821,357,366.13**		**12**	**71**

Cadence Bank
Money Market Accounts
October 31, 2022

FUND	DESCRIPTION	BEGINNING BALANCE	DEPOSITS	WITH-DRAWALS	INTEREST	ENDING BALANCE
100	General Operating	27,750,948.67	73,049,633.94	76,919,179.89	43,779.85	23,925,182.57
150	Juvenile Operations	22,094.63	3,037,017.29	3,032,515.68	41.79	26,638.03
155	Road & Bridge	33,095.06	4,256,408.33	4,189,651.95	81.65	99,933.09
160	Drainage District	13,140.18	1,840,665.86	1,841,424.59	32.13	12,413.58
165	Lateral Road	1,325,623.93	66,904.35		290.65	1,392,818.93
170	Statue Restoration	4,625.28	-	-	0.99	4,626.27
175	City Water Assistance	3,527.53	422.00	528.00	0.71	3,422.24
185	Entex Contributions	4.71	-	-	-	4.71
190	H L & P Assistance	21,025.77	-	2,169.98	4.27	18,860.06
195	County Law Library	1,250,446.01	41,539.97	36,695.17	265.71	1,255,556.52
200	Law Enforcement Academy	607,159.74	705.00	4,177.39	128.38	603,815.73
205	Surface Water Supply Corp.	8,359.38	-	-	1.77	8,361.15
206	Industrial Development Corp	4,437.02	-	3,000.00	0.67	1,437.69
207	FBC Historical Commission	7,112.26	-	-	1.51	7,113.77
215	Library Donations	99,030.75	155.39	300.00	21.00	98,907.14
225	FBC Asset Forfei.Task-State	1,745,902.59	10,693.55	984,852.81	336.57	772,079.90
235	Probate Court Training	166,624.77	1,145.02	-	35.50	167,805.29
245	Alert Program-Juvenile	55,878.83	-	-	11.87	55,890.70
255	D A Asset Forfeiture-Fed.	55.57	-	-	0.01	55.58
265	Gus George Memorial	4,701.65		-	1.00	4,702.65
275	D A Special Fund Run	10,137.40	-	-	2.15	10,139.55
280	Co.Atty.Supplemental Salary	195,976.52	70,000.00	6,764.05	53.80	259,266.27
290	VIT Interest (Tax Coll)	70,922.62	5,985.93	-	15.91	76,924.46
300	FBC Elections	385,805.74	-	23,985.58	78.61	361,898.77
310	Sheriff Ofc/Forfei.Assets-St.	539,845.03	162,530.00	6,531.36	115.38	695,959.05
315	Sheriff Ofc/Forfei.Assets-Fed.	33,084.86	-	-	7.03	33,091.89
320	Constable Pct. 2 F/A	24.10	-	-	-	24.10
322	Constable Pct 3 F/A	8,269.92	-	-	1.76	8,271.68
324	Constable Pct 1 F/A	0.76	-	-	-	0.76
332	Fire Marshal St. Ass't. Forfeiture	705.03	-	-	0.15	705.18
335	DA Asset Forfeit.-State	803,107.67	-	42,726.74	164.49	760,545.42
360	Law Enforcement Training	134,464.76	-	8,539.94	27.99	125,952.81
390	Child Protective Service IV-E	19,732.98	13,687.20	1,989.78	6.35	- 31,436.75
402	Hope 3 Program Sales	61.09	-	-	0.01	61.10

Cadence Bank
Money Market Accounts
October 31, 2022

410	Child Support IVD Reimb.	172,339.83	-	-	36.59	172,376.42
415	Local Law Enf.Block Grant	21,632.15	-	14,250.80	2.64	7,383.99
440	Supervision	4,835,092.77	250,227.30	350,749.71	1,000.19	4,735,570.55
470	FBC Assist District #16	88,041.26	1,722.49	-	18.91	89,782.66
471	FBC Assist District #17	3,031.84	106.19	-	0.66	3,138.69
472	FBC Assist District #18	46,731.92	4,662.09	-	10.50	51,404.51
473	FBC Assist District #19	84,977.69	19,211.61	-	20.41	104,209.71
474	FBC Assist District #20	284,900.64	9,495.00	-	61.66	294,457.30
475	FBC Assist District #21	6,267.57	344.97	-	1.37	6,613.91
476	FBC Assist District #22	894,435.86	50,798.49	-	196.18	945,430.53
600/605	Debt Service Account	328,318.17	2,014,583.78	2,089,495.60	51.46	253,457.81
610	Drainage Debt Service	17,714.93	1,444.60	-	3.99	19,163.52
750	Mission Bend/Four Corners	372,199.63	-	77.23	79.02	372,201.42
756	2018 Facilities Bond Projects	737.00	14,000.00	13,627.13	0.27	1,110.14
764	2020 Drainage Flood Projects	295,608.50	111,000.00	404,703.27	26.31	1,931.54
766	2020 Mobility - Tx Heritage Pkwy	67,917.57	440,015.00	440,796.28	17.33	67,153.62
768	2020A Tax Notes	198,813.58	-		42.22	198,855.80
771	2021 Tax Note Account	141,050.94	-	-	29.95	141,080.89
772	Certificate of Obligation 2022	40,974.16	2,700,000.00	2,734,865.84	6.17	6,114.49
774	2022 Mobility Projects	1,016,470.11	4,887.65	617,443.24	107.14	404,021.66
803	2021 FBCTRA Bond Projects	7,420,015.17	3,100,000.00	10,493,968.78	910.98	26,957.37
807	2021 Grand Pkwy Toll Rd Projects	7,770.87	2,500,000.00	2,421,955.23	4.32	85,819.96
810	Toll Road Operations	48,579,916.60	4,310,951.15	48,386,558.04	37,227.03	4,541,536.74
815	Grand Pkwy Toll Road Ops	29,111,302.46	2,202,045.74	28,942,751.99	25,287.48	2,395,883.69
860	EPI Center Enterprises	-	412,306.32	309,249.99		103,056.33
990	County's Cares Act	60,968,714.03	4,210,795.73	60,340,569.43	45,991.53	4,884,931.86
TREA	Treasurer's Account	818,758.86	14,313,046.20	13,824,702.15	65.30	1,307,168.21
INVE	FBC Investment Account	-	133,900,050.00	133,900,025.00	-	25.00
850M	Boon-Chapman Medical	2,276,582.04	4,506,937.96	4,106,768.90	428.47	2,677,179.57
850D	Boon-Chapman Dental	885,600.20	500,000.00	183,252.12	180.96	1,202,529.04
882	Boon-Chapman 125	397,031.70	74,424.57	29,485.70	90.28	442,060.85
884	Fee Officer's Account	944,816.06	2,456,233.23	2,248,326.14	-	1,152,723.15
912	JP Credit Card Processing	15,437.78	302,479.45	242,855.33	13.01	75,074.91
908	EMS Credit Card Processing	32,865.54	42,263.19	38,874.01	8.35	36,263.07
DACC	D A Credit Card Processing	1,375.19	17,324.00	10,079.05	1.03	8,621.17

Cadence Bank
Money Market Accounts
October 31, 2022

PTCC	Public Transportation Credit Cards	2,111.24	15,669.75	13,475.21	0.88	4,306.66
CSCC	CSCD Credit Card	235,004.46	284,340.97	255,273.94	56.51	264,128.00
LBCC	Library Credit Card	733.06	5,417.57	5,030.00	0.18	1,120.81
JUCC	Juvenile Credit Card	250.05	1,932.73	1,323.15	0.14	859.77
SOCC	Sheriff Credit Card	22,514.41	27,268.00	26,067.41	3.30	23,718.30
TRCC	Toll Road Permit Credit Card	600.08	1,744.16	919.24	0.16	1,425.16
130	Assistant Dist Number 1	434,949.17	533,538.07	724,359.34	112.78	244,240.68
131	Assistant Dist Number 2	743,338.51	215,631.55	500,000.00	146.75	459,116.81
133	Assistant Dist Number 4	452,079.97	97,770.65	-	108.04	549,958.66
134	Assistant Dist Number 5	569,160.87	14,829.72	-	122.68	584,113.27
135	Assistant Dist Number 6	373,349.05	114,356.47	1,489.93	93.32	486,308.91
136	Assistant Dist Number 7	482,109.17	147,772.89	300,000.00	97.99	329,980.05
137	Assistant Dist Number 8	118,846.70	7,011.96	950.00	25.93	124,934.59
138	Assistant Dist Number 9	691,917.91	80,138.53	300,000.00	134.20	472,190.64
139	Assistant Dist Number 10	980,149.21	69,230.97	1,770.03	216.34	1,047,826.49
140	Assistant Dist Number 11	743,890.34	132,746.48	300,000.00	151.72	576,788.54
141	Assistant District Number 12	77,948.92	23,942.38	-	17.70	101,909.00
145	Emergency Svc Dist 100	429,404.02	902,349.23	1,011,490.01	88.43	320,351.67
CCCA	Non Fee Officer CC Clearing Acct	20,618.32	112,768.34	53,573.21	15.47	79,828.92
JPMT	Juror Payments	35,383.72	16,700.00	15,035.72	8.02	37,056.02
EPEC	Engineering Permitting E-Check	4,725.55	26,177.00	22,692.55	2.39	8,212.39
JP41	JP 4 E-Filing	3,350.68	21,797.75	21,949.43	0.97	3,199.97
JP12	JP 1-2 E-Filing	2,178.29	9,203.25	8,596.54	0.36	2,785.36
JP21	JP 2-1 E-Filing	5,595.28	24,350.25	24,630.03	0.97	5,316.47
JP11	JP 1-1 E-Filing	264.14	8,051.00	7,014.14	0.26	1,301.26
JP31	JP 3 E-Filing	3,194.87	19,642.50	18,603.87	0.74	4,234.24
	EMS Patient Acct Svcs ACH	0.74	534,269.53	534,270.27	0.09	0.09
	Change Fund Clearing Acct	(510.00)	1,070.00	560.00	-	-
DCJS	DC Jury Summons Postage	20,004.11		4.11	4.25	20,004.25
	Elections CC Account	265.06	488.00	0.06	0.09	753.09
	Fire Marshal CC Account	-	16,421.50	11,671.50	0.39	4,750.39
	Total	202,156,803.33	264,495,481.74	403,411,213.56	158,842.42	63,399,913.93

Investment Report
Ft. Bend County
11/01/22 - 11/30/22

This report summarizes the investment position of Ft. Bend County for the period 11/01/22 to 11/30/22.

	10/31/22	11/30/22
Book Value	558,255,220.39	533,241,039.20
Market Value	558,255,220.39	533,241,039.20
Par Value	558,255,220.39	533,241,039.20
Change in Market Value		0.00
Weighted Average Maturity (in Days)	0	0
Weighted Average Yield-to-Maturity of Portfolio	2.8748%	3.5439%
Yield-to-Maturity of 90 Day T-Bill	3.9900%	4.1350%
Accrued Interest		0.00

This report is presented in accordance with the Texas Government Code Title 10 Section 2256.023. The below signed hereby certify that, to the best of their knowledge on the date this report was created, Ft. Bend County is in compliance with the provisions of Government Code 2256 and with the stated policies and strategies of Ft. Bend County.

Pamela Gubbels — 1/26/2023

Director of Finance & Investments — Date

30-JAN-2023

County Treasurer — Date

Investment Report
Ft. Bend County
11/01/22 - 11/30/22

Portfolio Composition - 10/31/22

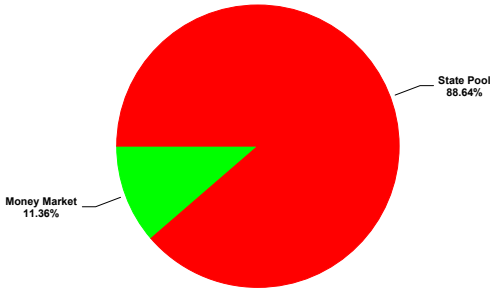

Portfolio Composition - 11/30/22

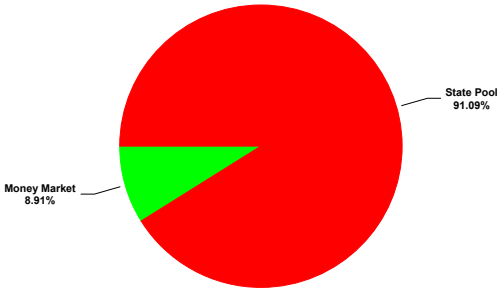

Maturity Aging - 10/31/22 vs 11/30/22



Portfolio Performance - 11/01/22 to 11/30/22

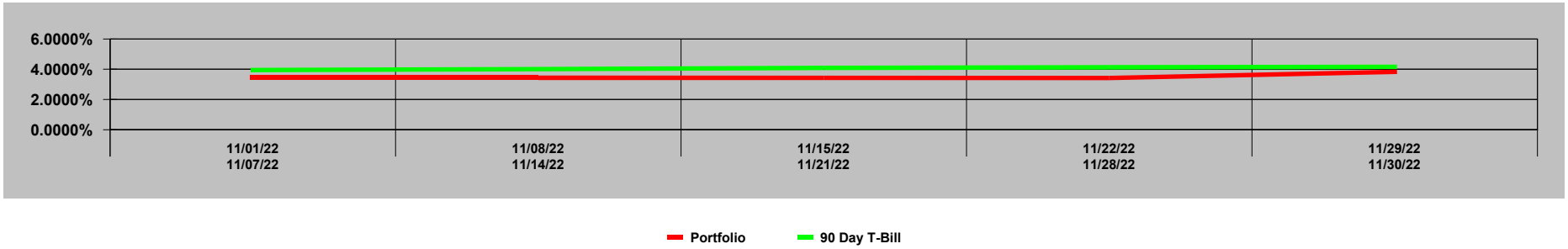

3

GASB 31 Compliance
Ft. Bend County
Effective Interest - Actual Life
Receipts in Period
11/01/22 - 11/30/22

CUSIP	Invest Number	Security Description	Purchase Date	Sale Date	Valuation Method	Yield Earned	Price Source 11/01/22	Beginning Unit Price	Par Value On 11/01/22	Reported Value 11/01/22	Purchase Cost	Sales Proceeds	Ending Unit Price	Par Value On 11/30/22	Price Source 11/30/22	Reported Value 11/30/22	Change in Fair Value	Interest	Net Investment Income
MB02-MBIA General	AR-0015	State Pool	11/01/08	Open	Fair Value	3.8298	Manual	1.000000	54,769,561.74	54,769,561.74	0.00	34,858,829.60	1.000000	19,910,732.14	Manual	19,910,732.14	0.00	136,227.05	136,227.05
MB03-MBIA Road & Bridge	AR-0016	State Pool	11/01/08	Open	Fair Value	3.8599	Manual	1.000000	241,375.61	241,375.61	0.00	-765.85	1.000000	242,141.46	Manual	242,141.46	0.00	765.85	765.85
MB04-MBIA Drainage	AR-0017	State Pool	11/01/08	Open	Fair Value	3.8517	Manual	1.000000	8,155,132.53	8,155,132.53	0.00	976,184.91	1.000000	7,178,947.62	Manual	7,178,947.62	0.00	23,815.09	23,815.09
MB06-MBIA Toll Rd. Operations	AR-0019	State Pool	11/01/08	Open	Fair Value	3.8640	Manual	1.000000	77,490,297.94	77,490,297.94	0.00	-8,257,135.91	1.000000	85,747,433.85	Manual	85,747,433.85	0.00	257,135.91	257,135.91
TT00-TX TERM General	AR-0022	State Pool	11/01/08	Open	Fair Value	3.6539	Manual	1.000000	1,082.06	1,082.06	0.00	-3.25	1.000000	1,085.31	Manual	1,085.31	0.00	3.25	3.25
TT02-TX TERM Toll Rd. Operation	AR-0024	State Pool	11/01/08	Open	Fair Value	3.6469	Manual	1.000000	1,080.81	1,080.81	0.00	-3.24	1.000000	1,084.05	Manual	1,084.05	0.00	3.24	3.24
TT04-TX TERM Road & Bridge	AR-0026	State Pool	11/01/08	Open	Fair Value	3.6535	Manual	1.000000	1,078.85	1,078.85	0.00	-3.24	1.000000	1,082.09	Manual	1,082.09	0.00	3.24	3.24
TT05-TX TERM Drainage	AR-0027	State Pool	11/01/08	Open	Fair Value	3.6371	Manual	1.000000	357.90	357.90	0.00	-1.07	1.000000	358.97	Manual	358.97	0.00	1.07	1.07
LOG1-Logic- General	AR-0028	State Pool	11/10/08	Open	Fair Value	3.9287	Manual	1.000000	46,354,472.65	46,354,472.65	0.00	-149,696.70	1.000000	46,504,169.35	Manual	46,504,169.35	0.00	149,696.70	149,696.70
LOG2-Logic-Toll Rd.Operations	AR-0029	State Pool	11/10/08	Open	Fair Value	3.9281	Manual	1.000000	10,296,893.86	10,296,893.86	0.00	66,913.20	1.000000	10,229,980.66	Manual	10,229,980.66	0.00	33,086.80	33,086.80
LOG5-Logic-Drainage	AR-0032	State Pool	11/10/08	Open	Fair Value	3.9273	Manual	1.000000	7,974,437.01	7,974,437.01	0.00	474,525.11	1.000000	7,499,911.90	Manual	7,499,911.90	0.00	25,474.89	25,474.89
LOG8-Logic-Road & Bridge	AR-0035	State Pool	11/10/08	Open	Fair Value	3.9088	Manual	1.000000	5,918,597.91	5,918,597.91	0.00	2,234,405.24	1.000000	3,684,192.67	Manual	3,684,192.67	0.00	15,594.76	15,594.76
MB12-MBIA ESD 100 AGREEMENT	AR-0041	State Pool	08/31/16	Open	Fair Value	3.8599	Manual	1.000000	10,586,468.65	10,586,468.65	0.00	-33,589.32	1.000000	10,620,057.97	Manual	10,620,057.97	0.00	33,589.32	33,589.32
MB13-MBIA ASSISTANCE DIST #1	AR-0042	State Pool	08/31/16	Open	Fair Value	3.8599	Manual	1.000000	11,611,249.37	11,611,249.37	0.00	-36,840.81	1.000000	11,648,090.18	Manual	11,648,090.18	0.00	36,840.81	36,840.81
MB14-MBIA GR PARKWAY OPERATIONS	AR-0043	State Pool	08/31/16	Open	Fair Value	3.8626	Manual	1.000000	54,471,702.77	54,471,702.77	0.00	-5,177,715.75	1.000000	59,649,418.52	Manual	59,649,418.52	0.00	177,715.75	177,715.75
LO10-LOGIC-COUNTY'S CARE ACT	AR-0047	State Pool	05/12/20	Open	Fair Value	3.9282	Manual	1.000000	6,066,570.92	6,066,570.92	0.00	480,464.63	1.000000	5,586,106.29	Manual	5,586,106.29	0.00	19,535.37	19,535.37
MB18-MBIA COUNTY'S CARES ACT	AR-0048	State Pool	05/12/20	Open	Fair Value	3.8619	Manual	1.000000	66,319,304.97	66,319,304.97	0.00	-1,615,758.13	1.000000	67,935,063.10	Manual	67,935,063.10	0.00	215,758.13	215,758.13
MB19-MBIA FBC ASSIST. DIST. #2	AR-0049	State Pool	05/13/20	Open	Fair Value	3.8599	Manual	1.000000	8,590,398.23	8,590,398.23	0.00	-27,256.09	1.000000	8,617,654.32	Manual	8,617,654.32	0.00	27,256.09	27,256.09
MB20- MBIA FBC ASSIST. DIST. #4	AR-0050	State Pool	05/13/20	Open	Fair Value	3.8599	Manual	1.000000	1,771,502.98	1,771,502.98	0.00	-5,620.72	1.000000	1,777,123.70	Manual	1,777,123.70	0.00	5,620.72	5,620.72
MB21-MBIA FBC ASSIST. DIST. #6	AR-0051	State Pool	05/13/20	Open	Fair Value	3.8599	Manual	1.000000	2,836,374.95	2,836,374.95	0.00	-8,999.44	1.000000	2,845,374.39	Manual	2,845,374.39	0.00	8,999.44	8,999.44
MB23-MBIA JUVENILE	AR-0053	State Pool	05/13/20	Open	Fair Value	3.9212	Manual	1.000000	1,972,777.57	1,972,777.57	0.00	-15,509,098.56	1.000000	17,481,876.13	Manual	17,481,876.13	0.00	9,098.56	9,098.56
MB24-MBIA DEBT SERVICE	AR-0054	State Pool	05/13/20	Open	Fair Value	3.8599	Manual	1.000000	9,119,067.78	9,119,067.78	0.00	-28,933.45	1.000000	9,148,001.23	Manual	9,148,001.23	0.00	28,933.45	28,933.45
MB25-MBIA DRAINAGE DEBT SERVICE	AR-0055	State Pool	05/13/20	Open	Fair Value	3.8599	Manual	1.000000	3,970,708.98	3,970,708.98	0.00	-12,598.44	1.000000	3,983,307.42	Manual	3,983,307.42	0.00	12,598.44	12,598.44
MB26-FACILITIES BOND 2018	AR-0056	State Pool	05/13/20	Open	Fair Value	3.8543	Manual	1.000000	3,979,632.10	3,979,632.10	0.00	298,177.20	1.000000	3,681,454.90	Manual	3,681,454.90	0.00	11,822.80	11,822.80
MB27-MBIA TX HERITAGE PARKWAY	AR-0057	State Pool	05/13/20	Open	Fair Value	3.8599	Manual	1.000000	1,995,890.24	1,995,890.24	0.00	-6,332.66	1.000000	2,002,222.90	Manual	2,002,222.90	0.00	6,332.66	6,332.66
Cadence-Money Market Accts	AR-0058	Money Market	01/31/21	Open	Fair Value	0.2691	Manual	1.000000	63,399,913.93	63,399,913.93	0.00	15,909,871.40	1.000000	47,490,042.53	Manual	47,490,042.53	0.00	13,904.40	13,904.40
MB28-MBIA GRAND PARKWAY 2021	AR-0059	State Pool	08/02/21	Open	Fair Value	3.8548	Manual	1.000000	21,787,759.72	21,787,759.72	0.00	2,837,204.96	1.000000	18,950,554.76	Manual	18,950,554.76	0.00	62,795.04	62,795.04
MB29-MBIA SR LIEN TOLL RD 2021	AR-0060	State Pool	08/02/21	Open	Fair Value	3.8605	Manual	1.000000	47,780,354.40	47,780,354.40	0.00	-2,152,258.59	1.000000	49,932,612.99	Manual	49,932,612.99	0.00	152,258.59	152,258.59
MB30-MBIA FLOOD PRO DRAINAGE 20	AR-0061	State Pool	08/02/21	Open	Fair Value	3.8576	Manual	1.000000	16,817,507.04	16,817,507.04	0.00	572,776.69	1.000000	16,244,730.35	Manual	16,244,730.35	0.00	52,223.31	52,223.31
MB31-MBIA FBC ASSIST DIST #9	AR-0062	State Pool	03/11/22	Open	Fair Value	3.8599	Manual	1.000000	2,825,849.43	2,825,849.43	0.00	-8,965.98	1.000000	2,834,815.41	Manual	2,834,815.41	0.00	8,965.98	8,965.98
MB32-MBIA FBC ASSIST DIST #11	AR-0063	State Pool	03/11/22	Open	Fair Value	3.8657	Manual	1.000000	4,846,319.29	4,846,319.29	0.00	-2,016,035.19	1.000000	6,862,354.48	Manual	6,862,354.48	0.00	16,035.19	16,035.19
MB36-MBIA FEE OFFICER	AR-0065	State Pool	03/14/22	Open	Fair Value	3.8597	Manual	1.000000	1,804,943.35	1,804,943.35	0.00	-772.22	1.000000	1,805,715.57	Manual	1,805,715.57	0.00	5,715.57	5,715.57
MB37-MBIA FBC ASSIST DIST #7	AR-0066	State Pool	03/14/22	Open	Fair Value	3.8599	Manual	1.000000	1,815,272.71	1,815,272.71	0.00	-5,759.60	1.000000	1,821,032.31	Manual	1,821,032.31	0.00	5,759.60	5,759.60
MB38-MBIA 2020A FBC TAX NOTE	AR-0067	State Pool	03/14/22	Open	Fair Value	3.8599	Manual	1.000000	1,315,609.73	1,315,609.73	0.00	-4,174.23	1.000000	1,319,783.96	Manual	1,319,783.96	0.00	4,174.23	4,174.23
LO11-Logic-Moblity Proj 2022	AR-0070	State Pool	04/01/22	Open	Fair Value	3.1167	Manual	1.000000	0.70	0.70	0.00	0.00	1.000000	0.70	Manual	0.70	0.00	0.00	0.00
LO12-Logic-Cert of Oblig 22	AR-0071	State Pool	04/01/22	Open	Fair Value	3.8648	Manual	1.000000	1,365,671.71	1,365,671.71	0.00	1,363,146.69	1.000000	2,525.02	Manual	2,525.02	0.00	2,525.02	2,525.02
Investment Total						**3.4568**		**1.000000**	**558,255,220.39**	**558,255,220.39**	**0.00**	**25,014,181.19**	**1.000000**	**533,241,039.20**		**533,241,039.20**	**0.00**	**1,560,266.32**	**1,560,266.32**

Portfolio Position
Ft. Bend County
Effective Interest - Actual Life
Receipts in Period
11/01/22 - 11/30/22

CUSIP	Invest Number	Security Description	Purchase Date	Call Date	Par Value On 11/01/22	Par Value On 11/30/22	Market Val On 11/01/22	Market Val On 11/30/22	Purchase Cost	Sales Proceeds	Original Princ/Cost	Amor Value On 11/01/22	Amor Value On 11/30/22
130 - Assistance Dist #1													
State Pool													
MB13-MBIA ASSISTANCE DIST #1	AR-0042	State Pool	08/31/16	Open	11,611,249.37	11,648,090.18	11,611,249.37	11,648,090.18	0.00	0.00	10,000,000.00	11,611,249.37	11,648,090.18
State Pool Total					**11,611,249.37**	**11,648,090.18**	**11,611,249.37**	**11,648,090.18**	**0.00**	**0.00**	**10,000,000.00**	**11,611,249.37**	**11,648,090.18**
130 - Assistance Dist #1 Total					**11,611,249.37**	**11,648,090.18**	**11,611,249.37**	**11,648,090.18**	**0.00**	**0.00**	**10,000,000.00**	**11,611,249.37**	**11,648,090.18**
145 - ESD 100 Agreement													
State Pool													
MB12-MBIA ESD 100 AGREEMENT	AR-0041	State Pool	08/31/16	Open	10,586,468.65	10,620,057.97	10,586,468.65	10,620,057.97	0.00	0.00	3,900,000.00	10,586,468.65	10,620,057.97
State Pool Total					**10,586,468.65**	**10,620,057.97**	**10,586,468.65**	**10,620,057.97**	**0.00**	**0.00**	**3,900,000.00**	**10,586,468.65**	**10,620,057.97**
145 - ESD 100 Agreement Total					**10,586,468.65**	**10,620,057.97**	**10,586,468.65**	**10,620,057.97**	**0.00**	**0.00**	**3,900,000.00**	**10,586,468.65**	**10,620,057.97**
810 - FBC Toll Road Operations													
State Pool													
TT02-TX TERM Toll Rd. Operation	AR-0024	State Pool	11/01/08	Open	0.00	0.00	0.00	0.00	0.00	0.00	0.00	0.00	0.00
State Pool Total					**0.00**	**0.00**	**0.00**	**0.00**	**0.00**	**0.00**	**0.00**	**0.00**	**0.00**
810 - FBC Toll Road Operations Total					**0.00**	**0.00**	**0.00**	**0.00**	**0.00**	**0.00**	**0.00**	**0.00**	**0.00**
815 - Grand Parkway Operations													
State Pool													
MB14-MBIA GR PARKWAY OPERATIONS	AR-0043	State Pool	08/31/16	Open	54,471,702.77	59,649,418.52	54,471,702.77	59,649,418.52	0.00	0.00	8,500,000.00	54,471,702.77	59,649,418.52
State Pool Total					**54,471,702.77**	**59,649,418.52**	**54,471,702.77**	**59,649,418.52**	**0.00**	**0.00**	**8,500,000.00**	**54,471,702.77**	**59,649,418.52**
815 - Grand Parkway Operations Total					**54,471,702.77**	**59,649,418.52**	**54,471,702.77**	**59,649,418.52**	**0.00**	**0.00**	**8,500,000.00**	**54,471,702.77**	**59,649,418.52**
LO12 - Logic Cert of Obligation 2022													
State Pool													
LO12-Logic-Cert of Oblig 22	AR-0071	State Pool	04/01/22	Open	1,365,671.71	2,525.02	1,365,671.71	2,525.02	0.00	0.00	11,000,000.00	1,365,671.71	2,525.02
State Pool Total					**1,365,671.71**	**2,525.02**	**1,365,671.71**	**2,525.02**	**0.00**	**0.00**	**11,000,000.00**	**1,365,671.71**	**2,525.02**
LO12 - Logic Cert of Obligation 2022 Total					**1,365,671.71**	**2,525.02**	**1,365,671.71**	**2,525.02**	**0.00**	**0.00**	**11,000,000.00**	**1,365,671.71**	**2,525.02**
LO10 - LOGIC COUNTYS CARES ACT													
State Pool													
LO10-LOGIC-COUNTY'S CARE ACT	AR-0047	State Pool	05/12/20	Open	6,066,570.92	5,586,106.29	6,066,570.92	5,586,106.29	0.00	0.00	67,000,000.00	6,066,570.92	5,586,106.29
State Pool Total					**6,066,570.92**	**5,586,106.29**	**6,066,570.92**	**5,586,106.29**	**0.00**	**0.00**	**67,000,000.00**	**6,066,570.92**	**5,586,106.29**
LO10 - LOGIC COUNTYS CARES ACT Total					**6,066,570.92**	**5,586,106.29**	**6,066,570.92**	**5,586,106.29**	**0.00**	**0.00**	**67,000,000.00**	**6,066,570.92**	**5,586,106.29**
LOG5 - LOGIC DRAINAGE													
State Pool													
LOG5-Logic-Drainage	AR-0032	State Pool	11/10/08	Open	7,974,437.01	7,499,911.90	7,974,437.01	7,499,911.90	0.00	0.00	500,000.00	7,974,437.01	7,499,911.90
State Pool Total					**7,974,437.01**	**7,499,911.90**	**7,974,437.01**	**7,499,911.90**	**0.00**	**0.00**	**500,000.00**	**7,974,437.01**	**7,499,911.90**
LOG5 - LOGIC DRAINAGE Total					**7,974,437.01**	**7,499,911.90**	**7,974,437.01**	**7,499,911.90**	**0.00**	**0.00**	**500,000.00**	**7,974,437.01**	**7,499,911.90**
LOG1 - LOGIC GENERAL													
State Pool													
LOG1-Logic- General	AR-0028	State Pool	11/10/08	Open	46,354,472.65	46,504,169.35	46,354,472.65	46,504,169.35	0.00	0.00	10,000,000.00	46,354,472.65	46,504,169.35
State Pool Total					**46,354,472.65**	**46,504,169.35**	**46,354,472.65**	**46,504,169.35**	**0.00**	**0.00**	**10,000,000.00**	**46,354,472.65**	**46,504,169.35**
LOG1 - LOGIC GENERAL Total					**46,354,472.65**	**46,504,169.35**	**46,354,472.65**	**46,504,169.35**	**0.00**	**0.00**	**10,000,000.00**	**46,354,472.65**	**46,504,169.35**
LO11 - Logic Mobility Projects 2022													
State Pool													
LO11-Logic-Moblity Proj 2022	AR-0070	State Pool	04/01/22	Open	0.70	0.70	0.70	0.70	0.00	0.00	11,000,000.00	0.70	0.70
State Pool Total					**0.70**	**0.70**	**0.70**	**0.70**	**0.00**	**0.00**	**11,000,000.00**	**0.70**	**0.70**
LO11 - Logic Mobility Projects 2022 Total					**0.70**	**0.70**	**0.70**	**0.70**	**0.00**	**0.00**	**11,000,000.00**	**0.70**	**0.70**
LOG8 - LOGIC ROAD & BRIDGE													
State Pool													
LOG8-Logic-Road & Bridge	AR-0035	State Pool	11/10/08	Open	5,918,597.91	3,684,192.67	5,918,597.91	3,684,192.67	0.00	0.00	1,000,000.00	5,918,597.91	3,684,192.67
State Pool Total					**5,918,597.91**	**3,684,192.67**	**5,918,597.91**	**3,684,192.67**	**0.00**	**0.00**	**1,000,000.00**	**5,918,597.91**	**3,684,192.67**

Portfolio Position
Ft. Bend County
Effective Interest - Actual Life
Receipts in Period
11/01/22 - 11/30/22

CUSIP	Invest Number	Security Description	Purchase Date	Call Date	Par Value On 11/01/22	Par Value On 11/30/22	Market Val On 11/01/22	Market Val On 11/30/22	Purchase Cost	Sales Proceeds	Original Princ/Cost	Amor Value On 11/01/22	Amor Value On 11/30/22
LOG8 - LOGIC ROAD & BRIDGE Total					**5,918,597.91**	**3,684,192.67**	**5,918,597.91**	**3,684,192.67**	**0.00**	**0.00**	**1,000,000.00**	**5,918,597.91**	**3,684,192.67**
LOG2 - LOGIC TOLL OPERATIONS													
State Pool													
LOG2-Logic-Toll Rd.Operations	AR-0029	State Pool	11/10/08	Open	10,296,893.86	10,229,980.66	10,296,893.86	10,229,980.66	0.00	0.00	2,000,000.00	10,296,893.86	10,229,980.66
State Pool Total					**10,296,893.86**	**10,229,980.66**	**10,296,893.86**	**10,229,980.66**	**0.00**	**0.00**	**2,000,000.00**	**10,296,893.86**	**10,229,980.66**
LOG2 - LOGIC TOLL OPERATIONS Total					**10,296,893.86**	**10,229,980.66**	**10,296,893.86**	**10,229,980.66**	**0.00**	**0.00**	**2,000,000.00**	**10,296,893.86**	**10,229,980.66**
MB38 - MBIA 2020A FBC TAX NOTE													
State Pool													
MB38-MBIA 2020A FBC TAX NOTE	AR-0067	State Pool	03/14/22	Open	1,315,609.73	1,319,783.96	1,315,609.73	1,319,783.96	0.00	0.00	2,000,000.00	1,315,609.73	1,319,783.96
State Pool Total					**1,315,609.73**	**1,319,783.96**	**1,315,609.73**	**1,319,783.96**	**0.00**	**0.00**	**2,000,000.00**	**1,315,609.73**	**1,319,783.96**
MB38 - MBIA 2020A FBC TAX NOTE Total					**1,315,609.73**	**1,319,783.96**	**1,315,609.73**	**1,319,783.96**	**0.00**	**0.00**	**2,000,000.00**	**1,315,609.73**	**1,319,783.96**
MB21 - MBIA ASSIST DIST #6													
State Pool													
MB21-MBIA FBC ASSIST. DIST. #6	AR-0051	State Pool	05/13/20	Open	2,836,374.95	2,845,374.39	2,836,374.95	2,845,374.39	0.00	0.00	2,000,000.00	2,836,374.95	2,845,374.39
State Pool Total					**2,836,374.95**	**2,845,374.39**	**2,836,374.95**	**2,845,374.39**	**0.00**	**0.00**	**2,000,000.00**	**2,836,374.95**	**2,845,374.39**
MB21 - MBIA ASSIST DIST #6 Total					**2,836,374.95**	**2,845,374.39**	**2,836,374.95**	**2,845,374.39**	**0.00**	**0.00**	**2,000,000.00**	**2,836,374.95**	**2,845,374.39**
MB18 - MBIA COUNTYS CARES ACT													
State Pool													
MB18-MBIA COUNTY'S CARES ACT	AR-0048	State Pool	05/12/20	Open	66,319,304.97	67,935,063.10	66,319,304.97	67,935,063.10	0.00	0.00	67,000,000.00	66,319,304.97	67,935,063.10
State Pool Total					**66,319,304.97**	**67,935,063.10**	**66,319,304.97**	**67,935,063.10**	**0.00**	**0.00**	**67,000,000.00**	**66,319,304.97**	**67,935,063.10**
MB18 - MBIA COUNTYS CARES ACT Total					**66,319,304.97**	**67,935,063.10**	**66,319,304.97**	**67,935,063.10**	**0.00**	**0.00**	**67,000,000.00**	**66,319,304.97**	**67,935,063.10**
MB24 - MBIA DEBT SERVICE													
State Pool													
MB24-MBIA DEBT SERVICE	AR-0054	State Pool	05/13/20	Open	9,119,067.78	9,148,001.23	9,119,067.78	9,148,001.23	0.00	0.00	21,000,000.00	9,119,067.78	9,148,001.23
State Pool Total					**9,119,067.78**	**9,148,001.23**	**9,119,067.78**	**9,148,001.23**	**0.00**	**0.00**	**21,000,000.00**	**9,119,067.78**	**9,148,001.23**
MB24 - MBIA DEBT SERVICE Total					**9,119,067.78**	**9,148,001.23**	**9,119,067.78**	**9,148,001.23**	**0.00**	**0.00**	**21,000,000.00**	**9,119,067.78**	**9,148,001.23**
MB04 - MBIA DRAINAGE													
State Pool													
MB04-MBIA Drainage	AR-0017	State Pool	11/01/08	Open	8,155,132.53	7,178,947.62	8,155,132.53	7,178,947.62	0.00	0.00	1,267,218.21	8,155,132.53	7,178,947.62
State Pool Total					**8,155,132.53**	**7,178,947.62**	**8,155,132.53**	**7,178,947.62**	**0.00**	**0.00**	**1,267,218.21**	**8,155,132.53**	**7,178,947.62**
MB04 - MBIA DRAINAGE Total					**8,155,132.53**	**7,178,947.62**	**8,155,132.53**	**7,178,947.62**	**0.00**	**0.00**	**1,267,218.21**	**8,155,132.53**	**7,178,947.62**
MB25 - MBIA DRAINAGE DEBT SERVICE													
State Pool													
MB25-MBIA DRAINAGE DEBT SERVICE	AR-0055	State Pool	05/13/20	Open	3,970,708.98	3,983,307.42	3,970,708.98	3,983,307.42	0.00	0.00	1,000,000.00	3,970,708.98	3,983,307.42
State Pool Total					**3,970,708.98**	**3,983,307.42**	**3,970,708.98**	**3,983,307.42**	**0.00**	**0.00**	**1,000,000.00**	**3,970,708.98**	**3,983,307.42**
MB25 - MBIA DRAINAGE DEBT SERVICE Total					**3,970,708.98**	**3,983,307.42**	**3,970,708.98**	**3,983,307.42**	**0.00**	**0.00**	**1,000,000.00**	**3,970,708.98**	**3,983,307.42**
MB26 - MBIA FACILITIES BOND 2018													
State Pool													
MB26-FACILITIES BOND 2018	AR-0056	State Pool	05/13/20	Open	3,979,632.10	3,681,454.90	3,979,632.10	3,681,454.90	0.00	0.00	14,000,000.00	3,979,632.10	3,681,454.90
State Pool Total					**3,979,632.10**	**3,681,454.90**	**3,979,632.10**	**3,681,454.90**	**0.00**	**0.00**	**14,000,000.00**	**3,979,632.10**	**3,681,454.90**
MB26 - MBIA FACILITIES BOND 2018 Total					**3,979,632.10**	**3,681,454.90**	**3,979,632.10**	**3,681,454.90**	**0.00**	**0.00**	**14,000,000.00**	**3,979,632.10**	**3,681,454.90**
MB32 - MBIA FBC ASSIST DIST #11													
State Pool													
MB32-MBIA FBC ASSIST DIST #11	AR-0063	State Pool	03/11/22	Open	4,846,319.29	6,862,354.48	4,846,319.29	6,862,354.48	0.00	0.00	3,000,000.00	4,846,319.29	6,862,354.48
State Pool Total					**4,846,319.29**	**6,862,354.48**	**4,846,319.29**	**6,862,354.48**	**0.00**	**0.00**	**3,000,000.00**	**4,846,319.29**	**6,862,354.48**
MB32 - MBIA FBC ASSIST DIST #11 Total					**4,846,319.29**	**6,862,354.48**	**4,846,319.29**	**6,862,354.48**	**0.00**	**0.00**	**3,000,000.00**	**4,846,319.29**	**6,862,354.48**
MB19 - MBIA FBC ASSIST DIST #2													
State Pool													
MB19-MBIA FBC ASSIST. DIST. #2	AR-0049	State Pool	05/13/20	Open	8,590,398.23	8,617,654.32	8,590,398.23	8,617,654.32	0.00	0.00	2,500,000.00	8,590,398.23	8,617,654.32

Portfolio Position
Ft. Bend County
Effective Interest - Actual Life
Receipts in Period
11/01/22 - 11/30/22

CUSIP	Invest Number	Security Description	Purchase Date	Call Date	Par Value On 11/01/22	Par Value On 11/30/22	Market Val On 11/01/22	Market Val On 11/30/22	Purchase Cost	Sales Proceeds	Original Princ/Cost	Amor Value On 11/01/22	Amor Value On 11/30/22
State Pool Total					**8,590,398.23**	**8,617,654.32**	**8,590,398.23**	**8,617,654.32**	**0.00**	**0.00**	**2,500,000.00**	**8,590,398.23**	**8,617,654.32**
MB19 - MBIA FBC ASSIST DIST #2 Total					**8,590,398.23**	**8,617,654.32**	**8,590,398.23**	**8,617,654.32**	**0.00**	**0.00**	**2,500,000.00**	**8,590,398.23**	**8,617,654.32**
MB20 - MBIA FBC ASSIST DIST #4													
State Pool													
MB20- MBIA FBC ASSIST. DIST. #4	AR-0050	State Pool	05/13/20	Open	1,771,502.98	1,777,123.70	1,771,502.98	1,777,123.70	0.00	0.00	1,250,000.00	1,771,502.98	1,777,123.70
State Pool Total					**1,771,502.98**	**1,777,123.70**	**1,771,502.98**	**1,777,123.70**	**0.00**	**0.00**	**1,250,000.00**	**1,771,502.98**	**1,777,123.70**
MB20 - MBIA FBC ASSIST DIST #4 Total					**1,771,502.98**	**1,777,123.70**	**1,771,502.98**	**1,777,123.70**	**0.00**	**0.00**	**1,250,000.00**	**1,771,502.98**	**1,777,123.70**
MB37 - MBIA FBC ASSIST DIST #7													
State Pool													
MB37-MBIA FBC ASSIST DIST #7	AR-0066	State Pool	03/14/22	Open	1,815,272.71	1,821,032.31	1,815,272.71	1,821,032.31	0.00	0.00	1,000,000.00	1,815,272.71	1,821,032.31
State Pool Total					**1,815,272.71**	**1,821,032.31**	**1,815,272.71**	**1,821,032.31**	**0.00**	**0.00**	**1,000,000.00**	**1,815,272.71**	**1,821,032.31**
MB37 - MBIA FBC ASSIST DIST #7 Total					**1,815,272.71**	**1,821,032.31**	**1,815,272.71**	**1,821,032.31**	**0.00**	**0.00**	**1,000,000.00**	**1,815,272.71**	**1,821,032.31**
MB31 - MBIA FBC ASSIST DIST #9													
State Pool													
MB31-MBIA FBC ASSIST DIST #9	AR-0062	State Pool	03/11/22	Open	2,825,849.43	2,834,815.41	2,825,849.43	2,834,815.41	0.00	0.00	2,000,000.00	2,825,849.43	2,834,815.41
State Pool Total					**2,825,849.43**	**2,834,815.41**	**2,825,849.43**	**2,834,815.41**	**0.00**	**0.00**	**2,000,000.00**	**2,825,849.43**	**2,834,815.41**
MB31 - MBIA FBC ASSIST DIST #9 Total					**2,825,849.43**	**2,834,815.41**	**2,825,849.43**	**2,834,815.41**	**0.00**	**0.00**	**2,000,000.00**	**2,825,849.43**	**2,834,815.41**
MB36 - MBIA FEE OFFICER													
State Pool													
MB36-MBIA FEE OFFICER	AR-0065	State Pool	03/14/22	Open	1,804,943.35	1,805,715.57	1,804,943.35	1,805,715.57	0.00	0.00	3,000,000.00	1,804,943.35	1,805,715.57
State Pool Total					**1,804,943.35**	**1,805,715.57**	**1,804,943.35**	**1,805,715.57**	**0.00**	**0.00**	**3,000,000.00**	**1,804,943.35**	**1,805,715.57**
MB36 - MBIA FEE OFFICER Total					**1,804,943.35**	**1,805,715.57**	**1,804,943.35**	**1,805,715.57**	**0.00**	**0.00**	**3,000,000.00**	**1,804,943.35**	**1,805,715.57**
MB30 - MBIA Flood Proj Drainage 20													
State Pool													
MB30-MBIA FLOOD PRO DRAINAGE 20	AR-0061	State Pool	08/02/21	Open	16,817,507.04	16,244,730.35	16,817,507.04	16,244,730.35	0.00	0.00	10,000,000.00	16,817,507.04	16,244,730.35
State Pool Total					**16,817,507.04**	**16,244,730.35**	**16,817,507.04**	**16,244,730.35**	**0.00**	**0.00**	**10,000,000.00**	**16,817,507.04**	**16,244,730.35**
MB30 - MBIA Flood Proj Drainage 20 Total					**16,817,507.04**	**16,244,730.35**	**16,817,507.04**	**16,244,730.35**	**0.00**	**0.00**	**10,000,000.00**	**16,817,507.04**	**16,244,730.35**
MB02 - MBIA GENERAL													
State Pool													
MB02-MBIA General	AR-0015	State Pool	11/01/08	Open	54,769,561.74	19,910,732.14	54,769,561.74	19,910,732.14	0.00	0.00	17,374,917.83	54,769,561.74	19,910,732.14
State Pool Total					**54,769,561.74**	**19,910,732.14**	**54,769,561.74**	**19,910,732.14**	**0.00**	**0.00**	**17,374,917.83**	**54,769,561.74**	**19,910,732.14**
MB02 - MBIA GENERAL Total					**54,769,561.74**	**19,910,732.14**	**54,769,561.74**	**19,910,732.14**	**0.00**	**0.00**	**17,374,917.83**	**54,769,561.74**	**19,910,732.14**
MB23 - MBIA JUVENILE													
State Pool													
MB23-MBIA JUVENILE	AR-0053	State Pool	05/13/20	Open	1,972,777.57	17,481,876.13	1,972,777.57	17,481,876.13	0.00	0.00	8,000,000.00	1,972,777.57	17,481,876.13
State Pool Total					**1,972,777.57**	**17,481,876.13**	**1,972,777.57**	**17,481,876.13**	**0.00**	**0.00**	**8,000,000.00**	**1,972,777.57**	**17,481,876.13**
MB23 - MBIA JUVENILE Total					**1,972,777.57**	**17,481,876.13**	**1,972,777.57**	**17,481,876.13**	**0.00**	**0.00**	**8,000,000.00**	**1,972,777.57**	**17,481,876.13**
MB03 - MBIA ROAD & BRIDGE													
State Pool													
MB03-MBIA Road & Bridge	AR-0016	State Pool	11/01/08	Open	241,375.61	242,141.46	241,375.61	242,141.46	0.00	0.00	2,856,438.24	241,375.61	242,141.46
State Pool Total					**241,375.61**	**242,141.46**	**241,375.61**	**242,141.46**	**0.00**	**0.00**	**2,856,438.24**	**241,375.61**	**242,141.46**
MB03 - MBIA ROAD & BRIDGE Total					**241,375.61**	**242,141.46**	**241,375.61**	**242,141.46**	**0.00**	**0.00**	**2,856,438.24**	**241,375.61**	**242,141.46**
MB29 - MBIA Sr Lien 2021													
State Pool													
MB29-MBIA SR LIEN TOLL RD 2021	AR-0060	State Pool	08/02/21	Open	47,780,354.40	49,932,612.99	47,780,354.40	49,932,612.99	0.00	0.00	68,000,000.00	47,780,354.40	49,932,612.99
State Pool Total					**47,780,354.40**	**49,932,612.99**	**47,780,354.40**	**49,932,612.99**	**0.00**	**0.00**	**68,000,000.00**	**47,780,354.40**	**49,932,612.99**
MB29 - MBIA Sr Lien 2021 Total					**47,780,354.40**	**49,932,612.99**	**47,780,354.40**	**49,932,612.99**	**0.00**	**0.00**	**68,000,000.00**	**47,780,354.40**	**49,932,612.99**
MB06 - MBIA TOLL RD OPERATIONS													
State Pool													

Portfolio Position
Ft. Bend County
Effective Interest - Actual Life
Receipts in Period
11/01/22 - 11/30/22

CUSIP	Invest Number	Security Description	Purchase Date	Call Date	Par Value On 11/01/22	Par Value On 11/30/22	Market Val On 11/01/22	Market Val On 11/30/22	Purchase Cost	Sales Proceeds	Original Princ/Cost	Amor Value On 11/01/22	Amor Value On 11/30/22
MB06-MBIA Toll Rd. Operations	AR-0019	State Pool	11/01/08	Open	77,490,297.94	85,747,433.85	77,490,297.94	85,747,433.85	0.00	0.00	3,143,377.27	77,490,297.94	85,747,433.85
State Pool Total					**77,490,297.94**	**85,747,433.85**	**77,490,297.94**	**85,747,433.85**	**0.00**	**0.00**	**3,143,377.27**	**77,490,297.94**	**85,747,433.85**
MB06 - MBIA TOLL RD OPERATIONS Total					**77,490,297.94**	**85,747,433.85**	**77,490,297.94**	**85,747,433.85**	**0.00**	**0.00**	**3,143,377.27**	**77,490,297.94**	**85,747,433.85**
MB27 - MBIA TX HERITAGE PARKWAY 2020													
State Pool													
MB27-MBIA TX HERITAGE PARKWAY	AR-0057	State Pool	05/13/20	Open	1,995,890.24	2,002,222.90	1,995,890.24	2,002,222.90	0.00	0.00	17,000,000.00	1,995,890.24	2,002,222.90
State Pool Total					**1,995,890.24**	**2,002,222.90**	**1,995,890.24**	**2,002,222.90**	**0.00**	**0.00**	**17,000,000.00**	**1,995,890.24**	**2,002,222.90**
MB27 - MBIA TX HERITAGE PARKWAY 2020 Total					**1,995,890.24**	**2,002,222.90**	**1,995,890.24**	**2,002,222.90**	**0.00**	**0.00**	**17,000,000.00**	**1,995,890.24**	**2,002,222.90**
MB28 - MBIAGrand Parkway 2021													
State Pool													
MB28-MBIA GRAND PARKWAY 2021	AR-0059	State Pool	08/02/21	Open	21,787,759.72	18,950,554.76	21,787,759.72	18,950,554.76	0.00	0.00	25,000,000.00	21,787,759.72	18,950,554.76
State Pool Total					**21,787,759.72**	**18,950,554.76**	**21,787,759.72**	**18,950,554.76**	**0.00**	**0.00**	**25,000,000.00**	**21,787,759.72**	**18,950,554.76**
MB28 - MBIAGrand Parkway 2021 Total					**21,787,759.72**	**18,950,554.76**	**21,787,759.72**	**18,950,554.76**	**0.00**	**0.00**	**25,000,000.00**	**21,787,759.72**	**18,950,554.76**
TT05 - TEXAS TERM DRAINAGE													
State Pool													
TT05-TX TERM Drainage	AR-0027	State Pool	11/01/08	Open	357.90	358.97	357.90	358.97	0.00	0.00	109,774.61	357.90	358.97
State Pool Total					**357.90**	**358.97**	**357.90**	**358.97**	**0.00**	**0.00**	**109,774.61**	**357.90**	**358.97**
TT05 - TEXAS TERM DRAINAGE Total					**357.90**	**358.97**	**357.90**	**358.97**	**0.00**	**0.00**	**109,774.61**	**357.90**	**358.97**
TT00 - TEXAS TERM GENERAL													
State Pool													
TT00-TX TERM General	AR-0022	State Pool	11/01/08	Open	1,082.06	1,085.31	1,082.06	1,085.31	0.00	0.00	10,006,437.87	1,082.06	1,085.31
State Pool Total					**1,082.06**	**1,085.31**	**1,082.06**	**1,085.31**	**0.00**	**0.00**	**10,006,437.87**	**1,082.06**	**1,085.31**
TT00 - TEXAS TERM GENERAL Total					**1,082.06**	**1,085.31**	**1,082.06**	**1,085.31**	**0.00**	**0.00**	**10,006,437.87**	**1,082.06**	**1,085.31**
TT04 - TEXAS TERM ROAD & BRIDGE													
State Pool													
TT04-TX TERM Road & Bridge	AR-0026	State Pool	11/01/08	Open	1,078.85	1,082.09	1,078.85	1,082.09	0.00	0.00	10,463.28	1,078.85	1,082.09
State Pool Total					**1,078.85**	**1,082.09**	**1,078.85**	**1,082.09**	**0.00**	**0.00**	**10,463.28**	**1,078.85**	**1,082.09**
TT04 - TEXAS TERM ROAD & BRIDGE Total					**1,078.85**	**1,082.09**	**1,078.85**	**1,082.09**	**0.00**	**0.00**	**10,463.28**	**1,078.85**	**1,082.09**
TT02 - TEXAS TERM TOLL OPERATIONS													
State Pool													
TT02-TX TERM Toll Rd. Operation	AR-0024	State Pool	11/01/08	Open	1,080.81	1,084.05	1,080.81	1,084.05	0.00	0.00	0.00	1,080.81	1,084.05
State Pool Total					**1,080.81**	**1,084.05**	**1,080.81**	**1,084.05**	**0.00**	**0.00**	**0.00**	**1,080.81**	**1,084.05**
TT02 - TEXAS TERM TOLL OPERATIONS Total					**1,080.81**	**1,084.05**	**1,080.81**	**1,084.05**	**0.00**	**0.00**	**0.00**	**1,080.81**	**1,084.05**
09 - Temporary Holding													
Money Market													
Cadence-Money Market Accts	AR-0058	Money Market	01/31/21	Open	63,399,913.93	47,490,042.53	63,399,913.93	47,490,042.53	0.00	0.00	210,194,488.52	63,399,913.93	47,490,042.53
Money Market Total					**63,399,913.93**	**47,490,042.53**	**63,399,913.93**	**47,490,042.53**	**0.00**	**0.00**	**210,194,488.52**	**63,399,913.93**	**47,490,042.53**
09 - Temporary Holding Total					**63,399,913.93**	**47,490,042.53**	**63,399,913.93**	**47,490,042.53**	**0.00**	**0.00**	**210,194,488.52**	**63,399,913.93**	**47,490,042.53**
Combined Port													
Money Market													
Cadence-Money Market Accts	AR-0058	Money Market	01/31/21	Open	63,399,913.93	47,490,042.53	63,399,913.93	47,490,042.53	0.00	0.00	210,194,488.52	63,399,913.93	47,490,042.53
Money Market Total					**63,399,913.93**	**47,490,042.53**	**63,399,913.93**	**47,490,042.53**	**0.00**	**0.00**	**210,194,488.52**	**63,399,913.93**	**47,490,042.53**
State Pool													
LO10-LOGIC-COUNTY'S CARE ACT	AR-0047	State Pool	05/12/20	Open	6,066,570.92	5,586,106.29	6,066,570.92	5,586,106.29	0.00	0.00	67,000,000.00	6,066,570.92	5,586,106.29
LO11-Logic-Moblity Proj 2022	AR-0070	State Pool	04/01/22	Open	0.70	0.70	0.70	0.70	0.00	0.00	11,000,000.00	0.70	0.70
LO12-Logic-Cert of Oblig 22	AR-0071	State Pool	04/01/22	Open	1,365,671.71	2,525.02	1,365,671.71	2,525.02	0.00	0.00	11,000,000.00	1,365,671.71	2,525.02
LOG1-Logic- General	AR-0028	State Pool	11/10/08	Open	46,354,472.65	46,504,169.35	46,354,472.65	46,504,169.35	0.00	0.00	10,000,000.00	46,354,472.65	46,504,169.35
LOG2-Logic-Toll Rd.Operations	AR-0029	State Pool	11/10/08	Open	10,296,893.86	10,229,980.66	10,296,893.86	10,229,980.66	0.00	0.00	2,000,000.00	10,296,893.86	10,229,980.66
LOG5-Logic-Drainage	AR-0032	State Pool	11/10/08	Open	7,974,437.01	7,499,911.90	7,974,437.01	7,499,911.90	0.00	0.00	500,000.00	7,974,437.01	7,499,911.90

Portfolio Position
Ft. Bend County
Effective Interest - Actual Life
Receipts in Period
11/01/22 - 11/30/22

CUSIP	Invest Number	Security Description	Purchase Date	Call Date	Par Value On 11/01/22	Par Value On 11/30/22	Market Val On 11/01/22	Market Val On 11/30/22	Purchase Cost	Sales Proceeds	Original Princ/Cost	Amor Value On 11/01/22	Amor Value On 11/30/22
LOG8-Logic-Road & Bridge	AR-0035	State Pool	11/10/08	Open	5,918,597.91	3,684,192.67	5,918,597.91	3,684,192.67	0.00	0.00	1,000,000.00	5,918,597.91	3,684,192.67
MB02-MBIA General	AR-0015	State Pool	11/01/08	Open	54,769,561.74	19,910,732.14	54,769,561.74	19,910,732.14	0.00	0.00	17,374,917.83	54,769,561.74	19,910,732.14
MB03-MBIA Road & Bridge	AR-0016	State Pool	11/01/08	Open	241,375.61	242,141.46	241,375.61	242,141.46	0.00	0.00	2,856,438.24	241,375.61	242,141.46
MB04-MBIA Drainage	AR-0017	State Pool	11/01/08	Open	8,155,132.53	7,178,947.62	8,155,132.53	7,178,947.62	0.00	0.00	1,267,218.21	8,155,132.53	7,178,947.62
MB06-MBIA Toll Rd. Operations	AR-0019	State Pool	11/01/08	Open	77,490,297.94	85,747,433.85	77,490,297.94	85,747,433.85	0.00	0.00	3,143,377.27	77,490,297.94	85,747,433.85
MB12-MBIA ESD 100 AGREEMENT	AR-0041	State Pool	08/31/16	Open	10,586,468.65	10,620,057.97	10,586,468.65	10,620,057.97	0.00	0.00	3,900,000.00	10,586,468.65	10,620,057.97
MB13-MBIA ASSISTANCE DIST #1	AR-0042	State Pool	08/31/16	Open	11,611,249.37	11,648,090.18	11,611,249.37	11,648,090.18	0.00	0.00	10,000,000.00	11,611,249.37	11,648,090.18
MB14-MBIA GR PARKWAY OPERATIONS	AR-0043	State Pool	08/31/16	Open	54,471,702.77	59,649,418.52	54,471,702.77	59,649,418.52	0.00	0.00	8,500,000.00	54,471,702.77	59,649,418.52
MB18-MBIA COUNTY'S CARES ACT	AR-0048	State Pool	05/12/20	Open	66,319,304.97	67,935,063.10	66,319,304.97	67,935,063.10	0.00	0.00	67,000,000.00	66,319,304.97	67,935,063.10
MB19-MBIA FBC ASSIST. DIST. #2	AR-0049	State Pool	05/13/20	Open	8,590,398.23	8,617,654.32	8,590,398.23	8,617,654.32	0.00	0.00	2,500,000.00	8,590,398.23	8,617,654.32
MB20- MBIA FBC ASSIST. DIST. #4	AR-0050	State Pool	05/13/20	Open	1,771,502.98	1,777,123.70	1,771,502.98	1,777,123.70	0.00	0.00	1,250,000.00	1,771,502.98	1,777,123.70
MB21-MBIA FBC ASSIST. DIST. #6	AR-0051	State Pool	05/13/20	Open	2,836,374.95	2,845,374.39	2,836,374.95	2,845,374.39	0.00	0.00	2,000,000.00	2,836,374.95	2,845,374.39
MB23-MBIA JUVENILE	AR-0053	State Pool	05/13/20	Open	1,972,777.57	17,481,876.13	1,972,777.57	17,481,876.13	0.00	0.00	8,000,000.00	1,972,777.57	17,481,876.13
MB24-MBIA DEBT SERVICE	AR-0054	State Pool	05/13/20	Open	9,119,067.78	9,148,001.23	9,119,067.78	9,148,001.23	0.00	0.00	21,000,000.00	9,119,067.78	9,148,001.23
MB25-MBIA DRAINAGE DEBT SERVICE	AR-0055	State Pool	05/13/20	Open	3,970,708.98	3,983,307.42	3,970,708.98	3,983,307.42	0.00	0.00	1,000,000.00	3,970,708.98	3,983,307.42
MB26-FACILITIES BOND 2018	AR-0056	State Pool	05/13/20	Open	3,979,632.10	3,681,454.90	3,979,632.10	3,681,454.90	0.00	0.00	14,000,000.00	3,979,632.10	3,681,454.90
MB27-MBIA TX HERITAGE PARKWAY	AR-0057	State Pool	05/13/20	Open	1,995,890.24	2,002,222.90	1,995,890.24	2,002,222.90	0.00	0.00	17,000,000.00	1,995,890.24	2,002,222.90
MB28-MBIA GRAND PARKWAY 2021	AR-0059	State Pool	08/02/21	Open	21,787,759.72	18,950,554.76	21,787,759.72	18,950,554.76	0.00	0.00	25,000,000.00	21,787,759.72	18,950,554.76
MB29-MBIA SR LIEN TOLL RD 2021	AR-0060	State Pool	08/02/21	Open	47,780,354.40	49,932,612.99	47,780,354.40	49,932,612.99	0.00	0.00	68,000,000.00	47,780,354.40	49,932,612.99
MB30-MBIA FLOOD PRO DRAINAGE 20	AR-0061	State Pool	08/02/21	Open	16,817,507.04	16,244,730.35	16,817,507.04	16,244,730.35	0.00	0.00	10,000,000.00	16,817,507.04	16,244,730.35
MB31-MBIA FBC ASSIST DIST #9	AR-0062	State Pool	03/11/22	Open	2,825,849.43	2,834,815.41	2,825,849.43	2,834,815.41	0.00	0.00	2,000,000.00	2,825,849.43	2,834,815.41
MB32-MBIA FBC ASSIST DIST #11	AR-0063	State Pool	03/11/22	Open	4,846,319.29	6,862,354.48	4,846,319.29	6,862,354.48	0.00	0.00	3,000,000.00	4,846,319.29	6,862,354.48
MB36-MBIA FEE OFFICER	AR-0065	State Pool	03/14/22	Open	1,804,943.35	1,805,715.57	1,804,943.35	1,805,715.57	0.00	0.00	3,000,000.00	1,804,943.35	1,805,715.57
MB37-MBIA FBC ASSIST DIST #7	AR-0066	State Pool	03/14/22	Open	1,815,272.71	1,821,032.31	1,815,272.71	1,821,032.31	0.00	0.00	1,000,000.00	1,815,272.71	1,821,032.31
MB38-MBIA 2020A FBC TAX NOTE	AR-0067	State Pool	03/14/22	Open	1,315,609.73	1,319,783.96	1,315,609.73	1,319,783.96	0.00	0.00	2,000,000.00	1,315,609.73	1,319,783.96
TT00-TX TERM General	AR-0022	State Pool	11/01/08	Open	1,082.06	1,085.31	1,082.06	1,085.31	0.00	0.00	10,006,437.87	1,082.06	1,085.31
TT02-TX TERM Toll Rd. Operation	AR-0024	State Pool	11/01/08	Open	1,080.81	1,084.05	1,080.81	1,084.05	0.00	0.00	0.00	1,080.81	1,084.05
TT04-TX TERM Road & Bridge	AR-0026	State Pool	11/01/08	Open	1,078.85	1,082.09	1,078.85	1,082.09	0.00	0.00	10,463.28	1,078.85	1,082.09
TT05-TX TERM Drainage	AR-0027	State Pool	11/01/08	Open	357.90	358.97	357.90	358.97	0.00	0.00	109,774.61	357.90	358.97
State Pool Total					**494,855,306.46**	**485,750,996.67**	**494,855,306.46**	**485,750,996.67**	**0.00**	**0.00**	**407,418,627.31**	**494,855,306.46**	**485,750,996.67**
Combined Port Total					**558,255,220.39**	**533,241,039.20**	**558,255,220.39**	**533,241,039.20**	**0.00**	**0.00**	**617,613,115.83**	**558,255,220.39**	**533,241,039.20**

Earnings and Yields Summary

Ft. Bend County

Effective Interest - Actual Life
Receipts in Period
11/01/22 - 11/30/22

Security Description	11/01/22 11/07/22	11/08/22 11/14/22	11/15/22 11/21/22	11/22/22 11/28/22	11/29/22 11/30/22	11/01/22 11/30/22
Combined Port						
Money Market	3,271.76	3,271.75	3,271.75	3,271.75	817.39	13,904.40
State Pool	363,558.56	362,406.85	358,119.47	349,636.45	112,640.59	1,546,361.92
Port Total	**366,830.32**	**365,678.60**	**361,391.22**	**352,908.20**	**113,457.98**	**1,560,266.32**
Combined Port						
Money Market	0.2691	0.2691	0.2691	0.2691	0.2691	0.2691
State Pool	3.8426	3.8428	3.8430	3.8434	4.2337	3.8689
Port Total	**3.4356**	**3.4347**	**3.4305**	**3.4220**	**3.8275**	**3.4568**

Maturity Aging
Ft. Bend County
Effective Interest - Actual Life
Receipts in Period
11/30/22

CUSIP	Invest Number	Security Description	Purchase Date	Days to Maturity	Yield Matur
Cash / Money Market					
Cadence-Money Market Accts	AR-0058	Money Market	01/31/21	0	0.2500
LO10-LOGIC-COUNTY'S CARE ACT	AR-0047	State Pool	05/12/20	0	3.9291
LO11-Logic-Moblity Proj 2022	AR-0070	State Pool	04/01/22	0	3.1167
LO12-Logic-Cert of Oblig 22	AR-0071	State Pool	04/01/22	0	3.9291
LOG1-Logic- General	AR-0028	State Pool	11/10/08	0	3.9291
LOG2-Logic-Toll Rd.Operations	AR-0029	State Pool	11/10/08	0	3.9291
LOG5-Logic-Drainage	AR-0032	State Pool	11/10/08	0	3.9291
LOG8-Logic-Road & Bridge	AR-0035	State Pool	11/10/08	0	3.9291
MB02-MBIA General	AR-0015	State Pool	11/01/08	0	3.8546
MB03-MBIA Road & Bridge	AR-0016	State Pool	11/01/08	0	3.8546
MB04-MBIA Drainage	AR-0017	State Pool	11/01/08	0	3.8546
MB06-MBIA Toll Rd. Operations	AR-0019	State Pool	11/01/08	0	3.8546
MB12-MBIA ESD 100 AGREEMENT	AR-0041	State Pool	08/31/16	0	3.8546
MB13-MBIA ASSISTANCE DIST #1	AR-0042	State Pool	08/31/16	0	3.8546
MB14-MBIA GR PARKWAY OPERATIONS	AR-0043	State Pool	08/31/16	0	3.8546
MB18-MBIA COUNTY'S CARES ACT	AR-0048	State Pool	05/12/20	0	3.8546
MB19-MBIA FBC ASSIST. DIST. #2	AR-0049	State Pool	05/13/20	0	3.8546
MB20- MBIA FBC ASSIST. DIST. #4	AR-0050	State Pool	05/13/20	0	3.8546
MB21-MBIA FBC ASSIST. DIST. #6	AR-0051	State Pool	05/13/20	0	3.8546
MB23-MBIA JUVENILE	AR-0053	State Pool	05/13/20	0	3.8546
MB24-MBIA DEBT SERVICE	AR-0054	State Pool	05/13/20	0	3.8546
MB25-MBIA DRAINAGE DEBT SERVICE	AR-0055	State Pool	05/13/20	0	3.8546
MB26-FACILITIES BOND 2018	AR-0056	State Pool	05/13/20	0	3.8546
MB27-MBIA TX HERITAGE PARKWAY	AR-0057	State Pool	05/13/20	0	3.8546
MB28-MBIA GRAND PARKWAY 2021	AR-0059	State Pool	08/02/21	0	3.8546
MB29-MBIA SR LIEN TOLL RD 2021	AR-0060	State Pool	08/02/21	0	3.8546
MB30-MBIA FLOOD PRO DRAINAGE 20	AR-0061	State Pool	08/02/21	0	3.8546
MB31-MBIA FBC ASSIST DIST #9	AR-0062	State Pool	03/11/22	0	3.8546
MB32-MBIA FBC ASSIST DIST #11	AR-0063	State Pool	03/11/22	0	3.8546
MB36-MBIA FEE OFFICER	AR-0065	State Pool	03/14/22	0	3.8546
MB37-MBIA FBC ASSIST DIST #7	AR-0066	State Pool	03/14/22	0	3.8546
MB38-MBIA 2020A FBC TAX NOTE	AR-0067	State Pool	03/14/22	0	3.8546
TT00-TX TERM General	AR-0022	State Pool	11/01/08	0	3.6500
TT02-TX TERM Toll Rd. Operation	AR-0024	State Pool	11/01/08	0	3.6500
TT04-TX TERM Road & Bridge	AR-0026	State Pool	11/01/08	0	3.6500
TT05-TX TERM Drainage	AR-0027	State Pool	11/01/08	0	3.6500
Cash / Money Market Total				**0**	**3.5439**
Investment Total				**0**	**3.5439**

Activity Statement
Ft. Bend County
Effective Interest - Actual Life
Receipts in Period
11/01/22 - 11/30/22

Purchase Date	Sale Date	CUSIP	Invest Number	Security Description	Amor Value On 11/01/22	Changes In Principal	Purchase Cost	Sales Proceeds	Purchased Interest	Int/Div Rec In the Perd	Amor Value On 11/30/22
Money Market											
01/31/21	Open	Cadence-Money Market Accts	AR-0058	Money Market	63,399,913.93	-15,909,871.40	0.00	0.00	0.00	13,904.40	47,490,042.53
Money Market Total					**63,399,913.93**	**-15,909,871.40**	**0.00**	**0.00**	**0.00**	**13,904.40**	**47,490,042.53**
State Pool											
11/01/08	Open	MB02-MBIA General	AR-0015	State Pool	54,769,561.74	-34,858,829.60	0.00	0.00	0.00	136,227.05	19,910,732.14
11/01/08	Open	MB03-MBIA Road & Bridge	AR-0016	State Pool	241,375.61	765.85	0.00	0.00	0.00	765.85	242,141.46
11/01/08	Open	MB04-MBIA Drainage	AR-0017	State Pool	8,155,132.53	-976,184.91	0.00	0.00	0.00	23,815.09	7,178,947.62
11/01/08	Open	MB06-MBIA Toll Rd. Operations	AR-0019	State Pool	77,490,297.94	8,257,135.91	0.00	0.00	0.00	257,135.91	85,747,433.85
11/01/08	Open	TT00-TX TERM General	AR-0022	State Pool	1,082.06	3.25	0.00	0.00	0.00	3.25	1,085.31
11/01/08	Open	TT02-TX TERM Toll Rd. Operation	AR-0024	State Pool	1,080.81	3.24	0.00	0.00	0.00	3.24	1,084.05
11/01/08	Open	TT04-TX TERM Road & Bridge	AR-0026	State Pool	1,078.85	3.24	0.00	0.00	0.00	3.24	1,082.09
11/01/08	Open	TT05-TX TERM Drainage	AR-0027	State Pool	357.90	1.07	0.00	0.00	0.00	1.07	358.97
11/10/08	Open	LOG1-Logic- General	AR-0028	State Pool	46,354,472.65	149,696.70	0.00	0.00	0.00	149,696.70	46,504,169.35
11/10/08	Open	LOG2-Logic-Toll Rd.Operations	AR-0029	State Pool	10,296,893.86	-66,913.20	0.00	0.00	0.00	33,086.80	10,229,980.66
11/10/08	Open	LOG5-Logic-Drainage	AR-0032	State Pool	7,974,437.01	-474,525.11	0.00	0.00	0.00	25,474.89	7,499,911.90
11/10/08	Open	LOG8-Logic-Road & Bridge	AR-0035	State Pool	5,918,597.91	-2,234,405.24	0.00	0.00	0.00	15,594.76	3,684,192.67
08/31/16	Open	MB12-MBIA ESD 100 AGREEMENT	AR-0041	State Pool	10,586,468.65	33,589.32	0.00	0.00	0.00	33,589.32	10,620,057.97
08/31/16	Open	MB13-MBIA ASSISTANCE DIST #1	AR-0042	State Pool	11,611,249.37	36,840.81	0.00	0.00	0.00	36,840.81	11,648,090.18
08/31/16	Open	MB14-MBIA GR PARKWAY OPERATIONS	AR-0043	State Pool	54,471,702.77	5,177,715.75	0.00	0.00	0.00	177,715.75	59,649,418.52
05/12/20	Open	LO10-LOGIC-COUNTY'S CARE ACT	AR-0047	State Pool	6,066,570.92	-480,464.63	0.00	0.00	0.00	19,535.37	5,586,106.29
05/12/20	Open	MB18-MBIA COUNTY'S CARES ACT	AR-0048	State Pool	66,319,304.97	1,615,758.13	0.00	0.00	0.00	215,758.13	67,935,063.10
05/13/20	Open	MB19-MBIA FBC ASSIST. DIST. #2	AR-0049	State Pool	8,590,398.23	27,256.09	0.00	0.00	0.00	27,256.09	8,617,654.32
05/13/20	Open	MB20- MBIA FBC ASSIST. DIST. #4	AR-0050	State Pool	1,771,502.98	5,620.72	0.00	0.00	0.00	5,620.72	1,777,123.70
05/13/20	Open	MB21-MBIA FBC ASSIST. DIST. #6	AR-0051	State Pool	2,836,374.95	8,999.44	0.00	0.00	0.00	8,999.44	2,845,374.39
05/13/20	Open	MB23-MBIA JUVENILE	AR-0053	State Pool	1,972,777.57	15,509,098.56	0.00	0.00	0.00	9,098.56	17,481,876.13
05/13/20	Open	MB24-MBIA DEBT SERVICE	AR-0054	State Pool	9,119,067.78	28,933.45	0.00	0.00	0.00	28,933.45	9,148,001.23
05/13/20	Open	MB25-MBIA DRAINAGE DEBT SERVICE	AR-0055	State Pool	3,970,708.98	12,598.44	0.00	0.00	0.00	12,598.44	3,983,307.42
05/13/20	Open	MB26-FACILITIES BOND 2018	AR-0056	State Pool	3,979,632.10	-298,177.20	0.00	0.00	0.00	11,822.80	3,681,454.90
05/13/20	Open	MB27-MBIA TX HERITAGE PARKWAY	AR-0057	State Pool	1,995,890.24	6,332.66	0.00	0.00	0.00	6,332.66	2,002,222.90
08/02/21	Open	MB28-MBIA GRAND PARKWAY 2021	AR-0059	State Pool	21,787,759.72	-2,837,204.96	0.00	0.00	0.00	62,795.04	18,950,554.76
08/02/21	Open	MB29-MBIA SR LIEN TOLL RD 2021	AR-0060	State Pool	47,780,354.40	2,152,258.59	0.00	0.00	0.00	152,258.59	49,932,612.99
08/02/21	Open	MB30-MBIA FLOOD PRO DRAINAGE 20	AR-0061	State Pool	16,817,507.04	-572,776.69	0.00	0.00	0.00	52,223.31	16,244,730.35
03/11/22	Open	MB31-MBIA FBC ASSIST DIST #9	AR-0062	State Pool	2,825,849.43	8,965.98	0.00	0.00	0.00	8,965.98	2,834,815.41
03/11/22	Open	MB32-MBIA FBC ASSIST DIST #11	AR-0063	State Pool	4,846,319.29	2,016,035.19	0.00	0.00	0.00	16,035.19	6,862,354.48
03/14/22	Open	MB36-MBIA FEE OFFICER	AR-0065	State Pool	1,804,943.35	772.22	0.00	0.00	0.00	5,715.57	1,805,715.57
03/14/22	Open	MB37-MBIA FBC ASSIST DIST #7	AR-0066	State Pool	1,815,272.71	5,759.60	0.00	0.00	0.00	5,759.60	1,821,032.31
03/14/22	Open	MB38-MBIA 2020A FBC TAX NOTE	AR-0067	State Pool	1,315,609.73	4,174.23	0.00	0.00	0.00	4,174.23	1,319,783.96
04/01/22	Open	LO11-Logic-Moblity Proj 2022	AR-0070	State Pool	0.70	0.00	0.00	0.00	0.00	0.00	0.70
04/01/22	Open	LO12-Logic-Cert of Oblig 22	AR-0071	State Pool	1,365,671.71	-1,363,146.69	0.00	0.00	0.00	2,525.02	2,525.02
State Pool Total					**494,855,306.46**	**-9,104,309.79**	**0.00**	**0.00**	**0.00**	**1,546,361.92**	**485,750,996.67**
Investment Total					**558,255,220.39**	**-25,014,181.19**	**0.00**	**0.00**	**0.00**	**1,560,266.32**	**533,241,039.20**

Interest Accrual
Ft. Bend County
Effective Interest - Actual Life
Receipts in Period
11/01/22 - 11/30/22

CUSIP	Invest Number	Security Description	Purchase Date	Sale Date	Yield Earned	Ending Par Val/Shares	Ending Amor Val/Cost	Purchased Interest	Int/Div Rec In the Perd	Int/Div Accrued In the Perd	PTD Purch Received	Int/Div Rec Purch/Date	Int/Div Accrued Purch/Date
09 - Temporary Holding													
Money Market													
Cadence-Money Market Accts	AR-0058	Money Market	01/31/21	Open	0.2691	47,490,042.53	47,490,042.53	0.00	13,904.40	0.00	0.00	1,809,071.41	0.00
Money Market Total					**0.2691**	**47,490,042.53**	**47,490,042.53**	**0.00**	**13,904.40**	**0.00**	**0.00**	**1,809,071.41**	**0.00**
09 - Temporary Holding Total					**0.2691**	**47,490,042.53**	**47,490,042.53**	**0.00**	**13,904.40**	**0.00**	**0.00**	**1,809,071.41**	**0.00**
130 - Assistance Dist #1													
State Pool													
MB13-MBIA ASSISTANCE DIST #1	AR-0042	State Pool	08/31/16	Open	3.8599	11,648,090.18	11,648,090.18	0.00	36,840.81	0.00	0.00	241,612.87	0.00
State Pool Total					**3.8599**	**11,648,090.18**	**11,648,090.18**	**0.00**	**36,840.81**	**0.00**	**0.00**	**241,612.87**	**0.00**
130 - Assistance Dist #1 Total					**3.8599**	**11,648,090.18**	**11,648,090.18**	**0.00**	**36,840.81**	**0.00**	**0.00**	**241,612.87**	**0.00**
145 - ESD 100 Agreement													
State Pool													
MB12-MBIA ESD 100 AGREEMENT	AR-0041	State Pool	08/31/16	Open	3.8599	10,620,057.97	10,620,057.97	0.00	33,589.32	0.00	0.00	218,499.21	0.00
State Pool Total					**3.8599**	**10,620,057.97**	**10,620,057.97**	**0.00**	**33,589.32**	**0.00**	**0.00**	**218,499.21**	**0.00**
145 - ESD 100 Agreement Total					**3.8599**	**10,620,057.97**	**10,620,057.97**	**0.00**	**33,589.32**	**0.00**	**0.00**	**218,499.21**	**0.00**
810 - FBC Toll Road Operations													
State Pool													
TT02-TX TERM Toll Rd. Operation	AR-0024	State Pool	11/01/08	Open	0.0000	0.00	0.00	0.00	0.00	0.00	0.00	0.00	0.00
State Pool Total					**0.0000**	**0.00**	**0.00**	**0.00**	**0.00**	**0.00**	**0.00**	**0.00**	**0.00**
810 - FBC Toll Road Operations Total					**0.0000**	**0.00**	**0.00**	**0.00**	**0.00**	**0.00**	**0.00**	**0.00**	**0.00**
815 - Grand Parkway Operations													
State Pool													
MB14-MBIA GR PARKWAY OPERATIONS	AR-0043	State Pool	08/31/16	Open	3.8626	59,649,418.52	59,649,418.52	0.00	177,715.75	0.00	0.00	949,413.04	0.00
State Pool Total					**3.8626**	**59,649,418.52**	**59,649,418.52**	**0.00**	**177,715.75**	**0.00**	**0.00**	**949,413.04**	**0.00**
815 - Grand Parkway Operations Total					**3.8626**	**59,649,418.52**	**59,649,418.52**	**0.00**	**177,715.75**	**0.00**	**0.00**	**949,413.04**	**0.00**
LO10 - LOGIC COUNTYS CARES ACT													
State Pool													
LO10-LOGIC-COUNTY'S CARE ACT	AR-0047	State Pool	05/12/20	Open	3.9282	5,586,106.29	5,586,106.29	0.00	19,535.37	0.00	0.00	232,106.29	0.00
State Pool Total					**3.9282**	**5,586,106.29**	**5,586,106.29**	**0.00**	**19,535.37**	**0.00**	**0.00**	**232,106.29**	**0.00**
LO10 - LOGIC COUNTYS CARES ACT Total					**3.9282**	**5,586,106.29**	**5,586,106.29**	**0.00**	**19,535.37**	**0.00**	**0.00**	**232,106.29**	**0.00**
LO11 - Logic Mobility Projects 2022													
State Pool													
LO11-Logic-Moblity Proj 2022	AR-0070	State Pool	04/01/22	Open	3.1167	0.70	0.70	0.00	0.00	0.00	0.00	48,708.58	0.00
State Pool Total					**3.1167**	**0.70**	**0.70**	**0.00**	**0.00**	**0.00**	**0.00**	**48,708.58**	**0.00**
LO11 - Logic Mobility Projects 2022 Total					**3.1167**	**0.70**	**0.70**	**0.00**	**0.00**	**0.00**	**0.00**	**48,708.58**	**0.00**
LO12 - Logic Cert of Obligation 2022													
State Pool													
LO12-Logic-Cert of Oblig 22	AR-0071	State Pool	04/01/22	Open	3.8648	2,525.02	2,525.02	0.00	2,525.02	0.00	0.00	68,196.73	0.00
State Pool Total					**3.8648**	**2,525.02**	**2,525.02**	**0.00**	**2,525.02**	**0.00**	**0.00**	**68,196.73**	**0.00**
LO12 - Logic Cert of Obligation 2022 Total					**3.8648**	**2,525.02**	**2,525.02**	**0.00**	**2,525.02**	**0.00**	**0.00**	**68,196.73**	**0.00**
LOG1 - LOGIC GENERAL													
State Pool													
LOG1-Logic- General	AR-0028	State Pool	11/10/08	Open	3.9287	46,504,169.35	46,504,169.35	0.00	149,696.70	0.00	0.00	1,574,602.33	0.00
State Pool Total					**3.9287**	**46,504,169.35**	**46,504,169.35**	**0.00**	**149,696.70**	**0.00**	**0.00**	**1,574,602.33**	**0.00**
LOG1 - LOGIC GENERAL Total					**3.9287**	**46,504,169.35**	**46,504,169.35**	**0.00**	**149,696.70**	**0.00**	**0.00**	**1,574,602.33**	**0.00**
LOG2 - LOGIC TOLL OPERATIONS													

Interest Accrual
Ft. Bend County
Effective Interest - Actual Life
Receipts in Period
11/01/22 - 11/30/22

CUSIP	Invest Number	Security Description	Purchase Date	Sale Date	Yield Earned	Ending Par Val/Shares	Ending Amor Val/Cost	Purchased Interest	Int/Div Rec In the Perd	Int/Div Accrued In the Perd	PTD Purch Received	Int/Div Rec Purch/Date	Int/Div Accrued Purch/Date
State Pool													
LOG2-Logic-Toll Rd.Operations	AR-0029	State Pool	11/10/08	Open	3.9281	10,229,980.66	10,229,980.66	0.00	33,086.80	0.00	0.00	391,311.74	0.00
State Pool Total					**3.9281**	**10,229,980.66**	**10,229,980.66**	**0.00**	**33,086.80**	**0.00**	**0.00**	**391,311.74**	**0.00**
LOG2 - LOGIC TOLL OPERATIONS Total					**3.9281**	**10,229,980.66**	**10,229,980.66**	**0.00**	**33,086.80**	**0.00**	**0.00**	**391,311.74**	**0.00**
LOG5 - LOGIC DRAINAGE													
State Pool													
LOG5-Logic-Drainage	AR-0032	State Pool	11/10/08	Open	3.9273	7,499,911.90	7,499,911.90	0.00	25,474.89	0.00	0.00	132,155.67	0.00
State Pool Total					**3.9273**	**7,499,911.90**	**7,499,911.90**	**0.00**	**25,474.89**	**0.00**	**0.00**	**132,155.67**	**0.00**
LOG5 - LOGIC DRAINAGE Total					**3.9273**	**7,499,911.90**	**7,499,911.90**	**0.00**	**25,474.89**	**0.00**	**0.00**	**132,155.67**	**0.00**
LOG8 - LOGIC ROAD & BRIDGE													
State Pool													
LOG8-Logic-Road & Bridge	AR-0035	State Pool	11/10/08	Open	3.9088	3,684,192.67	3,684,192.67	0.00	15,594.76	0.00	0.00	139,680.19	0.00
State Pool Total					**3.9088**	**3,684,192.67**	**3,684,192.67**	**0.00**	**15,594.76**	**0.00**	**0.00**	**139,680.19**	**0.00**
LOG8 - LOGIC ROAD & BRIDGE Total					**3.9088**	**3,684,192.67**	**3,684,192.67**	**0.00**	**15,594.76**	**0.00**	**0.00**	**139,680.19**	**0.00**
MB02 - MBIA GENERAL													
State Pool													
MB02-MBIA General	AR-0015	State Pool	11/01/08	Open	3.8298	19,910,732.14	19,910,732.14	0.00	136,227.05	0.00	0.00	1,622,417.16	0.00
State Pool Total					**3.8298**	**19,910,732.14**	**19,910,732.14**	**0.00**	**136,227.05**	**0.00**	**0.00**	**1,622,417.16**	**0.00**
MB02 - MBIA GENERAL Total					**3.8298**	**19,910,732.14**	**19,910,732.14**	**0.00**	**136,227.05**	**0.00**	**0.00**	**1,622,417.16**	**0.00**
MB03 - MBIA ROAD & BRIDGE													
State Pool													
MB03-MBIA Road & Bridge	AR-0016	State Pool	11/01/08	Open	3.8599	242,141.46	242,141.46	0.00	765.85	0.00	0.00	132,880.61	0.00
State Pool Total					**3.8599**	**242,141.46**	**242,141.46**	**0.00**	**765.85**	**0.00**	**0.00**	**132,880.61**	**0.00**
MB03 - MBIA ROAD & BRIDGE Total					**3.8599**	**242,141.46**	**242,141.46**	**0.00**	**765.85**	**0.00**	**0.00**	**132,880.61**	**0.00**
MB04 - MBIA DRAINAGE													
State Pool													
MB04-MBIA Drainage	AR-0017	State Pool	11/01/08	Open	3.8517	7,178,947.62	7,178,947.62	0.00	23,815.09	0.00	0.00	289,206.10	2,620.73
State Pool Total					**3.8517**	**7,178,947.62**	**7,178,947.62**	**0.00**	**23,815.09**	**0.00**	**0.00**	**289,206.10**	**2,620.73**
MB04 - MBIA DRAINAGE Total					**3.8517**	**7,178,947.62**	**7,178,947.62**	**0.00**	**23,815.09**	**0.00**	**0.00**	**289,206.10**	**2,620.73**
MB06 - MBIA TOLL RD OPERATIONS													
State Pool													
MB06-MBIA Toll Rd. Operations	AR-0019	State Pool	11/01/08	Open	3.8640	85,747,433.85	85,747,433.85	0.00	257,135.91	0.00	0.00	1,434,600.29	38,363.64
State Pool Total					**3.8640**	**85,747,433.85**	**85,747,433.85**	**0.00**	**257,135.91**	**0.00**	**0.00**	**1,434,600.29**	**38,363.64**
MB06 - MBIA TOLL RD OPERATIONS Total					**3.8640**	**85,747,433.85**	**85,747,433.85**	**0.00**	**257,135.91**	**0.00**	**0.00**	**1,434,600.29**	**38,363.64**
MB18 - MBIA COUNTYS CARES ACT													
State Pool													
MB18-MBIA COUNTY'S CARES ACT	AR-0048	State Pool	05/12/20	Open	3.8619	67,935,063.10	67,935,063.10	0.00	215,758.13	0.00	0.00	636,982.56	0.00
State Pool Total					**3.8619**	**67,935,063.10**	**67,935,063.10**	**0.00**	**215,758.13**	**0.00**	**0.00**	**636,982.56**	**0.00**
MB18 - MBIA COUNTYS CARES ACT Total					**3.8619**	**67,935,063.10**	**67,935,063.10**	**0.00**	**215,758.13**	**0.00**	**0.00**	**636,982.56**	**0.00**
MB19 - MBIA FBC ASSIST DIST #2													
State Pool													
MB19-MBIA FBC ASSIST. DIST. #2	AR-0049	State Pool	05/13/20	Open	3.8599	8,617,654.32	8,617,654.32	0.00	27,256.09	0.00	0.00	117,654.32	0.00
State Pool Total					**3.8599**	**8,617,654.32**	**8,617,654.32**	**0.00**	**27,256.09**	**0.00**	**0.00**	**117,654.32**	**0.00**
MB19 - MBIA FBC ASSIST DIST #2 Total					**3.8599**	**8,617,654.32**	**8,617,654.32**	**0.00**	**27,256.09**	**0.00**	**0.00**	**117,654.32**	**0.00**
MB20 - MBIA FBC ASSIST DIST #4													
State Pool													

Interest Accrual
Ft. Bend County
Effective Interest - Actual Life
Receipts in Period
11/01/22 - 11/30/22

CUSIP	Invest Number	Security Description	Purchase Date	Sale Date	Yield Earned	Ending Par Val/Shares	Ending Amor Val/Cost	Purchased Interest	Int/Div Rec In the Perd	Int/Div Accrued In the Perd	PTD Purch Received	Int/Div Rec Purch/Date	Int/Div Accrued Purch/Date
MB20- MBIA FBC ASSIST. DIST. #4	AR-0050	State Pool	05/13/20	Open	3.8599	1,777,123.70	1,777,123.70	0.00	5,620.72	0.00	0.00	27,123.70	0.00
State Pool Total					**3.8599**	**1,777,123.70**	**1,777,123.70**	**0.00**	**5,620.72**	**0.00**	**0.00**	**27,123.70**	**0.00**
MB20 - MBIA FBC ASSIST DIST #4 Total					**3.8599**	**1,777,123.70**	**1,777,123.70**	**0.00**	**5,620.72**	**0.00**	**0.00**	**27,123.70**	**0.00**
MB21 - MBIA ASSIST DIST #6													
State Pool													
MB21-MBIA FBC ASSIST. DIST. #6	AR-0051	State Pool	05/13/20	Open	3.8599	2,845,374.39	2,845,374.39	0.00	8,999.44	0.00	0.00	45,374.39	0.00
State Pool Total					**3.8599**	**2,845,374.39**	**2,845,374.39**	**0.00**	**8,999.44**	**0.00**	**0.00**	**45,374.39**	**0.00**
MB21 - MBIA ASSIST DIST #6 Total					**3.8599**	**2,845,374.39**	**2,845,374.39**	**0.00**	**8,999.44**	**0.00**	**0.00**	**45,374.39**	**0.00**
MB23 - MBIA JUVENILE													
State Pool													
MB23-MBIA JUVENILE	AR-0053	State Pool	05/13/20	Open	3.9212	17,481,876.13	17,481,876.13	0.00	9,098.56	0.00	0.00	98,109.76	0.00
State Pool Total					**3.9212**	**17,481,876.13**	**17,481,876.13**	**0.00**	**9,098.56**	**0.00**	**0.00**	**98,109.76**	**0.00**
MB23 - MBIA JUVENILE Total					**3.9212**	**17,481,876.13**	**17,481,876.13**	**0.00**	**9,098.56**	**0.00**	**0.00**	**98,109.76**	**0.00**
MB24 - MBIA DEBT SERVICE													
State Pool													
MB24-MBIA DEBT SERVICE	AR-0054	State Pool	05/13/20	Open	3.8599	9,148,001.23	9,148,001.23	0.00	28,933.45	0.00	0.00	272,723.99	0.00
State Pool Total					**3.8599**	**9,148,001.23**	**9,148,001.23**	**0.00**	**28,933.45**	**0.00**	**0.00**	**272,723.99**	**0.00**
MB24 - MBIA DEBT SERVICE Total					**3.8599**	**9,148,001.23**	**9,148,001.23**	**0.00**	**28,933.45**	**0.00**	**0.00**	**272,723.99**	**0.00**
MB25 - MBIA DRAINAGE DEBT SERVICE													
State Pool													
MB25-MBIA DRAINAGE DEBT SERVICE	AR-0055	State Pool	05/13/20	Open	3.8599	3,983,307.42	3,983,307.42	0.00	12,598.44	0.00	0.00	58,307.42	0.00
State Pool Total					**3.8599**	**3,983,307.42**	**3,983,307.42**	**0.00**	**12,598.44**	**0.00**	**0.00**	**58,307.42**	**0.00**
MB25 - MBIA DRAINAGE DEBT SERVICE Total					**3.8599**	**3,983,307.42**	**3,983,307.42**	**0.00**	**12,598.44**	**0.00**	**0.00**	**58,307.42**	**0.00**
MB26 - MBIA FACILITIES BOND 2018													
State Pool													
MB26-FACILITIES BOND 2018	AR-0056	State Pool	05/13/20	Open	3.8543	3,681,454.90	3,681,454.90	0.00	11,822.80	0.00	0.00	106,454.90	0.00
State Pool Total					**3.8543**	**3,681,454.90**	**3,681,454.90**	**0.00**	**11,822.80**	**0.00**	**0.00**	**106,454.90**	**0.00**
MB26 - MBIA FACILITIES BOND 2018 Total					**3.8543**	**3,681,454.90**	**3,681,454.90**	**0.00**	**11,822.80**	**0.00**	**0.00**	**106,454.90**	**0.00**
MB27 - MBIA TX HERITAGE PARKWAY 2020													
State Pool													
MB27-MBIA TX HERITAGE PARKWAY	AR-0057	State Pool	05/13/20	Open	3.8599	2,002,222.90	2,002,222.90	0.00	6,332.66	0.00	0.00	72,602.25	0.00
State Pool Total					**3.8599**	**2,002,222.90**	**2,002,222.90**	**0.00**	**6,332.66**	**0.00**	**0.00**	**72,602.25**	**0.00**
MB27 - MBIA TX HERITAGE PARKWAY 2020 Total					**3.8599**	**2,002,222.90**	**2,002,222.90**	**0.00**	**6,332.66**	**0.00**	**0.00**	**72,602.25**	**0.00**
MB28 - MBIAGrand Parkway 2021													
State Pool													
MB28-MBIA GRAND PARKWAY 2021	AR-0059	State Pool	08/02/21	Open	3.8548	18,950,554.76	18,950,554.76	0.00	62,795.04	0.00	0.00	350,554.76	0.00
State Pool Total					**3.8548**	**18,950,554.76**	**18,950,554.76**	**0.00**	**62,795.04**	**0.00**	**0.00**	**350,554.76**	**0.00**
MB28 - MBIAGrand Parkway 2021 Total					**3.8548**	**18,950,554.76**	**18,950,554.76**	**0.00**	**62,795.04**	**0.00**	**0.00**	**350,554.76**	**0.00**
MB29 - MBIA Sr Lien 2021													
State Pool													
MB29-MBIA SR LIEN TOLL RD 2021	AR-0060	State Pool	08/02/21	Open	3.8605	49,932,612.99	49,932,612.99	0.00	152,258.59	0.00	0.00	732,612.99	0.00
State Pool Total					**3.8605**	**49,932,612.99**	**49,932,612.99**	**0.00**	**152,258.59**	**0.00**	**0.00**	**732,612.99**	**0.00**
MB29 - MBIA Sr Lien 2021 Total					**3.8605**	**49,932,612.99**	**49,932,612.99**	**0.00**	**152,258.59**	**0.00**	**0.00**	**732,612.99**	**0.00**
MB30 - MBIA Flood Proj Drainage 20													
State Pool													
MB30-MBIA FLOOD PRO DRAINAGE 20	AR-0061	State Pool	08/02/21	Open	3.8576	16,244,730.35	16,244,730.35	0.00	52,223.31	0.00	0.00	230,730.35	0.00

Interest Accrual
Ft. Bend County
Effective Interest - Actual Life
Receipts in Period
11/01/22 - 11/30/22

CUSIP	Invest Number	Security Description	Purchase Date	Sale Date	Yield Earned	Ending Par Val/Shares	Ending Amor Val/Cost	Purchased Interest	Int/Div Rec In the Perd	Int/Div Accrued In the Perd	PTD Purch Received	Int/Div Rec Purch/Date	Int/Div Accrued Purch/Date
State Pool Total					**3.8576**	**16,244,730.35**	**16,244,730.35**	**0.00**	**52,223.31**	**0.00**	**0.00**	**230,730.35**	**0.00**
MB30 - MBIA Flood Proj Drainage 20 Total					**3.8576**	**16,244,730.35**	**16,244,730.35**	**0.00**	**52,223.31**	**0.00**	**0.00**	**230,730.35**	**0.00**
MB31 - MBIA FBC ASSIST DIST #9													
State Pool													
MB31-MBIA FBC ASSIST DIST #9	AR-0062	State Pool	03/11/22	Open	3.8599	2,834,815.41	2,834,815.41	0.00	8,965.98	0.00	0.00	34,815.41	0.00
State Pool Total					**3.8599**	**2,834,815.41**	**2,834,815.41**	**0.00**	**8,965.98**	**0.00**	**0.00**	**34,815.41**	**0.00**
MB31 - MBIA FBC ASSIST DIST #9 Total					**3.8599**	**2,834,815.41**	**2,834,815.41**	**0.00**	**8,965.98**	**0.00**	**0.00**	**34,815.41**	**0.00**
MB32 - MBIA FBC ASSIST DIST #11													
State Pool													
MB32-MBIA FBC ASSIST DIST #11	AR-0063	State Pool	03/11/22	Open	3.8657	6,862,354.48	6,862,354.48	0.00	16,035.19	0.00	0.00	62,354.48	0.00
State Pool Total					**3.8657**	**6,862,354.48**	**6,862,354.48**	**0.00**	**16,035.19**	**0.00**	**0.00**	**62,354.48**	**0.00**
MB32 - MBIA FBC ASSIST DIST #11 Total					**3.8657**	**6,862,354.48**	**6,862,354.48**	**0.00**	**16,035.19**	**0.00**	**0.00**	**62,354.48**	**0.00**
MB36 - MBIA FEE OFFICER													
State Pool													
MB36-MBIA FEE OFFICER	AR-0065	State Pool	03/14/22	Open	3.8597	1,805,715.57	1,805,715.57	0.00	5,715.57	0.00	0.00	23,380.92	0.00
State Pool Total					**3.8597**	**1,805,715.57**	**1,805,715.57**	**0.00**	**5,715.57**	**0.00**	**0.00**	**23,380.92**	**0.00**
MB36 - MBIA FEE OFFICER Total					**3.8597**	**1,805,715.57**	**1,805,715.57**	**0.00**	**5,715.57**	**0.00**	**0.00**	**23,380.92**	**0.00**
MB37 - MBIA FBC ASSIST DIST #7													
State Pool													
MB37-MBIA FBC ASSIST DIST #7	AR-0066	State Pool	03/14/22	Open	3.8599	1,821,032.31	1,821,032.31	0.00	5,759.60	0.00	0.00	21,032.31	0.00
State Pool Total					**3.8599**	**1,821,032.31**	**1,821,032.31**	**0.00**	**5,759.60**	**0.00**	**0.00**	**21,032.31**	**0.00**
MB37 - MBIA FBC ASSIST DIST #7 Total					**3.8599**	**1,821,032.31**	**1,821,032.31**	**0.00**	**5,759.60**	**0.00**	**0.00**	**21,032.31**	**0.00**
MB38 - MBIA 2020A FBC TAX NOTE													
State Pool													
MB38-MBIA 2020A FBC TAX NOTE	AR-0067	State Pool	03/14/22	Open	3.8599	1,319,783.96	1,319,783.96	0.00	4,174.23	0.00	0.00	19,783.96	0.00
State Pool Total					**3.8599**	**1,319,783.96**	**1,319,783.96**	**0.00**	**4,174.23**	**0.00**	**0.00**	**19,783.96**	**0.00**
MB38 - MBIA 2020A FBC TAX NOTE Total					**3.8599**	**1,319,783.96**	**1,319,783.96**	**0.00**	**4,174.23**	**0.00**	**0.00**	**19,783.96**	**0.00**
TT00 - TEXAS TERM GENERAL													
State Pool													
TT00-TX TERM General	AR-0022	State Pool	11/01/08	Open	3.6539	1,085.31	1,085.31	0.00	3.25	0.00	0.00	21,470.08	0.00
State Pool Total					**3.6539**	**1,085.31**	**1,085.31**	**0.00**	**3.25**	**0.00**	**0.00**	**21,470.08**	**0.00**
TT00 - TEXAS TERM GENERAL Total					**3.6539**	**1,085.31**	**1,085.31**	**0.00**	**3.25**	**0.00**	**0.00**	**21,470.08**	**0.00**
TT02 - TEXAS TERM TOLL OPERATIONS													
State Pool													
TT02-TX TERM Toll Rd. Operation	AR-0024	State Pool	11/01/08	Open	3.6469	1,084.05	1,084.05	0.00	3.24	0.00	0.00	18,013.95	0.00
State Pool Total					**3.6469**	**1,084.05**	**1,084.05**	**0.00**	**3.24**	**0.00**	**0.00**	**18,013.95**	**0.00**
TT02 - TEXAS TERM TOLL OPERATIONS Total					**3.6469**	**1,084.05**	**1,084.05**	**0.00**	**3.24**	**0.00**	**0.00**	**18,013.95**	**0.00**
TT04 - TEXAS TERM ROAD & BRIDGE													
State Pool													
TT04-TX TERM Road & Bridge	AR-0026	State Pool	11/01/08	Open	3.6535	1,082.09	1,082.09	0.00	3.24	0.00	0.00	8,289.37	0.00
State Pool Total					**3.6535**	**1,082.09**	**1,082.09**	**0.00**	**3.24**	**0.00**	**0.00**	**8,289.37**	**0.00**
TT04 - TEXAS TERM ROAD & BRIDGE Total					**3.6535**	**1,082.09**	**1,082.09**	**0.00**	**3.24**	**0.00**	**0.00**	**8,289.37**	**0.00**
TT05 - TEXAS TERM DRAINAGE													
State Pool													
TT05-TX TERM Drainage	AR-0027	State Pool	11/01/08	Open	3.6371	358.97	358.97	0.00	1.07	0.00	0.00	5,038.25	0.00
State Pool Total					**3.6371**	**358.97**	**358.97**	**0.00**	**1.07**	**0.00**	**0.00**	**5,038.25**	**0.00**

Interest Accrual
Ft. Bend County
Effective Interest - Actual Life
Receipts in Period
11/01/22 - 11/30/22

CUSIP	Invest Number	Security Description	Purchase Date	Sale Date	Yield Earned	Ending Par Val/Shares	Ending Amor Val/Cost	Purchased Interest	Int/Div Rec In the Perd	Int/Div Accrued In the Perd	PTD Purch Received	Int/Div Rec Purch/Date	Int/Div Accrued Purch/Date
TT05 - TEXAS TERM DRAINAGE Total					3.6371	358.97	358.97	0.00	1.07	0.00	0.00	5,038.25	0.00

Premium/Discount Amortization

Ft. Bend County

Effective Interest - Actual Life
Receipts in Period
11/01/22 - 11/30/22

CUSIP	Invest Number	Security Description	Purchase Date	Amortiz Date	Yield Earned	Beginning Par Val/Shares	Beginning Unamor Val/Cost	Premium Discount	Ending Par Val/Shares	Ending Amor Val/Cost	Unamor Prem/Dscnt	Amortization In the Perd	Amortization Purch/Date
Money Market													
Cadence-Money Market Accts	AR-0058	Money Market	01/31/21	Open	0.2691	63,399,913.93	63,399,913.93	0.00	47,490,042.53	47,490,042.53	0.00	0.00	0.00
Money Market Total					**0.2691**	**63,399,913.93**	**63,399,913.93**	**0.00**	**47,490,042.53**	**47,490,042.53**	**0.00**	**0.00**	**0.00**
State Pool													
MB02-MBIA General	AR-0015	State Pool	11/01/08	Open	3.8298	54,769,561.74	54,769,561.74	0.00	19,910,732.14	19,910,732.14	0.00	0.00	0.00
MB03-MBIA Road & Bridge	AR-0016	State Pool	11/01/08	Open	3.8599	241,375.61	241,375.61	0.00	242,141.46	242,141.46	0.00	0.00	0.00
MB04-MBIA Drainage	AR-0017	State Pool	11/01/08	Open	3.8517	8,155,132.53	8,155,132.53	0.00	7,178,947.62	7,178,947.62	0.00	0.00	0.00
MB06-MBIA Toll Rd. Operations	AR-0019	State Pool	11/01/08	Open	3.8640	77,490,297.94	77,490,297.94	0.00	85,747,433.85	85,747,433.85	0.00	0.00	0.00
TT00-TX TERM General	AR-0022	State Pool	11/01/08	Open	3.6539	1,082.06	1,082.06	0.00	1,085.31	1,085.31	0.00	0.00	0.00
TT02-TX TERM Toll Rd. Operation	AR-0024	State Pool	11/01/08	Open	3.6469	1,080.81	1,080.81	0.00	1,084.05	1,084.05	0.00	0.00	0.00
TT04-TX TERM Road & Bridge	AR-0026	State Pool	11/01/08	Open	3.6535	1,078.85	1,078.85	0.00	1,082.09	1,082.09	0.00	0.00	0.00
TT05-TX TERM Drainage	AR-0027	State Pool	11/01/08	Open	3.6371	357.90	357.90	0.00	358.97	358.97	0.00	0.00	0.00
LOG1-Logic- General	AR-0028	State Pool	11/10/08	Open	3.9287	46,354,472.65	46,354,472.65	0.00	46,504,169.35	46,504,169.35	0.00	0.00	0.00
LOG2-Logic-Toll Rd.Operations	AR-0029	State Pool	11/10/08	Open	3.9281	10,296,893.86	10,296,893.86	0.00	10,229,980.66	10,229,980.66	0.00	0.00	0.00
LOG5-Logic-Drainage	AR-0032	State Pool	11/10/08	Open	3.9273	7,974,437.01	7,974,437.01	0.00	7,499,911.90	7,499,911.90	0.00	0.00	0.00
LOG8-Logic-Road & Bridge	AR-0035	State Pool	11/10/08	Open	3.9088	5,918,597.91	5,918,597.91	0.00	3,684,192.67	3,684,192.67	0.00	0.00	0.00
MB12-MBIA ESD 100 AGREEMENT	AR-0041	State Pool	08/31/16	Open	3.8599	10,586,468.65	10,586,468.65	0.00	10,620,057.97	10,620,057.97	0.00	0.00	0.00
MB13-MBIA ASSISTANCE DIST #1	AR-0042	State Pool	08/31/16	Open	3.8599	11,611,249.37	11,611,249.37	0.00	11,648,090.18	11,648,090.18	0.00	0.00	0.00
MB14-MBIA GR PARKWAY OPERATIONS	AR-0043	State Pool	08/31/16	Open	3.8626	54,471,702.77	54,471,702.77	0.00	59,649,418.52	59,649,418.52	0.00	0.00	0.00
LO10-LOGIC-COUNTY'S CARE ACT	AR-0047	State Pool	05/12/20	Open	3.9282	6,066,570.92	6,066,570.92	0.00	5,586,106.29	5,586,106.29	0.00	0.00	0.00
MB18-MBIA COUNTY'S CARES ACT	AR-0048	State Pool	05/12/20	Open	3.8619	66,319,304.97	66,319,304.97	0.00	67,935,063.10	67,935,063.10	0.00	0.00	0.00
MB19-MBIA FBC ASSIST. DIST. #2	AR-0049	State Pool	05/13/20	Open	3.8599	8,590,398.23	8,590,398.23	0.00	8,617,654.32	8,617,654.32	0.00	0.00	0.00
MB20- MBIA FBC ASSIST. DIST. #4	AR-0050	State Pool	05/13/20	Open	3.8599	1,771,502.98	1,771,502.98	0.00	1,777,123.70	1,777,123.70	0.00	0.00	0.00
MB21-MBIA FBC ASSIST. DIST. #6	AR-0051	State Pool	05/13/20	Open	3.8599	2,836,374.95	2,836,374.95	0.00	2,845,374.39	2,845,374.39	0.00	0.00	0.00
MB23-MBIA JUVENILE	AR-0053	State Pool	05/13/20	Open	3.9212	1,972,777.57	1,972,777.57	0.00	17,481,876.13	17,481,876.13	0.00	0.00	0.00
MB24-MBIA DEBT SERVICE	AR-0054	State Pool	05/13/20	Open	3.8599	9,119,067.78	9,119,067.78	0.00	9,148,001.23	9,148,001.23	0.00	0.00	0.00
MB25-MBIA DRAINAGE DEBT SERVICE	AR-0055	State Pool	05/13/20	Open	3.8599	3,970,708.98	3,970,708.98	0.00	3,983,307.42	3,983,307.42	0.00	0.00	0.00
MB26-FACILITIES BOND 2018	AR-0056	State Pool	05/13/20	Open	3.8543	3,979,632.10	3,979,632.10	0.00	3,681,454.90	3,681,454.90	0.00	0.00	0.00
MB27-MBIA TX HERITAGE PARKWAY	AR-0057	State Pool	05/13/20	Open	3.8599	1,995,890.24	1,995,890.24	0.00	2,002,222.90	2,002,222.90	0.00	0.00	0.00
MB28-MBIA GRAND PARKWAY 2021	AR-0059	State Pool	08/02/21	Open	3.8548	21,787,759.72	21,787,759.72	0.00	18,950,554.76	18,950,554.76	0.00	0.00	0.00
MB29-MBIA SR LIEN TOLL RD 2021	AR-0060	State Pool	08/02/21	Open	3.8605	47,780,354.40	47,780,354.40	0.00	49,932,612.99	49,932,612.99	0.00	0.00	0.00
MB30-MBIA FLOOD PRO DRAINAGE 20	AR-0061	State Pool	08/02/21	Open	3.8576	16,817,507.04	16,817,507.04	0.00	16,244,730.35	16,244,730.35	0.00	0.00	0.00
MB31-MBIA FBC ASSIST DIST #9	AR-0062	State Pool	03/11/22	Open	3.8599	2,825,849.43	2,825,849.43	0.00	2,834,815.41	2,834,815.41	0.00	0.00	0.00
MB32-MBIA FBC ASSIST DIST #11	AR-0063	State Pool	03/11/22	Open	3.8657	4,846,319.29	4,846,319.29	0.00	6,862,354.48	6,862,354.48	0.00	0.00	0.00
MB36-MBIA FEE OFFICER	AR-0065	State Pool	03/14/22	Open	3.8597	1,804,943.35	1,804,943.35	0.00	1,805,715.57	1,805,715.57	0.00	0.00	0.00
MB37-MBIA FBC ASSIST DIST #7	AR-0066	State Pool	03/14/22	Open	3.8599	1,815,272.71	1,815,272.71	0.00	1,821,032.31	1,821,032.31	0.00	0.00	0.00
MB38-MBIA 2020A FBC TAX NOTE	AR-0067	State Pool	03/14/22	Open	3.8599	1,315,609.73	1,315,609.73	0.00	1,319,783.96	1,319,783.96	0.00	0.00	0.00
LO11-Logic-Moblity Proj 2022	AR-0070	State Pool	04/01/22	Open	3.1167	0.70	0.70	0.00	0.70	0.70	0.00	0.00	0.00
LO12-Logic-Cert of Oblig 22	AR-0071	State Pool	04/01/22	Open	3.8648	1,365,671.71	1,365,671.71	0.00	2,525.02	2,525.02	0.00	0.00	0.00
State Pool Total					**3.8689**	**494,855,306.46**	**494,855,306.46**	**0.00**	**485,750,996.67**	**485,750,996.67**	**0.00**	**0.00**	**0.00**
Investment Total					**3.4568**	**558,255,220.39**	**558,255,220.39**	**0.00**	**533,241,039.20**	**533,241,039.20**	**0.00**	**0.00**	**0.00**

Open Investments
Ft. Bend County
Effective Interest - Actual Life
Receipts in Period
11/30/22

CUSIP	Invest Number	Security Description	Invest Class	Purchase Date	Call Date	Purchase Institut	SafeKeep Institut	Issuing Institut	Yield Matur	Yield Call	Original Unit Cost	Original Par Val/Shares	Original Princ/Cost	Orig Prem Discount	Ending Unit Price	Ending Par Val/Shares	Ending Amor Val/Cost	Unamor Prem/Dscnt
Money Market																		
Cadence-Money Market Accts	AR-0058	Money Market		01/31/21	Open	101	None	101	0.2500	0.2500	1.000000	210,194,488.52	210,194,488.52	0.00	1.000000	47,490,042.53	47,490,042.53	0.00
Money Market Total									**0.2500**	**0.2500**	**1.000000**	**210,194,488.52**	**210,194,488.52**	**0.00**	**1.000000**	**47,490,042.53**	**47,490,042.53**	**0.00**
State Pool																		
MB02-MBIA General	AR-0015	State Pool		11/01/08	Open	2000	None	2000	3.8546	3.8546	1.000000	17,374,917.83	17,374,917.83	0.00	1.000000	19,910,732.14	19,910,732.14	0.00
MB03-MBIA Road & Bridge	AR-0016	State Pool		11/01/08	Open	2000	None	2000	3.8546	3.8546	1.000000	2,856,438.24	2,856,438.24	0.00	1.000000	242,141.46	242,141.46	0.00
MB04-MBIA Drainage	AR-0017	State Pool		11/01/08	Open	2000	None	2000	3.8546	3.8546	1.000000	1,267,218.21	1,267,218.21	0.00	1.000000	7,178,947.62	7,178,947.62	0.00
MB06-MBIA Toll Rd. Operations	AR-0019	State Pool		11/01/08	Open	2000	None	2000	3.8546	3.8546	1.000000	3,143,377.27	3,143,377.27	0.00	1.000000	85,747,433.85	85,747,433.85	0.00
TT00-TX TERM General	AR-0022	State Pool		11/01/08	Open	2005	None	2005	3.6500	3.6500	1.000000	10,006,437.87	10,006,437.87	0.00	1.000000	1,085.31	1,085.31	0.00
TT02-TX TERM Toll Rd. Operation	AR-0024	State Pool		11/01/08	Open	2005	None	2005	3.6500	3.6500	0.000000	0.00	0.00	0.00	1.000000	1,084.05	1,084.05	0.00
TT04-TX TERM Road & Bridge	AR-0026	State Pool		11/01/08	Open	2005	None	2005	3.6500	3.6500	1.000000	10,463.28	10,463.28	0.00	1.000000	1,082.09	1,082.09	0.00
TT05-TX TERM Drainage	AR-0027	State Pool		11/01/08	Open	2005	None	2005	3.6500	3.6500	1.000000	109,774.61	109,774.61	0.00	1.000000	358.97	358.97	0.00
LOG1-Logic- General	AR-0028	State Pool		11/10/08	Open	200	None	200	3.9291	3.9291	1.000000	10,000,000.00	10,000,000.00	0.00	1.000000	46,504,169.35	46,504,169.35	0.00
LOG2-Logic-Toll Rd.Operations	AR-0029	State Pool		11/10/08	Open	200	None	200	3.9291	3.9291	1.000000	2,000,000.00	2,000,000.00	0.00	1.000000	10,229,980.66	10,229,980.66	0.00
LOG5-Logic-Drainage	AR-0032	State Pool		11/10/08	Open	200	None	200	3.9291	3.9291	1.000000	500,000.00	500,000.00	0.00	1.000000	7,499,911.90	7,499,911.90	0.00
LOG8-Logic-Road & Bridge	AR-0035	State Pool		11/10/08	Open	200	None	200	3.9291	3.9291	1.000000	1,000,000.00	1,000,000.00	0.00	1.000000	3,684,192.67	3,684,192.67	0.00
MB12-MBIA ESD 100 AGREEMENT	AR-0041	State Pool		08/31/16	Open	2000	None	2000	3.8546	3.8546	1.000000	3,900,000.00	3,900,000.00	0.00	1.000000	10,620,057.97	10,620,057.97	0.00
MB13-MBIA ASSISTANCE DIST #1	AR-0042	State Pool		08/31/16	Open	2000	None	2000	3.8546	3.8546	1.000000	10,000,000.00	10,000,000.00	0.00	1.000000	11,648,090.18	11,648,090.18	0.00
MB14-MBIA GR PARKWAY OPERATIONS	AR-0043	State Pool		08/31/16	Open	2000	None	2000	3.8546	3.8546	1.000000	8,500,000.00	8,500,000.00	0.00	1.000000	59,649,418.52	59,649,418.52	0.00
LO10-LOGIC-COUNTY'S CARE ACT	AR-0047	State Pool		05/12/20	Open	200	None	200	3.9291	3.9291	1.000000	67,000,000.00	67,000,000.00	0.00	1.000000	5,586,106.29	5,586,106.29	0.00
MB18-MBIA COUNTY'S CARES ACT	AR-0048	State Pool		05/12/20	Open	2000	None	2000	3.8546	3.8546	1.000000	67,000,000.00	67,000,000.00	0.00	1.000000	67,935,063.10	67,935,063.10	0.00
MB19-MBIA FBC ASSIST. DIST. #2	AR-0049	State Pool		05/13/20	Open	2000	None	2000	3.8546	3.8546	1.000000	2,500,000.00	2,500,000.00	0.00	1.000000	8,617,654.32	8,617,654.32	0.00
MB20- MBIA FBC ASSIST. DIST. #4	AR-0050	State Pool		05/13/20	Open	2000	None	2000	3.8546	3.8546	1.000000	1,250,000.00	1,250,000.00	0.00	1.000000	1,777,123.70	1,777,123.70	0.00
MB21-MBIA FBC ASSIST. DIST. #6	AR-0051	State Pool		05/13/20	Open	2000	None	2000	3.8546	3.8546	1.000000	2,000,000.00	2,000,000.00	0.00	1.000000	2,845,374.39	2,845,374.39	0.00
MB23-MBIA JUVENILE	AR-0053	State Pool		05/13/20	Open	2000	None	2000	3.8546	3.8546	1.000000	8,000,000.00	8,000,000.00	0.00	1.000000	17,481,876.13	17,481,876.13	0.00
MB24-MBIA DEBT SERVICE	AR-0054	State Pool		05/13/20	Open	2000	None	2000	3.8546	3.8546	1.000000	21,000,000.00	21,000,000.00	0.00	1.000000	9,148,001.23	9,148,001.23	0.00
MB25-MBIA DRAINAGE DEBT SERVICE	AR-0055	State Pool		05/13/20	Open	2000	None	2000	3.8546	3.8546	1.000000	1,000,000.00	1,000,000.00	0.00	1.000000	3,983,307.42	3,983,307.42	0.00
MB26-FACILITIES BOND 2018	AR-0056	State Pool		05/13/20	Open	2000	None	2000	3.8546	3.8546	1.000000	14,000,000.00	14,000,000.00	0.00	1.000000	3,681,454.90	3,681,454.90	0.00
MB27-MBIA TX HERITAGE PARKWAY	AR-0057	State Pool		05/13/20	Open	2000	None	2000	3.8546	3.8546	1.000000	17,000,000.00	17,000,000.00	0.00	1.000000	2,002,222.90	2,002,222.90	0.00
MB28-MBIA GRAND PARKWAY 2021	AR-0059	State Pool		08/02/21	Open	2000	None	2000	3.8546	3.8546	1.000000	25,000,000.00	25,000,000.00	0.00	1.000000	18,950,554.76	18,950,554.76	0.00
MB29-MBIA SR LIEN TOLL RD 2021	AR-0060	State Pool		08/02/21	Open	2000	None	2000	3.8546	3.8546	1.000000	68,000,000.00	68,000,000.00	0.00	1.000000	49,932,612.99	49,932,612.99	0.00
MB30-MBIA FLOOD PRO DRAINAGE 20	AR-0061	State Pool		08/02/21	Open	2000	None	2000	3.8546	3.8546	1.000000	10,000,000.00	10,000,000.00	0.00	1.000000	16,244,730.35	16,244,730.35	0.00
MB31-MBIA FBC ASSIST DIST #9	AR-0062	State Pool		03/11/22	Open	2000	None	2000	3.8546	3.8546	1.000000	2,000,000.00	2,000,000.00	0.00	1.000000	2,834,815.41	2,834,815.41	0.00
MB32-MBIA FBC ASSIST DIST #11	AR-0063	State Pool		03/11/22	Open	2000	None	2000	3.8546	3.8546	1.000000	3,000,000.00	3,000,000.00	0.00	1.000000	6,862,354.48	6,862,354.48	0.00
MB36-MBIA FEE OFFICER	AR-0065	State Pool		03/14/22	Open	2000	None	2000	3.8546	3.8546	1.000000	3,000,000.00	3,000,000.00	0.00	1.000000	1,805,715.57	1,805,715.57	0.00
MB37-MBIA FBC ASSIST DIST #7	AR-0066	State Pool		03/14/22	Open	2000	None	2000	3.8546	3.8546	1.000000	1,000,000.00	1,000,000.00	0.00	1.000000	1,821,032.31	1,821,032.31	0.00
MB38-MBIA 2020A FBC TAX NOTE	AR-0067	State Pool		03/14/22	Open	2000	None	2000	3.8546	3.8546	1.000000	2,000,000.00	2,000,000.00	0.00	1.000000	1,319,783.96	1,319,783.96	0.00
LO11-Logic-Moblity Proj 2022	AR-0070	State Pool		04/01/22	Open	200	None	200	3.1167	3.1167	1.000000	11,000,000.00	11,000,000.00	0.00	1.000000	0.70	0.70	0.00
LO12-Logic-Cert of Oblig 22	AR-0071	State Pool		04/01/22	Open	200	None	200	3.9291	3.9291	1.000000	11,000,000.00	11,000,000.00	0.00	1.000000	2,525.02	2,525.02	0.00
State Pool Total									**3.8659**	**3.8659**	**1.000000**	**407,418,627.31**	**407,418,627.31**	**0.00**	**1.000000**	**485,750,996.67**	**485,750,996.67**	**0.00**
Investment Total									**3.5439**	**3.5439**	**1.000000**	**617,613,115.83**	**617,613,115.83**	**0.00**	**1.000000**	**533,241,039.20**	**533,241,039.20**	**0.00**

Open Investments
Ft. Bend County
Effective Interest - Actual Life
Receipts in Period
11/30/22

Showing Ending Par Val/Shares: $533,241,039.20



FBC INVESTMENT TRAILING 12 MONTHS

Open Investments		FARMERS MAC DN	FFCB	FHLB	FHLMC	FNMA	FNMA DISCOUNT NOTE	State Pool	Prosperity Money Market	Prosperity - Invst. Acct.
$ 549,809,193	11/30/2021	$ -	$ -	$ -	$ -	$ -	$ -	$ 439,646,883	$ 126,598,274	$ -
$ 561,165,551	12/31/2021	$ -	$ -	$ -	$ -	$ -	$ -	$ 439,672,912	$ 121,492,639	$ -
$ 738,368,878	1/31/2022	$ -	$ -	$ -	$ -	$ -	$ -	$ 591,714,806	$ 146,654,072	$ -
$ 748,933,656	2/28/2022	$ -	$ -	$ -	$ -	$ -	$ -	$ 617,274,169	$ 131,659,487	$ -
$ 777,559,316	3/31/2022	$ -	$ -	$ -	$ -	$ -	$ -	$ 653,121,342	$ 124,437,974	$ -
$ 743,346,280	4/30/2022	$ -	$ -	$ -	$ -	$ -	$ -	$ 672,068,903	$ 71,277,377	$ -
$ 709,532,923	5/31/2022	$ -	$ -	$ -	$ -	$ -	$ -	$ 641,573,367	$ 67,959,556	$ -
$ 756,138,796	6/30/2022	$ -	$ -	$ -	$ -	$ -	$ -	$ 395,117,356	$ 361,021,440	$ -
$ 717,814,138	7/31/2022	$ -	$ -	$ -	$ -	$ -	$ -	$ 383,523,758	$ 334,290,380	$ -
$ 636,698,125	8/31/2022	$ -	$ -	$ -	$ -	$ -	$ -	$ 410,882,058	$ 225,816,067	$ -
$ 595,217,154	9/30/2022	$ -	$ -	$ -	$ -	$ -	$ -	$ 393,060,351	$ 202,156,803	$ -
$ 558,255,220	10/31/2022	$ -	$ -	$ -	$ -	$ -	$ -	$ 494,855,306	$ 63,399,914	$ -
$ 533,241,039	11/30/2022	$ -	$ -	$ -	$ -	$ -	$ -	$ 485,750,997	$ 47,490,042	$ -

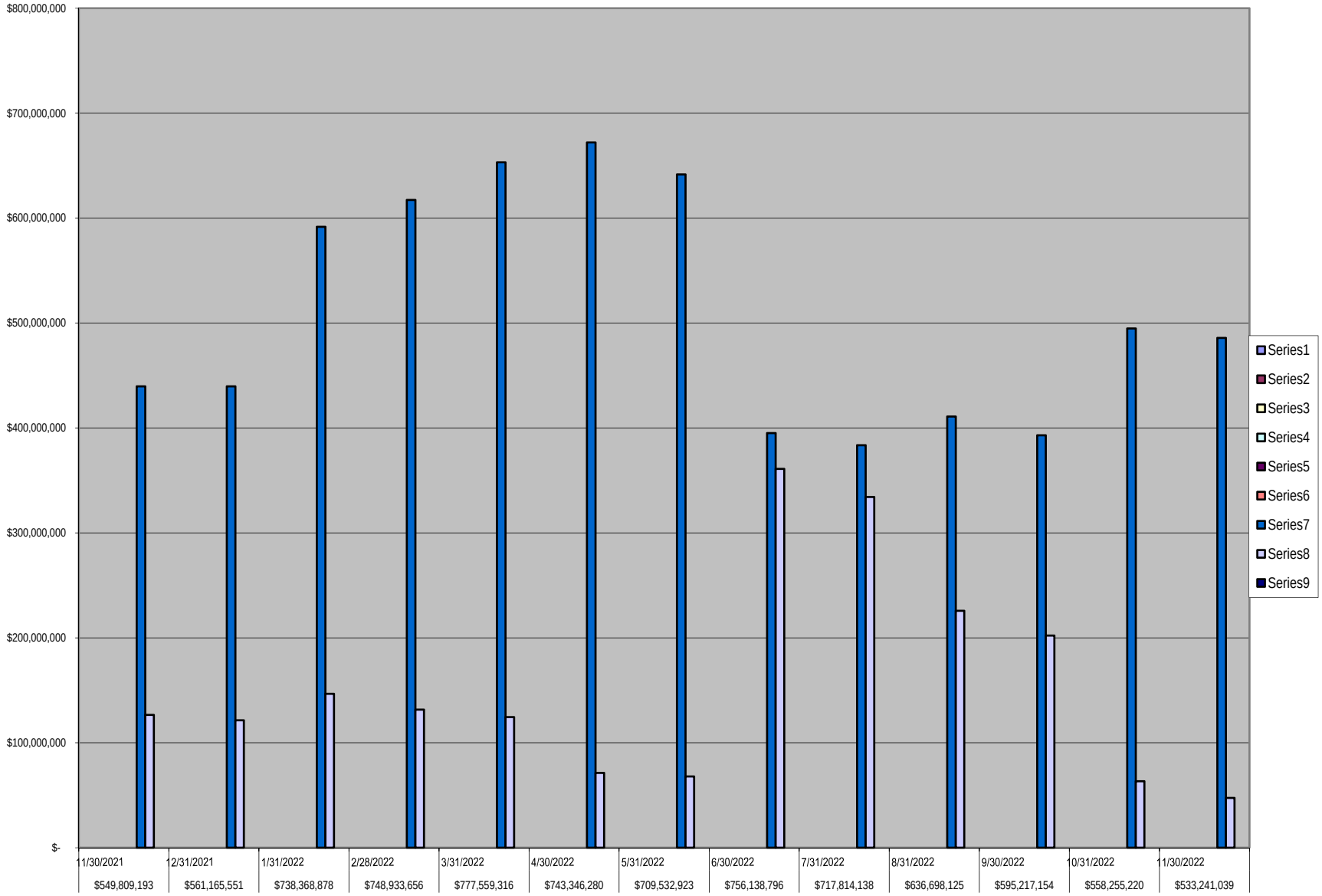
$800,000,000
$700,000,000
$600,000,000
$500,000,000
$400,000,000
$300,000,000
$200,000,000
$100,000,000
$-
11/30/2021
$549,809,193
12/31/2021
$561,165,551
1/31/2022
$738,368,878
2/28/2022
$748,933,656
3/31/2022
$777,559,316
4/30/2022
$743,346,280
5/31/2022
$709,532,923
6/30/2022
$756,138,796
7/31/2022
$717,814,138
8/31/2022
$636,698,125
9/30/2022
$595,217,154
10/31/2022
$558,255,220
11/30/2022
$533,241,039
Series1
Series2
Series3
Series4
Series5
Series6
Series7
Series8
Series9

CADENCE
BANK

November 15, 2022,

To whom it may concern,

In accordance with Cadence Bank's Depository Bid, the interest rate for the month of October 2022 is a fixed rate of 0.25 for all Fort Bend County interest-bearing accounts.

Sincerely,

Ana Medrano

Treasury Management Client Services
Cadence Bank N.A.

Texas CLASS®

Daily Rates

November 30, 2022

Texas CLASS

Texas CLASS AVERAGE MONTHLY YIELD: 3.8546%

Date	Dividend Rate	Daily Yield
11/01/2022	0.000091705	3.3472%
11/02/2022	0.000091847	3.3524%
11/03/2022	0.000093806	3.4239%
11/04/2022	0.000300420	3.6551%
11/05/2022	0.000000000	3.6551%
11/06/2022	0.000000000	3.6551%
11/07/2022	0.000104833	3.8264%
11/08/2022	0.000105393	3.8468%
11/09/2022	0.000105885	3.8648%
11/10/2022	0.000426588	3.8926%
11/11/2022	0.000000000	3.8926%
11/12/2022	0.000000000	3.8926%
11/13/2022	0.000000000	3.8926%
11/14/2022	0.000106903	3.9020%
11/15/2022	0.000107458	3.9223%
11/16/2022	0.000107932	3.9398%
11/17/2022	0.000108295	3.9527%
11/18/2022	0.000324666	3.9501%
11/19/2022	0.000000000	3.9501%
11/20/2022	0.000000000	3.9501%
11/21/2022	0.000108347	3.9547%
11/22/2022	0.000108863	3.9735%
11/23/2022	0.000218576	3.9890%
11/24/2022	0.000000000	3.9890%
11/25/2022	0.000327444	3.9839%
11/26/2022	0.000000000	3.9839%
11/27/2022	0.000000000	3.9839%
11/28/2022	0.000109187	3.9854%
11/29/2022	0.000109824	4.0086%
11/30/2022	0.000110208	4.0226%

Performance results are shown net of all fees and expenses and reflect the reinvestment of dividends and other earnings. Many factors affect performance including changes in market conditions and interest rates and in response to other economic, political, or financial developments. Investment involves risk including the possible loss of principal. No assurance can be given that the performance objectives of a given strategy will be achieved. **Past performance is no guarantee of future results. Any financial and/or investment decision may incur losses.**

November 30, 2022

TexasDAILY

Current Yield[1]: 3.78%

Historical Rates Monthly Distribution Yields[2]

	2012	2013	2014	2015	2016	2017	2018	2019	2020	2021	2022
January	0.08%	0.12%	0.04%	0.07%	0.35%	0.58%	1.34%	2.40%	1.61%	0.07%	0.02%
February	0.10%	0.10%	0.04%	0.08%	0.39%	0.59%	1.40%	2.40%	1.58%	0.05%	0.02%
March	0.10%	0.10%	0.04%	0.09%	0.41%	0.66%	1.50%	2.41%	1.20%	0.05%	0.14%
April	0.10%	0.08%	0.04%	0.09%	0.42%	0.75%	1.65%	2.42%	0.83%	0.05%	0.30%
May	0.12%	0.08%	0.04%	0.09%	0.43%	0.76%	1.75%	2.41%	0.41%	0.04%	0.68%
June	0.13%	0.05%	0.04%	0.09%	0.44%	0.85%	1.85%	2.41%	0.24%	0.03%	1.00%
July	0.13%	0.05%	0.05%	0.10%	0.45%	0.96%	1.96%	2.38%	0.22%	0.02%	1.49%
August	0.13%	0.05%	0.06%	0.11%	0.47%	1.00%	1.99%	2.21%	0.16%	0.02%	2.11%
September	0.13%	0.05%	0.06%	0.13%	0.50%	1.03%	2.03%	2.15%	0.14%	0.02%	2.43%
October	0.13%	0.04%	0.06%	0.15%	0.47%	1.05%	2.15%	1.97%	0.12%	0.02%	3.04%
November	0.13%	0.04%	0.06%	0.15%	0.45%	1.09%	2.21%	1.74%	0.10%	0.02%	3.65%
December	0.13%	0.04%	0.07%	0.23%	0.50%	1.21%	2.32%	1.66%	0.09%	0.02%	

Call toll-free
1-866-839-8376

Past performance is not indicative of future results and yields may vary.

(1) The current yield, which is also known as the current annualized yield or current seven-day yield, represents the net change, exclusive of capital changes and income other than investment income, in the value of a hypothetical account with a balance of one share (normally $1.00 per share) over a seven-day base period expressed as a percentage of the value of one share at the beginning of the seven-day period. This resulting net change in account value is then annualized by multiplying it by 365 and dividing the result by 7. The yields shown may reflect fee waivers by service providers that subsidize and reduce the total operating expenses of the TexasDAILY portfolio. Portfolio yields would be lower if there were no such waivers.

(2) The monthly distribution yield represents the sum of a month's one-day allocation factors divided by the number of days in that month, and multiplied by 365. The yields shown may reflect fee waivers by service providers that subsidize and reduce the total operating expenses of the TexasDAILY portfolio. Portfolio yields would be lower if there were no such waivers.

This information is for institutional investors, not for further distribution to retail investors, and does not represent an offer to sell or a solicitation of an offer to buy or sell any fund or other security. Investors should consider the Texas Range Investment Program's (the "Program's") investment objectives, risks, charges and expenses before investing. This and other information about the Program is available in the Program's Information Statement, which should be read carefully before investing. A copy of the Program's Information Statement may be obtained by calling 1-866-839-8376 or is available on the Program's website at www.texas-range.com. While TexasDAILY and TexasDAILY Select seek to maintain a stable net asset value of $1.00 per share and TexasTERM seeks to achieve a net asset value of $1.00 per share at its stated maturity, it is possible to lose money investing in the Program. An investment in the Program is not insured or guaranteed by the Federal Deposit Insurance Corporation or any other governmental agency. Shares of the Program are distributed by ***PFM Fund Distributors, Inc.****, member Financial Industry Regulatory Authority (FINRA) (www.finra.org) and Securities Investor Protection Corporation (SIPC) (www.sipc.org). PFM Fund Distributors, Inc. is an affiliate of PFM Asset Management LLC.*

LOGIC VERSUS 90-DAY TREASURY BILL

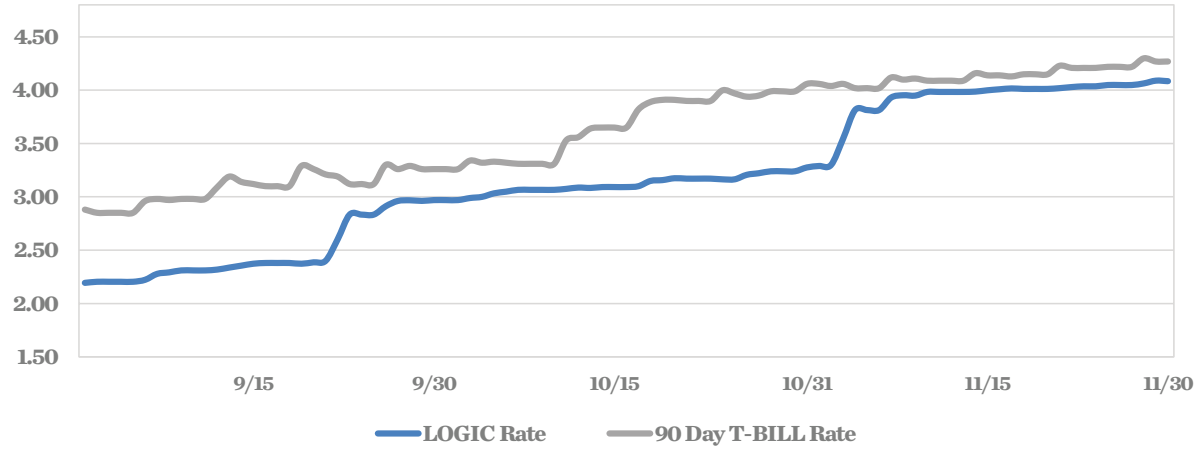

This material is for information purposes only. This information does not represent an offer to buy or sell a security. The above rate information is obtained from sources that are believed to be reliable; however, its accuracy or completeness may be subject to change. The LOGIC management fee may be waived in full or in part at the discretion of the LOGIC co-administrators and the LOGIC rate for the period shown reflects waiver of fees. This table represents historical investment performance/return to the customer, net of fees, and is not an indication of future performance. An investment in the security is not insured or guaranteed by the Federal Deposit Insurance Corporation or any other government agency. Although the issuer seeks to preserve the value of an investment of $1.00 per share, it is possible to lose money by investing in the security. Information about these and other program details are in the fund's Information Statement which should be read carefully before investing. The yield on the 90-Day Treasury Bill ("T-Bill Yield") is shown for comparative purposes only. When comparing the investment returns of the LOGIC pool to the T-Bill Yield, you should know that the LOGIC pool consists of allocations of specific diversified securities as detailed in the respective Information Statements. The T-Bill Yield is taken from Bloomberg Finance L.P. and represents the daily closing yield on the then current 90-Day T-Bill. The LOGIC yield is calculated in accordance with regulations governing the registration of open-end management investment companies under the Investment Company Act of 1940 as promulgated from time to time by the federal Securities and Exchange Commission.

DAILY SUMMARY FOR NOVEMBER 2022

DATE	MNY MKT FUND EQUIV. [SEC Std.]	DAILY ALLOCATION FACTOR	INVESTED BALANCE	MARKET VALUE PER SHARE	WAM DAYS (1)	WAL DAYS (2)
11/1/2022	3.2887%	0.000090101	$8,055,317,188.82	0.999563	12	77
11/2/2022	3.2976%	0.000090344	$8,077,485,426.54	0.999566	12	76
11/3/2022	3.5432%	0.000097075	$8,047,697,520.82	0.999557	14	80
11/4/2022	3.8131%	0.000104469	$8,041,396,795.54	0.999460	13	80
11/5/2022	3.8131%	0.000104469	$8,041,396,795.54	0.999460	13	80
11/6/2022	3.8131%	0.000104469	$8,041,396,795.54	0.999460	13	80
11/7/2022	3.9304%	0.000107682	$8,072,549,347.27	0.999584	15	80
11/8/2022	3.9520%	0.000108275	$8,192,331,755.32	0.999601	14	80
11/9/2022	3.9485%	0.000108178	$8,243,009,443.92	0.999620	15	79
11/10/2022	3.9831%	0.000109126	$8,256,000,985.65	0.999498	15	78
11/11/2022	3.9831%	0.000109126	$8,256,000,985.65	0.999498	15	78
11/12/2022	3.9831%	0.000109126	$8,256,000,985.65	0.999498	15	78
11/13/2022	3.9831%	0.000109126	$8,256,000,985.65	0.999498	15	78
11/14/2022	3.9862%	0.000109207	$8,362,012,961.76	0.999673	15	77
11/15/2022	3.9984%	0.000109545	$8,350,883,328.83	0.999686	15	77
11/16/2022	4.0079%	0.000109805	$8,288,253,227.34	0.999689	15	77
11/17/2022	4.0158%	0.000110021	$8,270,477,784.97	0.999692	15	76
11/18/2022	4.0114%	0.000109902	$8,269,292,007.51	0.999597	14	74
11/19/2022	4.0114%	0.000109902	$8,269,292,007.51	0.999597	14	74
11/20/2022	4.0114%	0.000109902	$8,269,292,007.51	0.999597	14	74
11/21/2022	4.0185%	0.000110096	$8,258,953,785.00	0.999717	15	75
11/22/2022	4.0287%	0.000110375	$8,258,962,678.75	0.999705	18	75
11/23/2022	4.0358%	0.000110571	$8,270,475,551.58	0.999666	17	74
11/24/2022	4.0358%	0.000110571	$8,270,475,551.58	0.999666	17	74
11/25/2022	4.0478%	0.000110900	$8,344,395,920.47	0.999648	17	74
11/26/2022	4.0478%	0.000110900	$8,344,395,920.47	0.999648	17	74
11/27/2022	4.0478%	0.000110900	$8,344,395,920.47	0.999648	17	74
11/28/2022	4.0631%	0.000111319	$8,380,298,458.40	0.999778	17	73
11/29/2022	4.0888%	0.000112022	$8,379,850,506.95	0.999789	18	73
11/30/2022	4.0839%	0.000111889	$8,345,214,441.03	0.999811	18	74
Average	**3.9291%**	**0.000107646**	**$8,237,116,902.40**		**15**	**76**

Cadence Bank
Money Market Accounts
November 30, 2022

FUND	DESCRIPTION	BEGINNING BALANCE	DEPOSITS	WITH-DRAWALS	INTEREST	ENDING BALANCE
100	General Operating	23,925,182.57	75,414,923.44	83,992,604.79	3,238.00	15,350,739.22
150	Juvenile Operations	26,638.03	19,139,662.68	17,996,349.95	697.72	1,170,648.48
155	Road & Bridge	99,933.09	2,781,959.04	2,313,493.32	49.99	568,448.80
160	Drainage District	12,413.58	1,504,443.47	1,160,060.68	34.86	356,831.23
165	Lateral Road	1,392,818.93	-		286.20	1,393,105.13
170	Statue Restoration	4,626.27	-	-	0.95	4,627.22
175	City Water Assistance	3,422.24	207.00	-	0.74	3,629.98
185	Entex Contributions	4.71	-	-	-	4.71
190	H L & P Assistance	18,860.06	15,000.00	11,829.80	2.89	22,033.15
195	County Law Library	1,255,556.52	32,502.13	58,006.06	254.16	1,230,306.75
200	Law Enforcement Academy	603,815.73	7,965.00	5,774.06	124.18	606,130.85
205	Surface Water Supply Corp.	8,361.15	-	-	1.72	8,362.87
206	Industrial Development Corp	1,437.69	-	639.60	0.29	798.38
207	FBC Historical Commission	7,113.77	-	100.00	1.46	7,015.23
215	Library Donations	98,907.14	979.52	998.53	20.22	98,908.35
225	FBC Asset Forfei.Task-State	772,079.90	1,736.84	24,265.15	155.37	749,706.96
235	Probate Court Training	167,805.29	885.02	-	34.58	168,724.89
245	Alert Program-Juvenile	55,890.70	-	-	11.48	55,902.18
255	D A Asset Forfeiture-Fed.	55.58	-	-	0.01	55.59
265	Gus George Memorial	4,702.65		-	0.97	4,703.62
275	D A Special Fund Run	10,139.55	-	-	2.08	10,141.63
280	Co.Atty.Supplemental Salary	259,266.27	-	7,716.95	52.15	251,601.47
290	VIT Interest (Tax Coll)	76,924.46	-	5,185.82	15.31	71,753.95
300	FBC Elections	361,898.77	38,861.00	136,764.64	79.47	264,074.60
310	Sheriff Ofc/Forfei.Assets-St.	695,959.05	38,845.69	7,918.46	146.15	727,032.43
315	Sheriff Ofc/Forfei.Assets-Fed.	33,091.89	9,604.00	12,000.00	7.31	30,703.20
320	Constable Pct. 2 F/A	24.10	-	-	-	24.10
322	Constable Pct 3 F/A	8,271.68	-	-	1.70	8,273.38
324	Constable Pct 1 F/A	0.76	-	-	-	0.76
332	Fire Marshal St. Ass't. Forfeiture	705.18	-	-	0.14	705.32
335	DA Asset Forfeit.-State	760,545.42	162,530.00	14,735.07	157.41	908,497.76
360	Law Enforcement Training	125,952.81	-	4,418.97	25.66	121,559.50
390	Child Protective Service IV-E	31,436.75	-	9,668.82	5.65	- 21,773.58
402	Hope 3 Program Sales	61.10	-	-	0.01	61.11

Cadence Bank
Money Market Accounts
November 30, 2022

410	Child Support IVD Reimb.	172,376.42	1,734.71	-	35.75	174,146.88
415	Local Law Enf.Block Grant	7,383.99	64,034.00	20,133.39	3.92	51,288.52
440	Supervision	4,735,570.55	1,135,922.19	541,143.15	930.89	5,331,280.48
470	FBC Assist District #16	89,782.66	11,343.71	27,777.49	15.20	73,364.08
471	FBC Assist District #17	3,138.69	494.00	-	0.70	3,633.39
472	FBC Assist District #18	51,404.51	2,239.43	-	10.82	53,654.76
473	FBC Assist District #19	104,209.71	17,374.53	20,538.32	20.06	101,065.98
474	FBC Assist District #20	294,457.30	10,679.83	9,019.97	60.27	296,177.43
475	FBC Assist District #21	6,613.91	441.20	-	1.41	7,056.52
476	FBC Assist District #22	945,430.53	41,691.34	-	199.12	987,320.99
600/605	Debt Service Account	253,457.81	303,321.88	279,484.28	65.32	277,360.73
610	Drainage Debt Service	19,163.52	9,699.33	-	4.75	28,867.60
750	Mission Bend/Four Corners	372,201.42	-	-	76.48	372,277.90
756	2018 Facilities Bond Projects	1,110.14	310,000.00	302,076.22	1.53	9,035.45
764	2020 Drainage Flood Projects	1,931.54	625,000.00	194,854.64	49.67	432,126.57
766	2020 Mobility - Tx Heritage Pkwy	67,153.62	15.00	11,760.00	11.87	55,420.49
768	2020A Tax Notes	198,855.80	-		40.86	198,896.66
771	2021 Tax Note Account	141,080.89	-	-	28.99	141,109.88
772	Certificate of Obligation 2022	6,114.49	1,365,671.71	705,834.79	10.95	665,962.36
774	2022 Mobility Projects	404,021.66	500,075.00	500,000.00	83.03	404,179.69
803	2021 FBCTRA Bond Projects	26,957.37	2,366,677.85	2,022,206.09	353.18	371,782.31
807	2021 Grand Pkwy Toll Rd Projects	85,819.96	2,900,000.00	2,842,319.81	23.28	143,523.43
810	Toll Road Operations	4,541,536.74	4,618,920.94	8,321,472.71	688.39	839,673.36
815	Grand Pkwy Toll Road Ops	2,395,883.69	3,377,275.85	5,273,117.46	521.45	500,563.53
860	EPI Center Enterprises	103,056.33	103,110.33	103,003.33	0.74	103,164.07
990	County's Cares Act	4,884,931.86	1,642,275.32	6,105,864.00	278.93	421,622.11
TREA	Treasurer's Account	1,307,168.21	41,841,860.98	42,200,970.99	2,808.26	950,866.46
INVE	FBC Investment Account	25.00	36,000,000.00	36,000,025.00	-	-
850M	Boon-Chapman Medical	2,677,179.57	2,000,930.64	3,726,934.32	367.16	951,543.05
850D	Boon-Chapman Dental	1,202,529.04	898.99	149,036.16	228.08	1,054,619.95
882	Boon-Chapman 125	442,060.85	78,354.94	51,895.31	95.95	468,616.43
884	Fee Officer's Account	1,152,723.15	1,676,645.91	1,592,877.15	-	1,236,491.91
912	JP Credit Card Processing	75,074.91	236,056.54	229,752.70	12.79	81,391.54
908	EMS Credit Card Processing	36,263.07	40,150.00	38,892.67	9.69	37,530.09
DACC	D A Credit Card Processing	8,621.17	13,049.89	7,564.03	2.85	14,109.88

Cadence Bank
Money Market Accounts
November 30, 2022

PTCC	Public Transportation Credit Cards	4,306.66	12,735.75	14,640.13	0.77	2,403.05
CSCC	CSCD Credit Card	264,128.00	258,543.41	282,224.72	42.76	240,489.45
LBCC	Library Credit Card	1,120.81	5,025.47	4,882.00	0.19	1,264.47
JUCC	Juvenile Credit Card	859.77	1,506.99	1,901.86	0.11	465.01
SOCC	Sheriff Credit Card	23,718.30	18,701.51	27,599.81	2.96	14,822.96
TRCC	Toll Road Permit Credit Card	1,425.16	1,616.16	166.32	0.45	2,875.45
130	Assistant Dist Number 1	244,240.68	622,748.29	76,027.30	117.98	791,079.65
131	Assistant Dist Number 2	459,116.81	257,813.62	-	124.36	717,054.79
133	Assistant Dist Number 4	549,958.66	135,622.07	110,355.04	112.34	575,338.03
134	Assistant Dist Number 5	584,113.27	18,689.46	-	122.20	602,924.93
135	Assistant Dist Number 6	486,308.91	194,864.15	692.14	122.55	680,603.47
136	Assistant Dist Number 7	329,980.05	136,450.42	141,152.68	60.49	325,338.28
137	Assistant Dist Number 8	124,934.59	3,079.17	6,554.59	24.95	121,484.12
138	Assistant Dist Number 9	472,190.64	146,351.25	75,027.00	112.72	543,627.61
139	Assistant Dist Number 10	1,047,826.49	72,972.99	131,107.38	222.01	989,914.11
140	Assistant Dist Number 11	576,788.54	1,689,712.67	2,000,000.00	274.17	266,775.38
141	Assistant District Number 12	101,909.00	18,648.77	-	22.86	120,580.63
145	Emergency Svc Dist 100	320,351.67	-	665.75	65.82	319,751.74
CCCA	Non Fee Officer CC Clearing Acct	79,828.92	41,993.34	98,251.51	5.58	23,576.33
JPMT	Juror Payments	37,056.02	30,214.00	27,485.02	8.33	39,793.33
EPEC	Engineering Permitting E-Check	8,212.39	14,500.00	14,617.39	1.29	8,096.29
JP41	JP 4 E-Filing	3,199.97	18,707.25	12,285.97	1.15	9,622.40
JP12	JP 1-2 E-Filing	2,785.36	4,250.00	5,748.36	0.12	1,287.12
JP21	JP 2-1 E-Filing	5,316.47	18,671.75	20,204.72	0.61	3,784.11
JP11	JP 1-1 E-Filing	1,301.26	3,594.50	4,447.26	0.16	448.66
JP31	JP 3 E-Filing	4,234.24	17,092.75	17,252.99	0.58	4,074.58
	EMS Patient Acct Svcs ACH	0.09	665,242.23	665,242.32	0.78	0.78
	Change Fund Clearing Acct	-	-	-	-	-
DCJS	DC Jury Summons Postage	20,004.25		4.25	4.11	20,004.11
	Elections CC Account	753.09	-	753.09	0.09	0.09
	Fire Marshal CC Account	4,750.39	27,100.00	25,900.39	0.74	5,950.74
	Total	63,399,913.93	204,882,498.84	220,806,274.64	13,904.40	47,490,042.53

Investment Report
Ft. Bend County
12/01/22 - 12/31/22

This report summarizes the investment position of Ft. Bend County for the period 12/01/22 to 12/31/22.

	11/30/22	12/31/22
Book Value	533,241,039.20	601,864,799.73
Market Value	533,241,039.20	601,864,799.73
Par Value	533,241,039.20	601,864,799.73
Change in Market Value		0.00
Weighted Average Maturity (in Days)	0	0
Weighted Average Yield-to-Maturity of Portfolio	3.5439%	3.8170%
Yield-to-Maturity of 90 Day T-Bill	4.1350%	4.2130%
Accrued Interest		0.00

This report is presented in accordance with the Texas Government Code Title 10 Section 2256.023. The below signed hereby certify that, to the best of their knowledge on the date this report was created, Ft. Bend County is in compliance with the provisions of Government Code 2256 and with the stated policies and strategies of Ft. Bend County.

Pamela Gubbels — 1/26/2023

Director of Finance & Investments — Date

30-JAN-2023

County Treasurer — Date

Investment Report
Ft. Bend County
12/01/22 - 12/31/22

Portfolio Composition - 11/30/22

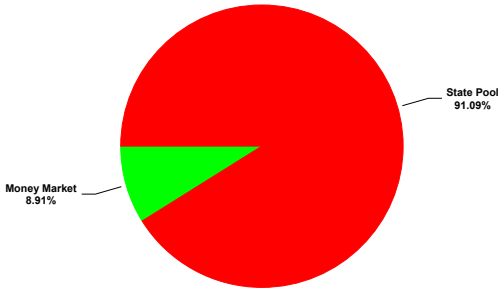

Portfolio Composition - 12/31/22

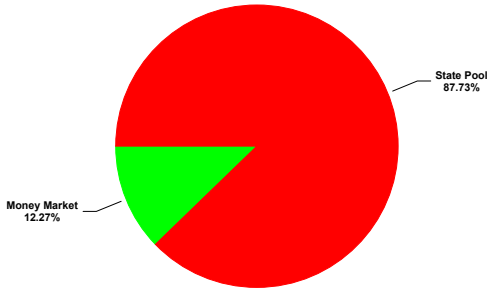

Maturity Aging - 11/30/22 vs 12/31/22

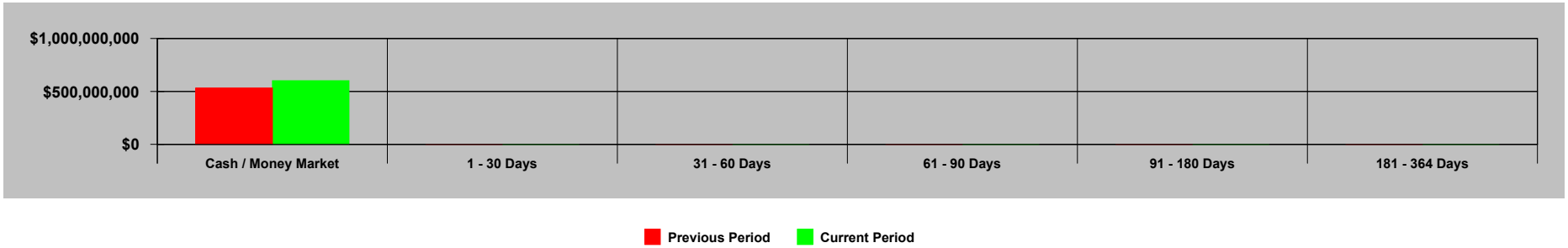

Portfolio Performance - 12/01/22 to 12/31/22

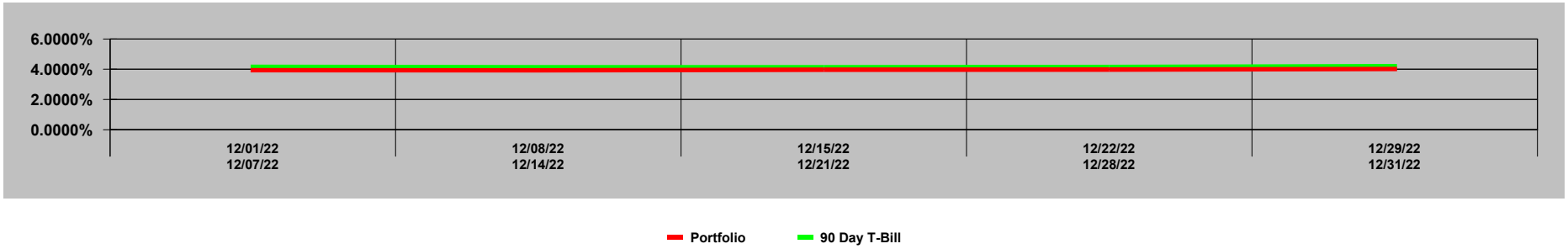

3

GASB 31 Compliance
Ft. Bend County
Effective Interest - Actual Life
Receipts in Period
12/01/22 - 12/31/22

CUSIP	Invest Number	Security Description	Purchase Date	Sale Date	Valuation Method	Yield Earned	Price Source 12/01/22	Beginning Unit Price	Par Value On 12/01/22	Reported Value 12/01/22	Purchase Cost	Sales Proceeds	Ending Unit Price	Par Value On 12/31/22	Price Source 12/31/22	Reported Value 12/31/22	Change in Fair Value	Interest	Net Investment Income
MB02-MBIA General	AR-0015	State Pool	11/01/08	Open	Fair Value	4.2923	Manual	1.000000	19,910,732.14	19,910,732.14	0.00	-10,067,744.69	1.000000	29,978,476.83	Manual	29,978,476.83	0.00	62,029.12	62,029.12
MB03-MBIA Road & Bridge	AR-0016	State Pool	11/01/08	Open	Fair Value	4.2235	Manual	1.000000	242,141.46	242,141.46	0.00	-2,502,373.10	1.000000	2,744,514.56	Manual	2,744,514.56	0.00	2,373.10	2,373.10
MB04-MBIA Drainage	AR-0017	State Pool	11/01/08	Open	Fair Value	4.3183	Manual	1.000000	7,178,947.62	7,178,947.62	0.00	-25,326.75	1.000000	7,204,274.37	Manual	7,204,274.37	0.00	25,326.75	25,326.75
MB06-MBIA Toll Rd. Operations	AR-0019	State Pool	11/01/08	Open	Fair Value	4.3209	Manual	1.000000	85,747,433.85	85,747,433.85	0.00	-3,318,266.23	1.000000	89,065,700.08	Manual	89,065,700.08	0.00	318,266.23	318,266.23
TT00-TX TERM General	AR-0022	State Pool	11/01/08	Open	Fair Value	4.1329	Manual	1.000000	1,085.31	1,085.31	0.00	-3.81	1.000000	1,089.12	Manual	1,089.12	0.00	3.81	3.81
TT02-TX TERM Toll Rd. Operation	AR-0024	State Pool	11/01/08	Open	Fair Value	4.1382	Manual	1.000000	1,084.05	1,084.05	0.00	-3.81	1.000000	1,087.86	Manual	1,087.86	0.00	3.81	3.81
TT04-TX TERM Road & Bridge	AR-0026	State Pool	11/01/08	Open	Fair Value	4.1348	Manual	1.000000	1,082.09	1,082.09	0.00	-3.80	1.000000	1,085.89	Manual	1,085.89	0.00	3.80	3.80
TT05-TX TERM Drainage	AR-0027	State Pool	11/01/08	Open	Fair Value	4.1323	Manual	1.000000	358.97	358.97	0.00	-1.26	1.000000	360.23	Manual	360.23	0.00	1.26	1.26
LOG1-Logic- General	AR-0028	State Pool	11/10/08	Open	Fair Value	4.3292	Manual	1.000000	46,504,169.35	46,504,169.35	0.00	14,882,369.55	1.000000	31,621,799.80	Manual	31,621,799.80	0.00	117,630.45	117,630.45
LOG2-Logic-Toll Rd.Operations	AR-0029	State Pool	11/10/08	Open	Fair Value	4.3331	Manual	1.000000	10,229,980.66	10,229,980.66	0.00	-37,652.10	1.000000	10,267,632.76	Manual	10,267,632.76	0.00	37,652.10	37,652.10
LOG5-Logic-Drainage	AR-0032	State Pool	11/10/08	Open	Fair Value	4.3331	Manual	1.000000	7,499,911.90	7,499,911.90	0.00	-27,603.91	1.000000	7,527,515.81	Manual	7,527,515.81	0.00	27,603.91	27,603.91
LOG8-Logic-Road & Bridge	AR-0035	State Pool	11/10/08	Open	Fair Value	4.3032	Manual	1.000000	3,684,192.67	3,684,192.67	0.00	988,655.83	1.000000	2,695,536.84	Manual	2,695,536.84	0.00	11,344.17	11,344.17
MB12-MBIA ESD 100 AGREEMENT	AR-0041	State Pool	08/31/16	Open	Fair Value	4.3239	Manual	1.000000	10,620,057.97	10,620,057.97	0.00	-39,004.91	1.000000	10,659,062.88	Manual	10,659,062.88	0.00	39,004.91	39,004.91
MB13-MBIA ASSISTANCE DIST #1	AR-0042	State Pool	08/31/16	Open	Fair Value	4.3313	Manual	1.000000	11,648,090.18	11,648,090.18	0.00	-1,044,752.71	1.000000	12,692,842.89	Manual	12,692,842.89	0.00	44,752.71	44,752.71
MB14-MBIA GR PARKWAY OPERATIONS	AR-0043	State Pool	08/31/16	Open	Fair Value	4.3210	Manual	1.000000	59,649,418.52	59,649,418.52	0.00	-2,221,302.31	1.000000	61,870,720.83	Manual	61,870,720.83	0.00	221,302.31	221,302.31
LO10-LOGIC-COUNTY'S CARE ACT	AR-0047	State Pool	05/12/20	Open	Fair Value	4.3331	Manual	1.000000	5,586,106.29	5,586,106.29	0.00	-20,560.02	1.000000	5,606,666.31	Manual	5,606,666.31	0.00	20,560.02	20,560.02
MB18-MBIA COUNTY'S CARES ACT	AR-0048	State Pool	05/12/20	Open	Fair Value	4.3217	Manual	1.000000	67,935,063.10	67,935,063.10	0.00	2,356,455.80	1.000000	65,578,607.30	Manual	65,578,607.30	0.00	243,544.20	243,544.20
MB19-MBIA FBC ASSIST. DIST. #2	AR-0049	State Pool	05/13/20	Open	Fair Value	4.3289	Manual	1.000000	8,617,654.32	8,617,654.32	0.00	-532,636.62	1.000000	9,150,290.94	Manual	9,150,290.94	0.00	32,636.62	32,636.62
MB20- MBIA FBC ASSIST. DIST. #4	AR-0050	State Pool	05/13/20	Open	Fair Value	4.3460	Manual	1.000000	1,777,123.70	1,777,123.70	0.00	-507,513.00	1.000000	2,284,636.70	Manual	2,284,636.70	0.00	7,513.00	7,513.00
MB21-MBIA FBC ASSIST. DIST. #6	AR-0051	State Pool	05/13/20	Open	Fair Value	4.3389	Manual	1.000000	2,845,374.39	2,845,374.39	0.00	-511,436.42	1.000000	3,356,810.81	Manual	3,356,810.81	0.00	11,436.42	11,436.42
MB23-MBIA JUVENILE	AR-0053	State Pool	05/13/20	Open	Fair Value	4.3189	Manual	1.000000	17,481,876.13	17,481,876.13	0.00	937,996.79	1.000000	16,543,879.34	Manual	16,543,879.34	0.00	62,003.21	62,003.21
MB24-MBIA DEBT SERVICE	AR-0054	State Pool	05/13/20	Open	Fair Value	4.3267	Manual	1.000000	9,148,001.23	9,148,001.23	0.00	-10,036,940.16	1.000000	19,184,941.39	Manual	19,184,941.39	0.00	36,940.16	36,940.16
MB25-MBIA DRAINAGE DEBT SERVICE	AR-0055	State Pool	05/13/20	Open	Fair Value	4.3243	Manual	1.000000	3,983,307.42	3,983,307.42	0.00	-164,666.89	1.000000	4,147,974.31	Manual	4,147,974.31	0.00	14,666.89	14,666.89
MB26-FACILITIES BOND 2018	AR-0056	State Pool	05/13/20	Open	Fair Value	4.3190	Manual	1.000000	3,681,454.90	3,681,454.90	0.00	251,839.12	1.000000	3,429,615.78	Manual	3,429,615.78	0.00	13,160.88	13,160.88
MB27-MBIA TX HERITAGE PARKWAY	AR-0057	State Pool	05/13/20	Open	Fair Value	4.3173	Manual	1.000000	2,002,222.90	2,002,222.90	0.00	492,894.03	1.000000	1,509,328.87	Manual	1,509,328.87	0.00	7,105.97	7,105.97
Cadence-Money Market Accts	AR-0058	Money Market	01/31/21	Open	Fair Value	0.2665	Manual	1.000000	47,490,042.53	47,490,042.53	0.00	-26,360,087.71	1.000000	73,850,130.24	Manual	73,850,130.24	0.00	10,942.66	10,942.66
MB28-MBIA GRAND PARKWAY 2021	AR-0059	State Pool	08/02/21	Open	Fair Value	4.3185	Manual	1.000000	18,950,554.76	18,950,554.76	0.00	2,236,047.48	1.000000	16,714,507.28	Manual	16,714,507.28	0.00	63,952.52	63,952.52
MB29-MBIA SR LIEN TOLL RD 2021	AR-0060	State Pool	08/02/21	Open	Fair Value	4.3202	Manual	1.000000	49,932,612.99	49,932,612.99	0.00	4,326,353.63	1.000000	45,606,259.36	Manual	45,606,259.36	0.00	173,646.37	173,646.37
MB30-MBIA FLOOD PRO DRAINAGE 20	AR-0061	State Pool	08/02/21	Open	Fair Value	4.3239	Manual	1.000000	16,244,730.35	16,244,730.35	0.00	-59,662.98	1.000000	16,304,393.33	Manual	16,304,393.33	0.00	59,662.98	59,662.98
MB31-MBIA FBC ASSIST DIST #9	AR-0062	State Pool	03/11/22	Open	Fair Value	4.3315	Manual	1.000000	2,834,815.41	2,834,815.41	0.00	-260,904.63	1.000000	3,095,720.04	Manual	3,095,720.04	0.00	10,904.63	10,904.63
MB32-MBIA FBC ASSIST DIST #11	AR-0063	State Pool	03/11/22	Open	Fair Value	4.3239	Manual	1.000000	6,862,354.48	6,862,354.48	0.00	-25,203.76	1.000000	6,887,558.24	Manual	6,887,558.24	0.00	25,203.76	25,203.76
MB36-MBIA FEE OFFICER	AR-0065	State Pool	03/14/22	Open	Fair Value	4.3238	Manual	1.000000	1,805,715.57	1,805,715.57	0.00	-896.02	1.000000	1,806,611.59	Manual	1,806,611.59	0.00	6,611.59	6,611.59
MB37-MBIA FBC ASSIST DIST #7	AR-0066	State Pool	03/14/22	Open	Fair Value	4.3239	Manual	1.000000	1,821,032.31	1,821,032.31	0.00	-6,688.20	1.000000	1,827,720.51	Manual	1,827,720.51	0.00	6,688.20	6,688.20
MB38-MBIA 2020A FBC TAX NOTE	AR-0067	State Pool	03/14/22	Open	Fair Value	4.3239	Manual	1.000000	1,319,783.96	1,319,783.96	0.00	-4,847.25	1.000000	1,324,631.21	Manual	1,324,631.21	0.00	4,847.25	4,847.25
LO11-Logic-Moblity Proj 2022	AR-0070	State Pool	04/01/22	Open	Fair Value	0.0000	Manual	1.000000	0.70	0.70	0.00	0.70	0.000000	0.00	Manual	0.00	0.00	0.00	0.00
LO12-Logic-Cert of Oblig 22	AR-0071	State Pool	04/01/22	Open	Fair Value	4.0470	Manual	1.000000	2,525.02	2,525.02	0.00	2,524.74	1.000000	0.28	Manual	0.28	0.00	0.28	0.28
MB39-MBIA 2022 TAX NOTE	AR-0072	State Pool	12/16/22	Open	Fair Value	4.4983	Manual	0.000000	0.00	0.00	0.00	-29,057,190.38	1.000000	29,057,190.38	Manual	29,057,190.38	0.00	57,190.38	57,190.38
MB40-MBIA FBC ASSIST DIST #22	AR-0073	State Pool	12/16/22	Open	Fair Value	4.4983	Manual	0.000000	0.00	0.00	1,000,000.00	-1,972.08	1.000000	1,001,972.08	Manual	1,001,972.08	0.00	1,972.08	1,972.08
MB41-MBIA FUND440 CSCD	AR-0074	State Pool	12/16/22	Open	Fair Value	4.4522	Manual	0.000000	0.00	0.00	4,000,000.00	-758,722.49	1.000000	4,758,722.49	Manual	4,758,722.49	0.00	8,722.49	8,722.49
MB42-MBIA FBC ASSIST DIST #10	AR-0075	State Pool	12/16/22	Open	Fair Value	4.4983	Manual	0.000000	0.00	0.00	500,000.00	-986.04	1.000000	500,986.04	Manual	500,986.04	0.00	986.04	986.04
MB43-MBIA LATERAL ROAD	AR-0076	State Pool	12/16/22	Open	Fair Value	4.4983	Manual	0.000000	0.00	0.00	1,000,000.00	-1,972.08	1.000000	1,001,972.08	Manual	1,001,972.08	0.00	1,972.08	1,972.08
MB44-MBIA COUNTY LAW LIBRARY	AR-0077	State Pool	12/16/22	Open	Fair Value	4.4983	Manual	0.000000	0.00	0.00	1,000,000.00	-1,972.08	1.000000	1,001,972.08	Manual	1,001,972.08	0.00	1,972.08	1,972.08
Investment Total						**3.9600**		**1.000000**	**533,241,039.20**	**533,241,039.20**	**7,500,000.00**	**-61,123,760.53**	**1.000000**	**601,864,799.73**		**601,864,799.73**	**0.00**	**1,792,141.20**	**1,792,141.20**

Portfolio Position
Ft. Bend County
Effective Interest - Actual Life
Receipts in Period
12/01/22 - 12/31/22

CUSIP	Invest Number	Security Description	Purchase Date	Call Date	Par Value On 12/01/22	Par Value On 12/31/22	Market Val On 12/01/22	Market Val On 12/31/22	Purchase Cost	Sales Proceeds	Original Princ/Cost	Amor Value On 12/01/22	Amor Value On 12/31/22
MB39 - 2022 TAX NOTE													
State Pool													
MB39-MBIA 2022 TAX NOTE	AR-0072	State Pool	12/16/22	Open	0.00	29,057,190.38	0.00	29,057,190.38	0.00	0.00	0.00	0.00	29,057,190.38
State Pool Total					**0.00**	**29,057,190.38**	**0.00**	**29,057,190.38**	**0.00**	**0.00**	**0.00**	**0.00**	**29,057,190.38**
MB39 - 2022 TAX NOTE Total					**0.00**	**29,057,190.38**	**0.00**	**29,057,190.38**	**0.00**	**0.00**	**0.00**	**0.00**	**29,057,190.38**
MB41 - 440V SUPERVISION													
State Pool													
MB41-MBIA FUND440 CSCD	AR-0074	State Pool	12/16/22	Open	0.00	4,758,722.49	0.00	4,758,722.49	4,000,000.00	0.00	4,000,000.00	0.00	4,758,722.49
State Pool Total					**0.00**	**4,758,722.49**	**0.00**	**4,758,722.49**	**4,000,000.00**	**0.00**	**4,000,000.00**	**0.00**	**4,758,722.49**
MB41 - 440V SUPERVISION Total					**0.00**	**4,758,722.49**	**0.00**	**4,758,722.49**	**4,000,000.00**	**0.00**	**4,000,000.00**	**0.00**	**4,758,722.49**
130 - Assistance Dist #1													
State Pool													
MB13-MBIA ASSISTANCE DIST #1	AR-0042	State Pool	08/31/16	Open	11,648,090.18	12,692,842.89	11,648,090.18	12,692,842.89	0.00	0.00	10,000,000.00	11,648,090.18	12,692,842.89
State Pool Total					**11,648,090.18**	**12,692,842.89**	**11,648,090.18**	**12,692,842.89**	**0.00**	**0.00**	**10,000,000.00**	**11,648,090.18**	**12,692,842.89**
130 - Assistance Dist #1 Total					**11,648,090.18**	**12,692,842.89**	**11,648,090.18**	**12,692,842.89**	**0.00**	**0.00**	**10,000,000.00**	**11,648,090.18**	**12,692,842.89**
145 - ESD 100 Agreement													
State Pool													
MB12-MBIA ESD 100 AGREEMENT	AR-0041	State Pool	08/31/16	Open	10,620,057.97	10,659,062.88	10,620,057.97	10,659,062.88	0.00	0.00	3,900,000.00	10,620,057.97	10,659,062.88
State Pool Total					**10,620,057.97**	**10,659,062.88**	**10,620,057.97**	**10,659,062.88**	**0.00**	**0.00**	**3,900,000.00**	**10,620,057.97**	**10,659,062.88**
145 - ESD 100 Agreement Total					**10,620,057.97**	**10,659,062.88**	**10,620,057.97**	**10,659,062.88**	**0.00**	**0.00**	**3,900,000.00**	**10,620,057.97**	**10,659,062.88**
MB42 - FBC ASSIST DIST #10													
State Pool													
MB42-MBIA FBC ASSIST DIST #10	AR-0075	State Pool	12/16/22	Open	0.00	500,986.04	0.00	500,986.04	500,000.00	0.00	500,000.00	0.00	500,986.04
State Pool Total					**0.00**	**500,986.04**	**0.00**	**500,986.04**	**500,000.00**	**0.00**	**500,000.00**	**0.00**	**500,986.04**
MB42 - FBC ASSIST DIST #10 Total					**0.00**	**500,986.04**	**0.00**	**500,986.04**	**500,000.00**	**0.00**	**500,000.00**	**0.00**	**500,986.04**
MB40 - FBC ASSIST DIST #22													
State Pool													
MB40-MBIA FBC ASSIST DIST #22	AR-0073	State Pool	12/16/22	Open	0.00	1,001,972.08	0.00	1,001,972.08	1,000,000.00	0.00	1,000,000.00	0.00	1,001,972.08
State Pool Total					**0.00**	**1,001,972.08**	**0.00**	**1,001,972.08**	**1,000,000.00**	**0.00**	**1,000,000.00**	**0.00**	**1,001,972.08**
MB40 - FBC ASSIST DIST #22 Total					**0.00**	**1,001,972.08**	**0.00**	**1,001,972.08**	**1,000,000.00**	**0.00**	**1,000,000.00**	**0.00**	**1,001,972.08**
MB43 - FBC LATERAL ROAD													
State Pool													
MB43-MBIA LATERAL ROAD	AR-0076	State Pool	12/16/22	Open	0.00	1,001,972.08	0.00	1,001,972.08	1,000,000.00	0.00	1,000,000.00	0.00	1,001,972.08
State Pool Total					**0.00**	**1,001,972.08**	**0.00**	**1,001,972.08**	**1,000,000.00**	**0.00**	**1,000,000.00**	**0.00**	**1,001,972.08**
MB43 - FBC LATERAL ROAD Total					**0.00**	**1,001,972.08**	**0.00**	**1,001,972.08**	**1,000,000.00**	**0.00**	**1,000,000.00**	**0.00**	**1,001,972.08**
MB44 - FBC LAW LIBRARY													
State Pool													
MB44-MBIA COUNTY LAW LIBRARY	AR-0077	State Pool	12/16/22	Open	0.00	1,001,972.08	0.00	1,001,972.08	1,000,000.00	0.00	1,000,000.00	0.00	1,001,972.08
State Pool Total					**0.00**	**1,001,972.08**	**0.00**	**1,001,972.08**	**1,000,000.00**	**0.00**	**1,000,000.00**	**0.00**	**1,001,972.08**
MB44 - FBC LAW LIBRARY Total					**0.00**	**1,001,972.08**	**0.00**	**1,001,972.08**	**1,000,000.00**	**0.00**	**1,000,000.00**	**0.00**	**1,001,972.08**
810 - FBC Toll Road Operations													
State Pool													
TT02-TX TERM Toll Rd. Operation	AR-0024	State Pool	11/01/08	Open	0.00	0.00	0.00	0.00	0.00	0.00	0.00	0.00	0.00
State Pool Total					**0.00**	**0.00**	**0.00**	**0.00**	**0.00**	**0.00**	**0.00**	**0.00**	**0.00**
810 - FBC Toll Road Operations Total					**0.00**	**0.00**	**0.00**	**0.00**	**0.00**	**0.00**	**0.00**	**0.00**	**0.00**
815 - Grand Parkway Operations													
State Pool													
MB14-MBIA GR PARKWAY OPERATIONS	AR-0043	State Pool	08/31/16	Open	59,649,418.52	61,870,720.83	59,649,418.52	61,870,720.83	0.00	0.00	8,500,000.00	59,649,418.52	61,870,720.83
State Pool Total					**59,649,418.52**	**61,870,720.83**	**59,649,418.52**	**61,870,720.83**	**0.00**	**0.00**	**8,500,000.00**	**59,649,418.52**	**61,870,720.83**

Portfolio Position
Ft. Bend County
Effective Interest - Actual Life
Receipts in Period
12/01/22 - 12/31/22

CUSIP	Invest Number	Security Description	Purchase Date	Call Date	Par Value On 12/01/22	Par Value On 12/31/22	Market Val On 12/01/22	Market Val On 12/31/22	Purchase Cost	Sales Proceeds	Original Princ/Cost	Amor Value On 12/01/22	Amor Value On 12/31/22
815 - Grand Parkway Operations Total					**59,649,418.52**	**61,870,720.83**	**59,649,418.52**	**61,870,720.83**	**0.00**	**0.00**	**8,500,000.00**	**59,649,418.52**	**61,870,720.83**
LO12 - Logic Cert of Obligation 2022													
State Pool													
LO12-Logic-Cert of Oblig 22	AR-0071	State Pool	04/01/22	Open	2,525.02	0.28	2,525.02	0.28	0.00	0.00	11,000,000.00	2,525.02	0.28
State Pool Total					**2,525.02**	**0.28**	**2,525.02**	**0.28**	**0.00**	**0.00**	**11,000,000.00**	**2,525.02**	**0.28**
LO12 - Logic Cert of Obligation 2022 Total					**2,525.02**	**0.28**	**2,525.02**	**0.28**	**0.00**	**0.00**	**11,000,000.00**	**2,525.02**	**0.28**
LO10 - LOGIC COUNTYS CARES ACT													
State Pool													
LO10-LOGIC-COUNTY'S CARE ACT	AR-0047	State Pool	05/12/20	Open	5,586,106.29	5,606,666.31	5,586,106.29	5,606,666.31	0.00	0.00	67,000,000.00	5,586,106.29	5,606,666.31
State Pool Total					**5,586,106.29**	**5,606,666.31**	**5,586,106.29**	**5,606,666.31**	**0.00**	**0.00**	**67,000,000.00**	**5,586,106.29**	**5,606,666.31**
LO10 - LOGIC COUNTYS CARES ACT Total					**5,586,106.29**	**5,606,666.31**	**5,586,106.29**	**5,606,666.31**	**0.00**	**0.00**	**67,000,000.00**	**5,586,106.29**	**5,606,666.31**
LOG5 - LOGIC DRAINAGE													
State Pool													
LOG5-Logic-Drainage	AR-0032	State Pool	11/10/08	Open	7,499,911.90	7,527,515.81	7,499,911.90	7,527,515.81	0.00	0.00	500,000.00	7,499,911.90	7,527,515.81
State Pool Total					**7,499,911.90**	**7,527,515.81**	**7,499,911.90**	**7,527,515.81**	**0.00**	**0.00**	**500,000.00**	**7,499,911.90**	**7,527,515.81**
LOG5 - LOGIC DRAINAGE Total					**7,499,911.90**	**7,527,515.81**	**7,499,911.90**	**7,527,515.81**	**0.00**	**0.00**	**500,000.00**	**7,499,911.90**	**7,527,515.81**
LOG1 - LOGIC GENERAL													
State Pool													
LOG1-Logic- General	AR-0028	State Pool	11/10/08	Open	46,504,169.35	31,621,799.80	46,504,169.35	31,621,799.80	0.00	0.00	10,000,000.00	46,504,169.35	31,621,799.80
State Pool Total					**46,504,169.35**	**31,621,799.80**	**46,504,169.35**	**31,621,799.80**	**0.00**	**0.00**	**10,000,000.00**	**46,504,169.35**	**31,621,799.80**
LOG1 - LOGIC GENERAL Total					**46,504,169.35**	**31,621,799.80**	**46,504,169.35**	**31,621,799.80**	**0.00**	**0.00**	**10,000,000.00**	**46,504,169.35**	**31,621,799.80**
LO11 - Logic Mobility Projects 2022													
State Pool													
LO11-Logic-Moblity Proj 2022	AR-0070	State Pool	04/01/22	Open	0.70	0.00	0.70	0.00	0.00	0.00	11,000,000.00	0.70	0.00
State Pool Total					**0.70**	**0.00**	**0.70**	**0.00**	**0.00**	**0.00**	**11,000,000.00**	**0.70**	**0.00**
LO11 - Logic Mobility Projects 2022 Total					**0.70**	**0.00**	**0.70**	**0.00**	**0.00**	**0.00**	**11,000,000.00**	**0.70**	**0.00**
LOG8 - LOGIC ROAD & BRIDGE													
State Pool													
LOG8-Logic-Road & Bridge	AR-0035	State Pool	11/10/08	Open	3,684,192.67	2,695,536.84	3,684,192.67	2,695,536.84	0.00	0.00	1,000,000.00	3,684,192.67	2,695,536.84
State Pool Total					**3,684,192.67**	**2,695,536.84**	**3,684,192.67**	**2,695,536.84**	**0.00**	**0.00**	**1,000,000.00**	**3,684,192.67**	**2,695,536.84**
LOG8 - LOGIC ROAD & BRIDGE Total					**3,684,192.67**	**2,695,536.84**	**3,684,192.67**	**2,695,536.84**	**0.00**	**0.00**	**1,000,000.00**	**3,684,192.67**	**2,695,536.84**
LOG2 - LOGIC TOLL OPERATIONS													
State Pool													
LOG2-Logic-Toll Rd.Operations	AR-0029	State Pool	11/10/08	Open	10,229,980.66	10,267,632.76	10,229,980.66	10,267,632.76	0.00	0.00	2,000,000.00	10,229,980.66	10,267,632.76
State Pool Total					**10,229,980.66**	**10,267,632.76**	**10,229,980.66**	**10,267,632.76**	**0.00**	**0.00**	**2,000,000.00**	**10,229,980.66**	**10,267,632.76**
LOG2 - LOGIC TOLL OPERATIONS Total					**10,229,980.66**	**10,267,632.76**	**10,229,980.66**	**10,267,632.76**	**0.00**	**0.00**	**2,000,000.00**	**10,229,980.66**	**10,267,632.76**
MB38 - MBIA 2020A FBC TAX NOTE													
State Pool													
MB38-MBIA 2020A FBC TAX NOTE	AR-0067	State Pool	03/14/22	Open	1,319,783.96	1,324,631.21	1,319,783.96	1,324,631.21	0.00	0.00	2,000,000.00	1,319,783.96	1,324,631.21
State Pool Total					**1,319,783.96**	**1,324,631.21**	**1,319,783.96**	**1,324,631.21**	**0.00**	**0.00**	**2,000,000.00**	**1,319,783.96**	**1,324,631.21**
MB38 - MBIA 2020A FBC TAX NOTE Total					**1,319,783.96**	**1,324,631.21**	**1,319,783.96**	**1,324,631.21**	**0.00**	**0.00**	**2,000,000.00**	**1,319,783.96**	**1,324,631.21**
MB21 - MBIA ASSIST DIST #6													
State Pool													
MB21-MBIA FBC ASSIST. DIST. #6	AR-0051	State Pool	05/13/20	Open	2,845,374.39	3,356,810.81	2,845,374.39	3,356,810.81	0.00	0.00	2,000,000.00	2,845,374.39	3,356,810.81
State Pool Total					**2,845,374.39**	**3,356,810.81**	**2,845,374.39**	**3,356,810.81**	**0.00**	**0.00**	**2,000,000.00**	**2,845,374.39**	**3,356,810.81**
MB21 - MBIA ASSIST DIST #6 Total					**2,845,374.39**	**3,356,810.81**	**2,845,374.39**	**3,356,810.81**	**0.00**	**0.00**	**2,000,000.00**	**2,845,374.39**	**3,356,810.81**
MB18 - MBIA COUNTYS CARES ACT													
State Pool													
MB18-MBIA COUNTY'S CARES ACT	AR-0048	State Pool	05/12/20	Open	67,935,063.10	65,578,607.30	67,935,063.10	65,578,607.30	0.00	0.00	67,000,000.00	67,935,063.10	65,578,607.30

Portfolio Position
Ft. Bend County
Effective Interest - Actual Life
Receipts in Period
12/01/22 - 12/31/22

CUSIP	Invest Number	Security Description	Purchase Date	Call Date	Par Value On 12/01/22	Par Value On 12/31/22	Market Val On 12/01/22	Market Val On 12/31/22	Purchase Cost	Sales Proceeds	Original Princ/Cost	Amor Value On 12/01/22	Amor Value On 12/31/22
State Pool Total					**67,935,063.10**	**65,578,607.30**	**67,935,063.10**	**65,578,607.30**	**0.00**	**0.00**	**67,000,000.00**	**67,935,063.10**	**65,578,607.30**
MB18 - MBIA COUNTYS CARES ACT Total					**67,935,063.10**	**65,578,607.30**	**67,935,063.10**	**65,578,607.30**	**0.00**	**0.00**	**67,000,000.00**	**67,935,063.10**	**65,578,607.30**
MB24 - MBIA DEBT SERVICE													
State Pool													
MB24-MBIA DEBT SERVICE	AR-0054	State Pool	05/13/20	Open	9,148,001.23	19,184,941.39	9,148,001.23	19,184,941.39	0.00	0.00	21,000,000.00	9,148,001.23	19,184,941.39
State Pool Total					**9,148,001.23**	**19,184,941.39**	**9,148,001.23**	**19,184,941.39**	**0.00**	**0.00**	**21,000,000.00**	**9,148,001.23**	**19,184,941.39**
MB24 - MBIA DEBT SERVICE Total					**9,148,001.23**	**19,184,941.39**	**9,148,001.23**	**19,184,941.39**	**0.00**	**0.00**	**21,000,000.00**	**9,148,001.23**	**19,184,941.39**
MB04 - MBIA DRAINAGE													
State Pool													
MB04-MBIA Drainage	AR-0017	State Pool	11/01/08	Open	7,178,947.62	7,204,274.37	7,178,947.62	7,204,274.37	0.00	0.00	1,267,218.21	7,178,947.62	7,204,274.37
State Pool Total					**7,178,947.62**	**7,204,274.37**	**7,178,947.62**	**7,204,274.37**	**0.00**	**0.00**	**1,267,218.21**	**7,178,947.62**	**7,204,274.37**
MB04 - MBIA DRAINAGE Total					**7,178,947.62**	**7,204,274.37**	**7,178,947.62**	**7,204,274.37**	**0.00**	**0.00**	**1,267,218.21**	**7,178,947.62**	**7,204,274.37**
MB25 - MBIA DRAINAGE DEBT SERVICE													
State Pool													
MB25-MBIA DRAINAGE DEBT SERVICE	AR-0055	State Pool	05/13/20	Open	3,983,307.42	4,147,974.31	3,983,307.42	4,147,974.31	0.00	0.00	1,000,000.00	3,983,307.42	4,147,974.31
State Pool Total					**3,983,307.42**	**4,147,974.31**	**3,983,307.42**	**4,147,974.31**	**0.00**	**0.00**	**1,000,000.00**	**3,983,307.42**	**4,147,974.31**
MB25 - MBIA DRAINAGE DEBT SERVICE Total					**3,983,307.42**	**4,147,974.31**	**3,983,307.42**	**4,147,974.31**	**0.00**	**0.00**	**1,000,000.00**	**3,983,307.42**	**4,147,974.31**
MB26 - MBIA FACILITIES BOND 2018													
State Pool													
MB26-FACILITIES BOND 2018	AR-0056	State Pool	05/13/20	Open	3,681,454.90	3,429,615.78	3,681,454.90	3,429,615.78	0.00	0.00	14,000,000.00	3,681,454.90	3,429,615.78
State Pool Total					**3,681,454.90**	**3,429,615.78**	**3,681,454.90**	**3,429,615.78**	**0.00**	**0.00**	**14,000,000.00**	**3,681,454.90**	**3,429,615.78**
MB26 - MBIA FACILITIES BOND 2018 Total					**3,681,454.90**	**3,429,615.78**	**3,681,454.90**	**3,429,615.78**	**0.00**	**0.00**	**14,000,000.00**	**3,681,454.90**	**3,429,615.78**
MB32 - MBIA FBC ASSIST DIST #11													
State Pool													
MB32-MBIA FBC ASSIST DIST #11	AR-0063	State Pool	03/11/22	Open	6,862,354.48	6,887,558.24	6,862,354.48	6,887,558.24	0.00	0.00	3,000,000.00	6,862,354.48	6,887,558.24
State Pool Total					**6,862,354.48**	**6,887,558.24**	**6,862,354.48**	**6,887,558.24**	**0.00**	**0.00**	**3,000,000.00**	**6,862,354.48**	**6,887,558.24**
MB32 - MBIA FBC ASSIST DIST #11 Total					**6,862,354.48**	**6,887,558.24**	**6,862,354.48**	**6,887,558.24**	**0.00**	**0.00**	**3,000,000.00**	**6,862,354.48**	**6,887,558.24**
MB19 - MBIA FBC ASSIST DIST #2													
State Pool													
MB19-MBIA FBC ASSIST. DIST. #2	AR-0049	State Pool	05/13/20	Open	8,617,654.32	9,150,290.94	8,617,654.32	9,150,290.94	0.00	0.00	2,500,000.00	8,617,654.32	9,150,290.94
State Pool Total					**8,617,654.32**	**9,150,290.94**	**8,617,654.32**	**9,150,290.94**	**0.00**	**0.00**	**2,500,000.00**	**8,617,654.32**	**9,150,290.94**
MB19 - MBIA FBC ASSIST DIST #2 Total					**8,617,654.32**	**9,150,290.94**	**8,617,654.32**	**9,150,290.94**	**0.00**	**0.00**	**2,500,000.00**	**8,617,654.32**	**9,150,290.94**
MB20 - MBIA FBC ASSIST DIST #4													
State Pool													
MB20- MBIA FBC ASSIST. DIST. #4	AR-0050	State Pool	05/13/20	Open	1,777,123.70	2,284,636.70	1,777,123.70	2,284,636.70	0.00	0.00	1,250,000.00	1,777,123.70	2,284,636.70
State Pool Total					**1,777,123.70**	**2,284,636.70**	**1,777,123.70**	**2,284,636.70**	**0.00**	**0.00**	**1,250,000.00**	**1,777,123.70**	**2,284,636.70**
MB20 - MBIA FBC ASSIST DIST #4 Total					**1,777,123.70**	**2,284,636.70**	**1,777,123.70**	**2,284,636.70**	**0.00**	**0.00**	**1,250,000.00**	**1,777,123.70**	**2,284,636.70**
MB37 - MBIA FBC ASSIST DIST #7													
State Pool													
MB37-MBIA FBC ASSIST DIST #7	AR-0066	State Pool	03/14/22	Open	1,821,032.31	1,827,720.51	1,821,032.31	1,827,720.51	0.00	0.00	1,000,000.00	1,821,032.31	1,827,720.51
State Pool Total					**1,821,032.31**	**1,827,720.51**	**1,821,032.31**	**1,827,720.51**	**0.00**	**0.00**	**1,000,000.00**	**1,821,032.31**	**1,827,720.51**
MB37 - MBIA FBC ASSIST DIST #7 Total					**1,821,032.31**	**1,827,720.51**	**1,821,032.31**	**1,827,720.51**	**0.00**	**0.00**	**1,000,000.00**	**1,821,032.31**	**1,827,720.51**
MB31 - MBIA FBC ASSIST DIST #9													
State Pool													
MB31-MBIA FBC ASSIST DIST #9	AR-0062	State Pool	03/11/22	Open	2,834,815.41	3,095,720.04	2,834,815.41	3,095,720.04	0.00	0.00	2,000,000.00	2,834,815.41	3,095,720.04
State Pool Total					**2,834,815.41**	**3,095,720.04**	**2,834,815.41**	**3,095,720.04**	**0.00**	**0.00**	**2,000,000.00**	**2,834,815.41**	**3,095,720.04**
MB31 - MBIA FBC ASSIST DIST #9 Total					**2,834,815.41**	**3,095,720.04**	**2,834,815.41**	**3,095,720.04**	**0.00**	**0.00**	**2,000,000.00**	**2,834,815.41**	**3,095,720.04**
MB36 - MBIA FEE OFFICER													
State Pool													

Portfolio Position
Ft. Bend County
Effective Interest - Actual Life
Receipts in Period
12/01/22 - 12/31/22

CUSIP	Invest Number	Security Description	Purchase Date	Call Date	Par Value On 12/01/22	Par Value On 12/31/22	Market Val On 12/01/22	Market Val On 12/31/22	Purchase Cost	Sales Proceeds	Original Princ/Cost	Amor Value On 12/01/22	Amor Value On 12/31/22
MB36-MBIA FEE OFFICER	AR-0065	State Pool	03/14/22	Open	1,805,715.57	1,806,611.59	1,805,715.57	1,806,611.59	0.00	0.00	3,000,000.00	1,805,715.57	1,806,611.59
State Pool Total					**1,805,715.57**	**1,806,611.59**	**1,805,715.57**	**1,806,611.59**	**0.00**	**0.00**	**3,000,000.00**	**1,805,715.57**	**1,806,611.59**
MB36 - MBIA FEE OFFICER Total					**1,805,715.57**	**1,806,611.59**	**1,805,715.57**	**1,806,611.59**	**0.00**	**0.00**	**3,000,000.00**	**1,805,715.57**	**1,806,611.59**
MB30 - MBIA Flood Proj Drainage 20													
State Pool													
MB30-MBIA FLOOD PRO DRAINAGE 20	AR-0061	State Pool	08/02/21	Open	16,244,730.35	16,304,393.33	16,244,730.35	16,304,393.33	0.00	0.00	10,000,000.00	16,244,730.35	16,304,393.33
State Pool Total					**16,244,730.35**	**16,304,393.33**	**16,244,730.35**	**16,304,393.33**	**0.00**	**0.00**	**10,000,000.00**	**16,244,730.35**	**16,304,393.33**
MB30 - MBIA Flood Proj Drainage 20 Total					**16,244,730.35**	**16,304,393.33**	**16,244,730.35**	**16,304,393.33**	**0.00**	**0.00**	**10,000,000.00**	**16,244,730.35**	**16,304,393.33**
MB02 - MBIA GENERAL													
State Pool													
MB02-MBIA General	AR-0015	State Pool	11/01/08	Open	19,910,732.14	29,978,476.83	19,910,732.14	29,978,476.83	0.00	0.00	17,374,917.83	19,910,732.14	29,978,476.83
State Pool Total					**19,910,732.14**	**29,978,476.83**	**19,910,732.14**	**29,978,476.83**	**0.00**	**0.00**	**17,374,917.83**	**19,910,732.14**	**29,978,476.83**
MB02 - MBIA GENERAL Total					**19,910,732.14**	**29,978,476.83**	**19,910,732.14**	**29,978,476.83**	**0.00**	**0.00**	**17,374,917.83**	**19,910,732.14**	**29,978,476.83**
MB23 - MBIA JUVENILE													
State Pool													
MB23-MBIA JUVENILE	AR-0053	State Pool	05/13/20	Open	17,481,876.13	16,543,879.34	17,481,876.13	16,543,879.34	0.00	0.00	8,000,000.00	17,481,876.13	16,543,879.34
State Pool Total					**17,481,876.13**	**16,543,879.34**	**17,481,876.13**	**16,543,879.34**	**0.00**	**0.00**	**8,000,000.00**	**17,481,876.13**	**16,543,879.34**
MB23 - MBIA JUVENILE Total					**17,481,876.13**	**16,543,879.34**	**17,481,876.13**	**16,543,879.34**	**0.00**	**0.00**	**8,000,000.00**	**17,481,876.13**	**16,543,879.34**
MB03 - MBIA ROAD & BRIDGE													
State Pool													
MB03-MBIA Road & Bridge	AR-0016	State Pool	11/01/08	Open	242,141.46	2,744,514.56	242,141.46	2,744,514.56	0.00	0.00	2,856,438.24	242,141.46	2,744,514.56
State Pool Total					**242,141.46**	**2,744,514.56**	**242,141.46**	**2,744,514.56**	**0.00**	**0.00**	**2,856,438.24**	**242,141.46**	**2,744,514.56**
MB03 - MBIA ROAD & BRIDGE Total					**242,141.46**	**2,744,514.56**	**242,141.46**	**2,744,514.56**	**0.00**	**0.00**	**2,856,438.24**	**242,141.46**	**2,744,514.56**
MB29 - MBIA Sr Lien 2021													
State Pool													
MB29-MBIA SR LIEN TOLL RD 2021	AR-0060	State Pool	08/02/21	Open	49,932,612.99	45,606,259.36	49,932,612.99	45,606,259.36	0.00	0.00	68,000,000.00	49,932,612.99	45,606,259.36
State Pool Total					**49,932,612.99**	**45,606,259.36**	**49,932,612.99**	**45,606,259.36**	**0.00**	**0.00**	**68,000,000.00**	**49,932,612.99**	**45,606,259.36**
MB29 - MBIA Sr Lien 2021 Total					**49,932,612.99**	**45,606,259.36**	**49,932,612.99**	**45,606,259.36**	**0.00**	**0.00**	**68,000,000.00**	**49,932,612.99**	**45,606,259.36**
MB06 - MBIA TOLL RD OPERATIONS													
State Pool													
MB06-MBIA Toll Rd. Operations	AR-0019	State Pool	11/01/08	Open	85,747,433.85	89,065,700.08	85,747,433.85	89,065,700.08	0.00	0.00	3,143,377.27	85,747,433.85	89,065,700.08
State Pool Total					**85,747,433.85**	**89,065,700.08**	**85,747,433.85**	**89,065,700.08**	**0.00**	**0.00**	**3,143,377.27**	**85,747,433.85**	**89,065,700.08**
MB06 - MBIA TOLL RD OPERATIONS Total					**85,747,433.85**	**89,065,700.08**	**85,747,433.85**	**89,065,700.08**	**0.00**	**0.00**	**3,143,377.27**	**85,747,433.85**	**89,065,700.08**
MB27 - MBIA TX HERITAGE PARKWAY 2020													
State Pool													
MB27-MBIA TX HERITAGE PARKWAY	AR-0057	State Pool	05/13/20	Open	2,002,222.90	1,509,328.87	2,002,222.90	1,509,328.87	0.00	0.00	17,000,000.00	2,002,222.90	1,509,328.87
State Pool Total					**2,002,222.90**	**1,509,328.87**	**2,002,222.90**	**1,509,328.87**	**0.00**	**0.00**	**17,000,000.00**	**2,002,222.90**	**1,509,328.87**
MB27 - MBIA TX HERITAGE PARKWAY 2020 Total					**2,002,222.90**	**1,509,328.87**	**2,002,222.90**	**1,509,328.87**	**0.00**	**0.00**	**17,000,000.00**	**2,002,222.90**	**1,509,328.87**
MB28 - MBIAGrand Parkway 2021													
State Pool													
MB28-MBIA GRAND PARKWAY 2021	AR-0059	State Pool	08/02/21	Open	18,950,554.76	16,714,507.28	18,950,554.76	16,714,507.28	0.00	0.00	25,000,000.00	18,950,554.76	16,714,507.28
State Pool Total					**18,950,554.76**	**16,714,507.28**	**18,950,554.76**	**16,714,507.28**	**0.00**	**0.00**	**25,000,000.00**	**18,950,554.76**	**16,714,507.28**
MB28 - MBIAGrand Parkway 2021 Total					**18,950,554.76**	**16,714,507.28**	**18,950,554.76**	**16,714,507.28**	**0.00**	**0.00**	**25,000,000.00**	**18,950,554.76**	**16,714,507.28**
TT05 - TEXAS TERM DRAINAGE													
State Pool													
TT05-TX TERM Drainage	AR-0027	State Pool	11/01/08	Open	358.97	360.23	358.97	360.23	0.00	0.00	109,774.61	358.97	360.23
State Pool Total					**358.97**	**360.23**	**358.97**	**360.23**	**0.00**	**0.00**	**109,774.61**	**358.97**	**360.23**
TT05 - TEXAS TERM DRAINAGE Total					**358.97**	**360.23**	**358.97**	**360.23**	**0.00**	**0.00**	**109,774.61**	**358.97**	**360.23**
TT00 - TEXAS TERM GENERAL													

Portfolio Position
Ft. Bend County
Effective Interest - Actual Life
Receipts in Period
12/01/22 - 12/31/22

CUSIP	Invest Number	Security Description	Purchase Date	Call Date	Par Value On 12/01/22	Par Value On 12/31/22	Market Val On 12/01/22	Market Val On 12/31/22	Purchase Cost	Sales Proceeds	Original Princ/Cost	Amor Value On 12/01/22	Amor Value On 12/31/22
State Pool													
TT00-TX TERM General	AR-0022	State Pool	11/01/08	Open	1,085.31	1,089.12	1,085.31	1,089.12	0.00	0.00	10,006,437.87	1,085.31	1,089.12
State Pool Total					**1,085.31**	**1,089.12**	**1,085.31**	**1,089.12**	**0.00**	**0.00**	**10,006,437.87**	**1,085.31**	**1,089.12**
TT00 - TEXAS TERM GENERAL Total					**1,085.31**	**1,089.12**	**1,085.31**	**1,089.12**	**0.00**	**0.00**	**10,006,437.87**	**1,085.31**	**1,089.12**
TT04 - TEXAS TERM ROAD & BRIDGE													
State Pool													
TT04-TX TERM Road & Bridge	AR-0026	State Pool	11/01/08	Open	1,082.09	1,085.89	1,082.09	1,085.89	0.00	0.00	10,463.28	1,082.09	1,085.89
State Pool Total					**1,082.09**	**1,085.89**	**1,082.09**	**1,085.89**	**0.00**	**0.00**	**10,463.28**	**1,082.09**	**1,085.89**
TT04 - TEXAS TERM ROAD & BRIDGE Total					**1,082.09**	**1,085.89**	**1,082.09**	**1,085.89**	**0.00**	**0.00**	**10,463.28**	**1,082.09**	**1,085.89**
TT02 - TEXAS TERM TOLL OPERATIONS													
State Pool													
TT02-TX TERM Toll Rd. Operation	AR-0024	State Pool	11/01/08	Open	1,084.05	1,087.86	1,084.05	1,087.86	0.00	0.00	0.00	1,084.05	1,087.86
State Pool Total					**1,084.05**	**1,087.86**	**1,084.05**	**1,087.86**	**0.00**	**0.00**	**0.00**	**1,084.05**	**1,087.86**
TT02 - TEXAS TERM TOLL OPERATIONS Total					**1,084.05**	**1,087.86**	**1,084.05**	**1,087.86**	**0.00**	**0.00**	**0.00**	**1,084.05**	**1,087.86**
09 - Temporary Holding													
Money Market													
Cadence-Money Market Accts	AR-0058	Money Market	01/31/21	Open	47,490,042.53	73,850,130.24	47,490,042.53	73,850,130.24	0.00	0.00	210,194,488.52	47,490,042.53	73,850,130.24
Money Market Total					**47,490,042.53**	**73,850,130.24**	**47,490,042.53**	**73,850,130.24**	**0.00**	**0.00**	**210,194,488.52**	**47,490,042.53**	**73,850,130.24**
09 - Temporary Holding Total					**47,490,042.53**	**73,850,130.24**	**47,490,042.53**	**73,850,130.24**	**0.00**	**0.00**	**210,194,488.52**	**47,490,042.53**	**73,850,130.24**
Combined Port													
Money Market													
Cadence-Money Market Accts	AR-0058	Money Market	01/31/21	Open	47,490,042.53	73,850,130.24	47,490,042.53	73,850,130.24	0.00	0.00	210,194,488.52	47,490,042.53	73,850,130.24
Money Market Total					**47,490,042.53**	**73,850,130.24**	**47,490,042.53**	**73,850,130.24**	**0.00**	**0.00**	**210,194,488.52**	**47,490,042.53**	**73,850,130.24**
State Pool													
LO10-LOGIC-COUNTY'S CARE ACT	AR-0047	State Pool	05/12/20	Open	5,586,106.29	5,606,666.31	5,586,106.29	5,606,666.31	0.00	0.00	67,000,000.00	5,586,106.29	5,606,666.31
LO11-Logic-Moblity Proj 2022	AR-0070	State Pool	04/01/22	Open	0.70	0.00	0.70	0.00	0.00	0.00	11,000,000.00	0.70	0.00
LO12-Logic-Cert of Oblig 22	AR-0071	State Pool	04/01/22	Open	2,525.02	0.28	2,525.02	0.28	0.00	0.00	11,000,000.00	2,525.02	0.28
LOG1-Logic- General	AR-0028	State Pool	11/10/08	Open	46,504,169.35	31,621,799.80	46,504,169.35	31,621,799.80	0.00	0.00	10,000,000.00	46,504,169.35	31,621,799.80
LOG2-Logic-Toll Rd.Operations	AR-0029	State Pool	11/10/08	Open	10,229,980.66	10,267,632.76	10,229,980.66	10,267,632.76	0.00	0.00	2,000,000.00	10,229,980.66	10,267,632.76
LOG5-Logic-Drainage	AR-0032	State Pool	11/10/08	Open	7,499,911.90	7,527,515.81	7,499,911.90	7,527,515.81	0.00	0.00	500,000.00	7,499,911.90	7,527,515.81
LOG8-Logic-Road & Bridge	AR-0035	State Pool	11/10/08	Open	3,684,192.67	2,695,536.84	3,684,192.67	2,695,536.84	0.00	0.00	1,000,000.00	3,684,192.67	2,695,536.84
MB02-MBIA General	AR-0015	State Pool	11/01/08	Open	19,910,732.14	29,978,476.83	19,910,732.14	29,978,476.83	0.00	0.00	17,374,917.83	19,910,732.14	29,978,476.83
MB03-MBIA Road & Bridge	AR-0016	State Pool	11/01/08	Open	242,141.46	2,744,514.56	242,141.46	2,744,514.56	0.00	0.00	2,856,438.24	242,141.46	2,744,514.56
MB04-MBIA Drainage	AR-0017	State Pool	11/01/08	Open	7,178,947.62	7,204,274.37	7,178,947.62	7,204,274.37	0.00	0.00	1,267,218.21	7,178,947.62	7,204,274.37
MB06-MBIA Toll Rd. Operations	AR-0019	State Pool	11/01/08	Open	85,747,433.85	89,065,700.08	85,747,433.85	89,065,700.08	0.00	0.00	3,143,377.27	85,747,433.85	89,065,700.08
MB12-MBIA ESD 100 AGREEMENT	AR-0041	State Pool	08/31/16	Open	10,620,057.97	10,659,062.88	10,620,057.97	10,659,062.88	0.00	0.00	3,900,000.00	10,620,057.97	10,659,062.88
MB13-MBIA ASSISTANCE DIST #1	AR-0042	State Pool	08/31/16	Open	11,648,090.18	12,692,842.89	11,648,090.18	12,692,842.89	0.00	0.00	10,000,000.00	11,648,090.18	12,692,842.89
MB14-MBIA GR PARKWAY OPERATIONS	AR-0043	State Pool	08/31/16	Open	59,649,418.52	61,870,720.83	59,649,418.52	61,870,720.83	0.00	0.00	8,500,000.00	59,649,418.52	61,870,720.83
MB18-MBIA COUNTY'S CARES ACT	AR-0048	State Pool	05/12/20	Open	67,935,063.10	65,578,607.30	67,935,063.10	65,578,607.30	0.00	0.00	67,000,000.00	67,935,063.10	65,578,607.30
MB19-MBIA FBC ASSIST. DIST. #2	AR-0049	State Pool	05/13/20	Open	8,617,654.32	9,150,290.94	8,617,654.32	9,150,290.94	0.00	0.00	2,500,000.00	8,617,654.32	9,150,290.94
MB20- MBIA FBC ASSIST. DIST. #4	AR-0050	State Pool	05/13/20	Open	1,777,123.70	2,284,636.70	1,777,123.70	2,284,636.70	0.00	0.00	1,250,000.00	1,777,123.70	2,284,636.70
MB21-MBIA FBC ASSIST. DIST. #6	AR-0051	State Pool	05/13/20	Open	2,845,374.39	3,356,810.81	2,845,374.39	3,356,810.81	0.00	0.00	2,000,000.00	2,845,374.39	3,356,810.81
MB23-MBIA JUVENILE	AR-0053	State Pool	05/13/20	Open	17,481,876.13	16,543,879.34	17,481,876.13	16,543,879.34	0.00	0.00	8,000,000.00	17,481,876.13	16,543,879.34
MB24-MBIA DEBT SERVICE	AR-0054	State Pool	05/13/20	Open	9,148,001.23	19,184,941.39	9,148,001.23	19,184,941.39	0.00	0.00	21,000,000.00	9,148,001.23	19,184,941.39
MB25-MBIA DRAINAGE DEBT SERVICE	AR-0055	State Pool	05/13/20	Open	3,983,307.42	4,147,974.31	3,983,307.42	4,147,974.31	0.00	0.00	1,000,000.00	3,983,307.42	4,147,974.31
MB26-FACILITIES BOND 2018	AR-0056	State Pool	05/13/20	Open	3,681,454.90	3,429,615.78	3,681,454.90	3,429,615.78	0.00	0.00	14,000,000.00	3,681,454.90	3,429,615.78
MB27-MBIA TX HERITAGE PARKWAY	AR-0057	State Pool	05/13/20	Open	2,002,222.90	1,509,328.87	2,002,222.90	1,509,328.87	0.00	0.00	17,000,000.00	2,002,222.90	1,509,328.87
MB28-MBIA GRAND PARKWAY 2021	AR-0059	State Pool	08/02/21	Open	18,950,554.76	16,714,507.28	18,950,554.76	16,714,507.28	0.00	0.00	25,000,000.00	18,950,554.76	16,714,507.28
MB29-MBIA SR LIEN TOLL RD 2021	AR-0060	State Pool	08/02/21	Open	49,932,612.99	45,606,259.36	49,932,612.99	45,606,259.36	0.00	0.00	68,000,000.00	49,932,612.99	45,606,259.36

Portfolio Position
Ft. Bend County
Effective Interest - Actual Life
Receipts in Period
12/01/22 - 12/31/22

CUSIP	Invest Number	Security Description	Purchase Date	Call Date	Par Value On 12/01/22	Par Value On 12/31/22	Market Val On 12/01/22	Market Val On 12/31/22	Purchase Cost	Sales Proceeds	Original Princ/Cost	Amor Value On 12/01/22	Amor Value On 12/31/22
MB30-MBIA FLOOD PRO DRAINAGE 20	AR-0061	State Pool	08/02/21	Open	16,244,730.35	16,304,393.33	16,244,730.35	16,304,393.33	0.00	0.00	10,000,000.00	16,244,730.35	16,304,393.33
MB31-MBIA FBC ASSIST DIST #9	AR-0062	State Pool	03/11/22	Open	2,834,815.41	3,095,720.04	2,834,815.41	3,095,720.04	0.00	0.00	2,000,000.00	2,834,815.41	3,095,720.04
MB32-MBIA FBC ASSIST DIST #11	AR-0063	State Pool	03/11/22	Open	6,862,354.48	6,887,558.24	6,862,354.48	6,887,558.24	0.00	0.00	3,000,000.00	6,862,354.48	6,887,558.24
MB36-MBIA FEE OFFICER	AR-0065	State Pool	03/14/22	Open	1,805,715.57	1,806,611.59	1,805,715.57	1,806,611.59	0.00	0.00	3,000,000.00	1,805,715.57	1,806,611.59
MB37-MBIA FBC ASSIST DIST #7	AR-0066	State Pool	03/14/22	Open	1,821,032.31	1,827,720.51	1,821,032.31	1,827,720.51	0.00	0.00	1,000,000.00	1,821,032.31	1,827,720.51
MB38-MBIA 2020A FBC TAX NOTE	AR-0067	State Pool	03/14/22	Open	1,319,783.96	1,324,631.21	1,319,783.96	1,324,631.21	0.00	0.00	2,000,000.00	1,319,783.96	1,324,631.21
MB39-MBIA 2022 TAX NOTE	AR-0072	State Pool	12/16/22	Open	0.00	29,057,190.38	0.00	29,057,190.38	0.00	0.00	0.00	0.00	29,057,190.38
MB40-MBIA FBC ASSIST DIST #22	AR-0073	State Pool	12/16/22	Open	0.00	1,001,972.08	0.00	1,001,972.08	1,000,000.00	0.00	1,000,000.00	0.00	1,001,972.08
MB41-MBIA FUND440 CSCD	AR-0074	State Pool	12/16/22	Open	0.00	4,758,722.49	0.00	4,758,722.49	4,000,000.00	0.00	4,000,000.00	0.00	4,758,722.49
MB42-MBIA FBC ASSIST DIST #10	AR-0075	State Pool	12/16/22	Open	0.00	500,986.04	0.00	500,986.04	500,000.00	0.00	500,000.00	0.00	500,986.04
MB43-MBIA LATERAL ROAD	AR-0076	State Pool	12/16/22	Open	0.00	1,001,972.08	0.00	1,001,972.08	1,000,000.00	0.00	1,000,000.00	0.00	1,001,972.08
MB44-MBIA COUNTY LAW LIBRARY	AR-0077	State Pool	12/16/22	Open	0.00	1,001,972.08	0.00	1,001,972.08	1,000,000.00	0.00	1,000,000.00	0.00	1,001,972.08
TT00-TX TERM General	AR-0022	State Pool	11/01/08	Open	1,085.31	1,089.12	1,085.31	1,089.12	0.00	0.00	10,006,437.87	1,085.31	1,089.12
TT02-TX TERM Toll Rd. Operation	AR-0024	State Pool	11/01/08	Open	1,084.05	1,087.86	1,084.05	1,087.86	0.00	0.00	0.00	1,084.05	1,087.86
TT04-TX TERM Road & Bridge	AR-0026	State Pool	11/01/08	Open	1,082.09	1,085.89	1,082.09	1,085.89	0.00	0.00	10,463.28	1,082.09	1,085.89
TT05-TX TERM Drainage	AR-0027	State Pool	11/01/08	Open	358.97	360.23	358.97	360.23	0.00	0.00	109,774.61	358.97	360.23
State Pool Total					**485,750,996.67**	**528,014,669.49**	**485,750,996.67**	**528,014,669.49**	**7,500,000.00**	**0.00**	**414,918,627.31**	**485,750,996.67**	**528,014,669.49**
Combined Port Total					**533,241,039.20**	**601,864,799.73**	**533,241,039.20**	**601,864,799.73**	**7,500,000.00**	**0.00**	**625,113,115.83**	**533,241,039.20**	**601,864,799.73**

Earnings and Yields Summary

Ft. Bend County

Effective Interest - Actual Life
Receipts in Period
12/01/22 - 12/31/22

Security Description	12/01/22 12/07/22	12/08/22 12/14/22	12/15/22 12/21/22	12/22/22 12/28/22	12/29/22 12/31/22	12/01/22 12/31/22
Combined Port						
Money Market	2,427.47	2,427.48	2,427.48	2,427.48	1,232.75	10,942.66
State Pool	389,669.53	383,238.72	407,143.71	413,347.26	187,799.32	1,781,198.54
Port Total	**392,097.00**	**385,666.20**	**409,571.19**	**415,774.74**	**189,032.07**	**1,792,141.20**
Combined Port						
Money Market	0.2665	0.2665	0.2665	0.2665	0.2665	0.2665
State Pool	4.3044	4.3044	4.3276	4.3316	4.4250	4.3285
Port Total	**3.9353**	**3.9297**	**3.9691**	**3.9774**	**4.0164**	**3.9600**

Maturity Aging
Ft. Bend County
Effective Interest - Actual Life
Receipts in Period
12/31/22

CUSIP	Invest Number	Security Description	Purchase Date	Days to Maturity	Yield Matur
Cash / Money Market					
Cadence-Money Market Accts	AR-0058	Money Market	01/31/21	0	0.2500
LO10-LOGIC-COUNTY'S CARE ACT	AR-0047	State Pool	05/12/20	0	4.3336
LO11-Logic-Moblity Proj 2022	AR-0070	State Pool	04/01/22	0	3.1167
LO12-Logic-Cert of Oblig 22	AR-0071	State Pool	04/01/22	0	4.3336
LOG1-Logic- General	AR-0028	State Pool	11/10/08	0	4.3336
LOG2-Logic-Toll Rd.Operations	AR-0029	State Pool	11/10/08	0	4.3336
LOG5-Logic-Drainage	AR-0032	State Pool	11/10/08	0	4.3336
LOG8-Logic-Road & Bridge	AR-0035	State Pool	11/10/08	0	4.3336
MB02-MBIA General	AR-0015	State Pool	11/01/08	0	4.3170
MB03-MBIA Road & Bridge	AR-0016	State Pool	11/01/08	0	4.3170
MB04-MBIA Drainage	AR-0017	State Pool	11/01/08	0	4.3170
MB06-MBIA Toll Rd. Operations	AR-0019	State Pool	11/01/08	0	4.3170
MB12-MBIA ESD 100 AGREEMENT	AR-0041	State Pool	08/31/16	0	4.3170
MB13-MBIA ASSISTANCE DIST #1	AR-0042	State Pool	08/31/16	0	4.3170
MB14-MBIA GR PARKWAY OPERATIONS	AR-0043	State Pool	08/31/16	0	4.3170
MB18-MBIA COUNTY'S CARES ACT	AR-0048	State Pool	05/12/20	0	4.3170
MB19-MBIA FBC ASSIST. DIST. #2	AR-0049	State Pool	05/13/20	0	4.3170
MB20- MBIA FBC ASSIST. DIST. #4	AR-0050	State Pool	05/13/20	0	4.3170
MB21-MBIA FBC ASSIST. DIST. #6	AR-0051	State Pool	05/13/20	0	3.8546
MB23-MBIA JUVENILE	AR-0053	State Pool	05/13/20	0	4.3170
MB24-MBIA DEBT SERVICE	AR-0054	State Pool	05/13/20	0	4.3170
MB25-MBIA DRAINAGE DEBT SERVICE	AR-0055	State Pool	05/13/20	0	4.3170
MB26-FACILITIES BOND 2018	AR-0056	State Pool	05/13/20	0	4.3170
MB27-MBIA TX HERITAGE PARKWAY	AR-0057	State Pool	05/13/20	0	4.3170
MB28-MBIA GRAND PARKWAY 2021	AR-0059	State Pool	08/02/21	0	4.3170
MB29-MBIA SR LIEN TOLL RD 2021	AR-0060	State Pool	08/02/21	0	4.3170
MB30-MBIA FLOOD PRO DRAINAGE 20	AR-0061	State Pool	08/02/21	0	4.3170
MB31-MBIA FBC ASSIST DIST #9	AR-0062	State Pool	03/11/22	0	4.3170
MB32-MBIA FBC ASSIST DIST #11	AR-0063	State Pool	03/11/22	0	4.3170
MB36-MBIA FEE OFFICER	AR-0065	State Pool	03/14/22	0	4.3170
MB37-MBIA FBC ASSIST DIST #7	AR-0066	State Pool	03/14/22	0	4.3170
MB38-MBIA 2020A FBC TAX NOTE	AR-0067	State Pool	03/14/22	0	4.3170
MB39-MBIA 2022 TAX NOTE	AR-0072	State Pool	12/16/22	0	4.3170
MB40-MBIA FBC ASSIST DIST #22	AR-0073	State Pool	12/16/22	0	4.3170
MB41-MBIA FUND440 CSCD	AR-0074	State Pool	12/16/22	0	4.3170
MB42-MBIA FBC ASSIST DIST #10	AR-0075	State Pool	12/16/22	0	4.3170
MB43-MBIA LATERAL ROAD	AR-0076	State Pool	12/16/22	0	4.3170
MB44-MBIA COUNTY LAW LIBRARY	AR-0077	State Pool	12/16/22	0	4.3170
TT00-TX TERM General	AR-0022	State Pool	11/01/08	0	4.1300
TT02-TX TERM Toll Rd. Operation	AR-0024	State Pool	11/01/08	0	3.6500
TT04-TX TERM Road & Bridge	AR-0026	State Pool	11/01/08	0	3.6500
TT05-TX TERM Drainage	AR-0027	State Pool	11/01/08	0	4.1300

Maturity Aging
Ft. Bend County
Effective Interest - Actual Life
Receipts in Period
12/31/22

CUSIP	Invest Number	Security Description	Purchase Date	Days to Maturity	Yield Matur
Cash / Money Market Total				0	3.8170
Investment Total				0	3.8170

Activity Statement
Ft. Bend County
Effective Interest - Actual Life
Receipts in Period
12/01/22 - 12/31/22

Purchase Date	Sale Date	CUSIP	Invest Number	Security Description	Amor Value On 12/01/22	Changes In Principal	Purchase Cost	Sales Proceeds	Purchased Interest	Int/Div Rec In the Perd	Amor Value On 12/31/22
Money Market											
01/31/21	Open	Cadence-Money Market Accts	AR-0058	Money Market	47,490,042.53	26,360,087.71	0.00	0.00	0.00	10,942.66	73,850,130.24
Money Market Total					**47,490,042.53**	**26,360,087.71**	**0.00**	**0.00**	**0.00**	**10,942.66**	**73,850,130.24**
State Pool											
11/01/08	Open	MB02-MBIA General	AR-0015	State Pool	19,910,732.14	10,067,744.69	0.00	0.00	0.00	62,029.12	29,978,476.83
11/01/08	Open	MB03-MBIA Road & Bridge	AR-0016	State Pool	242,141.46	2,502,373.10	0.00	0.00	0.00	2,373.10	2,744,514.56
11/01/08	Open	MB04-MBIA Drainage	AR-0017	State Pool	7,178,947.62	25,326.75	0.00	0.00	0.00	25,326.75	7,204,274.37
11/01/08	Open	MB06-MBIA Toll Rd. Operations	AR-0019	State Pool	85,747,433.85	3,318,266.23	0.00	0.00	0.00	318,266.23	89,065,700.08
11/01/08	Open	TT00-TX TERM General	AR-0022	State Pool	1,085.31	3.81	0.00	0.00	0.00	3.81	1,089.12
11/01/08	Open	TT02-TX TERM Toll Rd. Operation	AR-0024	State Pool	1,084.05	3.81	0.00	0.00	0.00	3.81	1,087.86
11/01/08	Open	TT04-TX TERM Road & Bridge	AR-0026	State Pool	1,082.09	3.80	0.00	0.00	0.00	3.80	1,085.89
11/01/08	Open	TT05-TX TERM Drainage	AR-0027	State Pool	358.97	1.26	0.00	0.00	0.00	1.26	360.23
11/10/08	Open	LOG1-Logic- General	AR-0028	State Pool	46,504,169.35	-14,882,369.55	0.00	0.00	0.00	117,630.45	31,621,799.80
11/10/08	Open	LOG2-Logic-Toll Rd.Operations	AR-0029	State Pool	10,229,980.66	37,652.10	0.00	0.00	0.00	37,652.10	10,267,632.76
11/10/08	Open	LOG5-Logic-Drainage	AR-0032	State Pool	7,499,911.90	27,603.91	0.00	0.00	0.00	27,603.91	7,527,515.81
11/10/08	Open	LOG8-Logic-Road & Bridge	AR-0035	State Pool	3,684,192.67	-988,655.83	0.00	0.00	0.00	11,344.17	2,695,536.84
08/31/16	Open	MB12-MBIA ESD 100 AGREEMENT	AR-0041	State Pool	10,620,057.97	39,004.91	0.00	0.00	0.00	39,004.91	10,659,062.88
08/31/16	Open	MB13-MBIA ASSISTANCE DIST #1	AR-0042	State Pool	11,648,090.18	1,044,752.71	0.00	0.00	0.00	44,752.71	12,692,842.89
08/31/16	Open	MB14-MBIA GR PARKWAY OPERATIONS	AR-0043	State Pool	59,649,418.52	2,221,302.31	0.00	0.00	0.00	221,302.31	61,870,720.83
05/12/20	Open	LO10-LOGIC-COUNTY'S CARE ACT	AR-0047	State Pool	5,586,106.29	20,560.02	0.00	0.00	0.00	20,560.02	5,606,666.31
05/12/20	Open	MB18-MBIA COUNTY'S CARES ACT	AR-0048	State Pool	67,935,063.10	-2,356,455.80	0.00	0.00	0.00	243,544.20	65,578,607.30
05/13/20	Open	MB19-MBIA FBC ASSIST. DIST. #2	AR-0049	State Pool	8,617,654.32	532,636.62	0.00	0.00	0.00	32,636.62	9,150,290.94
05/13/20	Open	MB20- MBIA FBC ASSIST. DIST. #4	AR-0050	State Pool	1,777,123.70	507,513.00	0.00	0.00	0.00	7,513.00	2,284,636.70
05/13/20	Open	MB21-MBIA FBC ASSIST. DIST. #6	AR-0051	State Pool	2,845,374.39	511,436.42	0.00	0.00	0.00	11,436.42	3,356,810.81
05/13/20	Open	MB23-MBIA JUVENILE	AR-0053	State Pool	17,481,876.13	-937,996.79	0.00	0.00	0.00	62,003.21	16,543,879.34
05/13/20	Open	MB24-MBIA DEBT SERVICE	AR-0054	State Pool	9,148,001.23	10,036,940.16	0.00	0.00	0.00	36,940.16	19,184,941.39
05/13/20	Open	MB25-MBIA DRAINAGE DEBT SERVICE	AR-0055	State Pool	3,983,307.42	164,666.89	0.00	0.00	0.00	14,666.89	4,147,974.31
05/13/20	Open	MB26-FACILITIES BOND 2018	AR-0056	State Pool	3,681,454.90	-251,839.12	0.00	0.00	0.00	13,160.88	3,429,615.78
05/13/20	Open	MB27-MBIA TX HERITAGE PARKWAY	AR-0057	State Pool	2,002,222.90	-492,894.03	0.00	0.00	0.00	7,105.97	1,509,328.87
08/02/21	Open	MB28-MBIA GRAND PARKWAY 2021	AR-0059	State Pool	18,950,554.76	-2,236,047.48	0.00	0.00	0.00	63,952.52	16,714,507.28
08/02/21	Open	MB29-MBIA SR LIEN TOLL RD 2021	AR-0060	State Pool	49,932,612.99	-4,326,353.63	0.00	0.00	0.00	173,646.37	45,606,259.36
08/02/21	Open	MB30-MBIA FLOOD PRO DRAINAGE 20	AR-0061	State Pool	16,244,730.35	59,662.98	0.00	0.00	0.00	59,662.98	16,304,393.33
03/11/22	Open	MB31-MBIA FBC ASSIST DIST #9	AR-0062	State Pool	2,834,815.41	260,904.63	0.00	0.00	0.00	10,904.63	3,095,720.04
03/11/22	Open	MB32-MBIA FBC ASSIST DIST #11	AR-0063	State Pool	6,862,354.48	25,203.76	0.00	0.00	0.00	25,203.76	6,887,558.24
03/14/22	Open	MB36-MBIA FEE OFFICER	AR-0065	State Pool	1,805,715.57	896.02	0.00	0.00	0.00	6,611.59	1,806,611.59
03/14/22	Open	MB37-MBIA FBC ASSIST DIST #7	AR-0066	State Pool	1,821,032.31	6,688.20	0.00	0.00	0.00	6,688.20	1,827,720.51
03/14/22	Open	MB38-MBIA 2020A FBC TAX NOTE	AR-0067	State Pool	1,319,783.96	4,847.25	0.00	0.00	0.00	4,847.25	1,324,631.21
04/01/22	Open	LO11-Logic-Moblity Proj 2022	AR-0070	State Pool	0.70	-0.70	0.00	0.00	0.00	0.00	0.00
04/01/22	Open	LO12-Logic-Cert of Oblig 22	AR-0071	State Pool	2,525.02	-2,524.74	0.00	0.00	0.00	0.28	0.28
12/16/22	Open	MB39-MBIA 2022 TAX NOTE	AR-0072	State Pool	0.00	29,057,190.38	0.00	0.00	0.00	57,190.38	29,057,190.38
12/16/22	Open	MB40-MBIA FBC ASSIST DIST #22	AR-0073	State Pool	0.00	1,972.08	1,000,000.00	0.00	0.00	1,972.08	1,001,972.08
12/16/22	Open	MB41-MBIA FUND440 CSCD	AR-0074	State Pool	0.00	758,722.49	4,000,000.00	0.00	0.00	8,722.49	4,758,722.49
12/16/22	Open	MB42-MBIA FBC ASSIST DIST #10	AR-0075	State Pool	0.00	986.04	500,000.00	0.00	0.00	986.04	500,986.04

Activity Statement
Ft. Bend County
Effective Interest - Actual Life
Receipts in Period
12/01/22 - 12/31/22

Purchase Date	Sale Date	CUSIP	Invest Number	Security Description	Amor Value On 12/01/22	Changes In Principal	Purchase Cost	Sales Proceeds	Purchased Interest	Int/Div Rec In the Perd	Amor Value On 12/31/22
12/16/22	Open	MB43-MBIA LATERAL ROAD	AR-0076	State Pool	0.00	1,972.08	1,000,000.00	0.00	0.00	1,972.08	1,001,972.08
12/16/22	Open	MB44-MBIA COUNTY LAW LIBRARY	AR-0077	State Pool	0.00	1,972.08	1,000,000.00	0.00	0.00	1,972.08	1,001,972.08
State Pool Total					**485,750,996.67**	**34,763,672.82**	**7,500,000.00**	**0.00**	**0.00**	**1,781,198.54**	**528,014,669.49**
Investment Total					**533,241,039.20**	**61,123,760.53**	**7,500,000.00**	**0.00**	**0.00**	**1,792,141.20**	**601,864,799.73**

Interest Accrual
Ft. Bend County
Effective Interest - Actual Life
Receipts in Period
12/01/22 - 12/31/22

CUSIP	Invest Number	Security Description	Purchase Date	Sale Date	Yield Earned	Ending Par Val/Shares	Ending Amor Val/Cost	Purchased Interest	Int/Div Rec In the Perd	Int/Div Accrued In the Perd	PTD Purch Received	Int/Div Rec Purch/Date	Int/Div Accrued Purch/Date
09 - Temporary Holding													
Money Market													
Cadence-Money Market Accts	AR-0058	Money Market	01/31/21	Open	0.2665	73,850,130.24	73,850,130.24	0.00	10,942.66	0.00	0.00	1,820,014.07	0.00
Money Market Total					**0.2665**	**73,850,130.24**	**73,850,130.24**	**0.00**	**10,942.66**	**0.00**	**0.00**	**1,820,014.07**	**0.00**
09 - Temporary Holding Total					**0.2665**	**73,850,130.24**	**73,850,130.24**	**0.00**	**10,942.66**	**0.00**	**0.00**	**1,820,014.07**	**0.00**
130 - Assistance Dist #1													
State Pool													
MB13-MBIA ASSISTANCE DIST #1	AR-0042	State Pool	08/31/16	Open	4.3313	12,692,842.89	12,692,842.89	0.00	44,752.71	0.00	0.00	286,365.58	0.00
State Pool Total					**4.3313**	**12,692,842.89**	**12,692,842.89**	**0.00**	**44,752.71**	**0.00**	**0.00**	**286,365.58**	**0.00**
130 - Assistance Dist #1 Total					**4.3313**	**12,692,842.89**	**12,692,842.89**	**0.00**	**44,752.71**	**0.00**	**0.00**	**286,365.58**	**0.00**
145 - ESD 100 Agreement													
State Pool													
MB12-MBIA ESD 100 AGREEMENT	AR-0041	State Pool	08/31/16	Open	4.3239	10,659,062.88	10,659,062.88	0.00	39,004.91	0.00	0.00	257,504.12	0.00
State Pool Total					**4.3239**	**10,659,062.88**	**10,659,062.88**	**0.00**	**39,004.91**	**0.00**	**0.00**	**257,504.12**	**0.00**
145 - ESD 100 Agreement Total					**4.3239**	**10,659,062.88**	**10,659,062.88**	**0.00**	**39,004.91**	**0.00**	**0.00**	**257,504.12**	**0.00**
810 - FBC Toll Road Operations													
State Pool													
TT02-TX TERM Toll Rd. Operation	AR-0024	State Pool	11/01/08	Open	0.0000	0.00	0.00	0.00	0.00	0.00	0.00	0.00	0.00
State Pool Total					**0.0000**	**0.00**	**0.00**	**0.00**	**0.00**	**0.00**	**0.00**	**0.00**	**0.00**
810 - FBC Toll Road Operations Total					**0.0000**	**0.00**	**0.00**	**0.00**	**0.00**	**0.00**	**0.00**	**0.00**	**0.00**
815 - Grand Parkway Operations													
State Pool													
MB14-MBIA GR PARKWAY OPERATIONS	AR-0043	State Pool	08/31/16	Open	4.3210	61,870,720.83	61,870,720.83	0.00	221,302.31	0.00	0.00	1,170,715.35	0.00
State Pool Total					**4.3210**	**61,870,720.83**	**61,870,720.83**	**0.00**	**221,302.31**	**0.00**	**0.00**	**1,170,715.35**	**0.00**
815 - Grand Parkway Operations Total					**4.3210**	**61,870,720.83**	**61,870,720.83**	**0.00**	**221,302.31**	**0.00**	**0.00**	**1,170,715.35**	**0.00**
LO10 - LOGIC COUNTYS CARES ACT													
State Pool													
LO10-LOGIC-COUNTY'S CARE ACT	AR-0047	State Pool	05/12/20	Open	4.3331	5,606,666.31	5,606,666.31	0.00	20,560.02	0.00	0.00	252,666.31	0.00
State Pool Total					**4.3331**	**5,606,666.31**	**5,606,666.31**	**0.00**	**20,560.02**	**0.00**	**0.00**	**252,666.31**	**0.00**
LO10 - LOGIC COUNTYS CARES ACT Total					**4.3331**	**5,606,666.31**	**5,606,666.31**	**0.00**	**20,560.02**	**0.00**	**0.00**	**252,666.31**	**0.00**
LO11 - Logic Mobility Projects 2022													
State Pool													
LO11-Logic-Moblity Proj 2022	AR-0070	State Pool	04/01/22	Open	0.0000	0.00	0.00	0.00	0.00	0.00	0.00	48,708.58	0.00
State Pool Total					**0.0000**	**0.00**	**0.00**	**0.00**	**0.00**	**0.00**	**0.00**	**48,708.58**	**0.00**
LO11 - Logic Mobility Projects 2022 Total					**0.0000**	**0.00**	**0.00**	**0.00**	**0.00**	**0.00**	**0.00**	**48,708.58**	**0.00**
LO12 - Logic Cert of Obligation 2022													
State Pool													
LO12-Logic-Cert of Oblig 22	AR-0071	State Pool	04/01/22	Open	4.0470	0.28	0.28	0.00	0.28	0.00	0.00	68,197.01	0.00
State Pool Total					**4.0470**	**0.28**	**0.28**	**0.00**	**0.28**	**0.00**	**0.00**	**68,197.01**	**0.00**
LO12 - Logic Cert of Obligation 2022 Total					**4.0470**	**0.28**	**0.28**	**0.00**	**0.28**	**0.00**	**0.00**	**68,197.01**	**0.00**
LOG1 - LOGIC GENERAL													
State Pool													
LOG1-Logic- General	AR-0028	State Pool	11/10/08	Open	4.3292	31,621,799.80	31,621,799.80	0.00	117,630.45	0.00	0.00	1,692,232.78	0.00
State Pool Total					**4.3292**	**31,621,799.80**	**31,621,799.80**	**0.00**	**117,630.45**	**0.00**	**0.00**	**1,692,232.78**	**0.00**
LOG1 - LOGIC GENERAL Total					**4.3292**	**31,621,799.80**	**31,621,799.80**	**0.00**	**117,630.45**	**0.00**	**0.00**	**1,692,232.78**	**0.00**
LOG2 - LOGIC TOLL OPERATIONS													

Interest Accrual
Ft. Bend County
Effective Interest - Actual Life
Receipts in Period
12/01/22 - 12/31/22

CUSIP	Invest Number	Security Description	Purchase Date	Sale Date	Yield Earned	Ending Par Val/Shares	Ending Amor Val/Cost	Purchased Interest	Int/Div Rec In the Perd	Int/Div Accrued In the Perd	PTD Purch Received	Int/Div Rec Purch/Date	Int/Div Accrued Purch/Date
State Pool													
LOG2-Logic-Toll Rd.Operations	AR-0029	State Pool	11/10/08	Open	4.3331	10,267,632.76	10,267,632.76	0.00	37,652.10	0.00	0.00	428,963.84	0.00
State Pool Total					**4.3331**	**10,267,632.76**	**10,267,632.76**	**0.00**	**37,652.10**	**0.00**	**0.00**	**428,963.84**	**0.00**
LOG2 - LOGIC TOLL OPERATIONS Total					**4.3331**	**10,267,632.76**	**10,267,632.76**	**0.00**	**37,652.10**	**0.00**	**0.00**	**428,963.84**	**0.00**
LOG5 - LOGIC DRAINAGE													
State Pool													
LOG5-Logic-Drainage	AR-0032	State Pool	11/10/08	Open	4.3331	7,527,515.81	7,527,515.81	0.00	27,603.91	0.00	0.00	159,759.58	0.00
State Pool Total					**4.3331**	**7,527,515.81**	**7,527,515.81**	**0.00**	**27,603.91**	**0.00**	**0.00**	**159,759.58**	**0.00**
LOG5 - LOGIC DRAINAGE Total					**4.3331**	**7,527,515.81**	**7,527,515.81**	**0.00**	**27,603.91**	**0.00**	**0.00**	**159,759.58**	**0.00**
LOG8 - LOGIC ROAD & BRIDGE													
State Pool													
LOG8-Logic-Road & Bridge	AR-0035	State Pool	11/10/08	Open	4.3032	2,695,536.84	2,695,536.84	0.00	11,344.17	0.00	0.00	151,024.36	0.00
State Pool Total					**4.3032**	**2,695,536.84**	**2,695,536.84**	**0.00**	**11,344.17**	**0.00**	**0.00**	**151,024.36**	**0.00**
LOG8 - LOGIC ROAD & BRIDGE Total					**4.3032**	**2,695,536.84**	**2,695,536.84**	**0.00**	**11,344.17**	**0.00**	**0.00**	**151,024.36**	**0.00**
MB02 - MBIA GENERAL													
State Pool													
MB02-MBIA General	AR-0015	State Pool	11/01/08	Open	4.2923	29,978,476.83	29,978,476.83	0.00	62,029.12	0.00	0.00	1,684,446.28	0.00
State Pool Total					**4.2923**	**29,978,476.83**	**29,978,476.83**	**0.00**	**62,029.12**	**0.00**	**0.00**	**1,684,446.28**	**0.00**
MB02 - MBIA GENERAL Total					**4.2923**	**29,978,476.83**	**29,978,476.83**	**0.00**	**62,029.12**	**0.00**	**0.00**	**1,684,446.28**	**0.00**
MB03 - MBIA ROAD & BRIDGE													
State Pool													
MB03-MBIA Road & Bridge	AR-0016	State Pool	11/01/08	Open	4.2235	2,744,514.56	2,744,514.56	0.00	2,373.10	0.00	0.00	135,253.71	0.00
State Pool Total					**4.2235**	**2,744,514.56**	**2,744,514.56**	**0.00**	**2,373.10**	**0.00**	**0.00**	**135,253.71**	**0.00**
MB03 - MBIA ROAD & BRIDGE Total					**4.2235**	**2,744,514.56**	**2,744,514.56**	**0.00**	**2,373.10**	**0.00**	**0.00**	**135,253.71**	**0.00**
MB04 - MBIA DRAINAGE													
State Pool													
MB04-MBIA Drainage	AR-0017	State Pool	11/01/08	Open	4.3183	7,204,274.37	7,204,274.37	0.00	25,326.75	0.00	0.00	314,532.85	2,620.73
State Pool Total					**4.3183**	**7,204,274.37**	**7,204,274.37**	**0.00**	**25,326.75**	**0.00**	**0.00**	**314,532.85**	**2,620.73**
MB04 - MBIA DRAINAGE Total					**4.3183**	**7,204,274.37**	**7,204,274.37**	**0.00**	**25,326.75**	**0.00**	**0.00**	**314,532.85**	**2,620.73**
MB06 - MBIA TOLL RD OPERATIONS													
State Pool													
MB06-MBIA Toll Rd. Operations	AR-0019	State Pool	11/01/08	Open	4.3209	89,065,700.08	89,065,700.08	0.00	318,266.23	0.00	0.00	1,752,866.52	38,363.64
State Pool Total					**4.3209**	**89,065,700.08**	**89,065,700.08**	**0.00**	**318,266.23**	**0.00**	**0.00**	**1,752,866.52**	**38,363.64**
MB06 - MBIA TOLL RD OPERATIONS Total					**4.3209**	**89,065,700.08**	**89,065,700.08**	**0.00**	**318,266.23**	**0.00**	**0.00**	**1,752,866.52**	**38,363.64**
MB18 - MBIA COUNTYS CARES ACT													
State Pool													
MB18-MBIA COUNTY'S CARES ACT	AR-0048	State Pool	05/12/20	Open	4.3217	65,578,607.30	65,578,607.30	0.00	243,544.20	0.00	0.00	880,526.76	0.00
State Pool Total					**4.3217**	**65,578,607.30**	**65,578,607.30**	**0.00**	**243,544.20**	**0.00**	**0.00**	**880,526.76**	**0.00**
MB18 - MBIA COUNTYS CARES ACT Total					**4.3217**	**65,578,607.30**	**65,578,607.30**	**0.00**	**243,544.20**	**0.00**	**0.00**	**880,526.76**	**0.00**
MB19 - MBIA FBC ASSIST DIST #2													
State Pool													
MB19-MBIA FBC ASSIST. DIST. #2	AR-0049	State Pool	05/13/20	Open	4.3289	9,150,290.94	9,150,290.94	0.00	32,636.62	0.00	0.00	150,290.94	0.00
State Pool Total					**4.3289**	**9,150,290.94**	**9,150,290.94**	**0.00**	**32,636.62**	**0.00**	**0.00**	**150,290.94**	**0.00**
MB19 - MBIA FBC ASSIST DIST #2 Total					**4.3289**	**9,150,290.94**	**9,150,290.94**	**0.00**	**32,636.62**	**0.00**	**0.00**	**150,290.94**	**0.00**
MB20 - MBIA FBC ASSIST DIST #4													
State Pool													

Interest Accrual
Ft. Bend County
Effective Interest - Actual Life
Receipts in Period
12/01/22 - 12/31/22

CUSIP	Invest Number	Security Description	Purchase Date	Sale Date	Yield Earned	Ending Par Val/Shares	Ending Amor Val/Cost	Purchased Interest	Int/Div Rec In the Perd	Int/Div Accrued In the Perd	PTD Purch Received	Int/Div Rec Purch/Date	Int/Div Accrued Purch/Date
MB20- MBIA FBC ASSIST. DIST. #4	AR-0050	State Pool	05/13/20	Open	4.3460	2,284,636.70	2,284,636.70	0.00	7,513.00	0.00	0.00	34,636.70	0.00
State Pool Total					**4.3460**	**2,284,636.70**	**2,284,636.70**	**0.00**	**7,513.00**	**0.00**	**0.00**	**34,636.70**	**0.00**
MB20 - MBIA FBC ASSIST DIST #4 Total					**4.3460**	**2,284,636.70**	**2,284,636.70**	**0.00**	**7,513.00**	**0.00**	**0.00**	**34,636.70**	**0.00**
MB21 - MBIA ASSIST DIST #6													
State Pool													
MB21-MBIA FBC ASSIST. DIST. #6	AR-0051	State Pool	05/13/20	Open	4.3389	3,356,810.81	3,356,810.81	0.00	11,436.42	0.00	0.00	56,810.81	0.00
State Pool Total					**4.3389**	**3,356,810.81**	**3,356,810.81**	**0.00**	**11,436.42**	**0.00**	**0.00**	**56,810.81**	**0.00**
MB21 - MBIA ASSIST DIST #6 Total					**4.3389**	**3,356,810.81**	**3,356,810.81**	**0.00**	**11,436.42**	**0.00**	**0.00**	**56,810.81**	**0.00**
MB23 - MBIA JUVENILE													
State Pool													
MB23-MBIA JUVENILE	AR-0053	State Pool	05/13/20	Open	4.3189	16,543,879.34	16,543,879.34	0.00	62,003.21	0.00	0.00	160,112.97	0.00
State Pool Total					**4.3189**	**16,543,879.34**	**16,543,879.34**	**0.00**	**62,003.21**	**0.00**	**0.00**	**160,112.97**	**0.00**
MB23 - MBIA JUVENILE Total					**4.3189**	**16,543,879.34**	**16,543,879.34**	**0.00**	**62,003.21**	**0.00**	**0.00**	**160,112.97**	**0.00**
MB24 - MBIA DEBT SERVICE													
State Pool													
MB24-MBIA DEBT SERVICE	AR-0054	State Pool	05/13/20	Open	4.3267	19,184,941.39	19,184,941.39	0.00	36,940.16	0.00	0.00	309,664.15	0.00
State Pool Total					**4.3267**	**19,184,941.39**	**19,184,941.39**	**0.00**	**36,940.16**	**0.00**	**0.00**	**309,664.15**	**0.00**
MB24 - MBIA DEBT SERVICE Total					**4.3267**	**19,184,941.39**	**19,184,941.39**	**0.00**	**36,940.16**	**0.00**	**0.00**	**309,664.15**	**0.00**
MB25 - MBIA DRAINAGE DEBT SERVICE													
State Pool													
MB25-MBIA DRAINAGE DEBT SERVICE	AR-0055	State Pool	05/13/20	Open	4.3243	4,147,974.31	4,147,974.31	0.00	14,666.89	0.00	0.00	72,974.31	0.00
State Pool Total					**4.3243**	**4,147,974.31**	**4,147,974.31**	**0.00**	**14,666.89**	**0.00**	**0.00**	**72,974.31**	**0.00**
MB25 - MBIA DRAINAGE DEBT SERVICE Total					**4.3243**	**4,147,974.31**	**4,147,974.31**	**0.00**	**14,666.89**	**0.00**	**0.00**	**72,974.31**	**0.00**
MB26 - MBIA FACILITIES BOND 2018													
State Pool													
MB26-FACILITIES BOND 2018	AR-0056	State Pool	05/13/20	Open	4.3190	3,429,615.78	3,429,615.78	0.00	13,160.88	0.00	0.00	119,615.78	0.00
State Pool Total					**4.3190**	**3,429,615.78**	**3,429,615.78**	**0.00**	**13,160.88**	**0.00**	**0.00**	**119,615.78**	**0.00**
MB26 - MBIA FACILITIES BOND 2018 Total					**4.3190**	**3,429,615.78**	**3,429,615.78**	**0.00**	**13,160.88**	**0.00**	**0.00**	**119,615.78**	**0.00**
MB27 - MBIA TX HERITAGE PARKWAY 2020													
State Pool													
MB27-MBIA TX HERITAGE PARKWAY	AR-0057	State Pool	05/13/20	Open	4.3173	1,509,328.87	1,509,328.87	0.00	7,105.97	0.00	0.00	79,708.22	0.00
State Pool Total					**4.3173**	**1,509,328.87**	**1,509,328.87**	**0.00**	**7,105.97**	**0.00**	**0.00**	**79,708.22**	**0.00**
MB27 - MBIA TX HERITAGE PARKWAY 2020 Total					**4.3173**	**1,509,328.87**	**1,509,328.87**	**0.00**	**7,105.97**	**0.00**	**0.00**	**79,708.22**	**0.00**
MB28 - MBIAGrand Parkway 2021													
State Pool													
MB28-MBIA GRAND PARKWAY 2021	AR-0059	State Pool	08/02/21	Open	4.3185	16,714,507.28	16,714,507.28	0.00	63,952.52	0.00	0.00	414,507.28	0.00
State Pool Total					**4.3185**	**16,714,507.28**	**16,714,507.28**	**0.00**	**63,952.52**	**0.00**	**0.00**	**414,507.28**	**0.00**
MB28 - MBIAGrand Parkway 2021 Total					**4.3185**	**16,714,507.28**	**16,714,507.28**	**0.00**	**63,952.52**	**0.00**	**0.00**	**414,507.28**	**0.00**
MB29 - MBIA Sr Lien 2021													
State Pool													
MB29-MBIA SR LIEN TOLL RD 2021	AR-0060	State Pool	08/02/21	Open	4.3202	45,606,259.36	45,606,259.36	0.00	173,646.37	0.00	0.00	906,259.36	0.00
State Pool Total					**4.3202**	**45,606,259.36**	**45,606,259.36**	**0.00**	**173,646.37**	**0.00**	**0.00**	**906,259.36**	**0.00**
MB29 - MBIA Sr Lien 2021 Total					**4.3202**	**45,606,259.36**	**45,606,259.36**	**0.00**	**173,646.37**	**0.00**	**0.00**	**906,259.36**	**0.00**
MB30 - MBIA Flood Proj Drainage 20													
State Pool													
MB30-MBIA FLOOD PRO DRAINAGE 20	AR-0061	State Pool	08/02/21	Open	4.3239	16,304,393.33	16,304,393.33	0.00	59,662.98	0.00	0.00	290,393.33	0.00

Interest Accrual
Ft. Bend County
Effective Interest - Actual Life
Receipts in Period
12/01/22 - 12/31/22

CUSIP	Invest Number	Security Description	Purchase Date	Sale Date	Yield Earned	Ending Par Val/Shares	Ending Amor Val/Cost	Purchased Interest	Int/Div Rec In the Perd	Int/Div Accrued In the Perd	PTD Purch Received	Int/Div Rec Purch/Date	Int/Div Accrued Purch/Date
State Pool Total					**4.3239**	**16,304,393.33**	**16,304,393.33**	**0.00**	**59,662.98**	**0.00**	**0.00**	**290,393.33**	**0.00**
MB30 - MBIA Flood Proj Drainage 20 Total					**4.3239**	**16,304,393.33**	**16,304,393.33**	**0.00**	**59,662.98**	**0.00**	**0.00**	**290,393.33**	**0.00**
MB31 - MBIA FBC ASSIST DIST #9													
State Pool													
MB31-MBIA FBC ASSIST DIST #9	AR-0062	State Pool	03/11/22	Open	4.3315	3,095,720.04	3,095,720.04	0.00	10,904.63	0.00	0.00	45,720.04	0.00
State Pool Total					**4.3315**	**3,095,720.04**	**3,095,720.04**	**0.00**	**10,904.63**	**0.00**	**0.00**	**45,720.04**	**0.00**
MB31 - MBIA FBC ASSIST DIST #9 Total					**4.3315**	**3,095,720.04**	**3,095,720.04**	**0.00**	**10,904.63**	**0.00**	**0.00**	**45,720.04**	**0.00**
MB32 - MBIA FBC ASSIST DIST #11													
State Pool													
MB32-MBIA FBC ASSIST DIST #11	AR-0063	State Pool	03/11/22	Open	4.3239	6,887,558.24	6,887,558.24	0.00	25,203.76	0.00	0.00	87,558.24	0.00
State Pool Total					**4.3239**	**6,887,558.24**	**6,887,558.24**	**0.00**	**25,203.76**	**0.00**	**0.00**	**87,558.24**	**0.00**
MB32 - MBIA FBC ASSIST DIST #11 Total					**4.3239**	**6,887,558.24**	**6,887,558.24**	**0.00**	**25,203.76**	**0.00**	**0.00**	**87,558.24**	**0.00**
MB36 - MBIA FEE OFFICER													
State Pool													
MB36-MBIA FEE OFFICER	AR-0065	State Pool	03/14/22	Open	4.3238	1,806,611.59	1,806,611.59	0.00	6,611.59	0.00	0.00	29,992.51	0.00
State Pool Total					**4.3238**	**1,806,611.59**	**1,806,611.59**	**0.00**	**6,611.59**	**0.00**	**0.00**	**29,992.51**	**0.00**
MB36 - MBIA FEE OFFICER Total					**4.3238**	**1,806,611.59**	**1,806,611.59**	**0.00**	**6,611.59**	**0.00**	**0.00**	**29,992.51**	**0.00**
MB37 - MBIA FBC ASSIST DIST #7													
State Pool													
MB37-MBIA FBC ASSIST DIST #7	AR-0066	State Pool	03/14/22	Open	4.3239	1,827,720.51	1,827,720.51	0.00	6,688.20	0.00	0.00	27,720.51	0.00
State Pool Total					**4.3239**	**1,827,720.51**	**1,827,720.51**	**0.00**	**6,688.20**	**0.00**	**0.00**	**27,720.51**	**0.00**
MB37 - MBIA FBC ASSIST DIST #7 Total					**4.3239**	**1,827,720.51**	**1,827,720.51**	**0.00**	**6,688.20**	**0.00**	**0.00**	**27,720.51**	**0.00**
MB38 - MBIA 2020A FBC TAX NOTE													
State Pool													
MB38-MBIA 2020A FBC TAX NOTE	AR-0067	State Pool	03/14/22	Open	4.3239	1,324,631.21	1,324,631.21	0.00	4,847.25	0.00	0.00	24,631.21	0.00
State Pool Total					**4.3239**	**1,324,631.21**	**1,324,631.21**	**0.00**	**4,847.25**	**0.00**	**0.00**	**24,631.21**	**0.00**
MB38 - MBIA 2020A FBC TAX NOTE Total					**4.3239**	**1,324,631.21**	**1,324,631.21**	**0.00**	**4,847.25**	**0.00**	**0.00**	**24,631.21**	**0.00**
MB39 - 2022 TAX NOTE													
State Pool													
MB39-MBIA 2022 TAX NOTE	AR-0072	State Pool	12/16/22	Open	4.4983	29,057,190.38	29,057,190.38	0.00	57,190.38	0.00	0.00	57,190.38	0.00
State Pool Total					**4.4983**	**29,057,190.38**	**29,057,190.38**	**0.00**	**57,190.38**	**0.00**	**0.00**	**57,190.38**	**0.00**
MB39 - 2022 TAX NOTE Total					**4.4983**	**29,057,190.38**	**29,057,190.38**	**0.00**	**57,190.38**	**0.00**	**0.00**	**57,190.38**	**0.00**
MB40 - FBC ASSIST DIST #22													
State Pool													
MB40-MBIA FBC ASSIST DIST #22	AR-0073	State Pool	12/16/22	Open	4.4983	1,001,972.08	1,001,972.08	0.00	1,972.08	0.00	0.00	1,972.08	0.00
State Pool Total					**4.4983**	**1,001,972.08**	**1,001,972.08**	**0.00**	**1,972.08**	**0.00**	**0.00**	**1,972.08**	**0.00**
MB40 - FBC ASSIST DIST #22 Total					**4.4983**	**1,001,972.08**	**1,001,972.08**	**0.00**	**1,972.08**	**0.00**	**0.00**	**1,972.08**	**0.00**
MB41 - 440V SUPERVISION													
State Pool													
MB41-MBIA FUND440 CSCD	AR-0074	State Pool	12/16/22	Open	4.4522	4,758,722.49	4,758,722.49	0.00	8,722.49	0.00	0.00	8,722.49	0.00
State Pool Total					**4.4522**	**4,758,722.49**	**4,758,722.49**	**0.00**	**8,722.49**	**0.00**	**0.00**	**8,722.49**	**0.00**
MB41 - 440V SUPERVISION Total					**4.4522**	**4,758,722.49**	**4,758,722.49**	**0.00**	**8,722.49**	**0.00**	**0.00**	**8,722.49**	**0.00**
MB42 - FBC ASSIST DIST #10													
State Pool													
MB42-MBIA FBC ASSIST DIST #10	AR-0075	State Pool	12/16/22	Open	4.4983	500,986.04	500,986.04	0.00	986.04	0.00	0.00	986.04	0.00
State Pool Total					**4.4983**	**500,986.04**	**500,986.04**	**0.00**	**986.04**	**0.00**	**0.00**	**986.04**	**0.00**

Interest Accrual
Ft. Bend County
Effective Interest - Actual Life
Receipts in Period
12/01/22 - 12/31/22

CUSIP	Invest Number	Security Description	Purchase Date	Sale Date	Yield Earned	Ending Par Val/Shares	Ending Amor Val/Cost	Purchased Interest	Int/Div Rec In the Perd	Int/Div Accrued In the Perd	PTD Purch Received	Int/Div Rec Purch/Date	Int/Div Accrued Purch/Date
MB42 - FBC ASSIST DIST #10 Total					**4.4983**	**500,986.04**	**500,986.04**	**0.00**	**986.04**	**0.00**	**0.00**	**986.04**	**0.00**
MB43 - FBC LATERAL ROAD													
State Pool													
MB43-MBIA LATERAL ROAD	AR-0076	State Pool	12/16/22	Open	4.4983	1,001,972.08	1,001,972.08	0.00	1,972.08	0.00	0.00	1,972.08	0.00
State Pool Total					**4.4983**	**1,001,972.08**	**1,001,972.08**	**0.00**	**1,972.08**	**0.00**	**0.00**	**1,972.08**	**0.00**
MB43 - FBC LATERAL ROAD Total					**4.4983**	**1,001,972.08**	**1,001,972.08**	**0.00**	**1,972.08**	**0.00**	**0.00**	**1,972.08**	**0.00**
MB44 - FBC LAW LIBRARY													
State Pool													
MB44-MBIA COUNTY LAW LIBRARY	AR-0077	State Pool	12/16/22	Open	4.4983	1,001,972.08	1,001,972.08	0.00	1,972.08	0.00	0.00	1,972.08	0.00
State Pool Total					**4.4983**	**1,001,972.08**	**1,001,972.08**	**0.00**	**1,972.08**	**0.00**	**0.00**	**1,972.08**	**0.00**
MB44 - FBC LAW LIBRARY Total					**4.4983**	**1,001,972.08**	**1,001,972.08**	**0.00**	**1,972.08**	**0.00**	**0.00**	**1,972.08**	**0.00**
TT00 - TEXAS TERM GENERAL													
State Pool													
TT00-TX TERM General	AR-0022	State Pool	11/01/08	Open	4.1329	1,089.12	1,089.12	0.00	3.81	0.00	0.00	21,473.89	0.00
State Pool Total					**4.1329**	**1,089.12**	**1,089.12**	**0.00**	**3.81**	**0.00**	**0.00**	**21,473.89**	**0.00**
TT00 - TEXAS TERM GENERAL Total					**4.1329**	**1,089.12**	**1,089.12**	**0.00**	**3.81**	**0.00**	**0.00**	**21,473.89**	**0.00**
TT02 - TEXAS TERM TOLL OPERATIONS													
State Pool													
TT02-TX TERM Toll Rd. Operation	AR-0024	State Pool	11/01/08	Open	4.1382	1,087.86	1,087.86	0.00	3.81	0.00	0.00	18,017.76	0.00
State Pool Total					**4.1382**	**1,087.86**	**1,087.86**	**0.00**	**3.81**	**0.00**	**0.00**	**18,017.76**	**0.00**
TT02 - TEXAS TERM TOLL OPERATIONS Total					**4.1382**	**1,087.86**	**1,087.86**	**0.00**	**3.81**	**0.00**	**0.00**	**18,017.76**	**0.00**
TT04 - TEXAS TERM ROAD & BRIDGE													
State Pool													
TT04-TX TERM Road & Bridge	AR-0026	State Pool	11/01/08	Open	4.1348	1,085.89	1,085.89	0.00	3.80	0.00	0.00	8,293.17	0.00
State Pool Total					**4.1348**	**1,085.89**	**1,085.89**	**0.00**	**3.80**	**0.00**	**0.00**	**8,293.17**	**0.00**
TT04 - TEXAS TERM ROAD & BRIDGE Total					**4.1348**	**1,085.89**	**1,085.89**	**0.00**	**3.80**	**0.00**	**0.00**	**8,293.17**	**0.00**
TT05 - TEXAS TERM DRAINAGE													
State Pool													
TT05-TX TERM Drainage	AR-0027	State Pool	11/01/08	Open	4.1323	360.23	360.23	0.00	1.26	0.00	0.00	5,039.51	0.00
State Pool Total					**4.1323**	**360.23**	**360.23**	**0.00**	**1.26**	**0.00**	**0.00**	**5,039.51**	**0.00**
TT05 - TEXAS TERM DRAINAGE Total					**4.1323**	**360.23**	**360.23**	**0.00**	**1.26**	**0.00**	**0.00**	**5,039.51**	**0.00**

Premium/Discount Amortization

Ft. Bend County

Effective Interest - Actual Life
Receipts in Period
12/01/22 - 12/31/22

CUSIP	Invest Number	Security Description	Purchase Date	Amortiz Date	Yield Earned	Beginning Par Val/Shares	Beginning Unamor Val/Cost	Premium Discount	Ending Par Val/Shares	Ending Amor Val/Cost	Unamor Prem/Dscnt	Amortization In the Perd	Amortization Purch/Date
Money Market													
Cadence-Money Market Accts	AR-0058	Money Market	01/31/21	Open	0.2665	47,490,042.53	47,490,042.53	0.00	73,850,130.24	73,850,130.24	0.00	0.00	0.00
Money Market Total					**0.2665**	**47,490,042.53**	**47,490,042.53**	**0.00**	**73,850,130.24**	**73,850,130.24**	**0.00**	**0.00**	**0.00**
State Pool													
MB02-MBIA General	AR-0015	State Pool	11/01/08	Open	4.2923	19,910,732.14	19,910,732.14	0.00	29,978,476.83	29,978,476.83	0.00	0.00	0.00
MB03-MBIA Road & Bridge	AR-0016	State Pool	11/01/08	Open	4.2235	242,141.46	242,141.46	0.00	2,744,514.56	2,744,514.56	0.00	0.00	0.00
MB04-MBIA Drainage	AR-0017	State Pool	11/01/08	Open	4.3183	7,178,947.62	7,178,947.62	0.00	7,204,274.37	7,204,274.37	0.00	0.00	0.00
MB06-MBIA Toll Rd. Operations	AR-0019	State Pool	11/01/08	Open	4.3209	85,747,433.85	85,747,433.85	0.00	89,065,700.08	89,065,700.08	0.00	0.00	0.00
TT00-TX TERM General	AR-0022	State Pool	11/01/08	Open	4.1329	1,085.31	1,085.31	0.00	1,089.12	1,089.12	0.00	0.00	0.00
TT02-TX TERM Toll Rd. Operation	AR-0024	State Pool	11/01/08	Open	4.1382	1,084.05	1,084.05	0.00	1,087.86	1,087.86	0.00	0.00	0.00
TT04-TX TERM Road & Bridge	AR-0026	State Pool	11/01/08	Open	4.1348	1,082.09	1,082.09	0.00	1,085.89	1,085.89	0.00	0.00	0.00
TT05-TX TERM Drainage	AR-0027	State Pool	11/01/08	Open	4.1323	358.97	358.97	0.00	360.23	360.23	0.00	0.00	0.00
LOG1-Logic- General	AR-0028	State Pool	11/10/08	Open	4.3292	46,504,169.35	46,504,169.35	0.00	31,621,799.80	31,621,799.80	0.00	0.00	0.00
LOG2-Logic-Toll Rd.Operations	AR-0029	State Pool	11/10/08	Open	4.3331	10,229,980.66	10,229,980.66	0.00	10,267,632.76	10,267,632.76	0.00	0.00	0.00
LOG5-Logic-Drainage	AR-0032	State Pool	11/10/08	Open	4.3331	7,499,911.90	7,499,911.90	0.00	7,527,515.81	7,527,515.81	0.00	0.00	0.00
LOG8-Logic-Road & Bridge	AR-0035	State Pool	11/10/08	Open	4.3032	3,684,192.67	3,684,192.67	0.00	2,695,536.84	2,695,536.84	0.00	0.00	0.00
MB12-MBIA ESD 100 AGREEMENT	AR-0041	State Pool	08/31/16	Open	4.3239	10,620,057.97	10,620,057.97	0.00	10,659,062.88	10,659,062.88	0.00	0.00	0.00
MB13-MBIA ASSISTANCE DIST #1	AR-0042	State Pool	08/31/16	Open	4.3313	11,648,090.18	11,648,090.18	0.00	12,692,842.89	12,692,842.89	0.00	0.00	0.00
MB14-MBIA GR PARKWAY OPERATIONS	AR-0043	State Pool	08/31/16	Open	4.3210	59,649,418.52	59,649,418.52	0.00	61,870,720.83	61,870,720.83	0.00	0.00	0.00
LO10-LOGIC-COUNTY'S CARE ACT	AR-0047	State Pool	05/12/20	Open	4.3331	5,586,106.29	5,586,106.29	0.00	5,606,666.31	5,606,666.31	0.00	0.00	0.00
MB18-MBIA COUNTY'S CARES ACT	AR-0048	State Pool	05/12/20	Open	4.3217	67,935,063.10	67,935,063.10	0.00	65,578,607.30	65,578,607.30	0.00	0.00	0.00
MB19-MBIA FBC ASSIST. DIST. #2	AR-0049	State Pool	05/13/20	Open	4.3289	8,617,654.32	8,617,654.32	0.00	9,150,290.94	9,150,290.94	0.00	0.00	0.00
MB20- MBIA FBC ASSIST. DIST. #4	AR-0050	State Pool	05/13/20	Open	4.3460	1,777,123.70	1,777,123.70	0.00	2,284,636.70	2,284,636.70	0.00	0.00	0.00
MB21-MBIA FBC ASSIST. DIST. #6	AR-0051	State Pool	05/13/20	Open	4.3389	2,845,374.39	2,845,374.39	0.00	3,356,810.81	3,356,810.81	0.00	0.00	0.00
MB23-MBIA JUVENILE	AR-0053	State Pool	05/13/20	Open	4.3189	17,481,876.13	17,481,876.13	0.00	16,543,879.34	16,543,879.34	0.00	0.00	0.00
MB24-MBIA DEBT SERVICE	AR-0054	State Pool	05/13/20	Open	4.3267	9,148,001.23	9,148,001.23	0.00	19,184,941.39	19,184,941.39	0.00	0.00	0.00
MB25-MBIA DRAINAGE DEBT SERVICE	AR-0055	State Pool	05/13/20	Open	4.3243	3,983,307.42	3,983,307.42	0.00	4,147,974.31	4,147,974.31	0.00	0.00	0.00
MB26-FACILITIES BOND 2018	AR-0056	State Pool	05/13/20	Open	4.3190	3,681,454.90	3,681,454.90	0.00	3,429,615.78	3,429,615.78	0.00	0.00	0.00
MB27-MBIA TX HERITAGE PARKWAY	AR-0057	State Pool	05/13/20	Open	4.3173	2,002,222.90	2,002,222.90	0.00	1,509,328.87	1,509,328.87	0.00	0.00	0.00
MB28-MBIA GRAND PARKWAY 2021	AR-0059	State Pool	08/02/21	Open	4.3185	18,950,554.76	18,950,554.76	0.00	16,714,507.28	16,714,507.28	0.00	0.00	0.00
MB29-MBIA SR LIEN TOLL RD 2021	AR-0060	State Pool	08/02/21	Open	4.3202	49,932,612.99	49,932,612.99	0.00	45,606,259.36	45,606,259.36	0.00	0.00	0.00
MB30-MBIA FLOOD PRO DRAINAGE 20	AR-0061	State Pool	08/02/21	Open	4.3239	16,244,730.35	16,244,730.35	0.00	16,304,393.33	16,304,393.33	0.00	0.00	0.00
MB31-MBIA FBC ASSIST DIST #9	AR-0062	State Pool	03/11/22	Open	4.3315	2,834,815.41	2,834,815.41	0.00	3,095,720.04	3,095,720.04	0.00	0.00	0.00
MB32-MBIA FBC ASSIST DIST #11	AR-0063	State Pool	03/11/22	Open	4.3239	6,862,354.48	6,862,354.48	0.00	6,887,558.24	6,887,558.24	0.00	0.00	0.00
MB36-MBIA FEE OFFICER	AR-0065	State Pool	03/14/22	Open	4.3238	1,805,715.57	1,805,715.57	0.00	1,806,611.59	1,806,611.59	0.00	0.00	0.00
MB37-MBIA FBC ASSIST DIST #7	AR-0066	State Pool	03/14/22	Open	4.3239	1,821,032.31	1,821,032.31	0.00	1,827,720.51	1,827,720.51	0.00	0.00	0.00
MB38-MBIA 2020A FBC TAX NOTE	AR-0067	State Pool	03/14/22	Open	4.3239	1,319,783.96	1,319,783.96	0.00	1,324,631.21	1,324,631.21	0.00	0.00	0.00
LO11-Logic-Moblity Proj 2022	AR-0070	State Pool	04/01/22	Open	0.0000	0.70	0.70	0.00	0.00	0.00	0.00	0.00	0.00
LO12-Logic-Cert of Oblig 22	AR-0071	State Pool	04/01/22	Open	4.0470	2,525.02	2,525.02	0.00	0.28	0.28	0.00	0.00	0.00
MB39-MBIA 2022 TAX NOTE	AR-0072	State Pool	12/16/22	Open	4.4983	0.00	0.00	0.00	29,057,190.38	29,057,190.38	0.00	0.00	0.00
MB40-MBIA FBC ASSIST DIST #22	AR-0073	State Pool	12/16/22	Open	4.4983	0.00	0.00	0.00	1,001,972.08	1,001,972.08	0.00	0.00	0.00
MB41-MBIA FUND440 CSCD	AR-0074	State Pool	12/16/22	Open	4.4522	0.00	0.00	0.00	4,758,722.49	4,758,722.49	0.00	0.00	0.00
MB42-MBIA FBC ASSIST DIST #10	AR-0075	State Pool	12/16/22	Open	4.4983	0.00	0.00	0.00	500,986.04	500,986.04	0.00	0.00	0.00
MB43-MBIA LATERAL ROAD	AR-0076	State Pool	12/16/22	Open	4.4983	0.00	0.00	0.00	1,001,972.08	1,001,972.08	0.00	0.00	0.00
MB44-MBIA COUNTY LAW LIBRARY	AR-0077	State Pool	12/16/22	Open	4.4983	0.00	0.00	0.00	1,001,972.08	1,001,972.08	0.00	0.00	0.00
State Pool Total					**4.3285**	**485,750,996.67**	**485,750,996.67**	**0.00**	**528,014,669.49**	**528,014,669.49**	**0.00**	**0.00**	**0.00**

Premium/Discount Amortization

Ft. Bend County

Effective Interest - Actual Life
Receipts in Period
12/01/22 - 12/31/22

CUSIP	Invest Number	Security Description	Purchase Date	Amortiz Date	Yield Earned	Beginning Par Val/Shares	Beginning Unamor Val/Cost	Premium Discount	Ending Par Val/Shares	Ending Amor Val/Cost	Unamor Prem/Dscnt	Amortization In the Perd	Amortization Purch/Date
Investment Total					3.9600	533,241,039.20	533,241,039.20	0.00	601,864,799.73	601,864,799.73	0.00	0.00	0.00

Open Investments
Ft. Bend County
Effective Interest - Actual Life
Receipts in Period
12/31/22

CUSIP	Invest Number	Security Description	Invest Class	Purchase Date	Call Date	Purchase Institut	SafeKeep Institut	Issuing Institut	Yield Matur	Yield Call	Original Unit Cost	Original Par Val/Shares	Original Princ/Cost	Orig Prem Discount	Ending Unit Price	Ending Par Val/Shares	Ending Amor Val/Cost	Unamor Prem/Dscnt
Money Market																		
Cadence-Money Market Accts	AR-0058	Money Market		01/31/21	Open	101	None	101	0.2500	0.2500	1.000000	210,194,488.52	210,194,488.52	0.00	1.000000	73,850,130.24	73,850,130.24	0.00
Money Market Total									**0.2500**	**0.2500**	**1.000000**	**210,194,488.52**	**210,194,488.52**	**0.00**	**1.000000**	**73,850,130.24**	**73,850,130.24**	**0.00**
State Pool																		
MB02-MBIA General	AR-0015	State Pool		11/01/08	Open	2000	None	2000	4.3170	4.3170	1.000000	17,374,917.83	17,374,917.83	0.00	1.000000	29,978,476.83	29,978,476.83	0.00
MB03-MBIA Road & Bridge	AR-0016	State Pool		11/01/08	Open	2000	None	2000	4.3170	4.3170	1.000000	2,856,438.24	2,856,438.24	0.00	1.000000	2,744,514.56	2,744,514.56	0.00
MB04-MBIA Drainage	AR-0017	State Pool		11/01/08	Open	2000	None	2000	4.3170	4.3170	1.000000	1,267,218.21	1,267,218.21	0.00	1.000000	7,204,274.37	7,204,274.37	0.00
MB06-MBIA Toll Rd. Operations	AR-0019	State Pool		11/01/08	Open	2000	None	2000	4.3170	4.3170	1.000000	3,143,377.27	3,143,377.27	0.00	1.000000	89,065,700.08	89,065,700.08	0.00
TT00-TX TERM General	AR-0022	State Pool		11/01/08	Open	2005	None	2005	4.1300	4.1300	1.000000	10,006,437.87	10,006,437.87	0.00	1.000000	1,089.12	1,089.12	0.00
TT02-TX TERM Toll Rd. Operation	AR-0024	State Pool		11/01/08	Open	2005	None	2005	3.6500	3.6500	0.000000	0.00	0.00	0.00	1.000000	1,087.86	1,087.86	0.00
TT04-TX TERM Road & Bridge	AR-0026	State Pool		11/01/08	Open	2005	None	2005	3.6500	3.6500	1.000000	10,463.28	10,463.28	0.00	1.000000	1,085.89	1,085.89	0.00
TT05-TX TERM Drainage	AR-0027	State Pool		11/01/08	Open	2005	None	2005	4.1300	4.1300	1.000000	109,774.61	109,774.61	0.00	1.000000	360.23	360.23	0.00
LOG1-Logic- General	AR-0028	State Pool		11/10/08	Open	200	None	200	4.3336	4.3336	1.000000	10,000,000.00	10,000,000.00	0.00	1.000000	31,621,799.80	31,621,799.80	0.00
LOG2-Logic-Toll Rd.Operations	AR-0029	State Pool		11/10/08	Open	200	None	200	4.3336	4.3336	1.000000	2,000,000.00	2,000,000.00	0.00	1.000000	10,267,632.76	10,267,632.76	0.00
LOG5-Logic-Drainage	AR-0032	State Pool		11/10/08	Open	200	None	200	4.3336	4.3336	1.000000	500,000.00	500,000.00	0.00	1.000000	7,527,515.81	7,527,515.81	0.00
LOG8-Logic-Road & Bridge	AR-0035	State Pool		11/10/08	Open	200	None	200	4.3336	4.3336	1.000000	1,000,000.00	1,000,000.00	0.00	1.000000	2,695,536.84	2,695,536.84	0.00
MB12-MBIA ESD 100 AGREEMENT	AR-0041	State Pool		08/31/16	Open	2000	None	2000	4.3170	4.3170	1.000000	3,900,000.00	3,900,000.00	0.00	1.000000	10,659,062.88	10,659,062.88	0.00
MB13-MBIA ASSISTANCE DIST #1	AR-0042	State Pool		08/31/16	Open	2000	None	2000	4.3170	4.3170	1.000000	10,000,000.00	10,000,000.00	0.00	1.000000	12,692,842.89	12,692,842.89	0.00
MB14-MBIA GR PARKWAY OPERATIONS	AR-0043	State Pool		08/31/16	Open	2000	None	2000	4.3170	4.3170	1.000000	8,500,000.00	8,500,000.00	0.00	1.000000	61,870,720.83	61,870,720.83	0.00
LO10-LOGIC-COUNTY'S CARE ACT	AR-0047	State Pool		05/12/20	Open	200	None	200	4.3336	4.3336	1.000000	67,000,000.00	67,000,000.00	0.00	1.000000	5,606,666.31	5,606,666.31	0.00
MB18-MBIA COUNTY'S CARES ACT	AR-0048	State Pool		05/12/20	Open	2000	None	2000	4.3170	4.3170	1.000000	67,000,000.00	67,000,000.00	0.00	1.000000	65,578,607.30	65,578,607.30	0.00
MB19-MBIA FBC ASSIST. DIST. #2	AR-0049	State Pool		05/13/20	Open	2000	None	2000	4.3170	4.3170	1.000000	2,500,000.00	2,500,000.00	0.00	1.000000	9,150,290.94	9,150,290.94	0.00
MB20- MBIA FBC ASSIST. DIST. #4	AR-0050	State Pool		05/13/20	Open	2000	None	2000	4.3170	4.3170	1.000000	1,250,000.00	1,250,000.00	0.00	1.000000	2,284,636.70	2,284,636.70	0.00
MB21-MBIA FBC ASSIST. DIST. #6	AR-0051	State Pool		05/13/20	Open	2000	None	2000	3.8546	3.8546	1.000000	2,000,000.00	2,000,000.00	0.00	1.000000	3,356,810.81	3,356,810.81	0.00
MB23-MBIA JUVENILE	AR-0053	State Pool		05/13/20	Open	2000	None	2000	4.3170	4.3170	1.000000	8,000,000.00	8,000,000.00	0.00	1.000000	16,543,879.34	16,543,879.34	0.00
MB24-MBIA DEBT SERVICE	AR-0054	State Pool		05/13/20	Open	2000	None	2000	4.3170	4.3170	1.000000	21,000,000.00	21,000,000.00	0.00	1.000000	19,184,941.39	19,184,941.39	0.00
MB25-MBIA DRAINAGE DEBT SERVICE	AR-0055	State Pool		05/13/20	Open	2000	None	2000	4.3170	4.3170	1.000000	1,000,000.00	1,000,000.00	0.00	1.000000	4,147,974.31	4,147,974.31	0.00
MB26-FACILITIES BOND 2018	AR-0056	State Pool		05/13/20	Open	2000	None	2000	4.3170	4.3170	1.000000	14,000,000.00	14,000,000.00	0.00	1.000000	3,429,615.78	3,429,615.78	0.00
MB27-MBIA TX HERITAGE PARKWAY	AR-0057	State Pool		05/13/20	Open	2000	None	2000	4.3170	4.3170	1.000000	17,000,000.00	17,000,000.00	0.00	1.000000	1,509,328.87	1,509,328.87	0.00
MB28-MBIA GRAND PARKWAY 2021	AR-0059	State Pool		08/02/21	Open	2000	None	2000	4.3170	4.3170	1.000000	25,000,000.00	25,000,000.00	0.00	1.000000	16,714,507.28	16,714,507.28	0.00
MB29-MBIA SR LIEN TOLL RD 2021	AR-0060	State Pool		08/02/21	Open	2000	None	2000	4.3170	4.3170	1.000000	68,000,000.00	68,000,000.00	0.00	1.000000	45,606,259.36	45,606,259.36	0.00
MB30-MBIA FLOOD PRO DRAINAGE 20	AR-0061	State Pool		08/02/21	Open	2000	None	2000	4.3170	4.3170	1.000000	10,000,000.00	10,000,000.00	0.00	1.000000	16,304,393.33	16,304,393.33	0.00
MB31-MBIA FBC ASSIST DIST #9	AR-0062	State Pool		03/11/22	Open	2000	None	2000	4.3170	4.3170	1.000000	2,000,000.00	2,000,000.00	0.00	1.000000	3,095,720.04	3,095,720.04	0.00
MB32-MBIA FBC ASSIST DIST #11	AR-0063	State Pool		03/11/22	Open	2000	None	2000	4.3170	4.3170	1.000000	3,000,000.00	3,000,000.00	0.00	1.000000	6,887,558.24	6,887,558.24	0.00
MB36-MBIA FEE OFFICER	AR-0065	State Pool		03/14/22	Open	2000	None	2000	4.3170	4.3170	1.000000	3,000,000.00	3,000,000.00	0.00	1.000000	1,806,611.59	1,806,611.59	0.00
MB37-MBIA FBC ASSIST DIST #7	AR-0066	State Pool		03/14/22	Open	2000	None	2000	4.3170	4.3170	1.000000	1,000,000.00	1,000,000.00	0.00	1.000000	1,827,720.51	1,827,720.51	0.00
MB38-MBIA 2020A FBC TAX NOTE	AR-0067	State Pool		03/14/22	Open	2000	None	2000	4.3170	4.3170	1.000000	2,000,000.00	2,000,000.00	0.00	1.000000	1,324,631.21	1,324,631.21	0.00
LO11-Logic-Moblity Proj 2022	AR-0070	State Pool		04/01/22	Open	200	None	200	3.1167	3.1167	1.000000	11,000,000.00	11,000,000.00	0.00	0.000000	0.00	0.00	0.00
LO12-Logic-Cert of Oblig 22	AR-0071	State Pool		04/01/22	Open	200	None	200	4.3336	4.3336	1.000000	11,000,000.00	11,000,000.00	0.00	1.000000	0.28	0.28	0.00
MB39-MBIA 2022 TAX NOTE	AR-0072	State Pool		12/16/22	Open	2000	None	2000	4.3170	4.3170	0.000000	0.00	0.00	0.00	1.000000	29,057,190.38	29,057,190.38	0.00
MB40-MBIA FBC ASSIST DIST #22	AR-0073	State Pool		12/16/22	Open	2000	None	2000	4.3170	4.3170	1.000000	1,000,000.00	1,000,000.00	0.00	1.000000	1,001,972.08	1,001,972.08	0.00
MB41-MBIA FUND440 CSCD	AR-0074	State Pool		12/16/22	Open	2000	None	2000	4.3170	4.3170	1.000000	4,000,000.00	4,000,000.00	0.00	1.000000	4,758,722.49	4,758,722.49	0.00
MB42-MBIA FBC ASSIST DIST #10	AR-0075	State Pool		12/16/22	Open	2000	None	2000	4.3170	4.3170	1.000000	500,000.00	500,000.00	0.00	1.000000	500,986.04	500,986.04	0.00
MB43-MBIA LATERAL ROAD	AR-0076	State Pool		12/16/22	Open	2000	None	2000	4.3170	4.3170	1.000000	1,000,000.00	1,000,000.00	0.00	1.000000	1,001,972.08	1,001,972.08	0.00
MB44-MBIA COUNTY LAW LIBRARY	AR-0077	State Pool		12/16/22	Open	2000	None	2000	4.3170	4.3170	1.000000	1,000,000.00	1,000,000.00	0.00	1.000000	1,001,972.08	1,001,972.08	0.00
State Pool Total									**4.3159**	**4.3159**	**1.000000**	**414,918,627.31**	**414,918,627.31**	**0.00**	**1.000000**	**528,014,669.49**	**528,014,669.49**	**0.00**
Investment Total									**3.8170**	**3.8170**	**1.000000**	**625,113,115.83**	**625,113,115.83**	**0.00**	**1.000000**	**601,864,799.73**	**601,864,799.73**	**0.00**

Open Investments
Ft. Bend County
Effective Interest - Actual Life
Receipts in Period
12/31/22

Showing Ending Par Val/Shares: $601,864,799.73



FBC INVESTMENT TRAILING 12 MONTHS

Open Investments		FARMERS MAC DN	FFCB	FHLB	FHLMC	FNMA	FNMA DISCOUNT NOTE	State Pool	Prosperity Money Market	Prosperity - Invst. Acct.
$ 561,165,551	12/31/2021	$ -	$ -	$ -	$ -	$ -	$ -	$ 439,672,912	$ 121,492,639	$ -
$ 738,368,878	1/31/2022	$ -	$ -	$ -	$ -	$ -	$ -	$ 591,714,806	$ 146,654,072	$ -
$ 748,933,656	2/28/2022	$ -	$ -	$ -	$ -	$ -	$ -	$ 617,274,169	$ 131,659,487	$ -
$ 777,559,316	3/31/2022	$ -	$ -	$ -	$ -	$ -	$ -	$ 653,121,342	$ 124,437,974	$ -
$ 743,346,280	4/30/2022	$ -	$ -	$ -	$ -	$ -	$ -	$ 672,068,903	$ 71,277,377	$ -
$ 709,532,923	5/31/2022	$ -	$ -	$ -	$ -	$ -	$ -	$ 641,573,367	$ 67,959,556	$ -
$ 756,138,796	6/30/2022	$ -	$ -	$ -	$ -	$ -	$ -	$ 395,117,356	$ 361,021,440	$ -
$ 717,814,138	7/31/2022	$ -	$ -	$ -	$ -	$ -	$ -	$ 383,523,758	$ 334,290,380	$ -
$ 636,698,125	8/31/2022	$ -	$ -	$ -	$ -	$ -	$ -	$ 410,882,058	$ 225,816,067	$ -
$ 595,217,154	9/30/2022	$ -	$ -	$ -	$ -	$ -	$ -	$ 393,060,351	$ 202,156,803	$ -
$ 558,255,220	10/31/2022	$ -	$ -	$ -	$ -	$ -	$ -	$ 494,855,306	$ 63,399,914	$ -
$ 533,241,039	11/30/2022	$ -	$ -	$ -	$ -	$ -	$ -	$ 485,750,997	$ 47,490,042	$ -
$ 601,864,799	12/31/2022	$ -	$ -	$ -	$ -	$ -	$ -	$ 528,014,669	$ 73,850,130	$ -

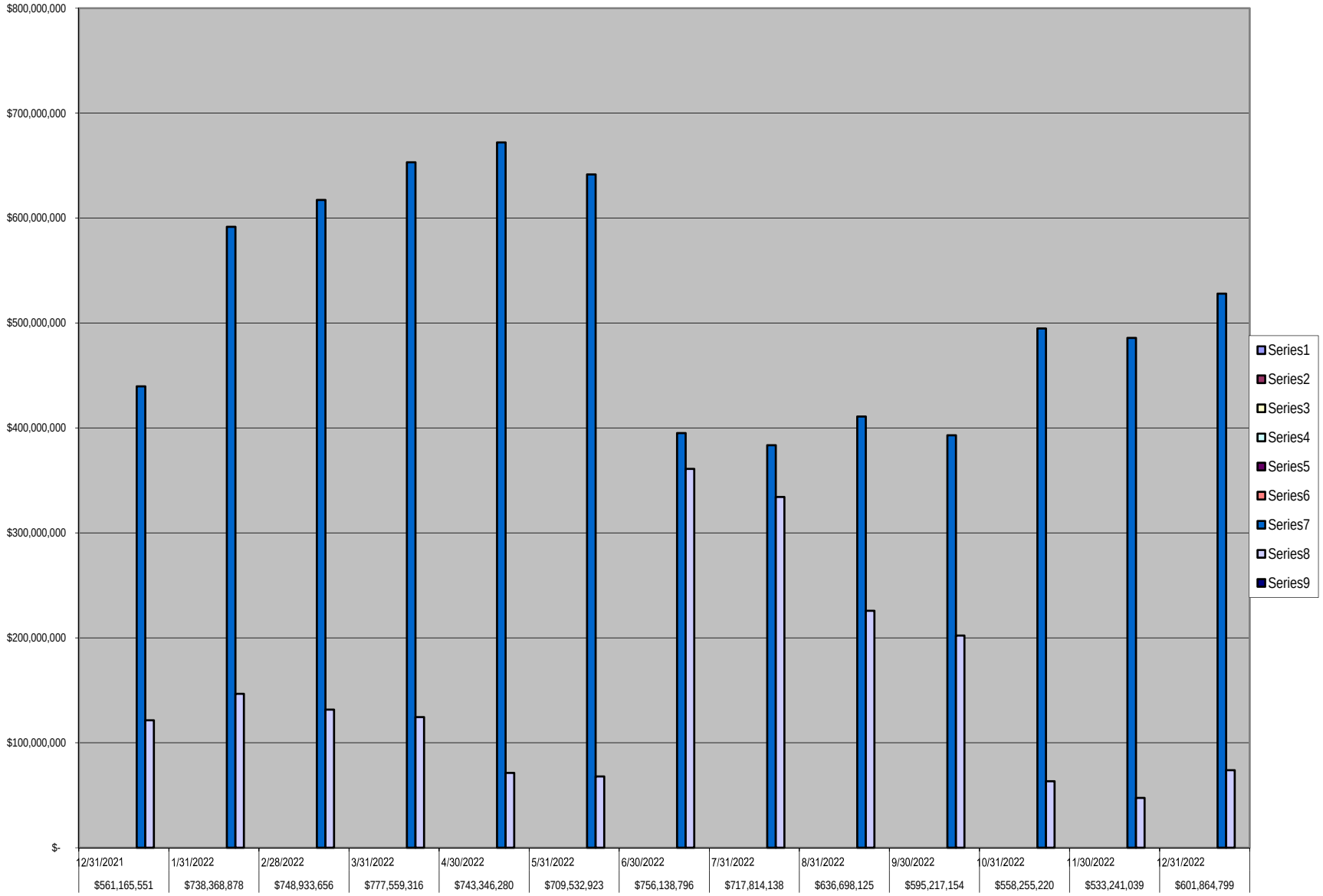
$800,000,000
$700,000,000
$600,000,000
$500,000,000
$400,000,000
$300,000,000
$200,000,000
$100,000,000
$-
12/31/2021
$561,165,551
1/31/2022
$738,368,878
2/28/2022
$748,933,656
3/31/2022
$777,559,316
4/30/2022
$743,346,280
5/31/2022
$709,532,923
6/30/2022
$756,138,796
7/31/2022
$717,814,138
8/31/2022
$636,698,125
9/30/2022
$595,217,154
10/31/2022
$558,255,220
11/30/2022
$533,241,039
12/31/2022
$601,864,799
Series1
Series2
Series3
Series4
Series5
Series6
Series7
Series8
Series9

CADENCE
BANK

01/25/2023

To Whom It May Concern,

In accordance with Cadence Bank's Depository Bid, the interest rate for the month of December 2022 is a fixed rate of 0.25% for all Fort Bend County interest-bearing account.

Sincerely,

Jessica Escamilla

Jessica Escamilla
Implementation Project Partner
Cadence Bank N.A.

Texas CLASS

Texas CLASS AVERAGE MONTHLY YIELD: 4.3170%

Date	Dividend Rate	Daily Yield
12/01/2022	0.000110777	4.0434%
12/02/2022	0.000335097	4.0770%
12/03/2022	0.000000000	4.0770%
12/04/2022	0.000000000	4.0770%
12/05/2022	0.000112185	4.0948%
12/06/2022	0.000112195	4.0951%
12/07/2022	0.000112616	4.1105%
12/08/2022	0.000113271	4.1344%
12/09/2022	0.000340875	4.1473%
12/10/2022	0.000000000	4.1473%
12/11/2022	0.000000000	4.1473%
12/12/2022	0.000114031	4.1624%
12/13/2022	0.000114054	4.1629%
12/14/2022	0.000114551	4.1812%
12/15/2022	0.000116411	4.2490%
12/16/2022	0.000364182	4.4309%
12/17/2022	0.000000000	4.4309%
12/18/2022	0.000000000	4.4309%
12/19/2022	0.000123975	4.5251%
12/20/2022	0.000123654	4.5134%
12/21/2022	0.000123551	4.5096%
12/22/2022	0.000123305	4.5006%
12/23/2022	0.000493196	4.5004%
12/24/2022	0.000000000	4.5004%
12/25/2022	0.000000000	4.5004%
12/26/2022	0.000000000	4.5004%
12/27/2022	0.000123258	4.4989%
12/28/2022	0.000123821	4.5195%
12/29/2022	0.000123740	4.5165%
12/30/2022	0.000247730	4.5211%
12/31/2022	0.000000000	4.5211%

Performance results are shown net of all fees and expenses and reflect the reinvestment of dividends and other earnings. Many factors affect performance including changes in market conditions and interest rates and in response to other economic, political, or financial developments. Investment involves risk including the possible loss of principal. No assurance can be given that the performance objectives of a given strategy will be achieved. **Past performance is no guarantee of future results. Any financial and/or investment decision may incur losses.**

December 31, 2022

TexasDAILY

Current Yield[1]: 4.34%

Historical Rates Monthly Distribution Yields[2]

	2012	2013	2014	2015	2016	2017	2018	2019	2020	2021	2022
January	0.08%	0.12%	0.04%	0.07%	0.35%	0.58%	1.34%	2.40%	1.61%	0.07%	0.02%
February	0.10%	0.10%	0.04%	0.08%	0.39%	0.59%	1.40%	2.40%	1.58%	0.05%	0.02%
March	0.10%	0.10%	0.04%	0.09%	0.41%	0.66%	1.50%	2.41%	1.20%	0.05%	0.14%
April	0.10%	0.08%	0.04%	0.09%	0.42%	0.75%	1.65%	2.42%	0.83%	0.05%	0.30%
May	0.12%	0.08%	0.04%	0.09%	0.43%	0.76%	1.75%	2.41%	0.41%	0.04%	0.68%
June	0.13%	0.05%	0.04%	0.09%	0.44%	0.85%	1.85%	2.41%	0.24%	0.03%	1.00%
July	0.13%	0.05%	0.05%	0.10%	0.45%	0.96%	1.96%	2.38%	0.22%	0.02%	1.49%
August	0.13%	0.05%	0.06%	0.11%	0.47%	1.00%	1.99%	2.21%	0.16%	0.02%	2.11%
September	0.13%	0.05%	0.06%	0.13%	0.50%	1.03%	2.03%	2.15%	0.14%	0.02%	2.43%
October	0.13%	0.04%	0.06%	0.15%	0.47%	1.05%	2.15%	1.97%	0.12%	0.02%	3.04%
November	0.13%	0.04%	0.06%	0.15%	0.45%	1.09%	2.21%	1.74%	0.10%	0.02%	3.65%
December	0.13%	0.04%	0.07%	0.23%	0.50%	1.21%	2.32%	1.66%	0.09%	0.02%	4.13%

Call toll-free
1-866-839-8376

Past performance is not indicative of future results and yields may vary.

(1) The current yield, which is also known as the current annualized yield or current seven-day yield, represents the net change, exclusive of capital changes and income other than investment income, in the value of a hypothetical account with a balance of one share (normally $1.00 per share) over a seven-day base period expressed as a percentage of the value of one share at the beginning of the seven-day period. This resulting net change in account value is then annualized by multiplying it by 365 and dividing the result by 7. The yields shown may reflect fee waivers by service providers that subsidize and reduce the total operating expenses of the TexasDAILY portfolio. Portfolio yields would be lower if there were no such waivers.

(2) The monthly distribution yield represents the sum of a month's one-day allocation factors divided by the number of days in that month, and multiplied by 365. The yields shown may reflect fee waivers by service providers that subsidize and reduce the total operating expenses of the TexasDAILY portfolio. Portfolio yields would be lower if there were no such waivers.

This information is for institutional investors, not for further distribution to retail investors, and does not represent an offer to sell or a solicitation of an offer to buy or sell any fund or other security. Investors should consider the Texas Range Investment Program's (the "Program's") investment objectives, risks, charges and expenses before investing. This and other information about the Program is available in the Program's Information Statement, which should be read carefully before investing. A copy of the Program's Information Statement may be obtained by calling 1-866-839-8376 or is available on the Program's website at www.texas-range.com. While TexasDAILY and TexasDAILY Select seek to maintain a stable net asset value of $1.00 per share and TexasTERM seeks to achieve a net asset value of $1.00 per share at its stated maturity, it is possible to lose money investing in the Program. An investment in the Program is not insured or guaranteed by the Federal Deposit Insurance Corporation or any other governmental agency. Shares of the Program are distributed by ***PFM Fund Distributors, Inc.****, member Financial Industry Regulatory Authority (FINRA) (www.finra.org) and Securities Investor Protection Corporation (SIPC) (www.sipc.org). PFM Fund Distributors, Inc. is an affiliate of PFM Asset Management LLC.*

LOGIC VERSUS 90-DAY TREASURY BILL

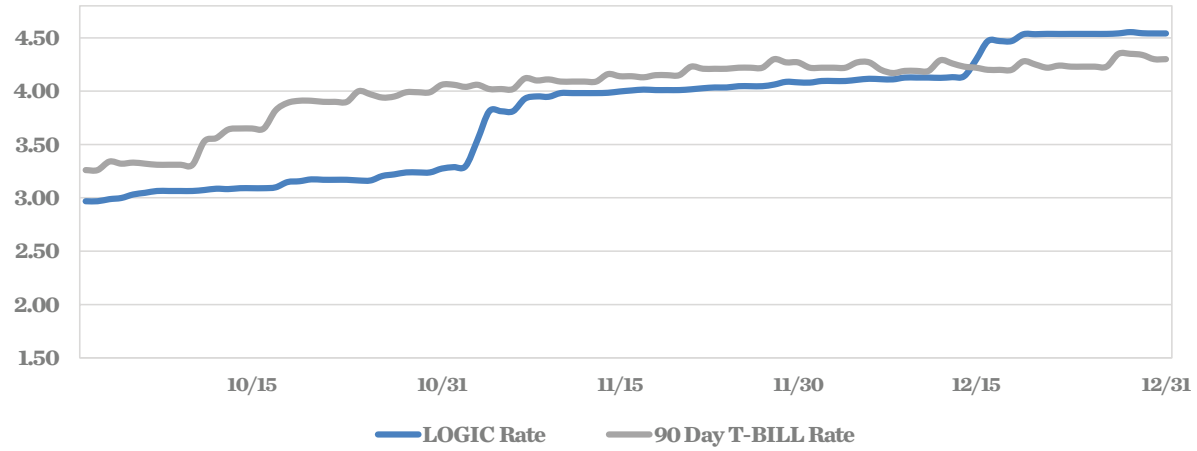

This material is for information purposes only. This information does not represent an offer to buy or sell a security. The above rate information is obtained from sources that are believed to be reliable; however, its accuracy or completeness may be subject to change. The LOGIC management fee may be waived in full or in part at the discretion of the LOGIC co-administrators and the LOGIC rate for the period shown reflects waiver of fees. This table represents historical investment performance/return to the customer, net of fees, and is not an indication of future performance. An investment in the security is not insured or guaranteed by the Federal Deposit Insurance Corporation or any other government agency. Although the issuer seeks to preserve the value of an investment of $1.00 per share, it is possible to lose money by investing in the security. Information about these and other program details are in the fund's Information Statement which should be read carefully before investing. The yield on the 90-Day Treasury Bill ("T-Bill Yield") is shown for comparative purposes only. When comparing the investment returns of the LOGIC pool to the T-Bill Yield, you should know that the LOGIC pool consists of allocations of specific diversified securities as detailed in the respective Information Statements. The T-Bill Yield is taken from Bloomberg Finance L.P. and represents the daily closing yield on the then current 90-Day T-Bill. The LOGIC yield is calculated in accordance with regulations governing the registration of open-end management investment companies under the Investment Company Act of 1940 as promulgated from time to time by the federal Securities and Exchange Commission.

DAILY SUMMARY FOR DECEMBER 2022

DATE	MNY MKT FUND EQUIV. [SEC Std.]	DAILY ALLOCATION FACTOR	INVESTED BALANCE	MARKET VALUE PER SHARE	WAM DAYS (1)	WAL DAYS (2)
12/1/2022	4.0815%	0.000111823	$8,321,547,849.58	0.999838	18	74
12/2/2022	4.0965%	0.000112233	$8,327,522,716.40	0.999755	17	73
12/3/2022	4.0965%	0.000112233	$8,327,522,716.40	0.999755	17	73
12/4/2022	4.0965%	0.000112233	$8,327,522,716.40	0.999755	17	73
12/5/2022	4.1077%	0.000112541	$8,393,570,477.83	0.999893	17	72
12/6/2022	4.1174%	0.000112806	$8,403,669,339.74	0.999916	17	72
12/7/2022	4.1133%	0.000112692	$8,419,567,239.70	0.999930	17	71
12/8/2022	4.1117%	0.000112650	$8,500,223,912.73	0.999974	16	70
12/9/2022	4.1287%	0.000113116	$8,577,657,731.17	0.999868	15	68
12/10/2022	4.1287%	0.000113116	$8,577,657,731.17	0.999868	15	68
12/11/2022	4.1287%	0.000113116	$8,577,657,731.17	0.999868	15	68
12/12/2022	4.1260%	0.000113042	$8,652,966,603.75	1.000002	15	66
12/13/2022	4.1325%	0.000113219	$8,649,101,195.53	1.000007	16	66
12/14/2022	4.1413%	0.000113459	$8,615,808,977.16	1.000050	16	66
12/15/2022	4.2945%	0.000117658	$8,604,929,308.42	1.000036	17	67
12/16/2022	4.4709%	0.000122491	$8,643,389,124.70	0.999914	18	66
12/17/2022	4.4709%	0.000122491	$8,643,389,124.70	0.999914	18	66
12/18/2022	4.4709%	0.000122491	$8,643,389,124.70	0.999914	18	66
12/19/2022	4.5352%	0.000124253	$9,552,071,209.79	1.000058	18	61
12/20/2022	4.5353%	0.000124254	$9,621,316,994.96	1.000059	18	62
12/21/2022	4.5386%	0.000124346	$9,557,842,114.69	1.000066	18	62
12/22/2022	4.5375%	0.000124315	$9,677,749,776.10	1.000075	17	61
12/23/2022	4.5381%	0.000124332	$9,696,998,014.42	0.999866	16	58
12/24/2022	4.5381%	0.000124332	$9,696,998,014.42	0.999866	16	58
12/25/2022	4.5381%	0.000124332	$9,696,998,014.42	0.999866	16	58
12/26/2022	4.5381%	0.000124332	$9,696,998,014.42	0.999866	16	58
12/27/2022	4.5429%	0.000124463	$9,805,577,017.22	1.000096	17	58
12/28/2022	4.5551%	0.000124796	$9,245,341,490.93	1.000105	17	60
12/29/2022	4.5445%	0.000124507	$9,459,399,554.29	1.000108	17	58
12/30/2022	4.5424%	0.000124448	$9,528,526,006.65	0.999900	16	55
12/31/2022	4.5424%	0.000124448	$9,528,526,006.65	0.999900	16	55
Average	**4.3336%**	**0.000118728**	**$8,966,820,511.30**		**17**	**65**

Cadence Bank
Money Market Accounts
December 31 2022

FUND	DESCRIPTION	BEGINNING BALANCE	DEPOSITS	WITH-DRAWALS	INTEREST	ENDING BALANCE
100	General Operating	15,350,739.22	120,799,875.01	112,300,337.65	4,660.76	23,854,937.34
150	Juvenile Operations	1,170,648.48	1,007,914.22	1,912,896.20	151.14	265,817.64
155	Road & Bridge	568,448.80	4,449,788.33	4,647,833.33	148.71	370,552.51
160	Drainage District	356,831.23	1,900,663.76	1,816,744.37	57.84	440,808.46
165	Lateral Road	1,393,105.13	-	1,000,000.00	186.21	393,291.34
170	Statue Restoration	4,627.22	-	-	0.98	4,628.20
175	City Water Assistance	3,629.98	223.00	390.47	0.73	3,463.24
185	Entex Contributions	4.71	-	-	-	4.71
190	H L & P Assistance	22,033.15	-	-	4.68	22,037.83
195	County Law Library	1,230,306.75	32,306.65	1,052,140.00	149.17	210,622.57
200	Law Enforcement Academy	606,130.85	660.00	15,070.35	127.21	591,847.71
205	Surface Water Supply Corp.	8,362.87	-	-	1.78	8,364.65
206	Industrial Development Corp	798.38	-	-	0.17	798.55
207	FBC Historical Commission	7,015.23	-	-	1.49	7,016.72
215	Library Donations	98,908.35	273.41	1,689.98	20.94	97,512.72
225	FBC Asset Forfei.Task-State	749,706.96	652,723.44	14,248.03	175.36	1,388,357.73
235	Probate Court Training	168,724.89	911.43	-	35.94	169,672.26
245	Alert Program-Juvenile	55,902.18	-	-	11.87	55,914.05
255	D A Asset Forfeiture-Fed.	55.59	-	-	0.01	55.60
265	Gus George Memorial	4,703.62		-	1.00	4,704.62
275	D A Special Fund Run	10,141.63	2,265.00	-	2.57	12,409.20
280	Co.Atty.Supplemental Salary	251,601.47	-	10,450.76	52.11	241,202.82
290	VIT Interest (Tax Coll)	71,753.95	2,922.27	-	15.84	74,692.06
300	FBC Elections	264,074.60	82,037.00	5,842.47	62.15	340,331.28
310	Sheriff Ofc/Forfei.Assets-St.	727,032.43	2,384.00	3,039.78	154.41	726,531.06
315	Sheriff Ofc/Forfei.Assets-Fed.	30,703.20	-	-	6.52	30,709.72
320	Constable Pct. 2 F/A	24.10	-	-	0.01	24.11
322	Constable Pct 3 F/A	8,273.38	-	-	1.76	8,275.14
324	Constable Pct 1 F/A	0.76	-	-	-	0.76
332	Fire Marshal St. Ass't. Forfeiture	705.32	-	-	0.15	705.47
335	DA Asset Forfeit.-State	908,497.76	94,170.32	1,477.78	194.02	1,001,384.32
360	Law Enforcement Training	121,559.50	-	126.00	25.79	121,459.29
390	Child Protective Service IV-E	21,773.58	-	13,780.40	3.10	- 7,996.28
402	Hope 3 Program Sales	61.11	-	-	0.01	61.12

Cadence Bank
Money Market Accounts
December 31 2022

410	Child Support IVD Reimb.	174,146.88	3,713.12	-	37.69	177,897.69
415	Local Law Enf.Block Grant	51,288.52	-	-	10.89	51,299.41
440	Supervision	5,331,280.48	281,148.30	5,363,279.26	609.13	249,758.65
470	FBC Assist District #16	73,364.08	4,194.48	-	16.24	77,574.80
471	FBC Assist District #17	3,633.39	449.93	-	0.84	4,084.16
472	FBC Assist District #18	53,654.76	2,533.38	-	11.79	56,199.93
473	FBC Assist District #19	101,065.98	15,429.16	950.00	23.73	115,568.87
474	FBC Assist District #20	296,177.43	7,081.91	-	64.00	303,323.34
475	FBC Assist District #21	7,056.52	323.25	-	1.55	7,381.32
476	FBC Assist District #22	987,320.99	37,096.24	1,000,000.00	105.89	24,523.12
600/605	Debt Service Account	277,360.73	9,950,060.60	10,053,250.00	138.58	174,309.91
610	Drainage Debt Service	28,867.60	209,464.23	150,000.00	9.99	88,341.82
750	Mission Bend/Four Corners	372,277.90	-	-	79.05	372,356.95
756	2018 Facilities Bond Projects	9,035.45	567,076.22	571,379.91	13.47	4,745.23
764	2020 Drainage Flood Projects	432,126.57	-	289,930.59	66.53	142,262.51
766	2020 Mobility - Tx Heritage Pkwy	55,420.49	705,004.00	718,314.16	22.52	42,132.85
768	2020A Tax Notes	198,896.66	-		42.23	198,938.89
771	2021 Tax Note Account	141,109.88	-	-	29.96	141,139.84
772	Certificate of Obligation 2022	665,962.36	2,525.02	668,487.38	0.01	0.01
773	FBC Tax Note 2022	-	30,000,000.00	128,750.00	262.10	29,871,512.10
774	2022 Mobility Projects	404,179.69	146,393.25	-	109.47	550,682.41
803	2021 FBCTRA Bond Projects	371,782.31	4,500,000.00	4,803,785.10	136.06	68,133.27
807	2021 Grand Pkwy Toll Rd Projects	143,523.43	2,300,000.00	2,421,571.23	47.84	22,000.04
810	Toll Road Operations	839,673.36	4,791,486.72	5,029,316.97	339.94	602,183.05
815	Grand Pkwy Toll Road Ops	500,563.53	2,601,115.54	2,974,508.11	183.13	127,354.09
860	EPI Center Enterprises	103,164.07	103,083.33	103,084.07	7.78	103,171.11
990	County's Cares Act	421,622.11	2,659,729.30	2,960,114.66	60.29	121,297.04
TREA	Treasurer's Account	950,866.46	58,548,289.86	57,855,629.67	395.62	1,643,922.27
INVE	FBC Investment Account	-	78,400,000.00	78,400,000.00	53.08	53.08
850M	Boon-Chapman Medical	951,543.05	4,501,791.04	4,622,054.49	306.27	831,585.87
850D	Boon-Chapman Dental	1,054,619.95	220.00	173,093.86	203.34	881,949.43
882	Boon-Chapman 125	468,616.43	74,380.36	86,263.34	100.72	456,834.17
884	Fee Officer's Account	1,236,491.91	2,265,153.84	1,971,530.44	-	1,530,115.31
912	JP Credit Card Processing	81,391.54	266,520.45	333,420.99	11.81	14,502.81
908	EMS Credit Card Processing	37,530.09	27,056.34	39,838.06	6.27	24,754.64

Cadence Bank
Money Market Accounts
December 31 2022

DACC	D A Credit Card Processing	14,109.88	13,710.00	25,952.74	0.44	1,867.58
PTCC	Public Transportation Credit Cards	2,403.05	11,312.50	10,194.27	0.49	3,521.77
CSCC	CSCD Credit Card	240,489.45	251,932.47	262,666.63	36.30	229,791.59
LBCC	Library Credit Card	1,264.47	6,294.34	6,903.71	0.23	655.33
JUCC	Juvenile Credit Card	465.01	2,239.34	1,819.71	0.15	884.79
SOCC	Sheriff Credit Card	14,822.96	38,084.09	19,312.05	4.35	33,599.35
TRCC	Toll Road Permit Credit Card	2,875.45	529.79	3,005.24	0.43	400.43
130	Assistant Dist Number 1	791,079.65	523,205.09	1,054,623.16	133.20	259,794.78
131	Assistant Dist Number 2	717,054.79	196,032.94	530,132.44	124.21	383,079.50
133	Assistant Dist Number 4	575,338.03	137,458.21	511,377.00	88.16	201,507.40
134	Assistant Dist Number 5	602,924.93	19,613.72	-	131.11	622,669.76
135	Assistant Dist Number 6	680,603.47	131,470.65	538,872.53	104.88	273,306.47
136	Assistant Dist Number 7	325,338.28	140,724.51	70,981.50	81.46	395,162.75
137	Assistant Dist Number 8	121,484.12	12,505.02	950.00	27.61	133,066.75
138	Assistant Dist Number 9	543,627.61	98,486.12	302,523.15	96.29	339,686.87
139	Assistant Dist Number 10	989,914.11	58,858.23	571,620.73	155.05	477,306.66
140	Assistant Dist Number 11	266,775.38	171,035.18	42,116.28	77.82	395,772.10
141	Assistant District Number 12	120,580.63	13,089.73	-	27.13	133,697.49
145	Emergency Svc Dist 100	319,751.74	-	2,535.60	67.70	317,283.84
CCCA	Non Fee Officer CC Clearing Acct	23,576.33	52,753.77	53,380.80	4.20	22,953.50
JPMT	Juror Payments	39,793.33	1.00	7,156.33	7.78	32,645.78
EPEC	Engineering Permitting E-Check	8,096.29	13,980.00	12,906.29	1.26	9,171.26
JP41	JP 4 E-Filing	9,622.40	19,924.75	27,441.90	0.66	2,105.91
JP12	JP 1-2 E-Filing	1,287.12	8,058.00	7,871.12	0.35	1,474.35
JP21	JP 2-1 E-Filing	3,784.11	23,282.75	22,930.86	0.82	4,136.82
JP11	JP 1-1 E-Filing	448.66	6,391.50	6,317.16	0.20	523.20
JP31	JP 3 E-Filing	4,074.58	17,366.50	19,943.08	0.96	1,498.96
	EMS Patient Acct Svcs ACH	0.78	541,763.07	541,763.85	1.02	1.02
DCJS	DC Jury Summons Postage	20,004.11	-	4.11	4.25	20,004.25
	Elections CC Account	0.09	138.00	1.09	0.02	137.02
	Fire Marshal CC Account	5,950.74	21,390.00	13,000.74	1.89	14,341.89
	Total	47,490,042.53	334,532,068.98	308,182,923.93	10,942.66	73,850,130.24