Investment Report
Ft. Bend County
01/01/22 - 01/31/22

This report summarizes the investment position of Ft. Bend County for the period 01/01/22 to 01/31/22.

	12/31/21	01/31/22
Book Value	561,165,550.59	738,368,877.69
Market Value	561,165,550.59	738,368,877.69
Par Value	561,165,550.59	738,368,877.69
Change in Market Value		0.03
Weighted Average Maturity (in Days)	0	0
Weighted Average Yield-to-Maturity of Portfolio	0.0698%	0.0892%
Yield-to-Maturity of 90 Day T-Bill	0.0500%	0.1880%
Accrued Interest		0.01

This report is presented in accordance with the Texas Government Code Title 10 Section 2256.023. The below signed hereby certify that, to the best of their knowledge on the date this report was created, Ft. Bend County is in compliance with the provisions of Government Code 2256 and with the stated policies and strategies of Ft. Bend County.

Pamela Gubbels — 6-6-22

Director of Finance & Investments — Date

6-7-22

County Treasurer — Date

Investment Report
Ft. Bend County
01/01/22 - 01/31/22

Portfolio Composition - 12/31/21

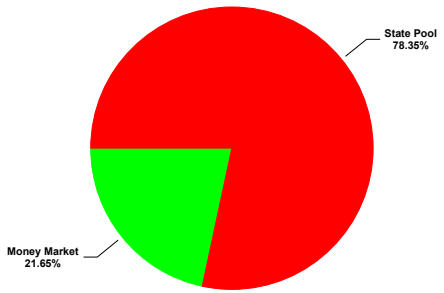

Portfolio Composition - 01/31/22

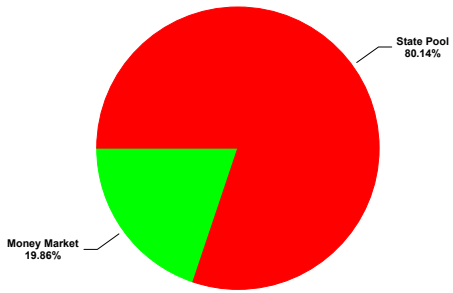

Maturity Aging - 12/31/21 vs 01/31/22

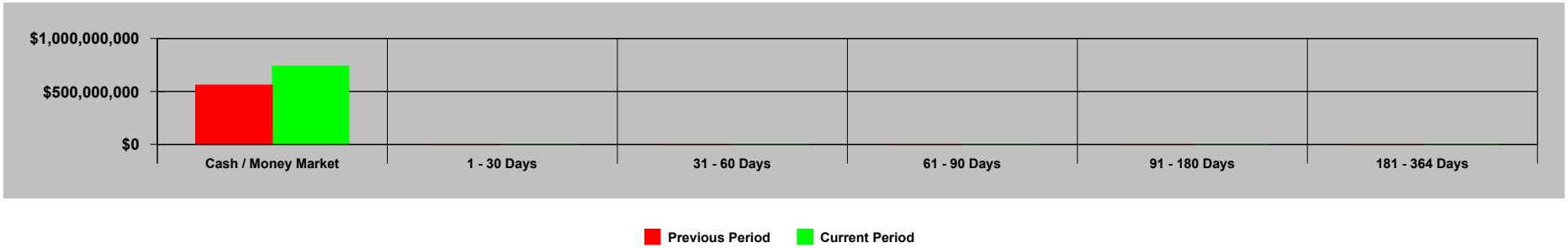

Portfolio Performance - 01/01/22 to 01/31/22

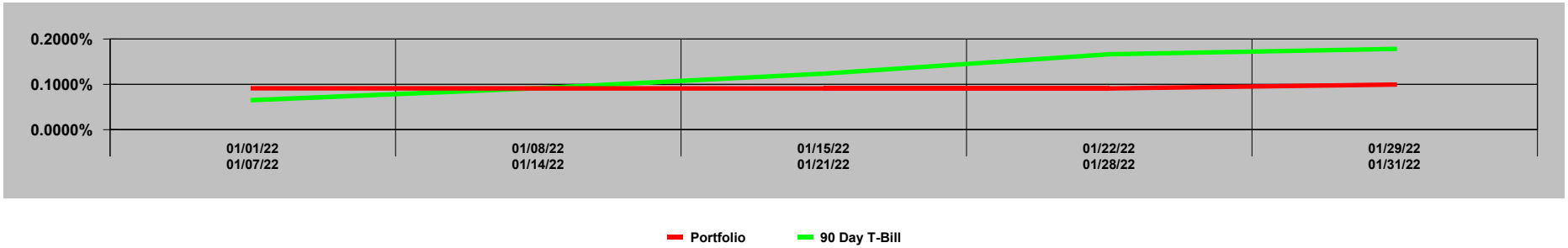

3

GASB 31 Compliance
Ft. Bend County
Effective Interest - Actual Life
Receipts in Period
01/01/22 - 01/31/22

CUSIP	Invest Number	Security Description	Purchase Date	Sale Date	Valuation Method	Yield Earned	Price Source 01/01/22	Beginning Unit Price	Par Value On 01/01/22	Reported Value 01/01/22	Purchase Cost	Sales Proceeds	Ending Unit Price	Par Value On 01/31/22	Price Source 01/31/22	Reported Value 01/31/22	Change in Fair Value	Interest	Net Investment Income
MB02-MBIA General	AR-0015	State Pool	11/01/08	Open	Fair Value	0.0965	Manual	1.000000	24,059,062.30	24,059,062.30	0.00	-1,972.10	1.000000	24,061,034.40	Manual	24,061,034.40	0.00	1,972.10	1,972.10
MB03-MBIA Road & Bridge	AR-0016	State Pool	11/01/08	Open	Fair Value	0.0965	Manual	1.000000	1,577,851.95	1,577,851.95	0.00	-129.32	1.000000	1,577,981.27	Manual	1,577,981.27	0.00	129.32	129.32
MB04-MBIA Drainage	AR-0017	State Pool	11/01/08	Open	Fair Value	0.0965	Manual	1.000000	9,294,183.92	9,294,183.92	0.00	-761.85	1.000000	9,294,945.77	Manual	9,294,945.77	0.00	761.85	761.85
MB06-MBIA Toll Rd. Operations	AR-0019	State Pool	11/01/08	Open	Fair Value	0.0965	Manual	1.000000	74,007,028.31	74,007,028.31	0.00	-6,066.30	1.000000	74,013,094.61	Manual	74,013,094.61	0.00	6,066.30	6,066.30
TT00-TX TERM General	AR-0022	State Pool	11/01/08	Open	Fair Value	0.0220	Manual	1.000000	1,071.91	1,071.91	0.00	0.00	1.000000	1,071.92	Manual	1,071.92	0.01	0.01	0.02
TT02-TX TERM Toll Rd. Operation	AR-0024	State Pool	11/01/08	Open	Fair Value	0.0220	Manual	1.000000	1,070.69	1,070.69	0.00	0.00	1.000000	1,070.70	Manual	1,070.70	0.01	0.01	0.02
TT04-TX TERM Road & Bridge	AR-0026	State Pool	11/01/08	Open	Fair Value	0.0220	Manual	1.000000	1,068.74	1,068.74	0.00	0.00	1.000000	1,068.75	Manual	1,068.75	0.01	0.01	0.02
TT05-TX TERM Drainage	AR-0027	State Pool	11/01/08	Open	Fair Value	0.0200	Manual	1.000000	354.55	354.55	0.00	0.00	1.000000	354.55	Manual	354.55	0.00	0.01	0.01
LOG1-Logic- General	AR-0028	State Pool	11/10/08	Open	Fair Value	0.0873	Manual	1.000000	743,186.83	743,186.83	0.00	-100,003,979.12	1.000000	100,747,165.95	Manual	100,747,165.95	0.00	3,979.12	3,979.12
LOG2-Logic-Toll Rd.Operations	AR-0029	State Pool	11/10/08	Open	Fair Value	0.0875	Manual	1.000000	35,132,866.64	35,132,866.64	0.00	-3,002,770.28	1.000000	38,135,636.92	Manual	38,135,636.92	0.00	2,770.28	2,770.28
LOG5-Logic-Drainage	AR-0032	State Pool	11/10/08	Open	Fair Value	0.0874	Manual	1.000000	522,434.84	522,434.84	0.00	-5,000,244.82	1.000000	5,522,679.66	Manual	5,522,679.66	0.00	244.82	244.82
LOG8-Logic-Road & Bridge	AR-0035	State Pool	11/10/08	Open	Fair Value	0.0874	Manual	1.000000	2,524,148.07	2,524,148.07	0.00	-7,000,460.35	1.000000	9,524,608.42	Manual	9,524,608.42	0.00	460.35	460.35
MB12-MBIA ESD 100 AGREEMENT	AR-0041	State Pool	08/31/16	Open	Fair Value	0.0979	Manual	1.000000	3,991,390.58	3,991,390.58	0.00	-2,000,401.68	1.000000	5,991,792.26	Manual	5,991,792.26	0.00	401.68	401.68
MB13-MBIA ASSISTANCE DIST #1	AR-0042	State Pool	08/31/16	Open	Fair Value	0.0970	Manual	1.000000	6,000,853.80	6,000,853.80	0.00	-1,000,529.15	1.000000	7,001,382.95	Manual	7,001,382.95	0.00	529.15	529.15
MB14-MBIA GR PARKWAY OPERATIONS	AR-0043	State Pool	08/31/16	Open	Fair Value	0.0965	Manual	1.000000	42,919,677.08	42,919,677.08	0.00	-3,518.09	1.000000	42,923,195.17	Manual	42,923,195.17	0.00	3,518.09	3,518.09
MB17 - SR LIEN BOND 2016	AR-0046	State Pool	12/09/16	Open	Fair Value	0.0965	Manual	1.000000	6,021,072.45	6,021,072.45	0.00	-493.54	1.000000	6,021,565.99	Manual	6,021,565.99	0.00	493.54	493.54
LO10-LOGIC-COUNTY'S CARE ACT	AR-0047	State Pool	05/12/20	Open	Fair Value	0.0875	Manual	1.000000	15,003,320.25	15,003,320.25	0.00	-1,115.19	1.000000	15,004,435.44	Manual	15,004,435.44	0.00	1,115.19	1,115.19
MB18-MBIA COUNTY'S CARES ACT	AR-0048	State Pool	05/12/20	Open	Fair Value	0.0961	Manual	1.000000	55,017,508.19	55,017,508.19	0.00	4,995,850.89	1.000000	50,021,657.30	Manual	50,021,657.30	0.00	4,149.11	4,149.11
MB19-MBIA FBC ASSIST. DIST. #2	AR-0049	State Pool	05/13/20	Open	Fair Value	0.0972	Manual	1.000000	4,507,526.49	4,507,526.49	0.00	-1,000,406.74	1.000000	5,507,933.23	Manual	5,507,933.23	0.00	406.74	406.74
MB20- MBIA FBC ASSIST. DIST. #4	AR-0050	State Pool	05/13/20	Open	Fair Value	0.0965	Manual	1.000000	1,253,545.45	1,253,545.45	0.00	-102.76	1.000000	1,253,648.21	Manual	1,253,648.21	0.00	102.76	102.76
MB21-MBIA FBC ASSIST. DIST. #6	AR-0051	State Pool	05/13/20	Open	Fair Value	0.0965	Manual	1.000000	2,005,672.64	2,005,672.64	0.00	-164.39	1.000000	2,005,837.03	Manual	2,005,837.03	0.00	164.39	164.39
MB23-MBIA JUVENILE	AR-0053	State Pool	05/13/20	Open	Fair Value	0.0965	Manual	1.000000	15,001,467.81	15,001,467.81	0.00	-1,229.67	1.000000	15,002,697.48	Manual	15,002,697.48	0.00	1,229.67	1,229.67
MB24-MBIA DEBT SERVICE	AR-0054	State Pool	05/13/20	Open	Fair Value	0.1018	Manual	1.000000	7,511,504.58	7,511,504.58	0.00	-40,002,600.83	1.000000	47,514,105.41	Manual	47,514,105.41	0.00	2,600.83	2,600.83
MB25-MBIA DRAINAGE DEBT SERVICE	AR-0055	State Pool	05/13/20	Open	Fair Value	0.0965	Manual	1.000000	2,503,217.04	2,503,217.04	0.00	-205.18	1.000000	2,503,422.22	Manual	2,503,422.22	0.00	205.18	205.18
MB26-FACILITIES BOND 2018	AR-0056	State Pool	05/13/20	Open	Fair Value	0.0965	Manual	1.000000	8,037,793.82	8,037,793.82	0.00	-658.85	1.000000	8,038,452.67	Manual	8,038,452.67	0.00	658.85	658.85
MB27-MBIA TX HERITAGE PARKWAY	AR-0057	State Pool	05/13/20	Open	Fair Value	0.1208	Manual	1.000000	5,009,393.30	5,009,393.30	0.00	1,999,658.24	1.000000	3,009,735.06	Manual	3,009,735.06	0.00	341.76	341.76
Cadence-Money Market Accts	AR-0058	Money Market	01/31/21	Open	Fair Value	0.0791	Manual	1.000000	121,492,638.53	121,492,638.53	0.00	-25,161,433.58	1.000000	146,654,072.11	Manual	146,654,072.11	0.00	8,216.02	8,216.02
MB28-MBIA GRAND PARKWAY 2021	AR-0059	State Pool	08/02/21	Open	Fair Value	0.0965	Manual	1.000000	32,006,679.08	32,006,679.08	0.00	-2,623.56	1.000000	32,009,302.64	Manual	32,009,302.64	0.00	2,623.56	2,623.56
MB29-MBIA SR LIEN TOLL RD 2021	AR-0060	State Pool	08/02/21	Open	Fair Value	0.0965	Manual	1.000000	71,015,336.28	71,015,336.28	0.00	-5,821.06	1.000000	71,021,157.34	Manual	71,021,157.34	0.00	5,821.06	5,821.06
MB30-MBIA FLOOD PRO DRAINAGE 20	AR-0061	State Pool	08/02/21	Open	Fair Value	0.0965	Manual	1.000000	14,002,624.47	14,002,624.47	0.00	-1,147.79	1.000000	14,003,772.26	Manual	14,003,772.26	0.00	1,147.79	1,147.79
Investment Total						**0.0919**		**1.000000**	**561,165,550.59**	**561,165,550.59**	**0.00**	**-177,203,327.07**	**1.000000**	**738,368,877.69**		**738,368,877.69**	**0.03**	**50,109.55**	**50,109.58**

Portfolio Position
Ft. Bend County
Effective Interest - Actual Life
Receipts in Period
01/01/22 - 01/31/22

CUSIP	Invest Number	Security Description	Purchase Date	Call Date	Par Value On 01/01/22	Par Value On 01/31/22	Market Val On 01/01/22	Market Val On 01/31/22	Purchase Cost	Sales Proceeds	Original Princ/Cost	Amor Value On 01/01/22	Amor Value On 01/31/22
130 - Assistance Dist #1													
State Pool													
MB13-MBIA ASSISTANCE DIST #1	AR-0042	State Pool	08/31/16	Open	6,000,853.80	7,001,382.95	6,000,853.80	7,001,382.95	0.00	0.00	10,000,000.00	6,000,853.80	7,001,382.95
State Pool Total					**6,000,853.80**	**7,001,382.95**	**6,000,853.80**	**7,001,382.95**	**0.00**	**0.00**	**10,000,000.00**	**6,000,853.80**	**7,001,382.95**
130 - Assistance Dist #1 Total					**6,000,853.80**	**7,001,382.95**	**6,000,853.80**	**7,001,382.95**	**0.00**	**0.00**	**10,000,000.00**	**6,000,853.80**	**7,001,382.95**
145 - ESD 100 Agreement													
State Pool													
MB12-MBIA ESD 100 AGREEMENT	AR-0041	State Pool	08/31/16	Open	3,991,390.58	5,991,792.26	3,991,390.58	5,991,792.26	0.00	0.00	3,900,000.00	3,991,390.58	5,991,792.26
State Pool Total					**3,991,390.58**	**5,991,792.26**	**3,991,390.58**	**5,991,792.26**	**0.00**	**0.00**	**3,900,000.00**	**3,991,390.58**	**5,991,792.26**
145 - ESD 100 Agreement Total					**3,991,390.58**	**5,991,792.26**	**3,991,390.58**	**5,991,792.26**	**0.00**	**0.00**	**3,900,000.00**	**3,991,390.58**	**5,991,792.26**
810 - FBC Toll Road Operations													
State Pool													
TT02-TX TERM Toll Rd. Operation	AR-0024	State Pool	11/01/08	Open	0.00	0.00	0.00	0.00	0.00	0.00	0.00	0.00	0.00
State Pool Total					**0.00**	**0.00**	**0.00**	**0.00**	**0.00**	**0.00**	**0.00**	**0.00**	**0.00**
810 - FBC Toll Road Operations Total					**0.00**	**0.00**	**0.00**	**0.00**	**0.00**	**0.00**	**0.00**	**0.00**	**0.00**
815 - Grand Parkway Operations													
State Pool													
MB14-MBIA GR PARKWAY OPERATIONS	AR-0043	State Pool	08/31/16	Open	42,919,677.08	42,923,195.17	42,919,677.08	42,923,195.17	0.00	0.00	8,500,000.00	42,919,677.08	42,923,195.17
State Pool Total					**42,919,677.08**	**42,923,195.17**	**42,919,677.08**	**42,923,195.17**	**0.00**	**0.00**	**8,500,000.00**	**42,919,677.08**	**42,923,195.17**
815 - Grand Parkway Operations Total					**42,919,677.08**	**42,923,195.17**	**42,919,677.08**	**42,923,195.17**	**0.00**	**0.00**	**8,500,000.00**	**42,919,677.08**	**42,923,195.17**
LO10 - LOGIC COUNTYS CARES ACT													
State Pool													
LO10-LOGIC-COUNTY'S CARE ACT	AR-0047	State Pool	05/12/20	Open	15,003,320.25	15,004,435.44	15,003,320.25	15,004,435.44	0.00	0.00	67,000,000.00	15,003,320.25	15,004,435.44
State Pool Total					**15,003,320.25**	**15,004,435.44**	**15,003,320.25**	**15,004,435.44**	**0.00**	**0.00**	**67,000,000.00**	**15,003,320.25**	**15,004,435.44**
LO10 - LOGIC COUNTYS CARES ACT Total					**15,003,320.25**	**15,004,435.44**	**15,003,320.25**	**15,004,435.44**	**0.00**	**0.00**	**67,000,000.00**	**15,003,320.25**	**15,004,435.44**
LOG5 - LOGIC DRAINAGE													
State Pool													
LOG5-Logic-Drainage	AR-0032	State Pool	11/10/08	Open	522,434.84	5,522,679.66	522,434.84	5,522,679.66	0.00	0.00	500,000.00	522,434.84	5,522,679.66
State Pool Total					**522,434.84**	**5,522,679.66**	**522,434.84**	**5,522,679.66**	**0.00**	**0.00**	**500,000.00**	**522,434.84**	**5,522,679.66**
LOG5 - LOGIC DRAINAGE Total					**522,434.84**	**5,522,679.66**	**522,434.84**	**5,522,679.66**	**0.00**	**0.00**	**500,000.00**	**522,434.84**	**5,522,679.66**
LOG1 - LOGIC GENERAL													
State Pool													
LOG1-Logic- General	AR-0028	State Pool	11/10/08	Open	743,186.83	100,747,165.95	743,186.83	100,747,165.95	0.00	0.00	10,000,000.00	743,186.83	100,747,165.95
State Pool Total					**743,186.83**	**100,747,165.95**	**743,186.83**	**100,747,165.95**	**0.00**	**0.00**	**10,000,000.00**	**743,186.83**	**100,747,165.95**
LOG1 - LOGIC GENERAL Total					**743,186.83**	**100,747,165.95**	**743,186.83**	**100,747,165.95**	**0.00**	**0.00**	**10,000,000.00**	**743,186.83**	**100,747,165.95**
LOG8 - LOGIC ROAD & BRIDGE													
State Pool													
LOG8-Logic-Road & Bridge	AR-0035	State Pool	11/10/08	Open	2,524,148.07	9,524,608.42	2,524,148.07	9,524,608.42	0.00	0.00	1,000,000.00	2,524,148.07	9,524,608.42
State Pool Total					**2,524,148.07**	**9,524,608.42**	**2,524,148.07**	**9,524,608.42**	**0.00**	**0.00**	**1,000,000.00**	**2,524,148.07**	**9,524,608.42**
LOG8 - LOGIC ROAD & BRIDGE Total					**2,524,148.07**	**9,524,608.42**	**2,524,148.07**	**9,524,608.42**	**0.00**	**0.00**	**1,000,000.00**	**2,524,148.07**	**9,524,608.42**
LOG2 - LOGIC TOLL OPERATIONS													
State Pool													
LOG2-Logic-Toll Rd.Operations	AR-0029	State Pool	11/10/08	Open	35,132,866.64	38,135,636.92	35,132,866.64	38,135,636.92	0.00	0.00	2,000,000.00	35,132,866.64	38,135,636.92
State Pool Total					**35,132,866.64**	**38,135,636.92**	**35,132,866.64**	**38,135,636.92**	**0.00**	**0.00**	**2,000,000.00**	**35,132,866.64**	**38,135,636.92**
LOG2 - LOGIC TOLL OPERATIONS Total					**35,132,866.64**	**38,135,636.92**	**35,132,866.64**	**38,135,636.92**	**0.00**	**0.00**	**2,000,000.00**	**35,132,866.64**	**38,135,636.92**
MB21 - MBIA ASSIST DIST #6													
State Pool													
MB21-MBIA FBC ASSIST. DIST. #6	AR-0051	State Pool	05/13/20	Open	2,005,672.64	2,005,837.03	2,005,672.64	2,005,837.03	0.00	0.00	2,000,000.00	2,005,672.64	2,005,837.03
State Pool Total					**2,005,672.64**	**2,005,837.03**	**2,005,672.64**	**2,005,837.03**	**0.00**	**0.00**	**2,000,000.00**	**2,005,672.64**	**2,005,837.03**

Portfolio Position
Ft. Bend County
Effective Interest - Actual Life
Receipts in Period
01/01/22 - 01/31/22

CUSIP	Invest Number	Security Description	Purchase Date	Call Date	Par Value On 01/01/22	Par Value On 01/31/22	Market Val On 01/01/22	Market Val On 01/31/22	Purchase Cost	Sales Proceeds	Original Princ/Cost	Amor Value On 01/01/22	Amor Value On 01/31/22
MB21 - MBIA ASSIST DIST #6 Total					**2,005,672.64**	**2,005,837.03**	**2,005,672.64**	**2,005,837.03**	**0.00**	**0.00**	**2,000,000.00**	**2,005,672.64**	**2,005,837.03**
MB18 - MBIA COUNTYS CARES ACT													
State Pool													
MB18-MBIA COUNTY'S CARES ACT	AR-0048	State Pool	05/12/20	Open	55,017,508.19	50,021,657.30	55,017,508.19	50,021,657.30	0.00	0.00	67,000,000.00	55,017,508.19	50,021,657.30
State Pool Total					**55,017,508.19**	**50,021,657.30**	**55,017,508.19**	**50,021,657.30**	**0.00**	**0.00**	**67,000,000.00**	**55,017,508.19**	**50,021,657.30**
MB18 - MBIA COUNTYS CARES ACT Total					**55,017,508.19**	**50,021,657.30**	**55,017,508.19**	**50,021,657.30**	**0.00**	**0.00**	**67,000,000.00**	**55,017,508.19**	**50,021,657.30**
MB24 - MBIA DEBT SERVICE													
State Pool													
MB24-MBIA DEBT SERVICE	AR-0054	State Pool	05/13/20	Open	7,511,504.58	47,514,105.41	7,511,504.58	47,514,105.41	0.00	0.00	21,000,000.00	7,511,504.58	47,514,105.41
State Pool Total					**7,511,504.58**	**47,514,105.41**	**7,511,504.58**	**47,514,105.41**	**0.00**	**0.00**	**21,000,000.00**	**7,511,504.58**	**47,514,105.41**
MB24 - MBIA DEBT SERVICE Total					**7,511,504.58**	**47,514,105.41**	**7,511,504.58**	**47,514,105.41**	**0.00**	**0.00**	**21,000,000.00**	**7,511,504.58**	**47,514,105.41**
MB04 - MBIA DRAINAGE													
State Pool													
MB04-MBIA Drainage	AR-0017	State Pool	11/01/08	Open	9,294,183.92	9,294,945.77	9,294,183.92	9,294,945.77	0.00	0.00	1,267,218.21	9,294,183.92	9,294,945.77
State Pool Total					**9,294,183.92**	**9,294,945.77**	**9,294,183.92**	**9,294,945.77**	**0.00**	**0.00**	**1,267,218.21**	**9,294,183.92**	**9,294,945.77**
MB04 - MBIA DRAINAGE Total					**9,294,183.92**	**9,294,945.77**	**9,294,183.92**	**9,294,945.77**	**0.00**	**0.00**	**1,267,218.21**	**9,294,183.92**	**9,294,945.77**
MB25 - MBIA DRAINAGE DEBT SERVICE													
State Pool													
MB25-MBIA DRAINAGE DEBT SERVICE	AR-0055	State Pool	05/13/20	Open	2,503,217.04	2,503,422.22	2,503,217.04	2,503,422.22	0.00	0.00	1,000,000.00	2,503,217.04	2,503,422.22
State Pool Total					**2,503,217.04**	**2,503,422.22**	**2,503,217.04**	**2,503,422.22**	**0.00**	**0.00**	**1,000,000.00**	**2,503,217.04**	**2,503,422.22**
MB25 - MBIA DRAINAGE DEBT SERVICE Total					**2,503,217.04**	**2,503,422.22**	**2,503,217.04**	**2,503,422.22**	**0.00**	**0.00**	**1,000,000.00**	**2,503,217.04**	**2,503,422.22**
MB26 - MBIA FACILITIES BOND 2018													
State Pool													
MB26-FACILITIES BOND 2018	AR-0056	State Pool	05/13/20	Open	8,037,793.82	8,038,452.67	8,037,793.82	8,038,452.67	0.00	0.00	14,000,000.00	8,037,793.82	8,038,452.67
State Pool Total					**8,037,793.82**	**8,038,452.67**	**8,037,793.82**	**8,038,452.67**	**0.00**	**0.00**	**14,000,000.00**	**8,037,793.82**	**8,038,452.67**
MB26 - MBIA FACILITIES BOND 2018 Total					**8,037,793.82**	**8,038,452.67**	**8,037,793.82**	**8,038,452.67**	**0.00**	**0.00**	**14,000,000.00**	**8,037,793.82**	**8,038,452.67**
MB19 - MBIA FBC ASSIST DIST #2													
State Pool													
MB19-MBIA FBC ASSIST. DIST. #2	AR-0049	State Pool	05/13/20	Open	4,507,526.49	5,507,933.23	4,507,526.49	5,507,933.23	0.00	0.00	2,500,000.00	4,507,526.49	5,507,933.23
State Pool Total					**4,507,526.49**	**5,507,933.23**	**4,507,526.49**	**5,507,933.23**	**0.00**	**0.00**	**2,500,000.00**	**4,507,526.49**	**5,507,933.23**
MB19 - MBIA FBC ASSIST DIST #2 Total					**4,507,526.49**	**5,507,933.23**	**4,507,526.49**	**5,507,933.23**	**0.00**	**0.00**	**2,500,000.00**	**4,507,526.49**	**5,507,933.23**
MB20 - MBIA FBC ASSIST DIST #4													
State Pool													
MB20- MBIA FBC ASSIST. DIST. #4	AR-0050	State Pool	05/13/20	Open	1,253,545.45	1,253,648.21	1,253,545.45	1,253,648.21	0.00	0.00	1,250,000.00	1,253,545.45	1,253,648.21
State Pool Total					**1,253,545.45**	**1,253,648.21**	**1,253,545.45**	**1,253,648.21**	**0.00**	**0.00**	**1,250,000.00**	**1,253,545.45**	**1,253,648.21**
MB20 - MBIA FBC ASSIST DIST #4 Total					**1,253,545.45**	**1,253,648.21**	**1,253,545.45**	**1,253,648.21**	**0.00**	**0.00**	**1,250,000.00**	**1,253,545.45**	**1,253,648.21**
MB30 - MBIA Flood Proj Drainage 20													
State Pool													
MB30-MBIA FLOOD PRO DRAINAGE 20	AR-0061	State Pool	08/02/21	Open	14,002,624.47	14,003,772.26	14,002,624.47	14,003,772.26	0.00	0.00	10,000,000.00	14,002,624.47	14,003,772.26
State Pool Total					**14,002,624.47**	**14,003,772.26**	**14,002,624.47**	**14,003,772.26**	**0.00**	**0.00**	**10,000,000.00**	**14,002,624.47**	**14,003,772.26**
MB30 - MBIA Flood Proj Drainage 20 Total					**14,002,624.47**	**14,003,772.26**	**14,002,624.47**	**14,003,772.26**	**0.00**	**0.00**	**10,000,000.00**	**14,002,624.47**	**14,003,772.26**
MB02 - MBIA GENERAL													
State Pool													
MB02-MBIA General	AR-0015	State Pool	11/01/08	Open	24,059,062.30	24,061,034.40	24,059,062.30	24,061,034.40	0.00	0.00	17,374,917.83	24,059,062.30	24,061,034.40
State Pool Total					**24,059,062.30**	**24,061,034.40**	**24,059,062.30**	**24,061,034.40**	**0.00**	**0.00**	**17,374,917.83**	**24,059,062.30**	**24,061,034.40**
MB02 - MBIA GENERAL Total					**24,059,062.30**	**24,061,034.40**	**24,059,062.30**	**24,061,034.40**	**0.00**	**0.00**	**17,374,917.83**	**24,059,062.30**	**24,061,034.40**
MB23 - MBIA JUVENILE													
State Pool													
MB23-MBIA JUVENILE	AR-0053	State Pool	05/13/20	Open	15,001,467.81	15,002,697.48	15,001,467.81	15,002,697.48	0.00	0.00	8,000,000.00	15,001,467.81	15,002,697.48

Portfolio Position
Ft. Bend County
Effective Interest - Actual Life
Receipts in Period
01/01/22 - 01/31/22

CUSIP	Invest Number	Security Description	Purchase Date	Call Date	Par Value On 01/01/22	Par Value On 01/31/22	Market Val On 01/01/22	Market Val On 01/31/22	Purchase Cost	Sales Proceeds	Original Princ/Cost	Amor Value On 01/01/22	Amor Value On 01/31/22
State Pool Total					**15,001,467.81**	**15,002,697.48**	**15,001,467.81**	**15,002,697.48**	**0.00**	**0.00**	**8,000,000.00**	**15,001,467.81**	**15,002,697.48**
MB23 - MBIA JUVENILE Total					**15,001,467.81**	**15,002,697.48**	**15,001,467.81**	**15,002,697.48**	**0.00**	**0.00**	**8,000,000.00**	**15,001,467.81**	**15,002,697.48**
MB03 - MBIA ROAD & BRIDGE													
State Pool													
MB03-MBIA Road & Bridge	AR-0016	State Pool	11/01/08	Open	1,577,851.95	1,577,981.27	1,577,851.95	1,577,981.27	0.00	0.00	2,856,438.24	1,577,851.95	1,577,981.27
State Pool Total					**1,577,851.95**	**1,577,981.27**	**1,577,851.95**	**1,577,981.27**	**0.00**	**0.00**	**2,856,438.24**	**1,577,851.95**	**1,577,981.27**
MB03 - MBIA ROAD & BRIDGE Total					**1,577,851.95**	**1,577,981.27**	**1,577,851.95**	**1,577,981.27**	**0.00**	**0.00**	**2,856,438.24**	**1,577,851.95**	**1,577,981.27**
MB29 - MBIA Sr Lien 2021													
State Pool													
MB29-MBIA SR LIEN TOLL RD 2021	AR-0060	State Pool	08/02/21	Open	71,015,336.28	71,021,157.34	71,015,336.28	71,021,157.34	0.00	0.00	68,000,000.00	71,015,336.28	71,021,157.34
State Pool Total					**71,015,336.28**	**71,021,157.34**	**71,015,336.28**	**71,021,157.34**	**0.00**	**0.00**	**68,000,000.00**	**71,015,336.28**	**71,021,157.34**
MB29 - MBIA Sr Lien 2021 Total					**71,015,336.28**	**71,021,157.34**	**71,015,336.28**	**71,021,157.34**	**0.00**	**0.00**	**68,000,000.00**	**71,015,336.28**	**71,021,157.34**
MB06 - MBIA TOLL RD OPERATIONS													
State Pool													
MB06-MBIA Toll Rd. Operations	AR-0019	State Pool	11/01/08	Open	74,007,028.31	74,013,094.61	74,007,028.31	74,013,094.61	0.00	0.00	3,143,377.27	74,007,028.31	74,013,094.61
State Pool Total					**74,007,028.31**	**74,013,094.61**	**74,007,028.31**	**74,013,094.61**	**0.00**	**0.00**	**3,143,377.27**	**74,007,028.31**	**74,013,094.61**
MB06 - MBIA TOLL RD OPERATIONS Total					**74,007,028.31**	**74,013,094.61**	**74,007,028.31**	**74,013,094.61**	**0.00**	**0.00**	**3,143,377.27**	**74,007,028.31**	**74,013,094.61**
MB27 - MBIA TX HERITAGE PARKWAY 2020													
State Pool													
MB27-MBIA TX HERITAGE PARKWAY	AR-0057	State Pool	05/13/20	Open	5,009,393.30	3,009,735.06	5,009,393.30	3,009,735.06	0.00	0.00	17,000,000.00	5,009,393.30	3,009,735.06
State Pool Total					**5,009,393.30**	**3,009,735.06**	**5,009,393.30**	**3,009,735.06**	**0.00**	**0.00**	**17,000,000.00**	**5,009,393.30**	**3,009,735.06**
MB27 - MBIA TX HERITAGE PARKWAY 2020 Total					**5,009,393.30**	**3,009,735.06**	**5,009,393.30**	**3,009,735.06**	**0.00**	**0.00**	**17,000,000.00**	**5,009,393.30**	**3,009,735.06**
MB28 - MBIAGrand Parkway 2021													
State Pool													
MB28-MBIA GRAND PARKWAY 2021	AR-0059	State Pool	08/02/21	Open	32,006,679.08	32,009,302.64	32,006,679.08	32,009,302.64	0.00	0.00	25,000,000.00	32,006,679.08	32,009,302.64
State Pool Total					**32,006,679.08**	**32,009,302.64**	**32,006,679.08**	**32,009,302.64**	**0.00**	**0.00**	**25,000,000.00**	**32,006,679.08**	**32,009,302.64**
MB28 - MBIAGrand Parkway 2021 Total					**32,006,679.08**	**32,009,302.64**	**32,006,679.08**	**32,009,302.64**	**0.00**	**0.00**	**25,000,000.00**	**32,006,679.08**	**32,009,302.64**
802 - Sr Lien 2016													
State Pool													
MB17 - SR LIEN BOND 2016	AR-0046	State Pool	12/09/16	Open	6,021,072.45	6,021,565.99	6,021,072.45	6,021,565.99	0.00	0.00	35,000,000.00	6,021,072.45	6,021,565.99
State Pool Total					**6,021,072.45**	**6,021,565.99**	**6,021,072.45**	**6,021,565.99**	**0.00**	**0.00**	**35,000,000.00**	**6,021,072.45**	**6,021,565.99**
802 - Sr Lien 2016 Total					**6,021,072.45**	**6,021,565.99**	**6,021,072.45**	**6,021,565.99**	**0.00**	**0.00**	**35,000,000.00**	**6,021,072.45**	**6,021,565.99**
TT05 - TEXAS TERM DRAINAGE													
State Pool													
TT05-TX TERM Drainage	AR-0027	State Pool	11/01/08	Open	354.55	354.55	354.55	354.55	0.00	0.00	109,774.61	354.55	354.55
State Pool Total					**354.55**	**354.55**	**354.55**	**354.55**	**0.00**	**0.00**	**109,774.61**	**354.55**	**354.55**
TT05 - TEXAS TERM DRAINAGE Total					**354.55**	**354.55**	**354.55**	**354.55**	**0.00**	**0.00**	**109,774.61**	**354.55**	**354.55**
TT00 - TEXAS TERM GENERAL													
State Pool													
TT00-TX TERM General	AR-0022	State Pool	11/01/08	Open	1,071.91	1,071.92	1,071.91	1,071.92	0.00	0.00	10,006,437.87	1,071.91	1,071.92
State Pool Total					**1,071.91**	**1,071.92**	**1,071.91**	**1,071.92**	**0.00**	**0.00**	**10,006,437.87**	**1,071.91**	**1,071.92**
TT00 - TEXAS TERM GENERAL Total					**1,071.91**	**1,071.92**	**1,071.91**	**1,071.92**	**0.00**	**0.00**	**10,006,437.87**	**1,071.91**	**1,071.92**
TT04 - TEXAS TERM ROAD & BRIDGE													
State Pool													
TT04-TX TERM Road & Bridge	AR-0026	State Pool	11/01/08	Open	1,068.74	1,068.75	1,068.74	1,068.75	0.00	0.00	10,463.28	1,068.74	1,068.75
State Pool Total					**1,068.74**	**1,068.75**	**1,068.74**	**1,068.75**	**0.00**	**0.00**	**10,463.28**	**1,068.74**	**1,068.75**
TT04 - TEXAS TERM ROAD & BRIDGE Total					**1,068.74**	**1,068.75**	**1,068.74**	**1,068.75**	**0.00**	**0.00**	**10,463.28**	**1,068.74**	**1,068.75**
TT02 - TEXAS TERM TOLL OPERATIONS													
State Pool													

Portfolio Position
Ft. Bend County
Effective Interest - Actual Life
Receipts in Period
01/01/22 - 01/31/22

CUSIP	Invest Number	Security Description	Purchase Date	Call Date	Par Value On 01/01/22	Par Value On 01/31/22	Market Val On 01/01/22	Market Val On 01/31/22	Purchase Cost	Sales Proceeds	Original Princ/Cost	Amor Value On 01/01/22	Amor Value On 01/31/22
TT02-TX TERM Toll Rd. Operation	AR-0024	State Pool	11/01/08	Open	1,070.69	1,070.70	1,070.69	1,070.70	0.00	0.00	0.00	1,070.69	1,070.70
State Pool Total					**1,070.69**	**1,070.70**	**1,070.69**	**1,070.70**	**0.00**	**0.00**	**0.00**	**1,070.69**	**1,070.70**
TT02 - TEXAS TERM TOLL OPERATIONS Total					**1,070.69**	**1,070.70**	**1,070.69**	**1,070.70**	**0.00**	**0.00**	**0.00**	**1,070.69**	**1,070.70**
09 - Temporary Holding													
Money Market													
Cadence-Money Market Accts	AR-0058	Money Market	01/31/21	Open	121,492,638.53	146,654,072.11	121,492,638.53	146,654,072.11	0.00	0.00	210,194,488.52	121,492,638.53	146,654,072.11
Money Market Total					**121,492,638.53**	**146,654,072.11**	**121,492,638.53**	**146,654,072.11**	**0.00**	**0.00**	**210,194,488.52**	**121,492,638.53**	**146,654,072.11**
09 - Temporary Holding Total					**121,492,638.53**	**146,654,072.11**	**121,492,638.53**	**146,654,072.11**	**0.00**	**0.00**	**210,194,488.52**	**121,492,638.53**	**146,654,072.11**
Combined Port													
Money Market													
Cadence-Money Market Accts	AR-0058	Money Market	01/31/21	Open	121,492,638.53	146,654,072.11	121,492,638.53	146,654,072.11	0.00	0.00	210,194,488.52	121,492,638.53	146,654,072.11
Money Market Total					**121,492,638.53**	**146,654,072.11**	**121,492,638.53**	**146,654,072.11**	**0.00**	**0.00**	**210,194,488.52**	**121,492,638.53**	**146,654,072.11**
State Pool													
LO10-LOGIC-COUNTY'S CARE ACT	AR-0047	State Pool	05/12/20	Open	15,003,320.25	15,004,435.44	15,003,320.25	15,004,435.44	0.00	0.00	67,000,000.00	15,003,320.25	15,004,435.44
LOG1-Logic- General	AR-0028	State Pool	11/10/08	Open	743,186.83	100,747,165.95	743,186.83	100,747,165.95	0.00	0.00	10,000,000.00	743,186.83	100,747,165.95
LOG2-Logic-Toll Rd.Operations	AR-0029	State Pool	11/10/08	Open	35,132,866.64	38,135,636.92	35,132,866.64	38,135,636.92	0.00	0.00	2,000,000.00	35,132,866.64	38,135,636.92
LOG5-Logic-Drainage	AR-0032	State Pool	11/10/08	Open	522,434.84	5,522,679.66	522,434.84	5,522,679.66	0.00	0.00	500,000.00	522,434.84	5,522,679.66
LOG8-Logic-Road & Bridge	AR-0035	State Pool	11/10/08	Open	2,524,148.07	9,524,608.42	2,524,148.07	9,524,608.42	0.00	0.00	1,000,000.00	2,524,148.07	9,524,608.42
MB02-MBIA General	AR-0015	State Pool	11/01/08	Open	24,059,062.30	24,061,034.40	24,059,062.30	24,061,034.40	0.00	0.00	17,374,917.83	24,059,062.30	24,061,034.40
MB03-MBIA Road & Bridge	AR-0016	State Pool	11/01/08	Open	1,577,851.95	1,577,981.27	1,577,851.95	1,577,981.27	0.00	0.00	2,856,438.24	1,577,851.95	1,577,981.27
MB04-MBIA Drainage	AR-0017	State Pool	11/01/08	Open	9,294,183.92	9,294,945.77	9,294,183.92	9,294,945.77	0.00	0.00	1,267,218.21	9,294,183.92	9,294,945.77
MB06-MBIA Toll Rd. Operations	AR-0019	State Pool	11/01/08	Open	74,007,028.31	74,013,094.61	74,007,028.31	74,013,094.61	0.00	0.00	3,143,377.27	74,007,028.31	74,013,094.61
MB12-MBIA ESD 100 AGREEMENT	AR-0041	State Pool	08/31/16	Open	3,991,390.58	5,991,792.26	3,991,390.58	5,991,792.26	0.00	0.00	3,900,000.00	3,991,390.58	5,991,792.26
MB13-MBIA ASSISTANCE DIST #1	AR-0042	State Pool	08/31/16	Open	6,000,853.80	7,001,382.95	6,000,853.80	7,001,382.95	0.00	0.00	10,000,000.00	6,000,853.80	7,001,382.95
MB14-MBIA GR PARKWAY OPERATIONS	AR-0043	State Pool	08/31/16	Open	42,919,677.08	42,923,195.17	42,919,677.08	42,923,195.17	0.00	0.00	8,500,000.00	42,919,677.08	42,923,195.17
MB17 - SR LIEN BOND 2016	AR-0046	State Pool	12/09/16	Open	6,021,072.45	6,021,565.99	6,021,072.45	6,021,565.99	0.00	0.00	35,000,000.00	6,021,072.45	6,021,565.99
MB18-MBIA COUNTY'S CARES ACT	AR-0048	State Pool	05/12/20	Open	55,017,508.19	50,021,657.30	55,017,508.19	50,021,657.30	0.00	0.00	67,000,000.00	55,017,508.19	50,021,657.30
MB19-MBIA FBC ASSIST. DIST. #2	AR-0049	State Pool	05/13/20	Open	4,507,526.49	5,507,933.23	4,507,526.49	5,507,933.23	0.00	0.00	2,500,000.00	4,507,526.49	5,507,933.23
MB20- MBIA FBC ASSIST. DIST. #4	AR-0050	State Pool	05/13/20	Open	1,253,545.45	1,253,648.21	1,253,545.45	1,253,648.21	0.00	0.00	1,250,000.00	1,253,545.45	1,253,648.21
MB21-MBIA FBC ASSIST. DIST. #6	AR-0051	State Pool	05/13/20	Open	2,005,672.64	2,005,837.03	2,005,672.64	2,005,837.03	0.00	0.00	2,000,000.00	2,005,672.64	2,005,837.03
MB23-MBIA JUVENILE	AR-0053	State Pool	05/13/20	Open	15,001,467.81	15,002,697.48	15,001,467.81	15,002,697.48	0.00	0.00	8,000,000.00	15,001,467.81	15,002,697.48
MB24-MBIA DEBT SERVICE	AR-0054	State Pool	05/13/20	Open	7,511,504.58	47,514,105.41	7,511,504.58	47,514,105.41	0.00	0.00	21,000,000.00	7,511,504.58	47,514,105.41
MB25-MBIA DRAINAGE DEBT SERVICE	AR-0055	State Pool	05/13/20	Open	2,503,217.04	2,503,422.22	2,503,217.04	2,503,422.22	0.00	0.00	1,000,000.00	2,503,217.04	2,503,422.22
MB26-FACILITIES BOND 2018	AR-0056	State Pool	05/13/20	Open	8,037,793.82	8,038,452.67	8,037,793.82	8,038,452.67	0.00	0.00	14,000,000.00	8,037,793.82	8,038,452.67
MB27-MBIA TX HERITAGE PARKWAY	AR-0057	State Pool	05/13/20	Open	5,009,393.30	3,009,735.06	5,009,393.30	3,009,735.06	0.00	0.00	17,000,000.00	5,009,393.30	3,009,735.06
MB28-MBIA GRAND PARKWAY 2021	AR-0059	State Pool	08/02/21	Open	32,006,679.08	32,009,302.64	32,006,679.08	32,009,302.64	0.00	0.00	25,000,000.00	32,006,679.08	32,009,302.64
MB29-MBIA SR LIEN TOLL RD 2021	AR-0060	State Pool	08/02/21	Open	71,015,336.28	71,021,157.34	71,015,336.28	71,021,157.34	0.00	0.00	68,000,000.00	71,015,336.28	71,021,157.34
MB30-MBIA FLOOD PRO DRAINAGE 20	AR-0061	State Pool	08/02/21	Open	14,002,624.47	14,003,772.26	14,002,624.47	14,003,772.26	0.00	0.00	10,000,000.00	14,002,624.47	14,003,772.26
TT00-TX TERM General	AR-0022	State Pool	11/01/08	Open	1,071.91	1,071.92	1,071.91	1,071.92	0.00	0.00	10,006,437.87	1,071.91	1,071.92
TT02-TX TERM Toll Rd. Operation	AR-0024	State Pool	11/01/08	Open	1,070.69	1,070.70	1,070.69	1,070.70	0.00	0.00	0.00	1,070.69	1,070.70
TT04-TX TERM Road & Bridge	AR-0026	State Pool	11/01/08	Open	1,068.74	1,068.75	1,068.74	1,068.75	0.00	0.00	10,463.28	1,068.74	1,068.75
TT05-TX TERM Drainage	AR-0027	State Pool	11/01/08	Open	354.55	354.55	354.55	354.55	0.00	0.00	109,774.61	354.55	354.55
State Pool Total					**439,672,912.06**	**591,714,805.58**	**439,672,912.06**	**591,714,805.58**	**0.00**	**0.00**	**409,418,627.31**	**439,672,912.06**	**591,714,805.58**
Combined Port Total					**561,165,550.59**	**738,368,877.69**	**561,165,550.59**	**738,368,877.69**	**0.00**	**0.00**	**619,613,115.83**	**561,165,550.59**	**738,368,877.69**

Earnings and Yields Summary

Ft. Bend County

Effective Interest - Actual Life
Receipts in Period
01/01/22 - 01/31/22

Security Description	01/01/22 01/07/22	01/08/22 01/14/22	01/15/22 01/21/22	01/22/22 01/28/22	01/29/22 01/31/22	01/01/22 01/31/22
Combined Port						
Money Market	1,842.93	1,842.92	1,842.92	1,842.92	844.33	8,216.02
State Pool	7,937.83	8,551.47	9,769.94	10,584.47	5,049.82	41,893.53
Port Total	**9,780.76**	**10,394.39**	**11,612.86**	**12,427.39**	**5,894.15**	**50,109.55**
Combined Port						
Money Market	0.0791	0.0791	0.0791	0.0791	0.0791	0.0791
State Pool	0.0946	0.0942	0.0936	0.0933	0.1038	0.0949
Port Total	**0.0912**	**0.0911**	**0.0909**	**0.0909**	**0.0994**	**0.0919**

Maturity Aging
Ft. Bend County
Effective Interest - Actual Life
Receipts in Period
01/31/22

CUSIP	Invest Number	Security Description	Purchase Date	Days to Maturity	Yield Matur
Cash / Money Market					
Cadence-Money Market Accts	AR-0058	Money Market	01/31/21	0	0.0700
LO10-LOGIC-COUNTY'S CARE ACT	AR-0047	State Pool	05/12/20	0	0.0875
LOG1-Logic- General	AR-0028	State Pool	11/10/08	0	0.0875
LOG2-Logic-Toll Rd.Operations	AR-0029	State Pool	11/10/08	0	0.0875
LOG5-Logic-Drainage	AR-0032	State Pool	11/10/08	0	0.0875
LOG8-Logic-Road & Bridge	AR-0035	State Pool	11/10/08	0	0.0875
MB02-MBIA General	AR-0015	State Pool	11/01/08	0	0.0965
MB03-MBIA Road & Bridge	AR-0016	State Pool	11/01/08	0	0.0965
MB04-MBIA Drainage	AR-0017	State Pool	11/01/08	0	0.0965
MB06-MBIA Toll Rd. Operations	AR-0019	State Pool	11/01/08	0	0.0965
MB12-MBIA ESD 100 AGREEMENT	AR-0041	State Pool	08/31/16	0	0.0965
MB13-MBIA ASSISTANCE DIST #1	AR-0042	State Pool	08/31/16	0	0.0965
MB14-MBIA GR PARKWAY OPERATIONS	AR-0043	State Pool	08/31/16	0	0.0965
MB17 - SR LIEN BOND 2016	AR-0046	State Pool	12/09/16	0	0.0965
MB18-MBIA COUNTY'S CARES ACT	AR-0048	State Pool	05/12/20	0	0.0965
MB19-MBIA FBC ASSIST. DIST. #2	AR-0049	State Pool	05/13/20	0	0.0965
MB20- MBIA FBC ASSIST. DIST. #4	AR-0050	State Pool	05/13/20	0	0.0965
MB21-MBIA FBC ASSIST. DIST. #6	AR-0051	State Pool	05/13/20	0	0.0965
MB23-MBIA JUVENILE	AR-0053	State Pool	05/13/20	0	0.0965
MB24-MBIA DEBT SERVICE	AR-0054	State Pool	05/13/20	0	0.0965
MB25-MBIA DRAINAGE DEBT SERVICE	AR-0055	State Pool	05/13/20	0	0.0965
MB26-FACILITIES BOND 2018	AR-0056	State Pool	05/13/20	0	0.0965
MB27-MBIA TX HERITAGE PARKWAY	AR-0057	State Pool	05/13/20	0	0.0965
MB28-MBIA GRAND PARKWAY 2021	AR-0059	State Pool	08/02/21	0	0.0965
MB29-MBIA SR LIEN TOLL RD 2021	AR-0060	State Pool	08/02/21	0	0.0965
MB30-MBIA FLOOD PRO DRAINAGE 20	AR-0061	State Pool	08/02/21	0	0.0965
TT00-TX TERM General	AR-0022	State Pool	11/01/08	0	0.0200
TT02-TX TERM Toll Rd. Operation	AR-0024	State Pool	11/01/08	0	0.0200
TT04-TX TERM Road & Bridge	AR-0026	State Pool	11/01/08	0	0.0200
TT05-TX TERM Drainage	AR-0027	State Pool	11/01/08	0	0.0200
Cash / Money Market Total				**0**	**0.0892**
Investment Total				**0**	**0.0892**

Activity Statement
Ft. Bend County
Effective Interest - Actual Life
Receipts in Period
01/01/22 - 01/31/22

Purchase Date	Sale Date	CUSIP	Invest Number	Security Description	Amor Value On 01/01/22	Changes In Principal	Purchase Cost	Sales Proceeds	Purchased Interest	Int/Div Rec In the Perd	Amor Value On 01/31/22
Money Market											
01/31/21	Open	Cadence-Money Market Accts	AR-0058	Money Market	121,492,638.53	25,161,433.58	0.00	0.00	0.00	8,216.02	146,654,072.11
Money Market Total					**121,492,638.53**	**25,161,433.58**	**0.00**	**0.00**	**0.00**	**8,216.02**	**146,654,072.11**
State Pool											
11/01/08	Open	MB02-MBIA General	AR-0015	State Pool	24,059,062.30	1,972.10	0.00	0.00	0.00	1,972.10	24,061,034.40
11/01/08	Open	MB03-MBIA Road & Bridge	AR-0016	State Pool	1,577,851.95	129.32	0.00	0.00	0.00	129.32	1,577,981.27
11/01/08	Open	MB04-MBIA Drainage	AR-0017	State Pool	9,294,183.92	761.85	0.00	0.00	0.00	761.85	9,294,945.77
11/01/08	Open	MB06-MBIA Toll Rd. Operations	AR-0019	State Pool	74,007,028.31	6,066.30	0.00	0.00	0.00	6,066.30	74,013,094.61
11/01/08	Open	TT00-TX TERM General	AR-0022	State Pool	1,071.91	0.01	0.00	0.00	0.00	0.01	1,071.92
11/01/08	Open	TT02-TX TERM Toll Rd. Operation	AR-0024	State Pool	1,070.69	0.01	0.00	0.00	0.00	0.01	1,070.70
11/01/08	Open	TT04-TX TERM Road & Bridge	AR-0026	State Pool	1,068.74	0.01	0.00	0.00	0.00	0.01	1,068.75
11/01/08	Open	TT05-TX TERM Drainage	AR-0027	State Pool	354.55	0.00	0.00	0.00	0.00	0.00	354.55
11/10/08	Open	LOG1-Logic- General	AR-0028	State Pool	743,186.83	100,003,979.12	0.00	0.00	0.00	3,979.12	100,747,165.95
11/10/08	Open	LOG2-Logic-Toll Rd.Operations	AR-0029	State Pool	35,132,866.64	3,002,770.28	0.00	0.00	0.00	2,770.28	38,135,636.92
11/10/08	Open	LOG5-Logic-Drainage	AR-0032	State Pool	522,434.84	5,000,244.82	0.00	0.00	0.00	244.82	5,522,679.66
11/10/08	Open	LOG8-Logic-Road & Bridge	AR-0035	State Pool	2,524,148.07	7,000,460.35	0.00	0.00	0.00	460.35	9,524,608.42
08/31/16	Open	MB12-MBIA ESD 100 AGREEMENT	AR-0041	State Pool	3,991,390.58	2,000,401.68	0.00	0.00	0.00	401.68	5,991,792.26
08/31/16	Open	MB13-MBIA ASSISTANCE DIST #1	AR-0042	State Pool	6,000,853.80	1,000,529.15	0.00	0.00	0.00	529.15	7,001,382.95
08/31/16	Open	MB14-MBIA GR PARKWAY OPERATIONS	AR-0043	State Pool	42,919,677.08	3,518.09	0.00	0.00	0.00	3,518.09	42,923,195.17
12/09/16	Open	MB17 - SR LIEN BOND 2016	AR-0046	State Pool	6,021,072.45	493.54	0.00	0.00	0.00	493.54	6,021,565.99
05/12/20	Open	LO10-LOGIC-COUNTY'S CARE ACT	AR-0047	State Pool	15,003,320.25	1,115.19	0.00	0.00	0.00	1,115.19	15,004,435.44
05/12/20	Open	MB18-MBIA COUNTY'S CARES ACT	AR-0048	State Pool	55,017,508.19	-4,995,850.89	0.00	0.00	0.00	4,149.11	50,021,657.30
05/13/20	Open	MB19-MBIA FBC ASSIST. DIST. #2	AR-0049	State Pool	4,507,526.49	1,000,406.74	0.00	0.00	0.00	406.74	5,507,933.23
05/13/20	Open	MB20- MBIA FBC ASSIST. DIST. #4	AR-0050	State Pool	1,253,545.45	102.76	0.00	0.00	0.00	102.76	1,253,648.21
05/13/20	Open	MB21-MBIA FBC ASSIST. DIST. #6	AR-0051	State Pool	2,005,672.64	164.39	0.00	0.00	0.00	164.39	2,005,837.03
05/13/20	Open	MB23-MBIA JUVENILE	AR-0053	State Pool	15,001,467.81	1,229.67	0.00	0.00	0.00	1,229.67	15,002,697.48
05/13/20	Open	MB24-MBIA DEBT SERVICE	AR-0054	State Pool	7,511,504.58	40,002,600.83	0.00	0.00	0.00	2,600.83	47,514,105.41
05/13/20	Open	MB25-MBIA DRAINAGE DEBT SERVICE	AR-0055	State Pool	2,503,217.04	205.18	0.00	0.00	0.00	205.18	2,503,422.22
05/13/20	Open	MB26-FACILITIES BOND 2018	AR-0056	State Pool	8,037,793.82	658.85	0.00	0.00	0.00	658.85	8,038,452.67
05/13/20	Open	MB27-MBIA TX HERITAGE PARKWAY	AR-0057	State Pool	5,009,393.30	-1,999,658.24	0.00	0.00	0.00	341.76	3,009,735.06
08/02/21	Open	MB28-MBIA GRAND PARKWAY 2021	AR-0059	State Pool	32,006,679.08	2,623.56	0.00	0.00	0.00	2,623.56	32,009,302.64
08/02/21	Open	MB29-MBIA SR LIEN TOLL RD 2021	AR-0060	State Pool	71,015,336.28	5,821.06	0.00	0.00	0.00	5,821.06	71,021,157.34
08/02/21	Open	MB30-MBIA FLOOD PRO DRAINAGE 20	AR-0061	State Pool	14,002,624.47	1,147.79	0.00	0.00	0.00	1,147.79	14,003,772.26
State Pool Total					**439,672,912.06**	**152,041,893.52**	**0.00**	**0.00**	**0.00**	**41,893.52**	**591,714,805.58**
Investment Total					**561,165,550.59**	**177,203,327.10**	**0.00**	**0.00**	**0.00**	**50,109.54**	**738,368,877.69**

Interest Accrual
Ft. Bend County
Effective Interest - Actual Life
Receipts in Period
01/01/22 - 01/31/22

CUSIP	Invest Number	Security Description	Purchase Date	Sale Date	Yield Earned	Ending Par Val/Shares	Ending Amor Val/Cost	Purchased Interest	Int/Div Rec In the Perd	Int/Div Accrued In the Perd	PTD Purch Received	Int/Div Rec Purch/Date	Int/Div Accrued Purch/Date
09 - Temporary Holding													
Money Market													
Cadence-Money Market Accts	AR-0058	Money Market	01/31/21	Open	0.0791	146,654,072.11	146,654,072.11	0.00	8,216.02	0.00	0.00	295,877.34	0.00
Money Market Total					**0.0791**	**146,654,072.11**	**146,654,072.11**	**0.00**	**8,216.02**	**0.00**	**0.00**	**295,877.34**	**0.00**
09 - Temporary Holding Total					**0.0791**	**146,654,072.11**	**146,654,072.11**	**0.00**	**8,216.02**	**0.00**	**0.00**	**295,877.34**	**0.00**
130 - Assistance Dist #1													
State Pool													
MB13-MBIA ASSISTANCE DIST #1	AR-0042	State Pool	08/31/16	Open	0.0970	7,001,382.95	7,001,382.95	0.00	529.15	0.00	0.00	94,905.64	0.00
State Pool Total					**0.0970**	**7,001,382.95**	**7,001,382.95**	**0.00**	**529.15**	**0.00**	**0.00**	**94,905.64**	**0.00**
130 - Assistance Dist #1 Total					**0.0970**	**7,001,382.95**	**7,001,382.95**	**0.00**	**529.15**	**0.00**	**0.00**	**94,905.64**	**0.00**
145 - ESD 100 Agreement													
State Pool													
MB12-MBIA ESD 100 AGREEMENT	AR-0041	State Pool	08/31/16	Open	0.0979	5,991,792.26	5,991,792.26	0.00	401.68	0.00	0.00	90,233.50	0.00
State Pool Total					**0.0979**	**5,991,792.26**	**5,991,792.26**	**0.00**	**401.68**	**0.00**	**0.00**	**90,233.50**	**0.00**
145 - ESD 100 Agreement Total					**0.0979**	**5,991,792.26**	**5,991,792.26**	**0.00**	**401.68**	**0.00**	**0.00**	**90,233.50**	**0.00**
802 - Sr Lien 2016													
State Pool													
MB17 - SR LIEN BOND 2016	AR-0046	State Pool	12/09/16	Open	0.0965	6,021,565.99	6,021,565.99	0.00	493.54	0.00	0.00	172,307.03	0.00
State Pool Total					**0.0965**	**6,021,565.99**	**6,021,565.99**	**0.00**	**493.54**	**0.00**	**0.00**	**172,307.03**	**0.00**
802 - Sr Lien 2016 Total					**0.0965**	**6,021,565.99**	**6,021,565.99**	**0.00**	**493.54**	**0.00**	**0.00**	**172,307.03**	**0.00**
810 - FBC Toll Road Operations													
State Pool													
TT02-TX TERM Toll Rd. Operation	AR-0024	State Pool	11/01/08	Open	0.0000	0.00	0.00	0.00	0.00	0.00	0.00	0.00	0.00
State Pool Total					**0.0000**	**0.00**	**0.00**	**0.00**	**0.00**	**0.00**	**0.00**	**0.00**	**0.00**
810 - FBC Toll Road Operations Total					**0.0000**	**0.00**	**0.00**	**0.00**	**0.00**	**0.00**	**0.00**	**0.00**	**0.00**
815 - Grand Parkway Operations													
State Pool													
MB14-MBIA GR PARKWAY OPERATIONS	AR-0043	State Pool	08/31/16	Open	0.0965	42,923,195.17	42,923,195.17	0.00	3,518.09	0.00	0.00	423,189.69	0.00
State Pool Total					**0.0965**	**42,923,195.17**	**42,923,195.17**	**0.00**	**3,518.09**	**0.00**	**0.00**	**423,189.69**	**0.00**
815 - Grand Parkway Operations Total					**0.0965**	**42,923,195.17**	**42,923,195.17**	**0.00**	**3,518.09**	**0.00**	**0.00**	**423,189.69**	**0.00**
LO10 - LOGIC COUNTYS CARES ACT													
State Pool													
LO10-LOGIC-COUNTY'S CARE ACT	AR-0047	State Pool	05/12/20	Open	0.0875	15,004,435.44	15,004,435.44	0.00	1,115.19	0.00	0.00	150,435.44	0.00
State Pool Total					**0.0875**	**15,004,435.44**	**15,004,435.44**	**0.00**	**1,115.19**	**0.00**	**0.00**	**150,435.44**	**0.00**
LO10 - LOGIC COUNTYS CARES ACT Total					**0.0875**	**15,004,435.44**	**15,004,435.44**	**0.00**	**1,115.19**	**0.00**	**0.00**	**150,435.44**	**0.00**
LOG1 - LOGIC GENERAL													
State Pool													
LOG1-Logic- General	AR-0028	State Pool	11/10/08	Open	0.0873	100,747,165.95	100,747,165.95	0.00	3,979.12	0.00	0.00	817,598.93	0.00
State Pool Total					**0.0873**	**100,747,165.95**	**100,747,165.95**	**0.00**	**3,979.12**	**0.00**	**0.00**	**817,598.93**	**0.00**
LOG1 - LOGIC GENERAL Total					**0.0873**	**100,747,165.95**	**100,747,165.95**	**0.00**	**3,979.12**	**0.00**	**0.00**	**817,598.93**	**0.00**
LOG2 - LOGIC TOLL OPERATIONS													
State Pool													
LOG2-Logic-Toll Rd.Operations	AR-0029	State Pool	11/10/08	Open	0.0875	38,135,636.92	38,135,636.92	0.00	2,770.28	0.00	0.00	196,968.00	0.00
State Pool Total					**0.0875**	**38,135,636.92**	**38,135,636.92**	**0.00**	**2,770.28**	**0.00**	**0.00**	**196,968.00**	**0.00**
LOG2 - LOGIC TOLL OPERATIONS Total					**0.0875**	**38,135,636.92**	**38,135,636.92**	**0.00**	**2,770.28**	**0.00**	**0.00**	**196,968.00**	**0.00**
LOG5 - LOGIC DRAINAGE													

Interest Accrual
Ft. Bend County
Effective Interest - Actual Life
Receipts in Period
01/01/22 - 01/31/22

CUSIP	Invest Number	Security Description	Purchase Date	Sale Date	Yield Earned	Ending Par Val/Shares	Ending Amor Val/Cost	Purchased Interest	Int/Div Rec In the Perd	Int/Div Accrued In the Perd	PTD Purch Received	Int/Div Rec Purch/Date	Int/Div Accrued Purch/Date
State Pool													
LOG5-Logic-Drainage	AR-0032	State Pool	11/10/08	Open	0.0874	5,522,679.66	5,522,679.66	0.00	244.82	0.00	0.00	24,923.43	0.00
State Pool Total					**0.0874**	**5,522,679.66**	**5,522,679.66**	**0.00**	**244.82**	**0.00**	**0.00**	**24,923.43**	**0.00**
LOG5 - LOGIC DRAINAGE Total					**0.0874**	**5,522,679.66**	**5,522,679.66**	**0.00**	**244.82**	**0.00**	**0.00**	**24,923.43**	**0.00**
LOG8 - LOGIC ROAD & BRIDGE													
State Pool													
LOG8-Logic-Road & Bridge	AR-0035	State Pool	11/10/08	Open	0.0874	9,524,608.42	9,524,608.42	0.00	460.35	0.00	0.00	30,095.94	0.00
State Pool Total					**0.0874**	**9,524,608.42**	**9,524,608.42**	**0.00**	**460.35**	**0.00**	**0.00**	**30,095.94**	**0.00**
LOG8 - LOGIC ROAD & BRIDGE Total					**0.0874**	**9,524,608.42**	**9,524,608.42**	**0.00**	**460.35**	**0.00**	**0.00**	**30,095.94**	**0.00**
MB02 - MBIA GENERAL													
State Pool													
MB02-MBIA General	AR-0015	State Pool	11/01/08	Open	0.0965	24,061,034.40	24,061,034.40	0.00	1,972.10	0.00	0.00	790,384.77	0.00
State Pool Total					**0.0965**	**24,061,034.40**	**24,061,034.40**	**0.00**	**1,972.10**	**0.00**	**0.00**	**790,384.77**	**0.00**
MB02 - MBIA GENERAL Total					**0.0965**	**24,061,034.40**	**24,061,034.40**	**0.00**	**1,972.10**	**0.00**	**0.00**	**790,384.77**	**0.00**
MB03 - MBIA ROAD & BRIDGE													
State Pool													
MB03-MBIA Road & Bridge	AR-0016	State Pool	11/01/08	Open	0.0965	1,577,981.27	1,577,981.27	0.00	129.32	0.00	0.00	118,720.42	0.00
State Pool Total					**0.0965**	**1,577,981.27**	**1,577,981.27**	**0.00**	**129.32**	**0.00**	**0.00**	**118,720.42**	**0.00**
MB03 - MBIA ROAD & BRIDGE Total					**0.0965**	**1,577,981.27**	**1,577,981.27**	**0.00**	**129.32**	**0.00**	**0.00**	**118,720.42**	**0.00**
MB04 - MBIA DRAINAGE													
State Pool													
MB04-MBIA Drainage	AR-0017	State Pool	11/01/08	Open	0.0965	9,294,945.77	9,294,945.77	0.00	761.85	0.00	0.00	150,238.17	2,620.73
State Pool Total					**0.0965**	**9,294,945.77**	**9,294,945.77**	**0.00**	**761.85**	**0.00**	**0.00**	**150,238.17**	**2,620.73**
MB04 - MBIA DRAINAGE Total					**0.0965**	**9,294,945.77**	**9,294,945.77**	**0.00**	**761.85**	**0.00**	**0.00**	**150,238.17**	**2,620.73**
MB06 - MBIA TOLL RD OPERATIONS													
State Pool													
MB06-MBIA Toll Rd. Operations	AR-0019	State Pool	11/01/08	Open	0.0965	74,013,094.61	74,013,094.61	0.00	6,066.30	0.00	0.00	700,261.05	38,363.64
State Pool Total					**0.0965**	**74,013,094.61**	**74,013,094.61**	**0.00**	**6,066.30**	**0.00**	**0.00**	**700,261.05**	**38,363.64**
MB06 - MBIA TOLL RD OPERATIONS Total					**0.0965**	**74,013,094.61**	**74,013,094.61**	**0.00**	**6,066.30**	**0.00**	**0.00**	**700,261.05**	**38,363.64**
MB18 - MBIA COUNTYS CARES ACT													
State Pool													
MB18-MBIA COUNTY'S CARES ACT	AR-0048	State Pool	05/12/20	Open	0.0961	50,021,657.30	50,021,657.30	0.00	4,149.11	0.00	0.00	123,576.76	0.00
State Pool Total					**0.0961**	**50,021,657.30**	**50,021,657.30**	**0.00**	**4,149.11**	**0.00**	**0.00**	**123,576.76**	**0.00**
MB18 - MBIA COUNTYS CARES ACT Total					**0.0961**	**50,021,657.30**	**50,021,657.30**	**0.00**	**4,149.11**	**0.00**	**0.00**	**123,576.76**	**0.00**
MB19 - MBIA FBC ASSIST DIST #2													
State Pool													
MB19-MBIA FBC ASSIST. DIST. #2	AR-0049	State Pool	05/13/20	Open	0.0972	5,507,933.23	5,507,933.23	0.00	406.74	0.00	0.00	7,933.23	0.00
State Pool Total					**0.0972**	**5,507,933.23**	**5,507,933.23**	**0.00**	**406.74**	**0.00**	**0.00**	**7,933.23**	**0.00**
MB19 - MBIA FBC ASSIST DIST #2 Total					**0.0972**	**5,507,933.23**	**5,507,933.23**	**0.00**	**406.74**	**0.00**	**0.00**	**7,933.23**	**0.00**
MB20 - MBIA FBC ASSIST DIST #4													
State Pool													
MB20- MBIA FBC ASSIST. DIST. #4	AR-0050	State Pool	05/13/20	Open	0.0965	1,253,648.21	1,253,648.21	0.00	102.76	0.00	0.00	3,648.21	0.00
State Pool Total					**0.0965**	**1,253,648.21**	**1,253,648.21**	**0.00**	**102.76**	**0.00**	**0.00**	**3,648.21**	**0.00**
MB20 - MBIA FBC ASSIST DIST #4 Total					**0.0965**	**1,253,648.21**	**1,253,648.21**	**0.00**	**102.76**	**0.00**	**0.00**	**3,648.21**	**0.00**
MB21 - MBIA ASSIST DIST #6													
State Pool													

Interest Accrual
Ft. Bend County
Effective Interest - Actual Life
Receipts in Period
01/01/22 - 01/31/22

CUSIP	Invest Number	Security Description	Purchase Date	Sale Date	Yield Earned	Ending Par Val/Shares	Ending Amor Val/Cost	Purchased Interest	Int/Div Rec In the Perd	Int/Div Accrued In the Perd	PTD Purch Received	Int/Div Rec Purch/Date	Int/Div Accrued Purch/Date
MB21-MBIA FBC ASSIST. DIST. #6	AR-0051	State Pool	05/13/20	Open	0.0965	2,005,837.03	2,005,837.03	0.00	164.39	0.00	0.00	5,837.03	0.00
State Pool Total					**0.0965**	**2,005,837.03**	**2,005,837.03**	**0.00**	**164.39**	**0.00**	**0.00**	**5,837.03**	**0.00**
MB21 - MBIA ASSIST DIST #6 Total					**0.0965**	**2,005,837.03**	**2,005,837.03**	**0.00**	**164.39**	**0.00**	**0.00**	**5,837.03**	**0.00**
MB23 - MBIA JUVENILE													
State Pool													
MB23-MBIA JUVENILE	AR-0053	State Pool	05/13/20	Open	0.0965	15,002,697.48	15,002,697.48	0.00	1,229.67	0.00	0.00	18,931.11	0.00
State Pool Total					**0.0965**	**15,002,697.48**	**15,002,697.48**	**0.00**	**1,229.67**	**0.00**	**0.00**	**18,931.11**	**0.00**
MB23 - MBIA JUVENILE Total					**0.0965**	**15,002,697.48**	**15,002,697.48**	**0.00**	**1,229.67**	**0.00**	**0.00**	**18,931.11**	**0.00**
MB24 - MBIA DEBT SERVICE													
State Pool													
MB24-MBIA DEBT SERVICE	AR-0054	State Pool	05/13/20	Open	0.1018	47,514,105.41	47,514,105.41	0.00	2,600.83	0.00	0.00	45,828.17	0.00
State Pool Total					**0.1018**	**47,514,105.41**	**47,514,105.41**	**0.00**	**2,600.83**	**0.00**	**0.00**	**45,828.17**	**0.00**
MB24 - MBIA DEBT SERVICE Total					**0.1018**	**47,514,105.41**	**47,514,105.41**	**0.00**	**2,600.83**	**0.00**	**0.00**	**45,828.17**	**0.00**
MB25 - MBIA DRAINAGE DEBT SERVICE													
State Pool													
MB25-MBIA DRAINAGE DEBT SERVICE	AR-0055	State Pool	05/13/20	Open	0.0965	2,503,422.22	2,503,422.22	0.00	205.18	0.00	0.00	3,422.22	0.00
State Pool Total					**0.0965**	**2,503,422.22**	**2,503,422.22**	**0.00**	**205.18**	**0.00**	**0.00**	**3,422.22**	**0.00**
MB25 - MBIA DRAINAGE DEBT SERVICE Total					**0.0965**	**2,503,422.22**	**2,503,422.22**	**0.00**	**205.18**	**0.00**	**0.00**	**3,422.22**	**0.00**
MB26 - MBIA FACILITIES BOND 2018													
State Pool													
MB26-FACILITIES BOND 2018	AR-0056	State Pool	05/13/20	Open	0.0965	8,038,452.67	8,038,452.67	0.00	658.85	0.00	0.00	38,452.67	0.00
State Pool Total					**0.0965**	**8,038,452.67**	**8,038,452.67**	**0.00**	**658.85**	**0.00**	**0.00**	**38,452.67**	**0.00**
MB26 - MBIA FACILITIES BOND 2018 Total					**0.0965**	**8,038,452.67**	**8,038,452.67**	**0.00**	**658.85**	**0.00**	**0.00**	**38,452.67**	**0.00**
MB27 - MBIA TX HERITAGE PARKWAY 2020													
State Pool													
MB27-MBIA TX HERITAGE PARKWAY	AR-0057	State Pool	05/13/20	Open	0.1208	3,009,735.06	3,009,735.06	0.00	341.76	0.00	0.00	40,114.41	0.00
State Pool Total					**0.1208**	**3,009,735.06**	**3,009,735.06**	**0.00**	**341.76**	**0.00**	**0.00**	**40,114.41**	**0.00**
MB27 - MBIA TX HERITAGE PARKWAY 2020 Total					**0.1208**	**3,009,735.06**	**3,009,735.06**	**0.00**	**341.76**	**0.00**	**0.00**	**40,114.41**	**0.00**
MB28 - MBIAGrand Parkway 2021													
State Pool													
MB28-MBIA GRAND PARKWAY 2021	AR-0059	State Pool	08/02/21	Open	0.0965	32,009,302.64	32,009,302.64	0.00	2,623.56	0.00	0.00	9,302.64	0.00
State Pool Total					**0.0965**	**32,009,302.64**	**32,009,302.64**	**0.00**	**2,623.56**	**0.00**	**0.00**	**9,302.64**	**0.00**
MB28 - MBIAGrand Parkway 2021 Total					**0.0965**	**32,009,302.64**	**32,009,302.64**	**0.00**	**2,623.56**	**0.00**	**0.00**	**9,302.64**	**0.00**
MB29 - MBIA Sr Lien 2021													
State Pool													
MB29-MBIA SR LIEN TOLL RD 2021	AR-0060	State Pool	08/02/21	Open	0.0965	71,021,157.34	71,021,157.34	0.00	5,821.06	0.00	0.00	21,157.34	0.00
State Pool Total					**0.0965**	**71,021,157.34**	**71,021,157.34**	**0.00**	**5,821.06**	**0.00**	**0.00**	**21,157.34**	**0.00**
MB29 - MBIA Sr Lien 2021 Total					**0.0965**	**71,021,157.34**	**71,021,157.34**	**0.00**	**5,821.06**	**0.00**	**0.00**	**21,157.34**	**0.00**
MB30 - MBIA Flood Proj Drainage 20													
State Pool													
MB30-MBIA FLOOD PRO DRAINAGE 20	AR-0061	State Pool	08/02/21	Open	0.0965	14,003,772.26	14,003,772.26	0.00	1,147.79	0.00	0.00	3,772.26	0.00
State Pool Total					**0.0965**	**14,003,772.26**	**14,003,772.26**	**0.00**	**1,147.79**	**0.00**	**0.00**	**3,772.26**	**0.00**
MB30 - MBIA Flood Proj Drainage 20 Total					**0.0965**	**14,003,772.26**	**14,003,772.26**	**0.00**	**1,147.79**	**0.00**	**0.00**	**3,772.26**	**0.00**
TT00 - TEXAS TERM GENERAL													
State Pool													
TT00-TX TERM General	AR-0022	State Pool	11/01/08	Open	0.0110	1,071.92	1,071.92	0.00	0.01	0.00	0.00	21,456.69	0.00

Interest Accrual
Ft. Bend County
Effective Interest - Actual Life
Receipts in Period
01/01/22 - 01/31/22

CUSIP	Invest Number	Security Description	Purchase Date	Sale Date	Yield Earned	Ending Par Val/Shares	Ending Amor Val/Cost	Purchased Interest	Int/Div Rec In the Perd	Int/Div Accrued In the Perd	PTD Purch Received	Int/Div Rec Purch/Date	Int/Div Accrued Purch/Date
State Pool Total					**0.0110**	**1,071.92**	**1,071.92**	**0.00**	**0.01**	**0.00**	**0.00**	**21,456.69**	**0.00**
TT00 - TEXAS TERM GENERAL Total					**0.0110**	**1,071.92**	**1,071.92**	**0.00**	**0.01**	**0.00**	**0.00**	**21,456.69**	**0.00**
TT02 - TEXAS TERM TOLL OPERATIONS													
State Pool													
TT02-TX TERM Toll Rd. Operation	AR-0024	State Pool	11/01/08	Open	0.0110	1,070.70	1,070.70	0.00	0.01	0.00	0.00	18,000.60	0.00
State Pool Total					**0.0110**	**1,070.70**	**1,070.70**	**0.00**	**0.01**	**0.00**	**0.00**	**18,000.60**	**0.00**
TT02 - TEXAS TERM TOLL OPERATIONS Total					**0.0110**	**1,070.70**	**1,070.70**	**0.00**	**0.01**	**0.00**	**0.00**	**18,000.60**	**0.00**
TT04 - TEXAS TERM ROAD & BRIDGE													
State Pool													
TT04-TX TERM Road & Bridge	AR-0026	State Pool	11/01/08	Open	0.0110	1,068.75	1,068.75	0.00	0.01	0.00	0.00	8,276.03	0.00
State Pool Total					**0.0110**	**1,068.75**	**1,068.75**	**0.00**	**0.01**	**0.00**	**0.00**	**8,276.03**	**0.00**
TT04 - TEXAS TERM ROAD & BRIDGE Total					**0.0110**	**1,068.75**	**1,068.75**	**0.00**	**0.01**	**0.00**	**0.00**	**8,276.03**	**0.00**
TT05 - TEXAS TERM DRAINAGE													
State Pool													
TT05-TX TERM Drainage	AR-0027	State Pool	11/01/08	Open	0.0200	354.55	354.55	0.00	0.00	0.01	0.00	5,033.82	0.01
State Pool Total					**0.0200**	**354.55**	**354.55**	**0.00**	**0.00**	**0.01**	**0.00**	**5,033.82**	**0.01**
TT05 - TEXAS TERM DRAINAGE Total					**0.0200**	**354.55**	**354.55**	**0.00**	**0.00**	**0.01**	**0.00**	**5,033.82**	**0.01**

Premium/Discount Amortization

Ft. Bend County

Effective Interest - Actual Life
Receipts in Period
01/01/22 - 01/31/22

CUSIP	Invest Number	Security Description	Purchase Date	Amortiz Date	Yield Earned	Beginning Par Val/Shares	Beginning Unamor Val/Cost	Premium Discount	Ending Par Val/Shares	Ending Amor Val/Cost	Unamor Prem/Dscnt	Amortization In the Perd	Amortization Purch/Date
Money Market													
Cadence-Money Market Accts	AR-0058	Money Market	01/31/21	Open	0.0791	121,492,638.53	121,492,638.53	0.00	146,654,072.11	146,654,072.11	0.00	0.00	0.00
Money Market Total					**0.0791**	**121,492,638.53**	**121,492,638.53**	**0.00**	**146,654,072.11**	**146,654,072.11**	**0.00**	**0.00**	**0.00**
State Pool													
MB02-MBIA General	AR-0015	State Pool	11/01/08	Open	0.0965	24,059,062.30	24,059,062.30	0.00	24,061,034.40	24,061,034.40	0.00	0.00	0.00
MB03-MBIA Road & Bridge	AR-0016	State Pool	11/01/08	Open	0.0965	1,577,851.95	1,577,851.95	0.00	1,577,981.27	1,577,981.27	0.00	0.00	0.00
MB04-MBIA Drainage	AR-0017	State Pool	11/01/08	Open	0.0965	9,294,183.92	9,294,183.92	0.00	9,294,945.77	9,294,945.77	0.00	0.00	0.00
MB06-MBIA Toll Rd. Operations	AR-0019	State Pool	11/01/08	Open	0.0965	74,007,028.31	74,007,028.31	0.00	74,013,094.61	74,013,094.61	0.00	0.00	0.00
TT00-TX TERM General	AR-0022	State Pool	11/01/08	Open	0.0110	1,071.91	1,071.91	0.00	1,071.92	1,071.92	0.00	0.00	0.00
TT02-TX TERM Toll Rd. Operation	AR-0024	State Pool	11/01/08	Open	0.0110	1,070.69	1,070.69	0.00	1,070.70	1,070.70	0.00	0.00	0.00
TT04-TX TERM Road & Bridge	AR-0026	State Pool	11/01/08	Open	0.0110	1,068.74	1,068.74	0.00	1,068.75	1,068.75	0.00	0.00	0.00
TT05-TX TERM Drainage	AR-0027	State Pool	11/01/08	Open	0.0200	354.55	354.55	0.00	354.55	354.55	0.00	0.00	0.00
LOG1-Logic- General	AR-0028	State Pool	11/10/08	Open	0.0873	743,186.83	743,186.83	0.00	100,747,165.95	100,747,165.95	0.00	0.00	0.00
LOG2-Logic-Toll Rd.Operations	AR-0029	State Pool	11/10/08	Open	0.0875	35,132,866.64	35,132,866.64	0.00	38,135,636.92	38,135,636.92	0.00	0.00	0.00
LOG5-Logic-Drainage	AR-0032	State Pool	11/10/08	Open	0.0874	522,434.84	522,434.84	0.00	5,522,679.66	5,522,679.66	0.00	0.00	0.00
LOG8-Logic-Road & Bridge	AR-0035	State Pool	11/10/08	Open	0.0874	2,524,148.07	2,524,148.07	0.00	9,524,608.42	9,524,608.42	0.00	0.00	0.00
MB12-MBIA ESD 100 AGREEMENT	AR-0041	State Pool	08/31/16	Open	0.0979	3,991,390.58	3,991,390.58	0.00	5,991,792.26	5,991,792.26	0.00	0.00	0.00
MB13-MBIA ASSISTANCE DIST #1	AR-0042	State Pool	08/31/16	Open	0.0970	6,000,853.80	6,000,853.80	0.00	7,001,382.95	7,001,382.95	0.00	0.00	0.00
MB14-MBIA GR PARKWAY OPERATIONS	AR-0043	State Pool	08/31/16	Open	0.0965	42,919,677.08	42,919,677.08	0.00	42,923,195.17	42,923,195.17	0.00	0.00	0.00
MB17 - SR LIEN BOND 2016	AR-0046	State Pool	12/09/16	Open	0.0965	6,021,072.45	6,021,072.45	0.00	6,021,565.99	6,021,565.99	0.00	0.00	0.00
LO10-LOGIC-COUNTY'S CARE ACT	AR-0047	State Pool	05/12/20	Open	0.0875	15,003,320.25	15,003,320.25	0.00	15,004,435.44	15,004,435.44	0.00	0.00	0.00
MB18-MBIA COUNTY'S CARES ACT	AR-0048	State Pool	05/12/20	Open	0.0961	55,017,508.19	55,017,508.19	0.00	50,021,657.30	50,021,657.30	0.00	0.00	0.00
MB19-MBIA FBC ASSIST. DIST. #2	AR-0049	State Pool	05/13/20	Open	0.0972	4,507,526.49	4,507,526.49	0.00	5,507,933.23	5,507,933.23	0.00	0.00	0.00
MB20- MBIA FBC ASSIST. DIST. #4	AR-0050	State Pool	05/13/20	Open	0.0965	1,253,545.45	1,253,545.45	0.00	1,253,648.21	1,253,648.21	0.00	0.00	0.00
MB21-MBIA FBC ASSIST. DIST. #6	AR-0051	State Pool	05/13/20	Open	0.0965	2,005,672.64	2,005,672.64	0.00	2,005,837.03	2,005,837.03	0.00	0.00	0.00
MB23-MBIA JUVENILE	AR-0053	State Pool	05/13/20	Open	0.0965	15,001,467.81	15,001,467.81	0.00	15,002,697.48	15,002,697.48	0.00	0.00	0.00
MB24-MBIA DEBT SERVICE	AR-0054	State Pool	05/13/20	Open	0.1018	7,511,504.58	7,511,504.58	0.00	47,514,105.41	47,514,105.41	0.00	0.00	0.00
MB25-MBIA DRAINAGE DEBT SERVICE	AR-0055	State Pool	05/13/20	Open	0.0965	2,503,217.04	2,503,217.04	0.00	2,503,422.22	2,503,422.22	0.00	0.00	0.00
MB26-FACILITIES BOND 2018	AR-0056	State Pool	05/13/20	Open	0.0965	8,037,793.82	8,037,793.82	0.00	8,038,452.67	8,038,452.67	0.00	0.00	0.00
MB27-MBIA TX HERITAGE PARKWAY	AR-0057	State Pool	05/13/20	Open	0.1208	5,009,393.30	5,009,393.30	0.00	3,009,735.06	3,009,735.06	0.00	0.00	0.00
MB28-MBIA GRAND PARKWAY 2021	AR-0059	State Pool	08/02/21	Open	0.0965	32,006,679.08	32,006,679.08	0.00	32,009,302.64	32,009,302.64	0.00	0.00	0.00
MB29-MBIA SR LIEN TOLL RD 2021	AR-0060	State Pool	08/02/21	Open	0.0965	71,015,336.28	71,015,336.28	0.00	71,021,157.34	71,021,157.34	0.00	0.00	0.00
MB30-MBIA FLOOD PRO DRAINAGE 20	AR-0061	State Pool	08/02/21	Open	0.0965	14,002,624.47	14,002,624.47	0.00	14,003,772.26	14,003,772.26	0.00	0.00	0.00
State Pool Total					**0.0949**	**439,672,912.06**	**439,672,912.06**	**0.00**	**591,714,805.58**	**591,714,805.58**	**0.00**	**0.00**	**0.00**
Investment Total					**0.0919**	**561,165,550.59**	**561,165,550.59**	**0.00**	**738,368,877.69**	**738,368,877.69**	**0.00**	**0.00**	**0.00**

Open Investments
Ft. Bend County
Effective Interest - Actual Life
Receipts in Period
01/31/22

CUSIP	Invest Number	Security Description	Invest Class	Purchase Date	Call Date	Purchase Institut	SafeKeep Institut	Issuing Institut	Yield Matur	Yield Call	Original Unit Cost	Original Par Val/Shares	Original Princ/Cost	Orig Prem Discount	Ending Unit Price	Ending Par Val/Shares	Ending Amor Val/Cost	Unamor Prem/Dscnt
Money Market																		
Cadence-Money Market Accts	AR-0058	Money Market		01/31/21	Open	101	None	101	0.0700	0.0700	1.000000	210,194,488.52	210,194,488.52	0.00	1.000000	146,654,072.11	146,654,072.11	0.00
Money Market Total									**0.0700**	**0.0700**	**1.000000**	**210,194,488.52**	**210,194,488.52**	**0.00**	**1.000000**	**146,654,072.11**	**146,654,072.11**	**0.00**
State Pool																		
MB02-MBIA General	AR-0015	State Pool		11/01/08	Open	2000	None	2000	0.0965	0.0965	1.000000	17,374,917.83	17,374,917.83	0.00	1.000000	24,061,034.40	24,061,034.40	0.00
MB03-MBIA Road & Bridge	AR-0016	State Pool		11/01/08	Open	2000	None	2000	0.0965	0.0965	1.000000	2,856,438.24	2,856,438.24	0.00	1.000000	1,577,981.27	1,577,981.27	0.00
MB04-MBIA Drainage	AR-0017	State Pool		11/01/08	Open	2000	None	2000	0.0965	0.0965	1.000000	1,267,218.21	1,267,218.21	0.00	1.000000	9,294,945.77	9,294,945.77	0.00
MB06-MBIA Toll Rd. Operations	AR-0019	State Pool		11/01/08	Open	2000	None	2000	0.0965	0.0965	1.000000	3,143,377.27	3,143,377.27	0.00	1.000000	74,013,094.61	74,013,094.61	0.00
TT00-TX TERM General	AR-0022	State Pool		11/01/08	Open	2005	None	2005	0.0200	0.0200	1.000000	10,006,437.87	10,006,437.87	0.00	1.000000	1,071.92	1,071.92	0.00
TT02-TX TERM Toll Rd. Operation	AR-0024	State Pool		11/01/08	Open	2005	None	2005	0.0200	0.0200	0.000000	0.00	0.00	0.00	1.000000	1,070.70	1,070.70	0.00
TT04-TX TERM Road & Bridge	AR-0026	State Pool		11/01/08	Open	2005	None	2005	0.0200	0.0200	1.000000	10,463.28	10,463.28	0.00	1.000000	1,068.75	1,068.75	0.00
TT05-TX TERM Drainage	AR-0027	State Pool		11/01/08	Open	2005	None	2005	0.0200	0.0200	1.000000	109,774.61	109,774.61	0.00	1.000000	354.55	354.55	0.00
LOG1-Logic- General	AR-0028	State Pool		11/10/08	Open	200	None	200	0.0875	0.0875	1.000000	10,000,000.00	10,000,000.00	0.00	1.000000	100,747,165.95	100,747,165.95	0.00
LOG2-Logic-Toll Rd.Operations	AR-0029	State Pool		11/10/08	Open	200	None	200	0.0875	0.0875	1.000000	2,000,000.00	2,000,000.00	0.00	1.000000	38,135,636.92	38,135,636.92	0.00
LOG5-Logic-Drainage	AR-0032	State Pool		11/10/08	Open	200	None	200	0.0875	0.0875	1.000000	500,000.00	500,000.00	0.00	1.000000	5,522,679.66	5,522,679.66	0.00
LOG8-Logic-Road & Bridge	AR-0035	State Pool		11/10/08	Open	200	None	200	0.0875	0.0875	1.000000	1,000,000.00	1,000,000.00	0.00	1.000000	9,524,608.42	9,524,608.42	0.00
MB12-MBIA ESD 100 AGREEMENT	AR-0041	State Pool		08/31/16	Open	2000	None	2000	0.0965	0.0965	1.000000	3,900,000.00	3,900,000.00	0.00	1.000000	5,991,792.26	5,991,792.26	0.00
MB13-MBIA ASSISTANCE DIST #1	AR-0042	State Pool		08/31/16	Open	2000	None	2000	0.0965	0.0965	1.000000	10,000,000.00	10,000,000.00	0.00	1.000000	7,001,382.95	7,001,382.95	0.00
MB14-MBIA GR PARKWAY OPERATIONS	AR-0043	State Pool		08/31/16	Open	2000	None	2000	0.0965	0.0965	1.000000	8,500,000.00	8,500,000.00	0.00	1.000000	42,923,195.17	42,923,195.17	0.00
MB17 - SR LIEN BOND 2016	AR-0046	State Pool		12/09/16	Open	2000	None	2000	0.0965	0.0965	1.000000	35,000,000.00	35,000,000.00	0.00	1.000000	6,021,565.99	6,021,565.99	0.00
LO10-LOGIC-COUNTY'S CARE ACT	AR-0047	State Pool		05/12/20	Open	200	None	200	0.0875	0.0875	1.000000	67,000,000.00	67,000,000.00	0.00	1.000000	15,004,435.44	15,004,435.44	0.00
MB18-MBIA COUNTY'S CARES ACT	AR-0048	State Pool		05/12/20	Open	2000	None	2000	0.0965	0.0965	1.000000	67,000,000.00	67,000,000.00	0.00	1.000000	50,021,657.30	50,021,657.30	0.00
MB19-MBIA FBC ASSIST. DIST. #2	AR-0049	State Pool		05/13/20	Open	2000	None	2000	0.0965	0.0965	1.000000	2,500,000.00	2,500,000.00	0.00	1.000000	5,507,933.23	5,507,933.23	0.00
MB20- MBIA FBC ASSIST. DIST. #4	AR-0050	State Pool		05/13/20	Open	2000	None	2000	0.0965	0.0965	1.000000	1,250,000.00	1,250,000.00	0.00	1.000000	1,253,648.21	1,253,648.21	0.00
MB21-MBIA FBC ASSIST. DIST. #6	AR-0051	State Pool		05/13/20	Open	2000	None	2000	0.0965	0.0965	1.000000	2,000,000.00	2,000,000.00	0.00	1.000000	2,005,837.03	2,005,837.03	0.00
MB23-MBIA JUVENILE	AR-0053	State Pool		05/13/20	Open	2000	None	2000	0.0965	0.0965	1.000000	8,000,000.00	8,000,000.00	0.00	1.000000	15,002,697.48	15,002,697.48	0.00
MB24-MBIA DEBT SERVICE	AR-0054	State Pool		05/13/20	Open	2000	None	2000	0.0965	0.0965	1.000000	21,000,000.00	21,000,000.00	0.00	1.000000	47,514,105.41	47,514,105.41	0.00
MB25-MBIA DRAINAGE DEBT SERVICE	AR-0055	State Pool		05/13/20	Open	2000	None	2000	0.0965	0.0965	1.000000	1,000,000.00	1,000,000.00	0.00	1.000000	2,503,422.22	2,503,422.22	0.00
MB26-FACILITIES BOND 2018	AR-0056	State Pool		05/13/20	Open	2000	None	2000	0.0965	0.0965	1.000000	14,000,000.00	14,000,000.00	0.00	1.000000	8,038,452.67	8,038,452.67	0.00
MB27-MBIA TX HERITAGE PARKWAY	AR-0057	State Pool		05/13/20	Open	2000	None	2000	0.0965	0.0965	1.000000	17,000,000.00	17,000,000.00	0.00	1.000000	3,009,735.06	3,009,735.06	0.00
MB28-MBIA GRAND PARKWAY 2021	AR-0059	State Pool		08/02/21	Open	2000	None	2000	0.0965	0.0965	1.000000	25,000,000.00	25,000,000.00	0.00	1.000000	32,009,302.64	32,009,302.64	0.00
MB29-MBIA SR LIEN TOLL RD 2021	AR-0060	State Pool		08/02/21	Open	2000	None	2000	0.0965	0.0965	1.000000	68,000,000.00	68,000,000.00	0.00	1.000000	71,021,157.34	71,021,157.34	0.00
MB30-MBIA FLOOD PRO DRAINAGE 20	AR-0061	State Pool		08/02/21	Open	2000	None	2000	0.0965	0.0965	1.000000	10,000,000.00	10,000,000.00	0.00	1.000000	14,003,772.26	14,003,772.26	0.00
State Pool Total									**0.0939**	**0.0939**	**1.000000**	**409,418,627.31**	**409,418,627.31**	**0.00**	**1.000000**	**591,714,805.58**	**591,714,805.58**	**0.00**
Investment Total									**0.0892**	**0.0892**	**1.000000**	**619,613,115.83**	**619,613,115.83**	**0.00**	**1.000000**	**738,368,877.69**	**738,368,877.69**	**0.00**

Open Investments
Ft. Bend County
Effective Interest - Actual Life
Receipts in Period
01/31/22

Showing Ending Par Val/Shares: $738,368,877.69

FBC INVESTMENT TRAILING 12 MONTHS

Open Investments		FARMERS MAC DN	FFCB	FHLB	FHLMC	FNMA	FNMA DISCOUNT NOTE	State Pool	Prosperity Money Market	Prosperity - Invst. Acct.
$ 653,648,927	1/31/2021	$ -	$ -	$ -	$ -	$ -	$ -	$ 425,089,250	$ 228,559,677	$ -
$ 658,629,610	2/28/2021	$ -	$ -	$ -	$ -	$ -	$ -	$ 381,123,831	$ 277,505,779	$ -
$ 601,107,708	3/31/2021	$ -	$ -	$ -	$ -	$ -	$ -	$ 327,009,281	$ 274,098,427	$ -
$ 563,422,633	4/30/2021	$ -	$ -	$ -	$ -	$ -	$ -	$ 327,031,885	$ 236,390,748	$ -
$ 610,843,006	5/31/2021	$ -	$ -	$ -	$ -	$ -	$ -	$ 327,053,566	$ 283,789,440	$ -
$ 590,550,613	6/30/2021	$ -	$ -	$ -	$ -	$ -	$ -	$ 302,069,061	$ 288,481,552	$ -
$ 695,339,819	7/31/2021	$ -	$ -	$ -	$ -	$ -	$ -	$ 395,587,723	$ 299,752,096	$ -
$ 639,189,312	8/31/2021	$ -	$ -	$ -	$ -	$ -	$ -	$ 472,609,124	$ 166,580,188	$ -
$ 615,430,996	9/30/2021	$ -	$ -	$ -	$ -	$ -	$ -	$ 473,626,947	$ 141,804,049	$ -
$ 590,225,881	10/31/2021	$ -	$ -	$ -	$ -	$ -	$ -	$ 463,627,607	$ 126,598,274	$ -
$ 549,809,193	11/30/2021	$ -	$ -	$ -	$ -	$ -	$ -	$ 439,646,883	$ 126,598,274	$ -
$ 561,165,551	12/31/2021	$ -	$ -	$ -	$ -	$ -	$ -	$ 439,672,912	$ 121,492,639	$ -
$ 738,368,878	1/31/2022	$ -	$ -	$ -	$ -	$ -	$ -	$ 591,714,806	$ 146,654,072	$ -

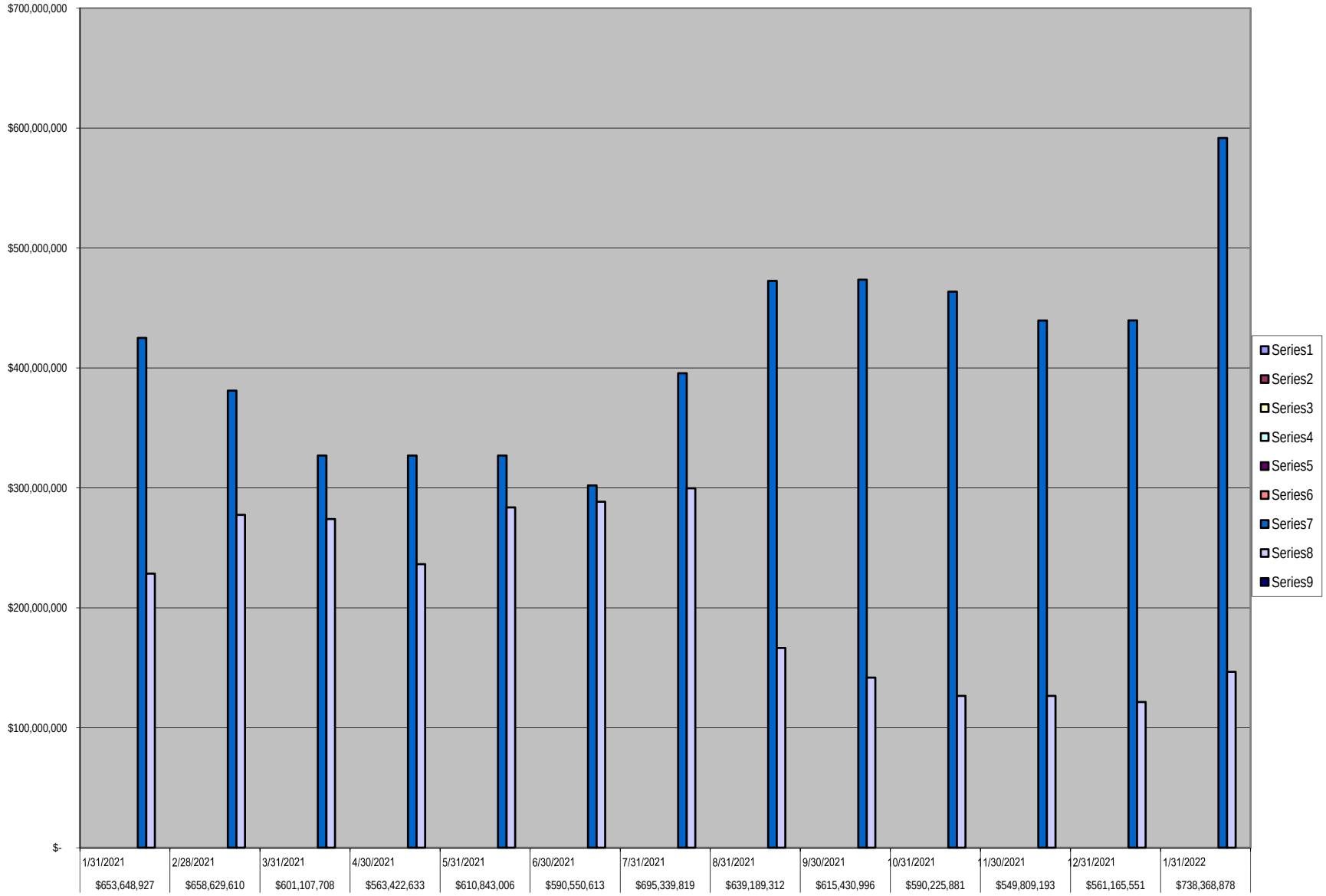
$700,000,000
$600,000,000
$500,000,000
$400,000,000
$300,000,000
$200,000,000
$100,000,000
$-
1/31/2021
$653,648,927
2/28/2021
$658,629,610
3/31/2021
$601,107,708
4/30/2021
$563,422,633
5/31/2021
$610,843,006
6/30/2021
$590,550,613
7/31/2021
$695,339,819
8/31/2021
$639,189,312
9/30/2021
$615,430,996
10/31/2021
$590,225,881
11/30/2021
$549,809,193
12/31/2021
$561,165,551
1/31/2022
$738,368,878
Series1
Series2
Series3
Series4
Series5
Series6
Series7
Series8
Series9

CADENCE
BANK

01/28/2022

To Whom It May Concern,

In accordance with Cadence Bank's Depository Bid, the interest rate for the month of January 2022 is a fixed rate of 0.07% for all Fort Bend County interest-bearing accounts.

Sincerely,

Amy Wills

Amy Wills
VP, Treasury Management Officer
Cadence Bank N.A.

Texas CLASS®

Texas CLASS

Texas CLASS Average Monthly Yield: 0.0965%

Date	Dividend Rate	Daily Yield
01/01/2022	0.000000000	0.0655%
01/02/2022	0.000000000	0.0655%
01/03/2022	0.000001875	0.0684%
01/04/2022	0.000002080	0.0759%
01/05/2022	0.000002297	0.0838%
01/06/2022	0.000002502	0.0913%
01/07/2022	0.000007635	0.0929%
01/08/2022	0.000000000	0.0929%
01/09/2022	0.000000000	0.0929%
01/10/2022	0.000002647	0.0966%
01/11/2022	0.000002613	0.0954%
01/12/2022	0.000002714	0.0991%
01/13/2022	0.000002728	0.0996%
01/14/2022	0.000011200	0.1022%
01/15/2022	0.000000000	0.1022%
01/16/2022	0.000000000	0.1022%
01/17/2022	0.000000000	0.1022%
01/18/2022	0.000002822	0.1030%
01/19/2022	0.000002839	0.1037%
01/20/2022	0.000002816	0.1028%
01/21/2022	0.000008610	0.1047%
01/22/2022	0.000000000	0.1047%
01/23/2022	0.000000000	0.1047%
01/24/2022	0.000002889	0.1055%
01/25/2022	0.000002971	0.1084%
01/26/2022	0.000002844	0.1038%
01/27/2022	0.000002771	0.1011%
01/28/2022	0.000008544	0.1039%
01/29/2022	0.000000000	0.1039%
01/30/2022	0.000000000	0.1039%
01/31/2022	0.000002981	0.1088%

Performance results are shown net of all fees and expenses and reflect the reinvestment of dividends and other earnings. Many factors affect performance including changes in market conditions and interest rates and in response to other economic, political, or financial developments. Investment involves risk including the possible loss of principal. No assurance can be given that the performance objectives of a given strategy will be achieved. **Past performance is no guarantee of future results. Any financial and/or investment decision may incur losses.**

TEXAS RANGE

January 31, 2022

TexasDAILY

Current Yield[1]: 0.0151%

Historical Rates Monthly Distribution Yields[2]

	2012	2013	2014	2015	2016	2017	2018	2019	2020	2021	2022
January	0.0821%	0.1161%	0.0389%	0.0671%	0.3506%	0.5788%	1.3427%	2.3957%	1.6102%	0.0733%	0.0162%
February	0.1005%	0.0954%	0.0367%	0.0813%	0.3915%	0.5908%	1.3987%	2.3957%	1.5765%	0.0508%	
March	0.0976%	0.1002%	0.0379%	0.0895%	0.4070%	0.6635%	1.4959%	2.4131%	1.2044%	0.0505%	
April	0.0972%	0.0830%	0.0363%	0.0904%	0.4225%	0.7477%	1.6492%	2.4243%	0.8253%	0.0500%	
May	0.1182%	0.0786%	0.0393%	0.0860%	0.4328%	0.7606%	1.7528%	2.4123%	0.4055%	0.0419%	
June	0.1276%	0.0548%	0.0396%	0.0921%	0.4406%	0.8479%	1.8500%	2.4069%	0.2355%	0.0296%	
July	0.1262%	0.0504%	0.0452%	0.0992%	0.4497%	0.9587%	1.9551%	2.3786%	0.2151%	0.0204%	
August	0.1255%	0.0497%	0.0575%	0.1107%	0.4697%	0.9961%	1.9931%	2.2118%	0.1579%	0.0211%	
September	0.1262%	0.0461%	0.0597%	0.1299%	0.4978%	1.0271%	2.0345%	2.1528%	0.1378%	0.0182%	
October	0.1283%	0.0380%	0.0574%	0.1504%	0.4688%	1.0470%	2.1533%	1.9688%	0.1158%	0.0167%	
November	0.1254%	0.0375%	0.0572%	0.1470%	0.4482%	1.0914%	2.2135%	1.7388%	0.1034%	0.0164%	
December	0.1303%	0.0369%	0.0667%	0.2255%	0.4988%	1.2134%	2.3157%	1.6638%	0.0886%	0.0166%	

Call toll-free
1-866-839-8376

Past performance is not indicative of future results and yields may vary.

(1) The current yield, which is also known as the current annualized yield or current seven-day yield, represents the net change, exclusive of capital changes and income other than investment income, in the value of a hypothetical account with a balance of one share (normally $1.00 per share) over a seven-day base period expressed as a percentage of the value of one share at the beginning of the seven-day period. This resulting net change in account value is then annualized by multiplying it by 365 and dividing the result by 7. The yields shown may reflect fee waivers by service providers that subsidize and reduce the total operating expenses of the TexasDAILY portfolio. Portfolio yields would be lower if there were no such waivers.

(2) The monthly distribution yield represents the sum of a month's one-day allocation factors divided by the number of days in that month, and multiplied by 365. The yields shown may reflect fee waivers by service providers that subsidize and reduce the total operating expenses of the TexasDAILY portfolio. Portfolio yields would be lower if there were no such waivers.

This information is for institutional investors, not for further distribution to retail investors, and does not represent an offer to sell or a solicitation of an offer to buy or sell any fund or other security. Investors should consider the Texas Range Investment Program's (the "Program's") investment objectives, risks, charges and expenses before investing. This and other information about the Program is available in the Program's Information Statement, which should be read carefully before investing. A copy of the Program's Information Statement may be obtained by calling 1-866-839-8376 or is available on the Program's website at www.texas-range.com. While TexasDAILY and TexasDAILY Select seek to maintain a stable net asset value of $1.00 per share and TexasTERM seeks to achieve a net asset value of $1.00 per share at its stated maturity, it is possible to lose money investing in the Program. An investment in the Program is not insured or guaranteed by the Federal Deposit Insurance Corporation or any other governmental agency. Shares of the Program are distributed by ***PFM Fund Distributors, Inc.****, member Financial Industry Regulatory Authority (FINRA) (www.finra.org) and Securities Investor Protection Corporation (SIPC) (www.sipc.org). PFM Fund Distributors, Inc. is an affiliate of PFM Asset Management LLC.*

LOGIC VERSUS 90-DAY TREASURY BILL

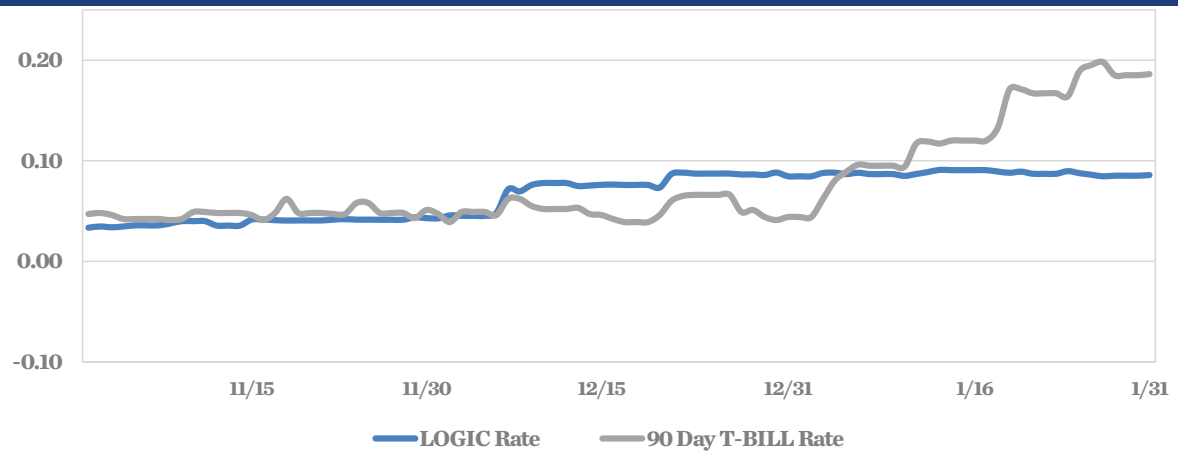

This material is for information purposes only. This information does not represent an offer to buy or sell a security. The above rate information is obtained from sources that are believed to be reliable; however, its accuracy or completeness may be subject to change. The LOGIC management fee may be waived in full or in part at the discretion of the LOGIC co-administrators and the LOGIC rate for the period shown reflects waiver of fees. This table represents historical investment performance/return to the customer, net of fees, and is not an indication of future performance. An investment in the security is not insured or guaranteed by the Federal Deposit Insurance Corporation or any other government agency. Although the issuer seeks to preserve the value of an investment of $1.00 per share, it is possible to lose money by investing in the security. Information about these and other program details are in the fund's Information Statement which should be read carefully before investing. The yield on the 90-Day Treasury Bill ("T-Bill Yield") is shown for comparative purposes only. When comparing the investment returns of the LOGIC pool to the T-Bill Yield, you should know that the LOGIC pool consists of allocations of specific diversified securities as detailed in the respective Information Statements. The T-Bill Yield is taken from Bloomberg Finance L.P. and represents the daily closing yield on the then current 90-Day T-Bill. The LOGIC yield is calculated in accordance with regulations governing the registration of open-end management investment companies under the Investment Company Act of 1940 as promulgated from time to time by the federal Securities and Exchange Commission.

DAILY SUMMARY FOR JANUARY 2022

DATE	MNY MKT FUND EQUIV. [SEC Std.]	DAILY ALLOCATION FACTOR	INVESTED BALANCE	MARKET VALUE PER SHARE	WAM DAYS (1)	WAL DAYS (2)
1/1/2022	0.0846%	0.000002317	$8,385,049,075.34	0.999893	51	74
1/2/2022	0.0846%	0.000002317	$8,385,049,075.34	0.999893	51	74
1/3/2022	0.0879%	0.000002408	$8,434,420,698.32	0.999902	52	74
1/4/2022	0.0882%	0.000002416	$8,555,005,432.04	0.999899	51	73
1/5/2022	0.0868%	0.000002378	$8,798,172,725.50	0.999887	52	73
1/6/2022	0.0881%	0.000002415	$8,734,639,184.84	0.999870	52	73
1/7/2022	0.0868%	0.000002379	$8,785,592,132.11	0.999869	49	70
1/8/2022	0.0868%	0.000002379	$8,785,592,132.11	0.999869	49	70
1/9/2022	0.0868%	0.000002379	$8,785,592,132.11	0.999869	49	70
1/10/2022	0.0850%	0.000002329	$8,835,329,908.60	0.999877	48	69
1/11/2022	0.0869%	0.000002381	$8,776,717,635.64	0.999873	48	68
1/12/2022	0.0888%	0.000002433	$8,813,456,514.11	0.999870	50	73
1/13/2022	0.0910%	0.000002493	$8,822,605,706.06	0.999861	50	74
1/14/2022	0.0907%	0.000002486	$8,789,395,351.08	0.999853	47	72
1/15/2022	0.0907%	0.000002486	$8,789,395,351.08	0.999853	47	72
1/16/2022	0.0907%	0.000002486	$8,789,395,351.08	0.999853	47	72
1/17/2022	0.0907%	0.000002486	$8,789,395,351.08	0.999853	47	72
1/18/2022	0.0893%	0.000002447	$8,924,316,260.46	0.999863	46	71
1/19/2022	0.0881%	0.000002414	$8,962,892,672.77	0.999863	45	70
1/20/2022	0.0892%	0.000002445	$9,006,842,932.97	0.999872	45	70
1/21/2022	0.0871%	0.000002386	$9,088,043,177.08	0.999869	43	68
1/22/2022	0.0871%	0.000002386	$9,088,043,177.08	0.999869	43	68
1/23/2022	0.0871%	0.000002386	$9,088,043,177.08	0.999869	43	68
1/24/2022	0.0897%	0.000002457	$9,040,206,922.04	0.999882	43	67
1/25/2022	0.0877%	0.000002404	$9,082,677,897.52	0.999883	42	66
1/26/2022	0.0862%	0.000002363	$9,222,076,307.57	0.999883	41	64
1/27/2022	0.0846%	0.000002319	$9,270,284,113.12	0.999855	40	64
1/28/2022	0.0852%	0.000002335	$9,244,361,513.32	0.999825	38	62
1/29/2022	0.0852%	0.000002335	$9,244,361,513.32	0.999825	38	62
1/30/2022	0.0852%	0.000002335	$9,244,361,513.32	0.999825	38	62
1/31/2022	0.0858%	0.000002351	$9,231,299,475.54	0.999832	38	61
Average	**0.0875%**	**0.000002398**	**$8,896,535,948.70**		**46**	**69**

Cadence Bank
Money Market Accounts
January 31, 2022

FUND	DESCRIPTION	BEGINNING BALANCE	DEPOSITS	WITH-DRAWALS	INTEREST	ENDING BALANCE
100	General Operating	18,676,853.15	189,725,320.94	150,973,816.79	2,888.26	57,431,245.56
150	Juvenile Operations	1,480,105.03	502,015.62	1,208,634.13	75.68	773,562.20
155	Road & Bridge	2,625,960.37	9,537,946.66	8,692,389.04	217.18	3,471,735.17
160	Drainage District	3,312,253.82	8,981,131.85	6,548,363.92	242.54	5,745,264.29
165	Lateral Road	1,324,303.06	-		78.73	1,324,381.79
170	Statue Restoration	4,620.68	-	-	0.27	4,620.95
175	City Water Assistance	2,391.14	221.00	-	0.15	2,612.29
185	Entex Contributions	4.71	-	-	-	4.71
190	H L & P Assistance	16,869.16	-	2,917.89	0.86	13,952.13
195	County Law Library	1,301,819.31	29,994.39	36,268.46	77.04	1,295,622.28
200	Law Enforcement Academy	619,167.72	1,000.00	6,302.92	36.66	613,901.46
205	Surface Water Supply Corp.	8,351.04	-	-	0.50	8,351.54
206	Industrial Development Corp	15,931.26	-	-	0.95	15,932.21
207	FBC Historical Commission	9,644.96	-	1,890.00	0.56	7,755.52
215	Library Donations	100,599.14	2,483.85	68.71	6.02	103,020.30
225	FBC Asset Forfei.Task-State	500,968.85	-	7,950.66	29.69	493,047.88
235	Probate Court Training	157,246.60	970.17	-	9.38	158,226.15
245	Alert Program-Juvenile	55,823.15	-	-	3.32	55,826.47
255	D A Asset Forfeiture-Fed.	55.54	-	-	-	55.54
265	Gus George Memorial	4,696.96		-	0.28	4,697.24
275	D A Special Fund Run	8,164.24	-	-	0.49	8,164.73
280	Co.Atty.Supplemental Salary	264,631.78	-	7,868.84	15.52	256,778.46
290	VIT Interest (Tax Coll)	94,138.62	600.35	-	5.62	94,744.59
300	FBC Elections	372,979.28	198,216.54	-	26.36	571,222.18
305	FBC Asset Forfie.Task-Fed.	31,853.95	-	858.74	1.89	30,997.10
310	Sheriff Ofc/Forfei.Assets-St.	857,936.00	23,102.73	80,552.96	49.11	800,534.88
315	Sheriff Ofc/Forfei.Assets-Fed.	76,530.05	-	16,000.00	4.15	60,534.20
320	Constable Pct. 2 F/A	24.08	-	-	-	24.08
322	Constable Pct 3 F/A	7,952.28	-	-	0.47	7,952.75
324	Constable Pct 1 F/A	0.76	-	-	-	0.76
332	Fire Marshal St. Ass't. Forfeiture	704.34	-	-	0.04	704.38
335	DA Asset Forfeit.-State	750,114.27	-	3,445.06	44.53	746,713.74
360	Law Enforcement Training	189,314.01	-	396.00	11.25	188,929.26
390	Child Protective Service IV-E	85,191.79	-	4,260.14	4.98	- 80,936.63

Cadence Bank
Money Market Accounts
January 31, 2022

402	Hope 3 Program Sales	61.06	-	-	-	61.06
410	Child Support IVD Reimb.	157,857.54	1,690.40	-	9.42	159,557.36
415	Local Law Enf.Block Grant	57,145.36	-	198.02	3.40	56,950.74
440	Supervision	4,430,546.29	221,760.40	441,124.56	260.31	4,211,442.44
470	FBC Assist District #16	30,214.39	10,477.55	-	2.16	40,694.10
471	FBC Assist District #17	1,016.79	117.36	-	0.06	1,134.21
472	FBC Assist District #18	20,888.71	2,550.51	-	1.33	23,440.55
473	FBC Assist District #19	36,520.37	7,543.03	-	2.43	44,065.83
474	FBC Assist District #20	253,440.12	17,767.03	-	15.68	271,222.83
475	FBC Assist District #21	2,339.24	434.19	-	0.15	2,773.58
476	FBC Assist District #22	520,695.06	44,618.02	-	32.50	565,345.58
600/605	Debt Service Account	8,007,454.93	41,865,600.15	42,231,905.38	646.78	7,641,796.48
610	Drainage Debt Service	1,485,037.38	1,178,252.08	1,000.00	128.84	2,662,418.30
750	Mission Bend/Four Corners	380,841.57	-	109.02	22.64	380,755.19
756	2018 Facilities Bond Projects	2,378,718.19	1,559.25	635,391.22	134.78	1,745,021.00
762	2020 Mobility Projects	2,874,611.72	-	-	170.90	2,874,782.62
764	2020 Drainage Flood Projects	4,048,255.35	-	109,656.92	237.38	3,938,835.81
766	2020 Mobility - Tx Heritage Pkwy	2,184,208.02	2,000,000.00	2,185,970.61	89.41	1,998,326.82
768	2020A Tax Notes	4,759,500.71	-	-	282.96	4,759,783.67
771	2021 Tax Note Account	140,910.38	-	-	8.38	140,918.76
802	Sr. Lien Toll Rd Rev Bonds 2016	2,769,500.84	-	11,911.78	164.20	2,757,753.26
803	2021 FBCTRA Bond Projects	2,625,708.01	1,749,030.10	1,757,555.34	155.78	2,617,338.55
807	2021 Grand Pkwy Toll Rd Projects	1,118,083.02	-	15,682.90	65.87	1,102,465.99
810	Toll Road Operations	4,664,382.73	4,125,619.23	3,398,604.45	210.93	5,391,608.44
815	Grand Pkwy Toll Road Ops	3,993,122.56	2,579,407.98	385,027.86	273.85	6,187,776.53
990	County's Cares Act	1,948,544.08	5,130,488.67	6,172,615.99	180.03	906,596.79
TREA	Treasurer's Account	14,913,394.90	219,543,492.88	234,456,782.18	70.09	175.69
INVE	FBC Investment Account	-	161,948,636.42	161,948,636.42	0.22	0.22
850M	Boon-Chapman Medical	1,134,865.62	4,536,351.39	2,917,420.83	104.51	2,753,900.69
850D	Boon-Chapman Dental	1,075,055.18	2,810.26	298,617.36	56.25	779,304.33
882	Boon-Chapman 125	355,952.11	71,829.97	99,021.45	19.31	328,779.94
884	Fee Officer's Account	3,340,360.81	1,603,228.38	2,477,398.74	-	2,466,190.45
912	JP Credit Card Processing	30,153.07	177,664.37	158,309.97	3.10	49,510.57
908	EMS Credit Card Processing	22,063.06	27,198.08	24,274.23	1.95	24,988.86
DACC	D A Credit Card Processing	24,620.55	47,155.04	34,790.64	1.23	36,986.18

Cadence Bank
Money Market Accounts
January 31, 2022

PTCC	Public Transportation Credit Cards	2,062.98	8,759.34	8,396.14	0.10	2,426.28
CSCC	CSCD Credit Card	222,123.58	237,601.92	232,352.68	10.35	227,383.17
LBCC	Library Credit Card	1,381.47	6,185.34	6,026.95	0.07	1,539.93
JUCC	Juvenile Credit Card	2,309.53	2,664.44	4,313.05	0.06	660.98
SOCC	Sheriff Credit Card	38,606.39	28,774.37	42,195.76	1.72	25,186.72
TRCC	Toll Road Permit Credit Card	932.76	433.27	1,191.03	0.03	175.03
130	Assistant Dist Number 1	1,798,266.20	523,070.54	1,068,080.06	98.42	1,253,355.10
131	Assistant Dist Number 2	2,430,713.59	233,941.03	1,007,901.65	127.38	1,656,880.35
133	Assistant Dist Number 4	1,149,443.49	39,377.42	-	69.70	1,188,890.61
134	Assistant Dist Number 5	433,811.17	7,315.91	-	26.04	441,153.12
135	Assistant Dist Number 6	1,503,750.83	126,196.85	536,568.88	71.19	1,093,449.99
136	Assistant Dist Number 7	1,619,170.00	152,139.56	38,449.05	100.19	1,732,960.70
137	Assistant Dist Number 8	109,429.32	4,897.30	-	6.67	114,333.29
138	Assistant Dist Number 9	2,474,852.04	100,278.02	38,449.06	149.27	2,536,830.27
139	Assistant Dist Number 10	709,163.04	60,957.29	38,449.06	42.94	731,714.21
140	Assistant Dist Number 11	2,325,831.20	157,440.69	32,847.75	142.58	2,450,566.72
145	Emergency Svc Dist 100	3,734,632.19	259.00	2,000,000.00	172.18	1,735,063.37
CCCA	Non Fee Officer CC Clearing Acct	113,616.35	54,398.80	41,303.54	6.41	126,718.02
JPMT	Juror Payments	8,954.76	11,446.00	17,812.76	0.43	2,588.43
EPEC	Engineering Permitting E-Check	3,910.24	3,060.00	3,970.24	0.20	3,000.20
JP41	JP 4 E-Filing	0.07	12,444.25	12,011.07	0.06	433.31
JP12	JP 1-2 E-Filing	944.11	3,180.00	3,493.11	0.05	631.05
JP21	JP 2-1 E-Filing	3,389.23	16,941.50	11,381.23	0.23	8,949.73
JP11	JP 1-1 E-Filing	5,516.55	11,449.00	15,180.55	0.14	1,785.14
JP31	JP 3 E-Filing	1,430.41	19,933.25	18,164.41	0.16	3,199.41
	EMS Patient Acct Svcs ACH	35,126.21	532,169.14	567,295.35	0.14	0.14
	Change Fund Clearing Acct	-	1,080.00	1,640.00	-	(560.00)
DCJS	DC Jury Summons Postage	20,000.00	-	-	-	20,000.00
	Total	121,492,638.53	658,254,681.07	633,101,463.51	8,216.02	146,654,072.11

Investment Report
Ft. Bend County
02/01/22 - 02/28/22

This report summarizes the investment position of Ft. Bend County for the period 02/01/22 to 02/28/22.

	01/31/22	02/28/22
Book Value	738,368,877.69	748,933,655.78
Market Value	738,368,877.69	748,933,655.78
Par Value	738,368,877.69	748,933,655.78
Change in Market Value		0.03
Weighted Average Maturity (in Days)	0	0
Weighted Average Yield-to-Maturity of Portfolio	0.0892%	0.1088%
Yield-to-Maturity of 90 Day T-Bill	0.1880%	0.3130%
Accrued Interest		0.00

This report is presented in accordance with the Texas Government Code Title 10 Section 2256.023. The below signed hereby certify that, to the best of their knowledge on the date this report was created, Ft. Bend County is in compliance with the provisions of Government Code 2256 and with the stated policies and strategies of Ft. Bend County.

Pamela Gubbels — 6-6-22

Director of Finance & Investments — Date

6-7-22

County Treasurer — Date

Investment Report
Ft. Bend County
02/01/22 - 02/28/22

Portfolio Composition - 01/31/22

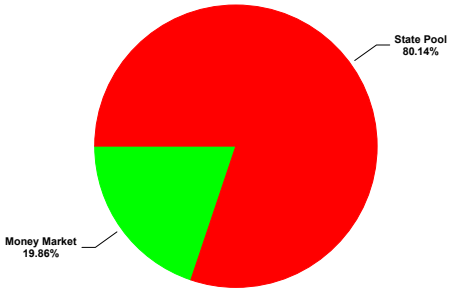

Portfolio Composition - 02/28/22

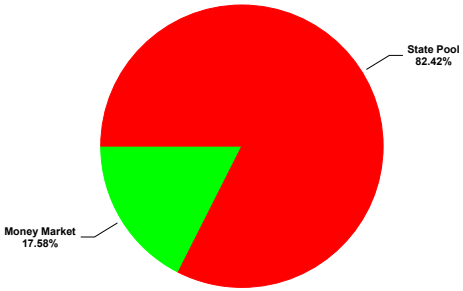

Maturity Aging - 01/31/22 vs 02/28/22

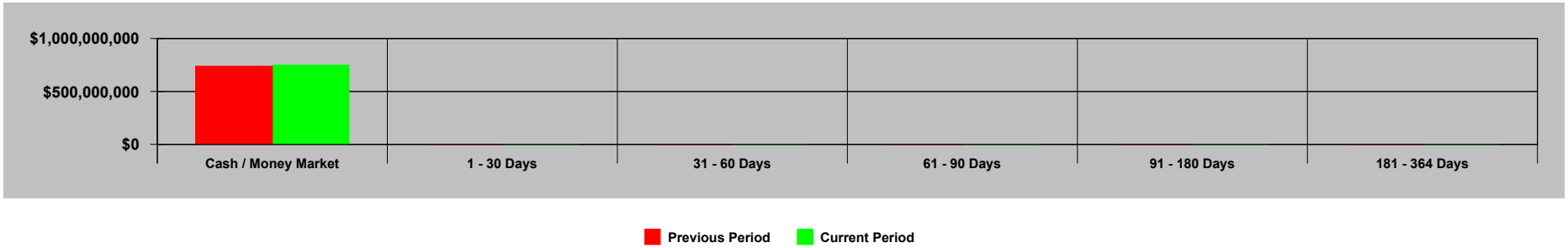

Portfolio Performance - 02/01/22 to 02/28/22

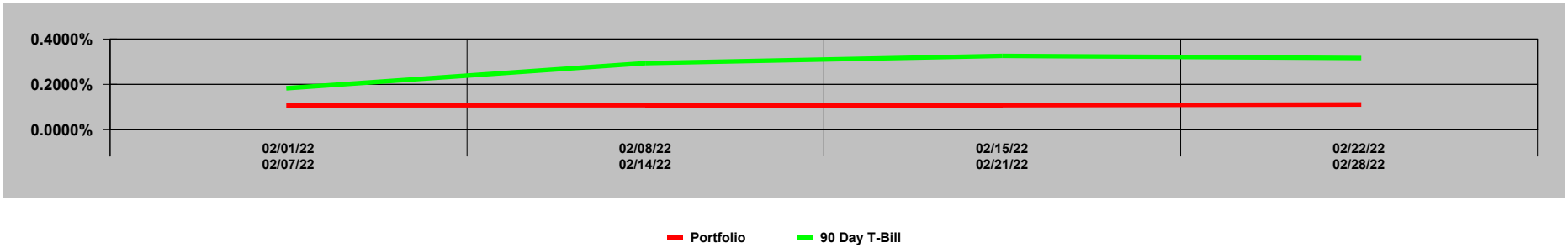

3

GASB 31 Compliance
Ft. Bend County
Effective Interest - Actual Life
Receipts in Period
02/01/22 - 02/28/22

CUSIP	Invest Number	Security Description	Purchase Date	Sale Date	Valuation Method	Yield Earned	Price Source 02/01/22	Beginning Unit Price	Par Value On 02/01/22	Reported Value 02/01/22	Purchase Cost	Sales Proceeds	Ending Unit Price	Par Value On 02/28/22	Price Source 02/28/22	Reported Value 02/28/22	Change in Fair Value	Interest	Net Investment Income
MB02-MBIA General	AR-0015	State Pool	11/01/08	Open	Fair Value	0.1245	Manual	1.000000	24,061,034.40	24,061,034.40	0.00	-35,004,923.47	1.000000	59,065,957.87	Manual	59,065,957.87	0.00	4,923.47	4,923.47
MB03-MBIA Road & Bridge	AR-0016	State Pool	11/01/08	Open	Fair Value	0.1244	Manual	1.000000	1,577,981.27	1,577,981.27	0.00	-2,000,300.49	1.000000	3,578,281.76	Manual	3,578,281.76	0.00	300.49	300.49
MB04-MBIA Drainage	AR-0017	State Pool	11/01/08	Open	Fair Value	0.1233	Manual	1.000000	9,294,945.77	9,294,945.77	0.00	-2,001,027.97	1.000000	11,295,973.74	Manual	11,295,973.74	0.00	1,027.97	1,027.97
MB06-MBIA Toll Rd. Operations	AR-0019	State Pool	11/01/08	Open	Fair Value	0.1229	Manual	1.000000	74,013,094.61	74,013,094.61	0.00	-6,977.37	1.000000	74,020,071.98	Manual	74,020,071.98	0.00	6,977.37	6,977.37
TT00-TX TERM General	AR-0022	State Pool	11/01/08	Open	Fair Value	0.0243	Manual	1.000000	1,071.92	1,071.92	0.00	0.00	1.000000	1,071.93	Manual	1,071.93	0.01	0.01	0.02
TT02-TX TERM Toll Rd. Operation	AR-0024	State Pool	11/01/08	Open	Fair Value	0.0243	Manual	1.000000	1,070.70	1,070.70	0.00	0.00	1.000000	1,070.71	Manual	1,070.71	0.01	0.01	0.02
TT04-TX TERM Road & Bridge	AR-0026	State Pool	11/01/08	Open	Fair Value	0.0244	Manual	1.000000	1,068.75	1,068.75	0.00	0.00	1.000000	1,068.76	Manual	1,068.76	0.01	0.01	0.02
TT05-TX TERM Drainage	AR-0027	State Pool	11/01/08	Open	Fair Value	0.0000	Manual	1.000000	354.55	354.55	0.00	0.00	1.000000	354.55	Manual	354.55	0.00	0.00	0.00
LOG1-Logic- General	AR-0028	State Pool	11/10/08	Open	Fair Value	0.1083	Manual	1.000000	100,747,165.95	100,747,165.95	0.00	-25,010,300.93	1.000000	125,757,466.88	Manual	125,757,466.88	0.00	10,300.93	10,300.93
LOG2-Logic-Toll Rd.Operations	AR-0029	State Pool	11/10/08	Open	Fair Value	0.1081	Manual	1.000000	38,135,636.92	38,135,636.92	0.00	-2,003,316.70	1.000000	40,138,953.62	Manual	40,138,953.62	0.00	3,316.70	3,316.70
LOG5-Logic-Drainage	AR-0032	State Pool	11/10/08	Open	Fair Value	0.1085	Manual	1.000000	5,522,679.66	5,522,679.66	0.00	-2,500,652.85	1.000000	8,023,332.51	Manual	8,023,332.51	0.00	652.85	652.85
LOG8-Logic-Road & Bridge	AR-0035	State Pool	11/10/08	Open	Fair Value	0.1082	Manual	1.000000	9,524,608.42	9,524,608.42	0.00	-1,000,867.43	1.000000	10,525,475.85	Manual	10,525,475.85	0.00	867.43	867.43
MB12-MBIA ESD 100 AGREEMENT	AR-0041	State Pool	08/31/16	Open	Fair Value	0.1229	Manual	1.000000	5,991,792.26	5,991,792.26	0.00	-564.85	1.000000	5,992,357.11	Manual	5,992,357.11	0.00	564.85	564.85
MB13-MBIA ASSISTANCE DIST #1	AR-0042	State Pool	08/31/16	Open	Fair Value	0.1229	Manual	1.000000	7,001,382.95	7,001,382.95	0.00	-660.03	1.000000	7,002,042.98	Manual	7,002,042.98	0.00	660.03	660.03
MB14-MBIA GR PARKWAY OPERATIONS	AR-0043	State Pool	08/31/16	Open	Fair Value	0.1230	Manual	1.000000	42,923,195.17	42,923,195.17	0.00	-4,004,399.89	1.000000	46,927,595.06	Manual	46,927,595.06	0.00	4,399.89	4,399.89
MB17 - SR LIEN BOND 2016	AR-0046	State Pool	12/09/16	Open	Fair Value	0.1229	Manual	1.000000	6,021,565.99	6,021,565.99	0.00	-567.66	1.000000	6,022,133.65	Manual	6,022,133.65	0.00	567.66	567.66
LO10-LOGIC-COUNTY'S CARE ACT	AR-0047	State Pool	05/12/20	Open	Fair Value	0.1058	Manual	1.000000	15,004,435.44	15,004,435.44	0.00	8,998,999.20	1.000000	6,005,436.24	Manual	6,005,436.24	0.00	1,000.80	1,000.80
MB18-MBIA COUNTY'S CARES ACT	AR-0048	State Pool	05/12/20	Open	Fair Value	0.1225	Manual	1.000000	50,021,657.30	50,021,657.30	0.00	6,995,818.00	1.000000	43,025,839.30	Manual	43,025,839.30	0.00	4,182.00	4,182.00
MB19-MBIA FBC ASSIST. DIST. #2	AR-0049	State Pool	05/13/20	Open	Fair Value	0.1229	Manual	1.000000	5,507,933.23	5,507,933.23	0.00	-519.23	1.000000	5,508,452.46	Manual	5,508,452.46	0.00	519.23	519.23
MB20- MBIA FBC ASSIST. DIST. #4	AR-0050	State Pool	05/13/20	Open	Fair Value	0.1229	Manual	1.000000	1,253,648.21	1,253,648.21	0.00	-118.21	1.000000	1,253,766.42	Manual	1,253,766.42	0.00	118.21	118.21
MB21-MBIA FBC ASSIST. DIST. #6	AR-0051	State Pool	05/13/20	Open	Fair Value	0.1229	Manual	1.000000	2,005,837.03	2,005,837.03	0.00	-189.11	1.000000	2,006,026.14	Manual	2,006,026.14	0.00	189.11	189.11
MB23-MBIA JUVENILE	AR-0053	State Pool	05/13/20	Open	Fair Value	0.1227	Manual	1.000000	15,002,697.48	15,002,697.48	0.00	1,998,756.32	1.000000	13,003,941.16	Manual	13,003,941.16	0.00	1,243.68	1,243.68
MB24-MBIA DEBT SERVICE	AR-0054	State Pool	05/13/20	Open	Fair Value	0.1229	Manual	1.000000	47,514,105.41	47,514,105.41	0.00	26,994,483.13	1.000000	20,519,622.28	Manual	20,519,622.28	0.00	5,516.87	5,516.87
MB25-MBIA DRAINAGE DEBT SERVICE	AR-0055	State Pool	05/13/20	Open	Fair Value	0.1232	Manual	1.000000	2,503,422.22	2,503,422.22	0.00	-1,000,324.35	1.000000	3,503,746.57	Manual	3,503,746.57	0.00	324.35	324.35
MB26-FACILITIES BOND 2018	AR-0056	State Pool	05/13/20	Open	Fair Value	0.1229	Manual	1.000000	8,038,452.67	8,038,452.67	0.00	-757.80	1.000000	8,039,210.47	Manual	8,039,210.47	0.00	757.80	757.80
MB27-MBIA TX HERITAGE PARKWAY	AR-0057	State Pool	05/13/20	Open	Fair Value	0.1229	Manual	1.000000	3,009,735.06	3,009,735.06	0.00	-283.74	1.000000	3,010,018.80	Manual	3,010,018.80	0.00	283.74	283.74
Cadence-Money Market Accts	AR-0058	Money Market	01/31/21	Open	Fair Value	0.0628	Manual	1.000000	146,654,072.11	146,654,072.11	0.00	14,994,585.27	1.000000	131,659,486.84	Manual	131,659,486.84	0.00	7,043.75	7,043.75
MB28-MBIA GRAND PARKWAY 2021	AR-0059	State Pool	08/02/21	Open	Fair Value	0.1229	Manual	1.000000	32,009,302.64	32,009,302.64	0.00	1,997,164.98	1.000000	30,012,137.66	Manual	30,012,137.66	0.00	2,835.02	2,835.02
MB29-MBIA SR LIEN TOLL RD 2021	AR-0060	State Pool	08/02/21	Open	Fair Value	0.1229	Manual	1.000000	71,021,157.34	71,021,157.34	0.00	1,993,487.28	1.000000	69,027,670.06	Manual	69,027,670.06	0.00	6,512.72	6,512.72
MB30-MBIA FLOOD PRO DRAINAGE 20	AR-0061	State Pool	08/02/21	Open	Fair Value	0.1229	Manual	1.000000	14,003,772.26	14,003,772.26	0.00	-1,320.16	1.000000	14,005,092.42	Manual	14,005,092.42	0.00	1,320.16	1,320.16
Investment Total						**0.1084**		**1.000000**	**738,368,877.69**	**738,368,877.69**	**0.00**	**-10,564,778.06**	**1.000000**	**748,933,655.78**		**748,933,655.78**	**0.03**	**66,407.11**	**66,407.14**

Portfolio Position
Ft. Bend County
Effective Interest - Actual Life
Receipts in Period
02/01/22 - 02/28/22

CUSIP	Invest Number	Security Description	Purchase Date	Call Date	Par Value On 02/01/22	Par Value On 02/28/22	Market Val On 02/01/22	Market Val On 02/28/22	Purchase Cost	Sales Proceeds	Original Princ/Cost	Amor Value On 02/01/22	Amor Value On 02/28/22
130 - Assistance Dist #1													
State Pool													
MB13-MBIA ASSISTANCE DIST #1	AR-0042	State Pool	08/31/16	Open	7,001,382.95	7,002,042.98	7,001,382.95	7,002,042.98	0.00	0.00	10,000,000.00	7,001,382.95	7,002,042.98
State Pool Total					**7,001,382.95**	**7,002,042.98**	**7,001,382.95**	**7,002,042.98**	**0.00**	**0.00**	**10,000,000.00**	**7,001,382.95**	**7,002,042.98**
130 - Assistance Dist #1 Total					**7,001,382.95**	**7,002,042.98**	**7,001,382.95**	**7,002,042.98**	**0.00**	**0.00**	**10,000,000.00**	**7,001,382.95**	**7,002,042.98**
145 - ESD 100 Agreement													
State Pool													
MB12-MBIA ESD 100 AGREEMENT	AR-0041	State Pool	08/31/16	Open	5,991,792.26	5,992,357.11	5,991,792.26	5,992,357.11	0.00	0.00	3,900,000.00	5,991,792.26	5,992,357.11
State Pool Total					**5,991,792.26**	**5,992,357.11**	**5,991,792.26**	**5,992,357.11**	**0.00**	**0.00**	**3,900,000.00**	**5,991,792.26**	**5,992,357.11**
145 - ESD 100 Agreement Total					**5,991,792.26**	**5,992,357.11**	**5,991,792.26**	**5,992,357.11**	**0.00**	**0.00**	**3,900,000.00**	**5,991,792.26**	**5,992,357.11**
810 - FBC Toll Road Operations													
State Pool													
TT02-TX TERM Toll Rd. Operation	AR-0024	State Pool	11/01/08	Open	0.00	0.00	0.00	0.00	0.00	0.00	0.00	0.00	0.00
State Pool Total					**0.00**	**0.00**	**0.00**	**0.00**	**0.00**	**0.00**	**0.00**	**0.00**	**0.00**
810 - FBC Toll Road Operations Total					**0.00**	**0.00**	**0.00**	**0.00**	**0.00**	**0.00**	**0.00**	**0.00**	**0.00**
815 - Grand Parkway Operations													
State Pool													
MB14-MBIA GR PARKWAY OPERATIONS	AR-0043	State Pool	08/31/16	Open	42,923,195.17	46,927,595.06	42,923,195.17	46,927,595.06	0.00	0.00	8,500,000.00	42,923,195.17	46,927,595.06
State Pool Total					**42,923,195.17**	**46,927,595.06**	**42,923,195.17**	**46,927,595.06**	**0.00**	**0.00**	**8,500,000.00**	**42,923,195.17**	**46,927,595.06**
815 - Grand Parkway Operations Total					**42,923,195.17**	**46,927,595.06**	**42,923,195.17**	**46,927,595.06**	**0.00**	**0.00**	**8,500,000.00**	**42,923,195.17**	**46,927,595.06**
LO10 - LOGIC COUNTYS CARES ACT													
State Pool													
LO10-LOGIC-COUNTY'S CARE ACT	AR-0047	State Pool	05/12/20	Open	15,004,435.44	6,005,436.24	15,004,435.44	6,005,436.24	0.00	0.00	67,000,000.00	15,004,435.44	6,005,436.24
State Pool Total					**15,004,435.44**	**6,005,436.24**	**15,004,435.44**	**6,005,436.24**	**0.00**	**0.00**	**67,000,000.00**	**15,004,435.44**	**6,005,436.24**
LO10 - LOGIC COUNTYS CARES ACT Total					**15,004,435.44**	**6,005,436.24**	**15,004,435.44**	**6,005,436.24**	**0.00**	**0.00**	**67,000,000.00**	**15,004,435.44**	**6,005,436.24**
LOG5 - LOGIC DRAINAGE													
State Pool													
LOG5-Logic-Drainage	AR-0032	State Pool	11/10/08	Open	5,522,679.66	8,023,332.51	5,522,679.66	8,023,332.51	0.00	0.00	500,000.00	5,522,679.66	8,023,332.51
State Pool Total					**5,522,679.66**	**8,023,332.51**	**5,522,679.66**	**8,023,332.51**	**0.00**	**0.00**	**500,000.00**	**5,522,679.66**	**8,023,332.51**
LOG5 - LOGIC DRAINAGE Total					**5,522,679.66**	**8,023,332.51**	**5,522,679.66**	**8,023,332.51**	**0.00**	**0.00**	**500,000.00**	**5,522,679.66**	**8,023,332.51**
LOG1 - LOGIC GENERAL													
State Pool													
LOG1-Logic- General	AR-0028	State Pool	11/10/08	Open	100,747,165.95	125,757,466.88	100,747,165.95	125,757,466.88	0.00	0.00	10,000,000.00	100,747,165.95	125,757,466.88
State Pool Total					**100,747,165.95**	**125,757,466.88**	**100,747,165.95**	**125,757,466.88**	**0.00**	**0.00**	**10,000,000.00**	**100,747,165.95**	**125,757,466.88**
LOG1 - LOGIC GENERAL Total					**100,747,165.95**	**125,757,466.88**	**100,747,165.95**	**125,757,466.88**	**0.00**	**0.00**	**10,000,000.00**	**100,747,165.95**	**125,757,466.88**
LOG8 - LOGIC ROAD & BRIDGE													
State Pool													
LOG8-Logic-Road & Bridge	AR-0035	State Pool	11/10/08	Open	9,524,608.42	10,525,475.85	9,524,608.42	10,525,475.85	0.00	0.00	1,000,000.00	9,524,608.42	10,525,475.85
State Pool Total					**9,524,608.42**	**10,525,475.85**	**9,524,608.42**	**10,525,475.85**	**0.00**	**0.00**	**1,000,000.00**	**9,524,608.42**	**10,525,475.85**
LOG8 - LOGIC ROAD & BRIDGE Total					**9,524,608.42**	**10,525,475.85**	**9,524,608.42**	**10,525,475.85**	**0.00**	**0.00**	**1,000,000.00**	**9,524,608.42**	**10,525,475.85**
LOG2 - LOGIC TOLL OPERATIONS													
State Pool													
LOG2-Logic-Toll Rd.Operations	AR-0029	State Pool	11/10/08	Open	38,135,636.92	40,138,953.62	38,135,636.92	40,138,953.62	0.00	0.00	2,000,000.00	38,135,636.92	40,138,953.62
State Pool Total					**38,135,636.92**	**40,138,953.62**	**38,135,636.92**	**40,138,953.62**	**0.00**	**0.00**	**2,000,000.00**	**38,135,636.92**	**40,138,953.62**
LOG2 - LOGIC TOLL OPERATIONS Total					**38,135,636.92**	**40,138,953.62**	**38,135,636.92**	**40,138,953.62**	**0.00**	**0.00**	**2,000,000.00**	**38,135,636.92**	**40,138,953.62**
MB21 - MBIA ASSIST DIST #6													
State Pool													
MB21-MBIA FBC ASSIST. DIST. #6	AR-0051	State Pool	05/13/20	Open	2,005,837.03	2,006,026.14	2,005,837.03	2,006,026.14	0.00	0.00	2,000,000.00	2,005,837.03	2,006,026.14
State Pool Total					**2,005,837.03**	**2,006,026.14**	**2,005,837.03**	**2,006,026.14**	**0.00**	**0.00**	**2,000,000.00**	**2,005,837.03**	**2,006,026.14**

Portfolio Position
Ft. Bend County
Effective Interest - Actual Life
Receipts in Period
02/01/22 - 02/28/22

CUSIP	Invest Number	Security Description	Purchase Date	Call Date	Par Value On 02/01/22	Par Value On 02/28/22	Market Val On 02/01/22	Market Val On 02/28/22	Purchase Cost	Sales Proceeds	Original Princ/Cost	Amor Value On 02/01/22	Amor Value On 02/28/22
MB21 - MBIA ASSIST DIST #6 Total					**2,005,837.03**	**2,006,026.14**	**2,005,837.03**	**2,006,026.14**	**0.00**	**0.00**	**2,000,000.00**	**2,005,837.03**	**2,006,026.14**
MB18 - MBIA COUNTYS CARES ACT													
State Pool													
MB18-MBIA COUNTY'S CARES ACT	AR-0048	State Pool	05/12/20	Open	50,021,657.30	43,025,839.30	50,021,657.30	43,025,839.30	0.00	0.00	67,000,000.00	50,021,657.30	43,025,839.30
State Pool Total					**50,021,657.30**	**43,025,839.30**	**50,021,657.30**	**43,025,839.30**	**0.00**	**0.00**	**67,000,000.00**	**50,021,657.30**	**43,025,839.30**
MB18 - MBIA COUNTYS CARES ACT Total					**50,021,657.30**	**43,025,839.30**	**50,021,657.30**	**43,025,839.30**	**0.00**	**0.00**	**67,000,000.00**	**50,021,657.30**	**43,025,839.30**
MB24 - MBIA DEBT SERVICE													
State Pool													
MB24-MBIA DEBT SERVICE	AR-0054	State Pool	05/13/20	Open	47,514,105.41	20,519,622.28	47,514,105.41	20,519,622.28	0.00	0.00	21,000,000.00	47,514,105.41	20,519,622.28
State Pool Total					**47,514,105.41**	**20,519,622.28**	**47,514,105.41**	**20,519,622.28**	**0.00**	**0.00**	**21,000,000.00**	**47,514,105.41**	**20,519,622.28**
MB24 - MBIA DEBT SERVICE Total					**47,514,105.41**	**20,519,622.28**	**47,514,105.41**	**20,519,622.28**	**0.00**	**0.00**	**21,000,000.00**	**47,514,105.41**	**20,519,622.28**
MB04 - MBIA DRAINAGE													
State Pool													
MB04-MBIA Drainage	AR-0017	State Pool	11/01/08	Open	9,294,945.77	11,295,973.74	9,294,945.77	11,295,973.74	0.00	0.00	1,267,218.21	9,294,945.77	11,295,973.74
State Pool Total					**9,294,945.77**	**11,295,973.74**	**9,294,945.77**	**11,295,973.74**	**0.00**	**0.00**	**1,267,218.21**	**9,294,945.77**	**11,295,973.74**
MB04 - MBIA DRAINAGE Total					**9,294,945.77**	**11,295,973.74**	**9,294,945.77**	**11,295,973.74**	**0.00**	**0.00**	**1,267,218.21**	**9,294,945.77**	**11,295,973.74**
MB25 - MBIA DRAINAGE DEBT SERVICE													
State Pool													
MB25-MBIA DRAINAGE DEBT SERVICE	AR-0055	State Pool	05/13/20	Open	2,503,422.22	3,503,746.57	2,503,422.22	3,503,746.57	0.00	0.00	1,000,000.00	2,503,422.22	3,503,746.57
State Pool Total					**2,503,422.22**	**3,503,746.57**	**2,503,422.22**	**3,503,746.57**	**0.00**	**0.00**	**1,000,000.00**	**2,503,422.22**	**3,503,746.57**
MB25 - MBIA DRAINAGE DEBT SERVICE Total					**2,503,422.22**	**3,503,746.57**	**2,503,422.22**	**3,503,746.57**	**0.00**	**0.00**	**1,000,000.00**	**2,503,422.22**	**3,503,746.57**
MB26 - MBIA FACILITIES BOND 2018													
State Pool													
MB26-FACILITIES BOND 2018	AR-0056	State Pool	05/13/20	Open	8,038,452.67	8,039,210.47	8,038,452.67	8,039,210.47	0.00	0.00	14,000,000.00	8,038,452.67	8,039,210.47
State Pool Total					**8,038,452.67**	**8,039,210.47**	**8,038,452.67**	**8,039,210.47**	**0.00**	**0.00**	**14,000,000.00**	**8,038,452.67**	**8,039,210.47**
MB26 - MBIA FACILITIES BOND 2018 Total					**8,038,452.67**	**8,039,210.47**	**8,038,452.67**	**8,039,210.47**	**0.00**	**0.00**	**14,000,000.00**	**8,038,452.67**	**8,039,210.47**
MB19 - MBIA FBC ASSIST DIST #2													
State Pool													
MB19-MBIA FBC ASSIST. DIST. #2	AR-0049	State Pool	05/13/20	Open	5,507,933.23	5,508,452.46	5,507,933.23	5,508,452.46	0.00	0.00	2,500,000.00	5,507,933.23	5,508,452.46
State Pool Total					**5,507,933.23**	**5,508,452.46**	**5,507,933.23**	**5,508,452.46**	**0.00**	**0.00**	**2,500,000.00**	**5,507,933.23**	**5,508,452.46**
MB19 - MBIA FBC ASSIST DIST #2 Total					**5,507,933.23**	**5,508,452.46**	**5,507,933.23**	**5,508,452.46**	**0.00**	**0.00**	**2,500,000.00**	**5,507,933.23**	**5,508,452.46**
MB20 - MBIA FBC ASSIST DIST #4													
State Pool													
MB20- MBIA FBC ASSIST. DIST. #4	AR-0050	State Pool	05/13/20	Open	1,253,648.21	1,253,766.42	1,253,648.21	1,253,766.42	0.00	0.00	1,250,000.00	1,253,648.21	1,253,766.42
State Pool Total					**1,253,648.21**	**1,253,766.42**	**1,253,648.21**	**1,253,766.42**	**0.00**	**0.00**	**1,250,000.00**	**1,253,648.21**	**1,253,766.42**
MB20 - MBIA FBC ASSIST DIST #4 Total					**1,253,648.21**	**1,253,766.42**	**1,253,648.21**	**1,253,766.42**	**0.00**	**0.00**	**1,250,000.00**	**1,253,648.21**	**1,253,766.42**
MB30 - MBIA Flood Proj Drainage 20													
State Pool													
MB30-MBIA FLOOD PRO DRAINAGE 20	AR-0061	State Pool	08/02/21	Open	14,003,772.26	14,005,092.42	14,003,772.26	14,005,092.42	0.00	0.00	10,000,000.00	14,003,772.26	14,005,092.42
State Pool Total					**14,003,772.26**	**14,005,092.42**	**14,003,772.26**	**14,005,092.42**	**0.00**	**0.00**	**10,000,000.00**	**14,003,772.26**	**14,005,092.42**
MB30 - MBIA Flood Proj Drainage 20 Total					**14,003,772.26**	**14,005,092.42**	**14,003,772.26**	**14,005,092.42**	**0.00**	**0.00**	**10,000,000.00**	**14,003,772.26**	**14,005,092.42**
MB02 - MBIA GENERAL													
State Pool													
MB02-MBIA General	AR-0015	State Pool	11/01/08	Open	24,061,034.40	59,065,957.87	24,061,034.40	59,065,957.87	0.00	0.00	17,374,917.83	24,061,034.40	59,065,957.87
State Pool Total					**24,061,034.40**	**59,065,957.87**	**24,061,034.40**	**59,065,957.87**	**0.00**	**0.00**	**17,374,917.83**	**24,061,034.40**	**59,065,957.87**
MB02 - MBIA GENERAL Total					**24,061,034.40**	**59,065,957.87**	**24,061,034.40**	**59,065,957.87**	**0.00**	**0.00**	**17,374,917.83**	**24,061,034.40**	**59,065,957.87**
MB23 - MBIA JUVENILE													
State Pool													
MB23-MBIA JUVENILE	AR-0053	State Pool	05/13/20	Open	15,002,697.48	13,003,941.16	15,002,697.48	13,003,941.16	0.00	0.00	8,000,000.00	15,002,697.48	13,003,941.16

Portfolio Position
Ft. Bend County
Effective Interest - Actual Life
Receipts in Period
02/01/22 - 02/28/22

CUSIP	Invest Number	Security Description	Purchase Date	Call Date	Par Value On 02/01/22	Par Value On 02/28/22	Market Val On 02/01/22	Market Val On 02/28/22	Purchase Cost	Sales Proceeds	Original Princ/Cost	Amor Value On 02/01/22	Amor Value On 02/28/22
State Pool Total					**15,002,697.48**	**13,003,941.16**	**15,002,697.48**	**13,003,941.16**	**0.00**	**0.00**	**8,000,000.00**	**15,002,697.48**	**13,003,941.16**
MB23 - MBIA JUVENILE Total					**15,002,697.48**	**13,003,941.16**	**15,002,697.48**	**13,003,941.16**	**0.00**	**0.00**	**8,000,000.00**	**15,002,697.48**	**13,003,941.16**
MB03 - MBIA ROAD & BRIDGE													
State Pool													
MB03-MBIA Road & Bridge	AR-0016	State Pool	11/01/08	Open	1,577,981.27	3,578,281.76	1,577,981.27	3,578,281.76	0.00	0.00	2,856,438.24	1,577,981.27	3,578,281.76
State Pool Total					**1,577,981.27**	**3,578,281.76**	**1,577,981.27**	**3,578,281.76**	**0.00**	**0.00**	**2,856,438.24**	**1,577,981.27**	**3,578,281.76**
MB03 - MBIA ROAD & BRIDGE Total					**1,577,981.27**	**3,578,281.76**	**1,577,981.27**	**3,578,281.76**	**0.00**	**0.00**	**2,856,438.24**	**1,577,981.27**	**3,578,281.76**
MB29 - MBIA Sr Lien 2021													
State Pool													
MB29-MBIA SR LIEN TOLL RD 2021	AR-0060	State Pool	08/02/21	Open	71,021,157.34	69,027,670.06	71,021,157.34	69,027,670.06	0.00	0.00	68,000,000.00	71,021,157.34	69,027,670.06
State Pool Total					**71,021,157.34**	**69,027,670.06**	**71,021,157.34**	**69,027,670.06**	**0.00**	**0.00**	**68,000,000.00**	**71,021,157.34**	**69,027,670.06**
MB29 - MBIA Sr Lien 2021 Total					**71,021,157.34**	**69,027,670.06**	**71,021,157.34**	**69,027,670.06**	**0.00**	**0.00**	**68,000,000.00**	**71,021,157.34**	**69,027,670.06**
MB06 - MBIA TOLL RD OPERATIONS													
State Pool													
MB06-MBIA Toll Rd. Operations	AR-0019	State Pool	11/01/08	Open	74,013,094.61	74,020,071.98	74,013,094.61	74,020,071.98	0.00	0.00	3,143,377.27	74,013,094.61	74,020,071.98
State Pool Total					**74,013,094.61**	**74,020,071.98**	**74,013,094.61**	**74,020,071.98**	**0.00**	**0.00**	**3,143,377.27**	**74,013,094.61**	**74,020,071.98**
MB06 - MBIA TOLL RD OPERATIONS Total					**74,013,094.61**	**74,020,071.98**	**74,013,094.61**	**74,020,071.98**	**0.00**	**0.00**	**3,143,377.27**	**74,013,094.61**	**74,020,071.98**
MB27 - MBIA TX HERITAGE PARKWAY 2020													
State Pool													
MB27-MBIA TX HERITAGE PARKWAY	AR-0057	State Pool	05/13/20	Open	3,009,735.06	3,010,018.80	3,009,735.06	3,010,018.80	0.00	0.00	17,000,000.00	3,009,735.06	3,010,018.80
State Pool Total					**3,009,735.06**	**3,010,018.80**	**3,009,735.06**	**3,010,018.80**	**0.00**	**0.00**	**17,000,000.00**	**3,009,735.06**	**3,010,018.80**
MB27 - MBIA TX HERITAGE PARKWAY 2020 Total					**3,009,735.06**	**3,010,018.80**	**3,009,735.06**	**3,010,018.80**	**0.00**	**0.00**	**17,000,000.00**	**3,009,735.06**	**3,010,018.80**
MB28 - MBIAGrand Parkway 2021													
State Pool													
MB28-MBIA GRAND PARKWAY 2021	AR-0059	State Pool	08/02/21	Open	32,009,302.64	30,012,137.66	32,009,302.64	30,012,137.66	0.00	0.00	25,000,000.00	32,009,302.64	30,012,137.66
State Pool Total					**32,009,302.64**	**30,012,137.66**	**32,009,302.64**	**30,012,137.66**	**0.00**	**0.00**	**25,000,000.00**	**32,009,302.64**	**30,012,137.66**
MB28 - MBIAGrand Parkway 2021 Total					**32,009,302.64**	**30,012,137.66**	**32,009,302.64**	**30,012,137.66**	**0.00**	**0.00**	**25,000,000.00**	**32,009,302.64**	**30,012,137.66**
802 - Sr Lien 2016													
State Pool													
MB17 - SR LIEN BOND 2016	AR-0046	State Pool	12/09/16	Open	6,021,565.99	6,022,133.65	6,021,565.99	6,022,133.65	0.00	0.00	35,000,000.00	6,021,565.99	6,022,133.65
State Pool Total					**6,021,565.99**	**6,022,133.65**	**6,021,565.99**	**6,022,133.65**	**0.00**	**0.00**	**35,000,000.00**	**6,021,565.99**	**6,022,133.65**
802 - Sr Lien 2016 Total					**6,021,565.99**	**6,022,133.65**	**6,021,565.99**	**6,022,133.65**	**0.00**	**0.00**	**35,000,000.00**	**6,021,565.99**	**6,022,133.65**
TT05 - TEXAS TERM DRAINAGE													
State Pool													
TT05-TX TERM Drainage	AR-0027	State Pool	11/01/08	Open	354.55	354.55	354.55	354.55	0.00	0.00	109,774.61	354.55	354.55
State Pool Total					**354.55**	**354.55**	**354.55**	**354.55**	**0.00**	**0.00**	**109,774.61**	**354.55**	**354.55**
TT05 - TEXAS TERM DRAINAGE Total					**354.55**	**354.55**	**354.55**	**354.55**	**0.00**	**0.00**	**109,774.61**	**354.55**	**354.55**
TT00 - TEXAS TERM GENERAL													
State Pool													
TT00-TX TERM General	AR-0022	State Pool	11/01/08	Open	1,071.92	1,071.93	1,071.92	1,071.93	0.00	0.00	10,006,437.87	1,071.92	1,071.93
State Pool Total					**1,071.92**	**1,071.93**	**1,071.92**	**1,071.93**	**0.00**	**0.00**	**10,006,437.87**	**1,071.92**	**1,071.93**
TT00 - TEXAS TERM GENERAL Total					**1,071.92**	**1,071.93**	**1,071.92**	**1,071.93**	**0.00**	**0.00**	**10,006,437.87**	**1,071.92**	**1,071.93**
TT04 - TEXAS TERM ROAD & BRIDGE													
State Pool													
TT04-TX TERM Road & Bridge	AR-0026	State Pool	11/01/08	Open	1,068.75	1,068.76	1,068.75	1,068.76	0.00	0.00	10,463.28	1,068.75	1,068.76
State Pool Total					**1,068.75**	**1,068.76**	**1,068.75**	**1,068.76**	**0.00**	**0.00**	**10,463.28**	**1,068.75**	**1,068.76**
TT04 - TEXAS TERM ROAD & BRIDGE Total					**1,068.75**	**1,068.76**	**1,068.75**	**1,068.76**	**0.00**	**0.00**	**10,463.28**	**1,068.75**	**1,068.76**
TT02 - TEXAS TERM TOLL OPERATIONS													
State Pool													

Portfolio Position
Ft. Bend County
Effective Interest - Actual Life
Receipts in Period
02/01/22 - 02/28/22

CUSIP	Invest Number	Security Description	Purchase Date	Call Date	Par Value On 02/01/22	Par Value On 02/28/22	Market Val On 02/01/22	Market Val On 02/28/22	Purchase Cost	Sales Proceeds	Original Princ/Cost	Amor Value On 02/01/22	Amor Value On 02/28/22
TT02-TX TERM Toll Rd. Operation	AR-0024	State Pool	11/01/08	Open	1,070.70	1,070.71	1,070.70	1,070.71	0.00	0.00	0.00	1,070.70	1,070.71
State Pool Total					**1,070.70**	**1,070.71**	**1,070.70**	**1,070.71**	**0.00**	**0.00**	**0.00**	**1,070.70**	**1,070.71**
TT02 - TEXAS TERM TOLL OPERATIONS Total					**1,070.70**	**1,070.71**	**1,070.70**	**1,070.71**	**0.00**	**0.00**	**0.00**	**1,070.70**	**1,070.71**
09 - Temporary Holding													
Money Market													
Cadence-Money Market Accts	AR-0058	Money Market	01/31/21	Open	146,654,072.11	131,659,486.84	146,654,072.11	131,659,486.84	0.00	0.00	210,194,488.52	146,654,072.11	131,659,486.84
Money Market Total					**146,654,072.11**	**131,659,486.84**	**146,654,072.11**	**131,659,486.84**	**0.00**	**0.00**	**210,194,488.52**	**146,654,072.11**	**131,659,486.84**
09 - Temporary Holding Total					**146,654,072.11**	**131,659,486.84**	**146,654,072.11**	**131,659,486.84**	**0.00**	**0.00**	**210,194,488.52**	**146,654,072.11**	**131,659,486.84**
Combined Port													
Money Market													
Cadence-Money Market Accts	AR-0058	Money Market	01/31/21	Open	146,654,072.11	131,659,486.84	146,654,072.11	131,659,486.84	0.00	0.00	210,194,488.52	146,654,072.11	131,659,486.84
Money Market Total					**146,654,072.11**	**131,659,486.84**	**146,654,072.11**	**131,659,486.84**	**0.00**	**0.00**	**210,194,488.52**	**146,654,072.11**	**131,659,486.84**
State Pool													
LO10-LOGIC-COUNTY'S CARE ACT	AR-0047	State Pool	05/12/20	Open	15,004,435.44	6,005,436.24	15,004,435.44	6,005,436.24	0.00	0.00	67,000,000.00	15,004,435.44	6,005,436.24
LOG1-Logic- General	AR-0028	State Pool	11/10/08	Open	100,747,165.95	125,757,466.88	100,747,165.95	125,757,466.88	0.00	0.00	10,000,000.00	100,747,165.95	125,757,466.88
LOG2-Logic-Toll Rd.Operations	AR-0029	State Pool	11/10/08	Open	38,135,636.92	40,138,953.62	38,135,636.92	40,138,953.62	0.00	0.00	2,000,000.00	38,135,636.92	40,138,953.62
LOG5-Logic-Drainage	AR-0032	State Pool	11/10/08	Open	5,522,679.66	8,023,332.51	5,522,679.66	8,023,332.51	0.00	0.00	500,000.00	5,522,679.66	8,023,332.51
LOG8-Logic-Road & Bridge	AR-0035	State Pool	11/10/08	Open	9,524,608.42	10,525,475.85	9,524,608.42	10,525,475.85	0.00	0.00	1,000,000.00	9,524,608.42	10,525,475.85
MB02-MBIA General	AR-0015	State Pool	11/01/08	Open	24,061,034.40	59,065,957.87	24,061,034.40	59,065,957.87	0.00	0.00	17,374,917.83	24,061,034.40	59,065,957.87
MB03-MBIA Road & Bridge	AR-0016	State Pool	11/01/08	Open	1,577,981.27	3,578,281.76	1,577,981.27	3,578,281.76	0.00	0.00	2,856,438.24	1,577,981.27	3,578,281.76
MB04-MBIA Drainage	AR-0017	State Pool	11/01/08	Open	9,294,945.77	11,295,973.74	9,294,945.77	11,295,973.74	0.00	0.00	1,267,218.21	9,294,945.77	11,295,973.74
MB06-MBIA Toll Rd. Operations	AR-0019	State Pool	11/01/08	Open	74,013,094.61	74,020,071.98	74,013,094.61	74,020,071.98	0.00	0.00	3,143,377.27	74,013,094.61	74,020,071.98
MB12-MBIA ESD 100 AGREEMENT	AR-0041	State Pool	08/31/16	Open	5,991,792.26	5,992,357.11	5,991,792.26	5,992,357.11	0.00	0.00	3,900,000.00	5,991,792.26	5,992,357.11
MB13-MBIA ASSISTANCE DIST #1	AR-0042	State Pool	08/31/16	Open	7,001,382.95	7,002,042.98	7,001,382.95	7,002,042.98	0.00	0.00	10,000,000.00	7,001,382.95	7,002,042.98
MB14-MBIA GR PARKWAY OPERATIONS	AR-0043	State Pool	08/31/16	Open	42,923,195.17	46,927,595.06	42,923,195.17	46,927,595.06	0.00	0.00	8,500,000.00	42,923,195.17	46,927,595.06
MB17 - SR LIEN BOND 2016	AR-0046	State Pool	12/09/16	Open	6,021,565.99	6,022,133.65	6,021,565.99	6,022,133.65	0.00	0.00	35,000,000.00	6,021,565.99	6,022,133.65
MB18-MBIA COUNTY'S CARES ACT	AR-0048	State Pool	05/12/20	Open	50,021,657.30	43,025,839.30	50,021,657.30	43,025,839.30	0.00	0.00	67,000,000.00	50,021,657.30	43,025,839.30
MB19-MBIA FBC ASSIST. DIST. #2	AR-0049	State Pool	05/13/20	Open	5,507,933.23	5,508,452.46	5,507,933.23	5,508,452.46	0.00	0.00	2,500,000.00	5,507,933.23	5,508,452.46
MB20- MBIA FBC ASSIST. DIST. #4	AR-0050	State Pool	05/13/20	Open	1,253,648.21	1,253,766.42	1,253,648.21	1,253,766.42	0.00	0.00	1,250,000.00	1,253,648.21	1,253,766.42
MB21-MBIA FBC ASSIST. DIST. #6	AR-0051	State Pool	05/13/20	Open	2,005,837.03	2,006,026.14	2,005,837.03	2,006,026.14	0.00	0.00	2,000,000.00	2,005,837.03	2,006,026.14
MB23-MBIA JUVENILE	AR-0053	State Pool	05/13/20	Open	15,002,697.48	13,003,941.16	15,002,697.48	13,003,941.16	0.00	0.00	8,000,000.00	15,002,697.48	13,003,941.16
MB24-MBIA DEBT SERVICE	AR-0054	State Pool	05/13/20	Open	47,514,105.41	20,519,622.28	47,514,105.41	20,519,622.28	0.00	0.00	21,000,000.00	47,514,105.41	20,519,622.28
MB25-MBIA DRAINAGE DEBT SERVICE	AR-0055	State Pool	05/13/20	Open	2,503,422.22	3,503,746.57	2,503,422.22	3,503,746.57	0.00	0.00	1,000,000.00	2,503,422.22	3,503,746.57
MB26-FACILITIES BOND 2018	AR-0056	State Pool	05/13/20	Open	8,038,452.67	8,039,210.47	8,038,452.67	8,039,210.47	0.00	0.00	14,000,000.00	8,038,452.67	8,039,210.47
MB27-MBIA TX HERITAGE PARKWAY	AR-0057	State Pool	05/13/20	Open	3,009,735.06	3,010,018.80	3,009,735.06	3,010,018.80	0.00	0.00	17,000,000.00	3,009,735.06	3,010,018.80
MB28-MBIA GRAND PARKWAY 2021	AR-0059	State Pool	08/02/21	Open	32,009,302.64	30,012,137.66	32,009,302.64	30,012,137.66	0.00	0.00	25,000,000.00	32,009,302.64	30,012,137.66
MB29-MBIA SR LIEN TOLL RD 2021	AR-0060	State Pool	08/02/21	Open	71,021,157.34	69,027,670.06	71,021,157.34	69,027,670.06	0.00	0.00	68,000,000.00	71,021,157.34	69,027,670.06
MB30-MBIA FLOOD PRO DRAINAGE 20	AR-0061	State Pool	08/02/21	Open	14,003,772.26	14,005,092.42	14,003,772.26	14,005,092.42	0.00	0.00	10,000,000.00	14,003,772.26	14,005,092.42
TT00-TX TERM General	AR-0022	State Pool	11/01/08	Open	1,071.92	1,071.93	1,071.92	1,071.93	0.00	0.00	10,006,437.87	1,071.92	1,071.93
TT02-TX TERM Toll Rd. Operation	AR-0024	State Pool	11/01/08	Open	1,070.70	1,070.71	1,070.70	1,070.71	0.00	0.00	0.00	1,070.70	1,070.71
TT04-TX TERM Road & Bridge	AR-0026	State Pool	11/01/08	Open	1,068.75	1,068.76	1,068.75	1,068.76	0.00	0.00	10,463.28	1,068.75	1,068.76
TT05-TX TERM Drainage	AR-0027	State Pool	11/01/08	Open	354.55	354.55	354.55	354.55	0.00	0.00	109,774.61	354.55	354.55
State Pool Total					**591,714,805.58**	**617,274,168.94**	**591,714,805.58**	**617,274,168.94**	**0.00**	**0.00**	**409,418,627.31**	**591,714,805.58**	**617,274,168.94**
Combined Port Total					**738,368,877.69**	**748,933,655.78**	**738,368,877.69**	**748,933,655.78**	**0.00**	**0.00**	**619,613,115.83**	**738,368,877.69**	**748,933,655.78**

Earnings and Yields Summary

Ft. Bend County

Effective Interest - Actual Life
Receipts in Period
02/01/22 - 02/28/22

Security Description	02/01/22 02/07/22	02/08/22 02/14/22	02/15/22 02/21/22	02/22/22 02/28/22	02/01/22 02/28/22
Combined Port					
Money Market	1,767.40	1,767.39	1,767.39	1,741.57	7,043.75
State Pool	14,006.58	15,073.43	15,038.77	15,244.58	59,363.36
Port Total	**15,773.98**	**16,840.82**	**16,806.16**	**16,986.15**	**66,407.11**
Combined Port					
Money Market	0.0628	0.0628	0.0628	0.0628	0.0628
State Pool	0.1174	0.1176	0.1177	0.1217	0.1186
Port Total	**0.1070**	**0.1078**	**0.1078**	**0.1110**	**0.1084**

Maturity Aging
Ft. Bend County
Effective Interest - Actual Life
Receipts in Period
02/28/22

CUSIP	Invest Number	Security Description	Purchase Date	Days to Maturity	Yield Matur
Cash / Money Market					
Cadence-Money Market Accts	AR-0058	Money Market	01/31/21	0	0.0700
LO10-LOGIC-COUNTY'S CARE ACT	AR-0047	State Pool	05/12/20	0	0.1080
LOG1-Logic- General	AR-0028	State Pool	11/10/08	0	0.1080
LOG2-Logic-Toll Rd.Operations	AR-0029	State Pool	11/10/08	0	0.1080
LOG5-Logic-Drainage	AR-0032	State Pool	11/10/08	0	0.1080
LOG8-Logic-Road & Bridge	AR-0035	State Pool	11/10/08	0	0.1080
MB02-MBIA General	AR-0015	State Pool	11/01/08	0	0.1229
MB03-MBIA Road & Bridge	AR-0016	State Pool	11/01/08	0	0.1229
MB04-MBIA Drainage	AR-0017	State Pool	11/01/08	0	0.1229
MB06-MBIA Toll Rd. Operations	AR-0019	State Pool	11/01/08	0	0.1229
MB12-MBIA ESD 100 AGREEMENT	AR-0041	State Pool	08/31/16	0	0.1229
MB13-MBIA ASSISTANCE DIST #1	AR-0042	State Pool	08/31/16	0	0.1229
MB14-MBIA GR PARKWAY OPERATIONS	AR-0043	State Pool	08/31/16	0	0.1229
MB17 - SR LIEN BOND 2016	AR-0046	State Pool	12/09/16	0	0.1229
MB18-MBIA COUNTY'S CARES ACT	AR-0048	State Pool	05/12/20	0	0.1229
MB19-MBIA FBC ASSIST. DIST. #2	AR-0049	State Pool	05/13/20	0	0.1229
MB20- MBIA FBC ASSIST. DIST. #4	AR-0050	State Pool	05/13/20	0	0.1229
MB21-MBIA FBC ASSIST. DIST. #6	AR-0051	State Pool	05/13/20	0	0.1229
MB23-MBIA JUVENILE	AR-0053	State Pool	05/13/20	0	0.1229
MB24-MBIA DEBT SERVICE	AR-0054	State Pool	05/13/20	0	0.1229
MB25-MBIA DRAINAGE DEBT SERVICE	AR-0055	State Pool	05/13/20	0	0.1229
MB26-FACILITIES BOND 2018	AR-0056	State Pool	05/13/20	0	0.1229
MB27-MBIA TX HERITAGE PARKWAY	AR-0057	State Pool	05/13/20	0	0.1229
MB28-MBIA GRAND PARKWAY 2021	AR-0059	State Pool	08/02/21	0	0.0965
MB29-MBIA SR LIEN TOLL RD 2021	AR-0060	State Pool	08/02/21	0	0.1229
MB30-MBIA FLOOD PRO DRAINAGE 20	AR-0061	State Pool	08/02/21	0	0.1229
TT00-TX TERM General	AR-0022	State Pool	11/01/08	0	0.0200
TT02-TX TERM Toll Rd. Operation	AR-0024	State Pool	11/01/08	0	0.0200
TT04-TX TERM Road & Bridge	AR-0026	State Pool	11/01/08	0	0.0200
TT05-TX TERM Drainage	AR-0027	State Pool	11/01/08	0	0.0200
Cash / Money Market Total				**0**	**0.1088**
Investment Total				**0**	**0.1088**

Activity Statement
Ft. Bend County
Effective Interest - Actual Life
Receipts in Period
02/01/22 - 02/28/22

Purchase Date	Sale Date	CUSIP	Invest Number	Security Description	Amor Value On 02/01/22	Changes In Principal	Purchase Cost	Sales Proceeds	Purchased Interest	Int/Div Rec In the Perd	Amor Value On 02/28/22
Money Market											
01/31/21	Open	Cadence-Money Market Accts	AR-0058	Money Market	146,654,072.11	-14,994,585.27	0.00	0.00	0.00	7,043.75	131,659,486.84
Money Market Total					**146,654,072.11**	**-14,994,585.27**	**0.00**	**0.00**	**0.00**	**7,043.75**	**131,659,486.84**
State Pool											
11/01/08	Open	MB02-MBIA General	AR-0015	State Pool	24,061,034.40	35,004,923.47	0.00	0.00	0.00	4,923.47	59,065,957.87
11/01/08	Open	MB03-MBIA Road & Bridge	AR-0016	State Pool	1,577,981.27	2,000,300.49	0.00	0.00	0.00	300.49	3,578,281.76
11/01/08	Open	MB04-MBIA Drainage	AR-0017	State Pool	9,294,945.77	2,001,027.97	0.00	0.00	0.00	1,027.97	11,295,973.74
11/01/08	Open	MB06-MBIA Toll Rd. Operations	AR-0019	State Pool	74,013,094.61	6,977.37	0.00	0.00	0.00	6,977.37	74,020,071.98
11/01/08	Open	TT00-TX TERM General	AR-0022	State Pool	1,071.92	0.01	0.00	0.00	0.00	0.01	1,071.93
11/01/08	Open	TT02-TX TERM Toll Rd. Operation	AR-0024	State Pool	1,070.70	0.01	0.00	0.00	0.00	0.01	1,070.71
11/01/08	Open	TT04-TX TERM Road & Bridge	AR-0026	State Pool	1,068.75	0.01	0.00	0.00	0.00	0.01	1,068.76
11/01/08	Open	TT05-TX TERM Drainage	AR-0027	State Pool	354.55	0.00	0.00	0.00	0.00	0.00	354.55
11/10/08	Open	LOG1-Logic- General	AR-0028	State Pool	100,747,165.95	25,010,300.93	0.00	0.00	0.00	10,300.93	125,757,466.88
11/10/08	Open	LOG2-Logic-Toll Rd.Operations	AR-0029	State Pool	38,135,636.92	2,003,316.70	0.00	0.00	0.00	3,316.70	40,138,953.62
11/10/08	Open	LOG5-Logic-Drainage	AR-0032	State Pool	5,522,679.66	2,500,652.85	0.00	0.00	0.00	652.85	8,023,332.51
11/10/08	Open	LOG8-Logic-Road & Bridge	AR-0035	State Pool	9,524,608.42	1,000,867.43	0.00	0.00	0.00	867.43	10,525,475.85
08/31/16	Open	MB12-MBIA ESD 100 AGREEMENT	AR-0041	State Pool	5,991,792.26	564.85	0.00	0.00	0.00	564.85	5,992,357.11
08/31/16	Open	MB13-MBIA ASSISTANCE DIST #1	AR-0042	State Pool	7,001,382.95	660.03	0.00	0.00	0.00	660.03	7,002,042.98
08/31/16	Open	MB14-MBIA GR PARKWAY OPERATIONS	AR-0043	State Pool	42,923,195.17	4,004,399.89	0.00	0.00	0.00	4,399.89	46,927,595.06
12/09/16	Open	MB17 - SR LIEN BOND 2016	AR-0046	State Pool	6,021,565.99	567.66	0.00	0.00	0.00	567.66	6,022,133.65
05/12/20	Open	LO10-LOGIC-COUNTY'S CARE ACT	AR-0047	State Pool	15,004,435.44	-8,998,999.20	0.00	0.00	0.00	1,000.80	6,005,436.24
05/12/20	Open	MB18-MBIA COUNTY'S CARES ACT	AR-0048	State Pool	50,021,657.30	-6,995,818.00	0.00	0.00	0.00	4,182.00	43,025,839.30
05/13/20	Open	MB19-MBIA FBC ASSIST. DIST. #2	AR-0049	State Pool	5,507,933.23	519.23	0.00	0.00	0.00	519.23	5,508,452.46
05/13/20	Open	MB20- MBIA FBC ASSIST. DIST. #4	AR-0050	State Pool	1,253,648.21	118.21	0.00	0.00	0.00	118.21	1,253,766.42
05/13/20	Open	MB21-MBIA FBC ASSIST. DIST. #6	AR-0051	State Pool	2,005,837.03	189.11	0.00	0.00	0.00	189.11	2,006,026.14
05/13/20	Open	MB23-MBIA JUVENILE	AR-0053	State Pool	15,002,697.48	-1,998,756.32	0.00	0.00	0.00	1,243.68	13,003,941.16
05/13/20	Open	MB24-MBIA DEBT SERVICE	AR-0054	State Pool	47,514,105.41	-26,994,483.13	0.00	0.00	0.00	5,516.87	20,519,622.28
05/13/20	Open	MB25-MBIA DRAINAGE DEBT SERVICE	AR-0055	State Pool	2,503,422.22	1,000,324.35	0.00	0.00	0.00	324.35	3,503,746.57
05/13/20	Open	MB26-FACILITIES BOND 2018	AR-0056	State Pool	8,038,452.67	757.80	0.00	0.00	0.00	757.80	8,039,210.47
05/13/20	Open	MB27-MBIA TX HERITAGE PARKWAY	AR-0057	State Pool	3,009,735.06	283.74	0.00	0.00	0.00	283.74	3,010,018.80
08/02/21	Open	MB28-MBIA GRAND PARKWAY 2021	AR-0059	State Pool	32,009,302.64	-1,997,164.98	0.00	0.00	0.00	2,835.02	30,012,137.66
08/02/21	Open	MB29-MBIA SR LIEN TOLL RD 2021	AR-0060	State Pool	71,021,157.34	-1,993,487.28	0.00	0.00	0.00	6,512.72	69,027,670.06
08/02/21	Open	MB30-MBIA FLOOD PRO DRAINAGE 20	AR-0061	State Pool	14,003,772.26	1,320.16	0.00	0.00	0.00	1,320.16	14,005,092.42
State Pool Total					**591,714,805.58**	**25,559,363.36**	**0.00**	**0.00**	**0.00**	**59,363.36**	**617,274,168.94**
Investment Total					**738,368,877.69**	**10,564,778.09**	**0.00**	**0.00**	**0.00**	**66,407.11**	**748,933,655.78**

Interest Accrual
Ft. Bend County
Effective Interest - Actual Life
Receipts in Period
02/01/22 - 02/28/22

CUSIP	Invest Number	Security Description	Purchase Date	Sale Date	Yield Earned	Ending Par Val/Shares	Ending Amor Val/Cost	Purchased Interest	Int/Div Rec In the Perd	Int/Div Accrued In the Perd	PTD Purch Received	Int/Div Rec Purch/Date	Int/Div Accrued Purch/Date
09 - Temporary Holding													
Money Market													
Cadence-Money Market Accts	AR-0058	Money Market	01/31/21	Open	0.0628	131,659,486.84	131,659,486.84	0.00	7,043.75	0.00	0.00	302,921.09	0.00
Money Market Total					**0.0628**	**131,659,486.84**	**131,659,486.84**	**0.00**	**7,043.75**	**0.00**	**0.00**	**302,921.09**	**0.00**
09 - Temporary Holding Total					**0.0628**	**131,659,486.84**	**131,659,486.84**	**0.00**	**7,043.75**	**0.00**	**0.00**	**302,921.09**	**0.00**
130 - Assistance Dist #1													
State Pool													
MB13-MBIA ASSISTANCE DIST #1	AR-0042	State Pool	08/31/16	Open	0.1229	7,002,042.98	7,002,042.98	0.00	660.03	0.00	0.00	95,565.67	0.00
State Pool Total					**0.1229**	**7,002,042.98**	**7,002,042.98**	**0.00**	**660.03**	**0.00**	**0.00**	**95,565.67**	**0.00**
130 - Assistance Dist #1 Total					**0.1229**	**7,002,042.98**	**7,002,042.98**	**0.00**	**660.03**	**0.00**	**0.00**	**95,565.67**	**0.00**
145 - ESD 100 Agreement													
State Pool													
MB12-MBIA ESD 100 AGREEMENT	AR-0041	State Pool	08/31/16	Open	0.1229	5,992,357.11	5,992,357.11	0.00	564.85	0.00	0.00	90,798.35	0.00
State Pool Total					**0.1229**	**5,992,357.11**	**5,992,357.11**	**0.00**	**564.85**	**0.00**	**0.00**	**90,798.35**	**0.00**
145 - ESD 100 Agreement Total					**0.1229**	**5,992,357.11**	**5,992,357.11**	**0.00**	**564.85**	**0.00**	**0.00**	**90,798.35**	**0.00**
802 - Sr Lien 2016													
State Pool													
MB17 - SR LIEN BOND 2016	AR-0046	State Pool	12/09/16	Open	0.1229	6,022,133.65	6,022,133.65	0.00	567.66	0.00	0.00	172,874.69	0.00
State Pool Total					**0.1229**	**6,022,133.65**	**6,022,133.65**	**0.00**	**567.66**	**0.00**	**0.00**	**172,874.69**	**0.00**
802 - Sr Lien 2016 Total					**0.1229**	**6,022,133.65**	**6,022,133.65**	**0.00**	**567.66**	**0.00**	**0.00**	**172,874.69**	**0.00**
810 - FBC Toll Road Operations													
State Pool													
TT02-TX TERM Toll Rd. Operation	AR-0024	State Pool	11/01/08	Open	0.0000	0.00	0.00	0.00	0.00	0.00	0.00	0.00	0.00
State Pool Total					**0.0000**	**0.00**	**0.00**	**0.00**	**0.00**	**0.00**	**0.00**	**0.00**	**0.00**
810 - FBC Toll Road Operations Total					**0.0000**	**0.00**	**0.00**	**0.00**	**0.00**	**0.00**	**0.00**	**0.00**	**0.00**
815 - Grand Parkway Operations													
State Pool													
MB14-MBIA GR PARKWAY OPERATIONS	AR-0043	State Pool	08/31/16	Open	0.1230	46,927,595.06	46,927,595.06	0.00	4,399.89	0.00	0.00	427,589.58	0.00
State Pool Total					**0.1230**	**46,927,595.06**	**46,927,595.06**	**0.00**	**4,399.89**	**0.00**	**0.00**	**427,589.58**	**0.00**
815 - Grand Parkway Operations Total					**0.1230**	**46,927,595.06**	**46,927,595.06**	**0.00**	**4,399.89**	**0.00**	**0.00**	**427,589.58**	**0.00**
LO10 - LOGIC COUNTYS CARES ACT													
State Pool													
LO10-LOGIC-COUNTY'S CARE ACT	AR-0047	State Pool	05/12/20	Open	0.1058	6,005,436.24	6,005,436.24	0.00	1,000.80	0.00	0.00	151,436.24	0.00
State Pool Total					**0.1058**	**6,005,436.24**	**6,005,436.24**	**0.00**	**1,000.80**	**0.00**	**0.00**	**151,436.24**	**0.00**
LO10 - LOGIC COUNTYS CARES ACT Total					**0.1058**	**6,005,436.24**	**6,005,436.24**	**0.00**	**1,000.80**	**0.00**	**0.00**	**151,436.24**	**0.00**
LOG1 - LOGIC GENERAL													
State Pool													
LOG1-Logic- General	AR-0028	State Pool	11/10/08	Open	0.1083	125,757,466.88	125,757,466.88	0.00	10,300.93	0.00	0.00	827,899.86	0.00
State Pool Total					**0.1083**	**125,757,466.88**	**125,757,466.88**	**0.00**	**10,300.93**	**0.00**	**0.00**	**827,899.86**	**0.00**
LOG1 - LOGIC GENERAL Total					**0.1083**	**125,757,466.88**	**125,757,466.88**	**0.00**	**10,300.93**	**0.00**	**0.00**	**827,899.86**	**0.00**
LOG2 - LOGIC TOLL OPERATIONS													
State Pool													
LOG2-Logic-Toll Rd.Operations	AR-0029	State Pool	11/10/08	Open	0.1081	40,138,953.62	40,138,953.62	0.00	3,316.70	0.00	0.00	200,284.70	0.00
State Pool Total					**0.1081**	**40,138,953.62**	**40,138,953.62**	**0.00**	**3,316.70**	**0.00**	**0.00**	**200,284.70**	**0.00**
LOG2 - LOGIC TOLL OPERATIONS Total					**0.1081**	**40,138,953.62**	**40,138,953.62**	**0.00**	**3,316.70**	**0.00**	**0.00**	**200,284.70**	**0.00**
LOG5 - LOGIC DRAINAGE													

Interest Accrual
Ft. Bend County
Effective Interest - Actual Life
Receipts in Period
02/01/22 - 02/28/22

CUSIP	Invest Number	Security Description	Purchase Date	Sale Date	Yield Earned	Ending Par Val/Shares	Ending Amor Val/Cost	Purchased Interest	Int/Div Rec In the Perd	Int/Div Accrued In the Perd	PTD Purch Received	Int/Div Rec Purch/Date	Int/Div Accrued Purch/Date
State Pool													
LOG5-Logic-Drainage	AR-0032	State Pool	11/10/08	Open	0.1085	8,023,332.51	8,023,332.51	0.00	652.85	0.00	0.00	25,576.28	0.00
State Pool Total					**0.1085**	**8,023,332.51**	**8,023,332.51**	**0.00**	**652.85**	**0.00**	**0.00**	**25,576.28**	**0.00**
LOG5 - LOGIC DRAINAGE Total					**0.1085**	**8,023,332.51**	**8,023,332.51**	**0.00**	**652.85**	**0.00**	**0.00**	**25,576.28**	**0.00**
LOG8 - LOGIC ROAD & BRIDGE													
State Pool													
LOG8-Logic-Road & Bridge	AR-0035	State Pool	11/10/08	Open	0.1082	10,525,475.85	10,525,475.85	0.00	867.43	0.00	0.00	30,963.37	0.00
State Pool Total					**0.1082**	**10,525,475.85**	**10,525,475.85**	**0.00**	**867.43**	**0.00**	**0.00**	**30,963.37**	**0.00**
LOG8 - LOGIC ROAD & BRIDGE Total					**0.1082**	**10,525,475.85**	**10,525,475.85**	**0.00**	**867.43**	**0.00**	**0.00**	**30,963.37**	**0.00**
MB02 - MBIA GENERAL													
State Pool													
MB02-MBIA General	AR-0015	State Pool	11/01/08	Open	0.1245	59,065,957.87	59,065,957.87	0.00	4,923.47	0.00	0.00	795,308.24	0.00
State Pool Total					**0.1245**	**59,065,957.87**	**59,065,957.87**	**0.00**	**4,923.47**	**0.00**	**0.00**	**795,308.24**	**0.00**
MB02 - MBIA GENERAL Total					**0.1245**	**59,065,957.87**	**59,065,957.87**	**0.00**	**4,923.47**	**0.00**	**0.00**	**795,308.24**	**0.00**
MB03 - MBIA ROAD & BRIDGE													
State Pool													
MB03-MBIA Road & Bridge	AR-0016	State Pool	11/01/08	Open	0.1244	3,578,281.76	3,578,281.76	0.00	300.49	0.00	0.00	119,020.91	0.00
State Pool Total					**0.1244**	**3,578,281.76**	**3,578,281.76**	**0.00**	**300.49**	**0.00**	**0.00**	**119,020.91**	**0.00**
MB03 - MBIA ROAD & BRIDGE Total					**0.1244**	**3,578,281.76**	**3,578,281.76**	**0.00**	**300.49**	**0.00**	**0.00**	**119,020.91**	**0.00**
MB04 - MBIA DRAINAGE													
State Pool													
MB04-MBIA Drainage	AR-0017	State Pool	11/01/08	Open	0.1233	11,295,973.74	11,295,973.74	0.00	1,027.97	0.00	0.00	151,266.14	2,620.73
State Pool Total					**0.1233**	**11,295,973.74**	**11,295,973.74**	**0.00**	**1,027.97**	**0.00**	**0.00**	**151,266.14**	**2,620.73**
MB04 - MBIA DRAINAGE Total					**0.1233**	**11,295,973.74**	**11,295,973.74**	**0.00**	**1,027.97**	**0.00**	**0.00**	**151,266.14**	**2,620.73**
MB06 - MBIA TOLL RD OPERATIONS													
State Pool													
MB06-MBIA Toll Rd. Operations	AR-0019	State Pool	11/01/08	Open	0.1229	74,020,071.98	74,020,071.98	0.00	6,977.37	0.00	0.00	707,238.42	38,363.64
State Pool Total					**0.1229**	**74,020,071.98**	**74,020,071.98**	**0.00**	**6,977.37**	**0.00**	**0.00**	**707,238.42**	**38,363.64**
MB06 - MBIA TOLL RD OPERATIONS Total					**0.1229**	**74,020,071.98**	**74,020,071.98**	**0.00**	**6,977.37**	**0.00**	**0.00**	**707,238.42**	**38,363.64**
MB18 - MBIA COUNTYS CARES ACT													
State Pool													
MB18-MBIA COUNTY'S CARES ACT	AR-0048	State Pool	05/12/20	Open	0.1225	43,025,839.30	43,025,839.30	0.00	4,182.00	0.00	0.00	127,758.76	0.00
State Pool Total					**0.1225**	**43,025,839.30**	**43,025,839.30**	**0.00**	**4,182.00**	**0.00**	**0.00**	**127,758.76**	**0.00**
MB18 - MBIA COUNTYS CARES ACT Total					**0.1225**	**43,025,839.30**	**43,025,839.30**	**0.00**	**4,182.00**	**0.00**	**0.00**	**127,758.76**	**0.00**
MB19 - MBIA FBC ASSIST DIST #2													
State Pool													
MB19-MBIA FBC ASSIST. DIST. #2	AR-0049	State Pool	05/13/20	Open	0.1229	5,508,452.46	5,508,452.46	0.00	519.23	0.00	0.00	8,452.46	0.00
State Pool Total					**0.1229**	**5,508,452.46**	**5,508,452.46**	**0.00**	**519.23**	**0.00**	**0.00**	**8,452.46**	**0.00**
MB19 - MBIA FBC ASSIST DIST #2 Total					**0.1229**	**5,508,452.46**	**5,508,452.46**	**0.00**	**519.23**	**0.00**	**0.00**	**8,452.46**	**0.00**
MB20 - MBIA FBC ASSIST DIST #4													
State Pool													
MB20- MBIA FBC ASSIST. DIST. #4	AR-0050	State Pool	05/13/20	Open	0.1229	1,253,766.42	1,253,766.42	0.00	118.21	0.00	0.00	3,766.42	0.00
State Pool Total					**0.1229**	**1,253,766.42**	**1,253,766.42**	**0.00**	**118.21**	**0.00**	**0.00**	**3,766.42**	**0.00**
MB20 - MBIA FBC ASSIST DIST #4 Total					**0.1229**	**1,253,766.42**	**1,253,766.42**	**0.00**	**118.21**	**0.00**	**0.00**	**3,766.42**	**0.00**
MB21 - MBIA ASSIST DIST #6													
State Pool													

Interest Accrual
Ft. Bend County
Effective Interest - Actual Life
Receipts in Period
02/01/22 - 02/28/22

CUSIP	Invest Number	Security Description	Purchase Date	Sale Date	Yield Earned	Ending Par Val/Shares	Ending Amor Val/Cost	Purchased Interest	Int/Div Rec In the Perd	Int/Div Accrued In the Perd	PTD Purch Received	Int/Div Rec Purch/Date	Int/Div Accrued Purch/Date
MB21-MBIA FBC ASSIST. DIST. #6	AR-0051	State Pool	05/13/20	Open	0.1229	2,006,026.14	2,006,026.14	0.00	189.11	0.00	0.00	6,026.14	0.00
State Pool Total					**0.1229**	**2,006,026.14**	**2,006,026.14**	**0.00**	**189.11**	**0.00**	**0.00**	**6,026.14**	**0.00**
MB21 - MBIA ASSIST DIST #6 Total					**0.1229**	**2,006,026.14**	**2,006,026.14**	**0.00**	**189.11**	**0.00**	**0.00**	**6,026.14**	**0.00**
MB23 - MBIA JUVENILE													
State Pool													
MB23-MBIA JUVENILE	AR-0053	State Pool	05/13/20	Open	0.1227	13,003,941.16	13,003,941.16	0.00	1,243.68	0.00	0.00	20,174.79	0.00
State Pool Total					**0.1227**	**13,003,941.16**	**13,003,941.16**	**0.00**	**1,243.68**	**0.00**	**0.00**	**20,174.79**	**0.00**
MB23 - MBIA JUVENILE Total					**0.1227**	**13,003,941.16**	**13,003,941.16**	**0.00**	**1,243.68**	**0.00**	**0.00**	**20,174.79**	**0.00**
MB24 - MBIA DEBT SERVICE													
State Pool													
MB24-MBIA DEBT SERVICE	AR-0054	State Pool	05/13/20	Open	0.1229	20,519,622.28	20,519,622.28	0.00	5,516.87	0.00	0.00	51,345.04	0.00
State Pool Total					**0.1229**	**20,519,622.28**	**20,519,622.28**	**0.00**	**5,516.87**	**0.00**	**0.00**	**51,345.04**	**0.00**
MB24 - MBIA DEBT SERVICE Total					**0.1229**	**20,519,622.28**	**20,519,622.28**	**0.00**	**5,516.87**	**0.00**	**0.00**	**51,345.04**	**0.00**
MB25 - MBIA DRAINAGE DEBT SERVICE													
State Pool													
MB25-MBIA DRAINAGE DEBT SERVICE	AR-0055	State Pool	05/13/20	Open	0.1232	3,503,746.57	3,503,746.57	0.00	324.35	0.00	0.00	3,746.57	0.00
State Pool Total					**0.1232**	**3,503,746.57**	**3,503,746.57**	**0.00**	**324.35**	**0.00**	**0.00**	**3,746.57**	**0.00**
MB25 - MBIA DRAINAGE DEBT SERVICE Total					**0.1232**	**3,503,746.57**	**3,503,746.57**	**0.00**	**324.35**	**0.00**	**0.00**	**3,746.57**	**0.00**
MB26 - MBIA FACILITIES BOND 2018													
State Pool													
MB26-FACILITIES BOND 2018	AR-0056	State Pool	05/13/20	Open	0.1229	8,039,210.47	8,039,210.47	0.00	757.80	0.00	0.00	39,210.47	0.00
State Pool Total					**0.1229**	**8,039,210.47**	**8,039,210.47**	**0.00**	**757.80**	**0.00**	**0.00**	**39,210.47**	**0.00**
MB26 - MBIA FACILITIES BOND 2018 Total					**0.1229**	**8,039,210.47**	**8,039,210.47**	**0.00**	**757.80**	**0.00**	**0.00**	**39,210.47**	**0.00**
MB27 - MBIA TX HERITAGE PARKWAY 2020													
State Pool													
MB27-MBIA TX HERITAGE PARKWAY	AR-0057	State Pool	05/13/20	Open	0.1229	3,010,018.80	3,010,018.80	0.00	283.74	0.00	0.00	40,398.15	0.00
State Pool Total					**0.1229**	**3,010,018.80**	**3,010,018.80**	**0.00**	**283.74**	**0.00**	**0.00**	**40,398.15**	**0.00**
MB27 - MBIA TX HERITAGE PARKWAY 2020 Total					**0.1229**	**3,010,018.80**	**3,010,018.80**	**0.00**	**283.74**	**0.00**	**0.00**	**40,398.15**	**0.00**
MB28 - MBIAGrand Parkway 2021													
State Pool													
MB28-MBIA GRAND PARKWAY 2021	AR-0059	State Pool	08/02/21	Open	0.1229	30,012,137.66	30,012,137.66	0.00	2,835.02	0.00	0.00	12,137.66	0.00
State Pool Total					**0.1229**	**30,012,137.66**	**30,012,137.66**	**0.00**	**2,835.02**	**0.00**	**0.00**	**12,137.66**	**0.00**
MB28 - MBIAGrand Parkway 2021 Total					**0.1229**	**30,012,137.66**	**30,012,137.66**	**0.00**	**2,835.02**	**0.00**	**0.00**	**12,137.66**	**0.00**
MB29 - MBIA Sr Lien 2021													
State Pool													
MB29-MBIA SR LIEN TOLL RD 2021	AR-0060	State Pool	08/02/21	Open	0.1229	69,027,670.06	69,027,670.06	0.00	6,512.72	0.00	0.00	27,670.06	0.00
State Pool Total					**0.1229**	**69,027,670.06**	**69,027,670.06**	**0.00**	**6,512.72**	**0.00**	**0.00**	**27,670.06**	**0.00**
MB29 - MBIA Sr Lien 2021 Total					**0.1229**	**69,027,670.06**	**69,027,670.06**	**0.00**	**6,512.72**	**0.00**	**0.00**	**27,670.06**	**0.00**
MB30 - MBIA Flood Proj Drainage 20													
State Pool													
MB30-MBIA FLOOD PRO DRAINAGE 20	AR-0061	State Pool	08/02/21	Open	0.1229	14,005,092.42	14,005,092.42	0.00	1,320.16	0.00	0.00	5,092.42	0.00
State Pool Total					**0.1229**	**14,005,092.42**	**14,005,092.42**	**0.00**	**1,320.16**	**0.00**	**0.00**	**5,092.42**	**0.00**
MB30 - MBIA Flood Proj Drainage 20 Total					**0.1229**	**14,005,092.42**	**14,005,092.42**	**0.00**	**1,320.16**	**0.00**	**0.00**	**5,092.42**	**0.00**
TT00 - TEXAS TERM GENERAL													
State Pool													
TT00-TX TERM General	AR-0022	State Pool	11/01/08	Open	0.0122	1,071.93	1,071.93	0.00	0.01	0.00	0.00	21,456.70	0.00

Interest Accrual
Ft. Bend County
Effective Interest - Actual Life
Receipts in Period
02/01/22 - 02/28/22

CUSIP	Invest Number	Security Description	Purchase Date	Sale Date	Yield Earned	Ending Par Val/Shares	Ending Amor Val/Cost	Purchased Interest	Int/Div Rec In the Perd	Int/Div Accrued In the Perd	PTD Purch Received	Int/Div Rec Purch/Date	Int/Div Accrued Purch/Date
State Pool Total					**0.0122**	**1,071.93**	**1,071.93**	**0.00**	**0.01**	**0.00**	**0.00**	**21,456.70**	**0.00**
TT00 - TEXAS TERM GENERAL Total					**0.0122**	**1,071.93**	**1,071.93**	**0.00**	**0.01**	**0.00**	**0.00**	**21,456.70**	**0.00**
TT02 - TEXAS TERM TOLL OPERATIONS													
State Pool													
TT02-TX TERM Toll Rd. Operation	AR-0024	State Pool	11/01/08	Open	0.0122	1,070.71	1,070.71	0.00	0.01	0.00	0.00	18,000.61	0.00
State Pool Total					**0.0122**	**1,070.71**	**1,070.71**	**0.00**	**0.01**	**0.00**	**0.00**	**18,000.61**	**0.00**
TT02 - TEXAS TERM TOLL OPERATIONS Total					**0.0122**	**1,070.71**	**1,070.71**	**0.00**	**0.01**	**0.00**	**0.00**	**18,000.61**	**0.00**
TT04 - TEXAS TERM ROAD & BRIDGE													
State Pool													
TT04-TX TERM Road & Bridge	AR-0026	State Pool	11/01/08	Open	0.0122	1,068.76	1,068.76	0.00	0.01	0.00	0.00	8,276.04	0.00
State Pool Total					**0.0122**	**1,068.76**	**1,068.76**	**0.00**	**0.01**	**0.00**	**0.00**	**8,276.04**	**0.00**
TT04 - TEXAS TERM ROAD & BRIDGE Total					**0.0122**	**1,068.76**	**1,068.76**	**0.00**	**0.01**	**0.00**	**0.00**	**8,276.04**	**0.00**
TT05 - TEXAS TERM DRAINAGE													
State Pool													
TT05-TX TERM Drainage	AR-0027	State Pool	11/01/08	Open	0.0000	354.55	354.55	0.00	0.00	0.00	0.00	5,033.82	0.01
State Pool Total					**0.0000**	**354.55**	**354.55**	**0.00**	**0.00**	**0.00**	**0.00**	**5,033.82**	**0.01**
TT05 - TEXAS TERM DRAINAGE Total					**0.0000**	**354.55**	**354.55**	**0.00**	**0.00**	**0.00**	**0.00**	**5,033.82**	**0.01**

Premium/Discount Amortization

Ft. Bend County

Effective Interest - Actual Life
Receipts in Period
02/01/22 - 02/28/22

CUSIP	Invest Number	Security Description	Purchase Date	Amortiz Date	Yield Earned	Beginning Par Val/Shares	Beginning Unamor Val/Cost	Premium Discount	Ending Par Val/Shares	Ending Amor Val/Cost	Unamor Prem/Dscnt	Amortization In the Perd	Amortization Purch/Date
Money Market													
Cadence-Money Market Accts	AR-0058	Money Market	01/31/21	Open	0.0628	146,654,072.11	146,654,072.11	0.00	131,659,486.84	131,659,486.84	0.00	0.00	0.00
Money Market Total					**0.0628**	**146,654,072.11**	**146,654,072.11**	**0.00**	**131,659,486.84**	**131,659,486.84**	**0.00**	**0.00**	**0.00**
State Pool													
MB02-MBIA General	AR-0015	State Pool	11/01/08	Open	0.1245	24,061,034.40	24,061,034.40	0.00	59,065,957.87	59,065,957.87	0.00	0.00	0.00
MB03-MBIA Road & Bridge	AR-0016	State Pool	11/01/08	Open	0.1244	1,577,981.27	1,577,981.27	0.00	3,578,281.76	3,578,281.76	0.00	0.00	0.00
MB04-MBIA Drainage	AR-0017	State Pool	11/01/08	Open	0.1233	9,294,945.77	9,294,945.77	0.00	11,295,973.74	11,295,973.74	0.00	0.00	0.00
MB06-MBIA Toll Rd. Operations	AR-0019	State Pool	11/01/08	Open	0.1229	74,013,094.61	74,013,094.61	0.00	74,020,071.98	74,020,071.98	0.00	0.00	0.00
TT00-TX TERM General	AR-0022	State Pool	11/01/08	Open	0.0122	1,071.92	1,071.92	0.00	1,071.93	1,071.93	0.00	0.00	0.00
TT02-TX TERM Toll Rd. Operation	AR-0024	State Pool	11/01/08	Open	0.0122	1,070.70	1,070.70	0.00	1,070.71	1,070.71	0.00	0.00	0.00
TT04-TX TERM Road & Bridge	AR-0026	State Pool	11/01/08	Open	0.0122	1,068.75	1,068.75	0.00	1,068.76	1,068.76	0.00	0.00	0.00
TT05-TX TERM Drainage	AR-0027	State Pool	11/01/08	Open	0.0000	354.55	354.55	0.00	354.55	354.55	0.00	0.00	0.00
LOG1-Logic- General	AR-0028	State Pool	11/10/08	Open	0.1083	100,747,165.95	100,747,165.95	0.00	125,757,466.88	125,757,466.88	0.00	0.00	0.00
LOG2-Logic-Toll Rd.Operations	AR-0029	State Pool	11/10/08	Open	0.1081	38,135,636.92	38,135,636.92	0.00	40,138,953.62	40,138,953.62	0.00	0.00	0.00
LOG5-Logic-Drainage	AR-0032	State Pool	11/10/08	Open	0.1085	5,522,679.66	5,522,679.66	0.00	8,023,332.51	8,023,332.51	0.00	0.00	0.00
LOG8-Logic-Road & Bridge	AR-0035	State Pool	11/10/08	Open	0.1082	9,524,608.42	9,524,608.42	0.00	10,525,475.85	10,525,475.85	0.00	0.00	0.00
MB12-MBIA ESD 100 AGREEMENT	AR-0041	State Pool	08/31/16	Open	0.1229	5,991,792.26	5,991,792.26	0.00	5,992,357.11	5,992,357.11	0.00	0.00	0.00
MB13-MBIA ASSISTANCE DIST #1	AR-0042	State Pool	08/31/16	Open	0.1229	7,001,382.95	7,001,382.95	0.00	7,002,042.98	7,002,042.98	0.00	0.00	0.00
MB14-MBIA GR PARKWAY OPERATIONS	AR-0043	State Pool	08/31/16	Open	0.1230	42,923,195.17	42,923,195.17	0.00	46,927,595.06	46,927,595.06	0.00	0.00	0.00
MB17 - SR LIEN BOND 2016	AR-0046	State Pool	12/09/16	Open	0.1229	6,021,565.99	6,021,565.99	0.00	6,022,133.65	6,022,133.65	0.00	0.00	0.00
LO10-LOGIC-COUNTY'S CARE ACT	AR-0047	State Pool	05/12/20	Open	0.1058	15,004,435.44	15,004,435.44	0.00	6,005,436.24	6,005,436.24	0.00	0.00	0.00
MB18-MBIA COUNTY'S CARES ACT	AR-0048	State Pool	05/12/20	Open	0.1225	50,021,657.30	50,021,657.30	0.00	43,025,839.30	43,025,839.30	0.00	0.00	0.00
MB19-MBIA FBC ASSIST. DIST. #2	AR-0049	State Pool	05/13/20	Open	0.1229	5,507,933.23	5,507,933.23	0.00	5,508,452.46	5,508,452.46	0.00	0.00	0.00
MB20- MBIA FBC ASSIST. DIST. #4	AR-0050	State Pool	05/13/20	Open	0.1229	1,253,648.21	1,253,648.21	0.00	1,253,766.42	1,253,766.42	0.00	0.00	0.00
MB21-MBIA FBC ASSIST. DIST. #6	AR-0051	State Pool	05/13/20	Open	0.1229	2,005,837.03	2,005,837.03	0.00	2,006,026.14	2,006,026.14	0.00	0.00	0.00
MB23-MBIA JUVENILE	AR-0053	State Pool	05/13/20	Open	0.1227	15,002,697.48	15,002,697.48	0.00	13,003,941.16	13,003,941.16	0.00	0.00	0.00
MB24-MBIA DEBT SERVICE	AR-0054	State Pool	05/13/20	Open	0.1229	47,514,105.41	47,514,105.41	0.00	20,519,622.28	20,519,622.28	0.00	0.00	0.00
MB25-MBIA DRAINAGE DEBT SERVICE	AR-0055	State Pool	05/13/20	Open	0.1232	2,503,422.22	2,503,422.22	0.00	3,503,746.57	3,503,746.57	0.00	0.00	0.00
MB26-FACILITIES BOND 2018	AR-0056	State Pool	05/13/20	Open	0.1229	8,038,452.67	8,038,452.67	0.00	8,039,210.47	8,039,210.47	0.00	0.00	0.00
MB27-MBIA TX HERITAGE PARKWAY	AR-0057	State Pool	05/13/20	Open	0.1229	3,009,735.06	3,009,735.06	0.00	3,010,018.80	3,010,018.80	0.00	0.00	0.00
MB28-MBIA GRAND PARKWAY 2021	AR-0059	State Pool	08/02/21	Open	0.1229	32,009,302.64	32,009,302.64	0.00	30,012,137.66	30,012,137.66	0.00	0.00	0.00
MB29-MBIA SR LIEN TOLL RD 2021	AR-0060	State Pool	08/02/21	Open	0.1229	71,021,157.34	71,021,157.34	0.00	69,027,670.06	69,027,670.06	0.00	0.00	0.00
MB30-MBIA FLOOD PRO DRAINAGE 20	AR-0061	State Pool	08/02/21	Open	0.1229	14,003,772.26	14,003,772.26	0.00	14,005,092.42	14,005,092.42	0.00	0.00	0.00
State Pool Total					**0.1186**	**591,714,805.58**	**591,714,805.58**	**0.00**	**617,274,168.94**	**617,274,168.94**	**0.00**	**0.00**	**0.00**
Investment Total					**0.1084**	**738,368,877.69**	**738,368,877.69**	**0.00**	**748,933,655.78**	**748,933,655.78**	**0.00**	**0.00**	**0.00**

Open Investments
Ft. Bend County
Effective Interest - Actual Life
Receipts in Period
02/28/22

CUSIP	Invest Number	Security Description	Invest Class	Purchase Date	Call Date	Purchase Institut	SafeKeep Institut	Issuing Institut	Yield Matur	Yield Call	Original Unit Cost	Original Par Val/Shares	Original Princ/Cost	Orig Prem Discount	Ending Unit Price	Ending Par Val/Shares	Ending Amor Val/Cost	Unamor Prem/Dscnt
Money Market																		
Cadence-Money Market Accts	AR-0058	Money Market		01/31/21	Open	101	None	101	0.0700	0.0700	1.000000	210,194,488.52	210,194,488.52	0.00	1.000000	131,659,486.84	131,659,486.84	0.00
Money Market Total									**0.0700**	**0.0700**	**1.000000**	**210,194,488.52**	**210,194,488.52**	**0.00**	**1.000000**	**131,659,486.84**	**131,659,486.84**	**0.00**
State Pool																		
MB02-MBIA General	AR-0015	State Pool		11/01/08	Open	2000	None	2000	0.1229	0.1229	1.000000	17,374,917.83	17,374,917.83	0.00	1.000000	59,065,957.87	59,065,957.87	0.00
MB03-MBIA Road & Bridge	AR-0016	State Pool		11/01/08	Open	2000	None	2000	0.1229	0.1229	1.000000	2,856,438.24	2,856,438.24	0.00	1.000000	3,578,281.76	3,578,281.76	0.00
MB04-MBIA Drainage	AR-0017	State Pool		11/01/08	Open	2000	None	2000	0.1229	0.1229	1.000000	1,267,218.21	1,267,218.21	0.00	1.000000	11,295,973.74	11,295,973.74	0.00
MB06-MBIA Toll Rd. Operations	AR-0019	State Pool		11/01/08	Open	2000	None	2000	0.1229	0.1229	1.000000	3,143,377.27	3,143,377.27	0.00	1.000000	74,020,071.98	74,020,071.98	0.00
TT00-TX TERM General	AR-0022	State Pool		11/01/08	Open	2005	None	2005	0.0200	0.0200	1.000000	10,006,437.87	10,006,437.87	0.00	1.000000	1,071.93	1,071.93	0.00
TT02-TX TERM Toll Rd. Operation	AR-0024	State Pool		11/01/08	Open	2005	None	2005	0.0200	0.0200	0.000000	0.00	0.00	0.00	1.000000	1,070.71	1,070.71	0.00
TT04-TX TERM Road & Bridge	AR-0026	State Pool		11/01/08	Open	2005	None	2005	0.0200	0.0200	1.000000	10,463.28	10,463.28	0.00	1.000000	1,068.76	1,068.76	0.00
TT05-TX TERM Drainage	AR-0027	State Pool		11/01/08	Open	2005	None	2005	0.0200	0.0200	1.000000	109,774.61	109,774.61	0.00	1.000000	354.55	354.55	0.00
LOG1-Logic- General	AR-0028	State Pool		11/10/08	Open	200	None	200	0.1080	0.1080	1.000000	10,000,000.00	10,000,000.00	0.00	1.000000	125,757,466.88	125,757,466.88	0.00
LOG2-Logic-Toll Rd.Operations	AR-0029	State Pool		11/10/08	Open	200	None	200	0.1080	0.1080	1.000000	2,000,000.00	2,000,000.00	0.00	1.000000	40,138,953.62	40,138,953.62	0.00
LOG5-Logic-Drainage	AR-0032	State Pool		11/10/08	Open	200	None	200	0.1080	0.1080	1.000000	500,000.00	500,000.00	0.00	1.000000	8,023,332.51	8,023,332.51	0.00
LOG8-Logic-Road & Bridge	AR-0035	State Pool		11/10/08	Open	200	None	200	0.1080	0.1080	1.000000	1,000,000.00	1,000,000.00	0.00	1.000000	10,525,475.85	10,525,475.85	0.00
MB12-MBIA ESD 100 AGREEMENT	AR-0041	State Pool		08/31/16	Open	2000	None	2000	0.1229	0.1229	1.000000	3,900,000.00	3,900,000.00	0.00	1.000000	5,992,357.11	5,992,357.11	0.00
MB13-MBIA ASSISTANCE DIST #1	AR-0042	State Pool		08/31/16	Open	2000	None	2000	0.1229	0.1229	1.000000	10,000,000.00	10,000,000.00	0.00	1.000000	7,002,042.98	7,002,042.98	0.00
MB14-MBIA GR PARKWAY OPERATIONS	AR-0043	State Pool		08/31/16	Open	2000	None	2000	0.1229	0.1229	1.000000	8,500,000.00	8,500,000.00	0.00	1.000000	46,927,595.06	46,927,595.06	0.00
MB17 - SR LIEN BOND 2016	AR-0046	State Pool		12/09/16	Open	2000	None	2000	0.1229	0.1229	1.000000	35,000,000.00	35,000,000.00	0.00	1.000000	6,022,133.65	6,022,133.65	0.00
LO10-LOGIC-COUNTY'S CARE ACT	AR-0047	State Pool		05/12/20	Open	200	None	200	0.1080	0.1080	1.000000	67,000,000.00	67,000,000.00	0.00	1.000000	6,005,436.24	6,005,436.24	0.00
MB18-MBIA COUNTY'S CARES ACT	AR-0048	State Pool		05/12/20	Open	2000	None	2000	0.1229	0.1229	1.000000	67,000,000.00	67,000,000.00	0.00	1.000000	43,025,839.30	43,025,839.30	0.00
MB19-MBIA FBC ASSIST. DIST. #2	AR-0049	State Pool		05/13/20	Open	2000	None	2000	0.1229	0.1229	1.000000	2,500,000.00	2,500,000.00	0.00	1.000000	5,508,452.46	5,508,452.46	0.00
MB20- MBIA FBC ASSIST. DIST. #4	AR-0050	State Pool		05/13/20	Open	2000	None	2000	0.1229	0.1229	1.000000	1,250,000.00	1,250,000.00	0.00	1.000000	1,253,766.42	1,253,766.42	0.00
MB21-MBIA FBC ASSIST. DIST. #6	AR-0051	State Pool		05/13/20	Open	2000	None	2000	0.1229	0.1229	1.000000	2,000,000.00	2,000,000.00	0.00	1.000000	2,006,026.14	2,006,026.14	0.00
MB23-MBIA JUVENILE	AR-0053	State Pool		05/13/20	Open	2000	None	2000	0.1229	0.1229	1.000000	8,000,000.00	8,000,000.00	0.00	1.000000	13,003,941.16	13,003,941.16	0.00
MB24-MBIA DEBT SERVICE	AR-0054	State Pool		05/13/20	Open	2000	None	2000	0.1229	0.1229	1.000000	21,000,000.00	21,000,000.00	0.00	1.000000	20,519,622.28	20,519,622.28	0.00
MB25-MBIA DRAINAGE DEBT SERVICE	AR-0055	State Pool		05/13/20	Open	2000	None	2000	0.1229	0.1229	1.000000	1,000,000.00	1,000,000.00	0.00	1.000000	3,503,746.57	3,503,746.57	0.00
MB26-FACILITIES BOND 2018	AR-0056	State Pool		05/13/20	Open	2000	None	2000	0.1229	0.1229	1.000000	14,000,000.00	14,000,000.00	0.00	1.000000	8,039,210.47	8,039,210.47	0.00
MB27-MBIA TX HERITAGE PARKWAY	AR-0057	State Pool		05/13/20	Open	2000	None	2000	0.1229	0.1229	1.000000	17,000,000.00	17,000,000.00	0.00	1.000000	3,010,018.80	3,010,018.80	0.00
MB28-MBIA GRAND PARKWAY 2021	AR-0059	State Pool		08/02/21	Open	2000	None	2000	0.0965	0.0965	1.000000	25,000,000.00	25,000,000.00	0.00	1.000000	30,012,137.66	30,012,137.66	0.00
MB29-MBIA SR LIEN TOLL RD 2021	AR-0060	State Pool		08/02/21	Open	2000	None	2000	0.1229	0.1229	1.000000	68,000,000.00	68,000,000.00	0.00	1.000000	69,027,670.06	69,027,670.06	0.00
MB30-MBIA FLOOD PRO DRAINAGE 20	AR-0061	State Pool		08/02/21	Open	2000	None	2000	0.1229	0.1229	1.000000	10,000,000.00	10,000,000.00	0.00	1.000000	14,005,092.42	14,005,092.42	0.00
State Pool Total									**0.1170**	**0.1170**	**1.000000**	**409,418,627.31**	**409,418,627.31**	**0.00**	**1.000000**	**617,274,168.94**	**617,274,168.94**	**0.00**
Investment Total									**0.1088**	**0.1088**	**1.000000**	**619,613,115.83**	**619,613,115.83**	**0.00**	**1.000000**	**748,933,655.78**	**748,933,655.78**	**0.00**

Open Investments
Ft. Bend County
Effective Interest - Actual Life
Receipts in Period
02/28/22

Showing Ending Par Val/Shares: $748,933,655.78

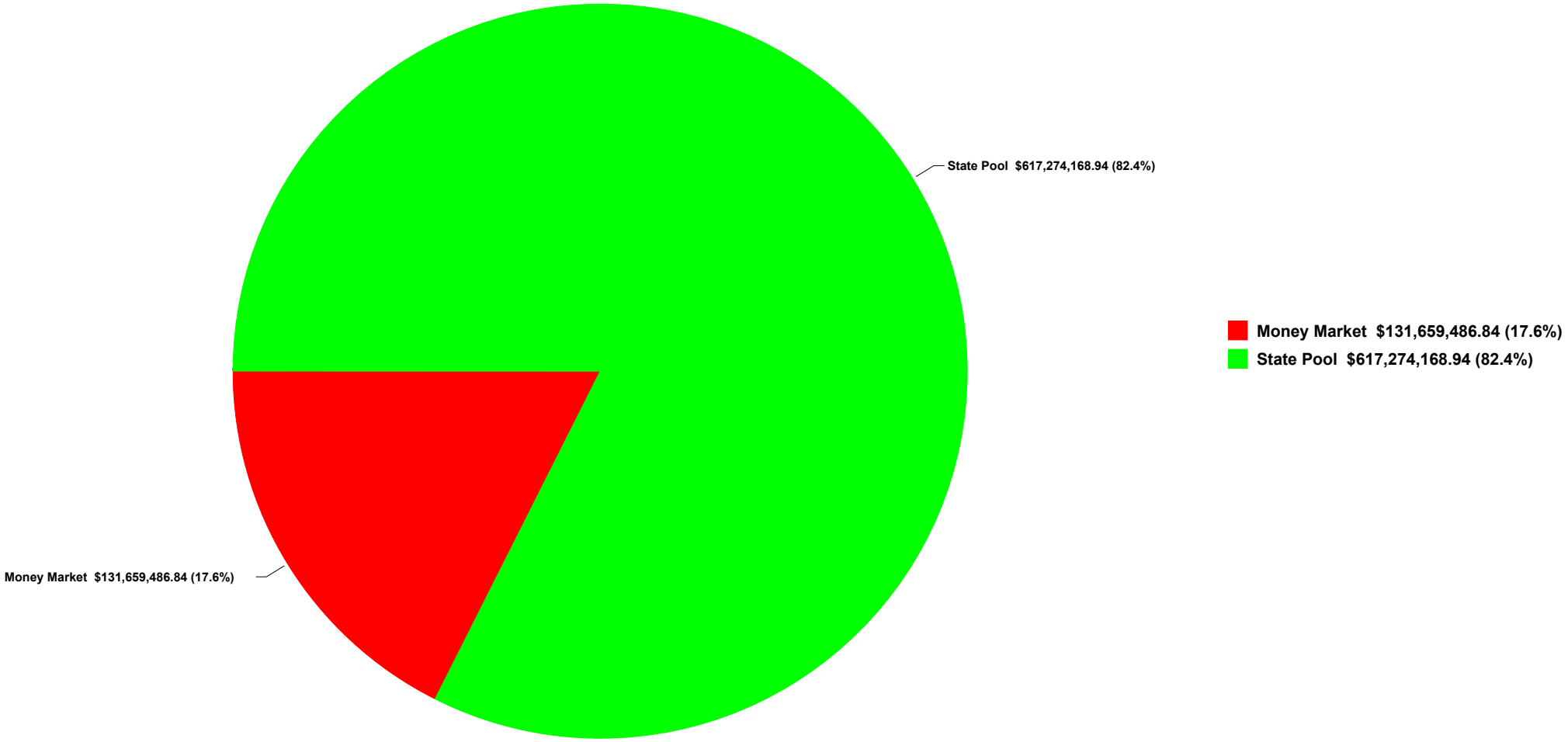

FBC INVESTMENT TRAILING 12 MONTHS

Open Investments		FARMERS MAC DN	FFCB	FHLB	FHLMC	FNMA	FNMA DISCOUNT NOTE	State Pool	Prosperity Money Market	Prosperity - Invst. Acct.
$ 658,629,610	2/28/2021	$ -	$ -	$ -	$ -	$ -	$ -	$ 381,123,831	$ 277,505,779	$ -
$ 601,107,708	3/31/2021	$ -	$ -	$ -	$ -	$ -	$ -	$ 327,009,281	$ 274,098,427	$ -
$ 563,422,633	4/30/2021	$ -	$ -	$ -	$ -	$ -	$ -	$ 327,031,885	$ 236,390,748	$ -
$ 610,843,006	5/31/2021	$ -	$ -	$ -	$ -	$ -	$ -	$ 327,053,566	$ 283,789,440	$ -
$ 590,550,613	6/30/2021	$ -	$ -	$ -	$ -	$ -	$ -	$ 302,069,061	$ 288,481,552	$ -
$ 695,339,819	7/31/2021	$ -	$ -	$ -	$ -	$ -	$ -	$ 395,587,723	$ 299,752,096	$ -
$ 639,189,312	8/31/2021	$ -	$ -	$ -	$ -	$ -	$ -	$ 472,609,124	$ 166,580,188	$ -
$ 615,430,996	9/30/2021	$ -	$ -	$ -	$ -	$ -	$ -	$ 473,626,947	$ 141,804,049	$ -
$ 590,225,881	10/31/2021	$ -	$ -	$ -	$ -	$ -	$ -	$ 463,627,607	$ 126,598,274	$ -
$ 549,809,193	11/30/2021	$ -	$ -	$ -	$ -	$ -	$ -	$ 439,646,883	$ 126,598,274	$ -
$ 561,165,551	12/31/2021	$ -	$ -	$ -	$ -	$ -	$ -	$ 439,672,912	$ 121,492,639	$ -
$ 738,368,878	1/31/2022	$ -	$ -	$ -	$ -	$ -	$ -	$ 591,714,806	$ 146,654,072	$ -
$ 748,933,656	2/28/2022	$ -	$ -	$ -	$ -	$ -	$ -	$ 617,274,169	$ 131,659,487	$ -

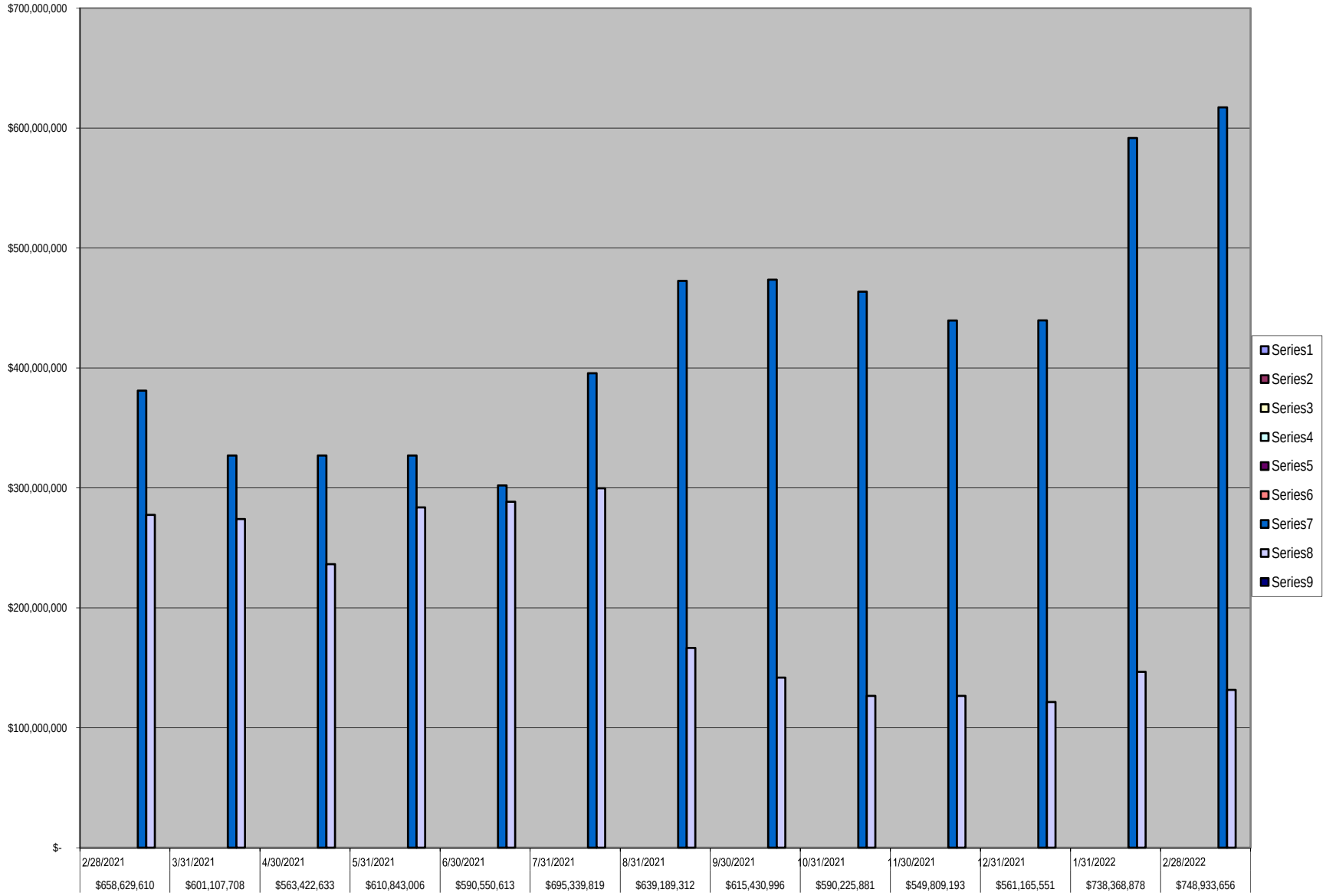
$700,000,000
$600,000,000
$500,000,000
$400,000,000
$300,000,000
$200,000,000
$100,000,000
$-
2/28/2021
$658,629,610
3/31/2021
$601,107,708
4/30/2021
$563,422,633
5/31/2021
$610,843,006
6/30/2021
$590,550,613
7/31/2021
$695,339,819
8/31/2021
$639,189,312
9/30/2021
$615,430,996
10/31/2021
$590,225,881
11/30/2021
$549,809,193
12/31/2021
$561,165,551
1/31/2022
$738,368,878
2/28/2022
$748,933,656
Series1
Series2
Series3
Series4
Series5
Series6
Series7
Series8
Series9

CADENCE
BANK

02/09/2022

To Whom It May Concern,

In accordance with Cadence Bank's Depository Bid, the interest rate for the month of February 2022 is a fixed rate of 0.07% for all Fort Bend County interest-bearing accounts.

Sincerely,

Amy Wills

Amy Wills
VP, Treasury Management Officer
Cadence Bank N.A.

Texas CLASS®

Daily Rates

February 28, 2022

Texas CLASS

Texas CLASS Average Monthly Yield: 0.1229%

Date	Dividend Rate	Daily Yield
02/01/2022	0.000002980	0.1088%
02/02/2022	0.000002933	0.1071%
02/03/2022	0.000003030	0.1106%
02/04/2022	0.000009465	0.1151%
02/05/2022	0.000000000	0.1151%
02/06/2022	0.000000000	0.1151%
02/07/2022	0.000003260	0.1191%
02/08/2022	0.000003271	0.1194%
02/09/2022	0.000003267	0.1193%
02/10/2022	0.000003261	0.1190%
02/11/2022	0.000009738	0.1185%
02/12/2022	0.000000000	0.1185%
02/13/2022	0.000000000	0.1185%
02/14/2022	0.000003446	0.1258%
02/15/2022	0.000003339	0.1219%
02/16/2022	0.000003283	0.1198%
02/17/2022	0.000003300	0.1204%
02/18/2022	0.000013380	0.1221%
02/19/2022	0.000000000	0.1221%
02/20/2022	0.000000000	0.1221%
02/21/2022	0.000000000	0.1221%
02/22/2022	0.000003408	0.1243%
02/23/2022	0.000003602	0.1315%
02/24/2022	0.000003837	0.1401%
02/25/2022	0.000011592	0.1410%
02/26/2022	0.000000000	0.1410%
02/27/2022	0.000000000	0.1410%
02/28/2022	0.000003876	0.1415%

Performance results are shown net of all fees and expenses and reflect the reinvestment of dividends and other earnings. Many factors affect performance including changes in market conditions and interest rates and in response to other economic, political, or financial developments. Investment involves risk including the possible loss of principal. No assurance can be given that the performance objectives of a given strategy will be achieved. **Past performance is no guarantee of future results. Any financial and/or investment decision may incur losses.**

February 28, 2022

TexasDAILY

Current Yield[1]: 0.0151%

Historical Rates Monthly Distribution Yields[2]

	2012	2013	2014	2015	2016	2017	2018	2019	2020	2021	2022
January	0.0821%	0.1161%	0.0389%	0.0671%	0.3506%	0.5788%	1.3427%	2.3957%	1.6102%	0.0733%	0.0162%
February	0.1005%	0.0954%	0.0367%	0.0813%	0.3915%	0.5908%	1.3987%	2.3957%	1.5765%	0.0508%	0.0167%
March	0.0976%	0.1002%	0.0379%	0.0895%	0.4070%	0.6635%	1.4959%	2.4131%	1.2044%	0.0505%	
April	0.0972%	0.0830%	0.0363%	0.0904%	0.4225%	0.7477%	1.6492%	2.4243%	0.8253%	0.0500%	
May	0.1182%	0.0786%	0.0393%	0.0860%	0.4328%	0.7606%	1.7528%	2.4123%	0.4055%	0.0419%	
June	0.1276%	0.0548%	0.0396%	0.0921%	0.4406%	0.8479%	1.8500%	2.4069%	0.2355%	0.0296%	
July	0.1262%	0.0504%	0.0452%	0.0992%	0.4497%	0.9587%	1.9551%	2.3786%	0.2151%	0.0204%	
August	0.1255%	0.0497%	0.0575%	0.1107%	0.4697%	0.9961%	1.9931%	2.2118%	0.1579%	0.0211%	
September	0.1262%	0.0461%	0.0597%	0.1299%	0.4978%	1.0271%	2.0345%	2.1528%	0.1378%	0.0182%	
October	0.1283%	0.0380%	0.0574%	0.1504%	0.4688%	1.0470%	2.1533%	1.9688%	0.1158%	0.0167%	
November	0.1254%	0.0375%	0.0572%	0.1470%	0.4482%	1.0914%	2.2135%	1.7388%	0.1034%	0.0164%	
December	0.1303%	0.0369%	0.0667%	0.2255%	0.4988%	1.2134%	2.3157%	1.6638%	0.0886%	0.0166%	

Call toll-free
1-866-839-8376

Past performance is not indicative of future results and yields may vary.

(1) The current yield, which is also known as the current annualized yield or current seven-day yield, represents the net change, exclusive of capital changes and income other than investment income, in the value of a hypothetical account with a balance of one share (normally $1.00 per share) over a seven-day base period expressed as a percentage of the value of one share at the beginning of the seven-day period. This resulting net change in account value is then annualized by multiplying it by 365 and dividing the result by 7. The yields shown may reflect fee waivers by service providers that subsidize and reduce the total operating expenses of the TexasDAILY portfolio. Portfolio yields would be lower if there were no such waivers.

(2) The monthly distribution yield represents the sum of a month's one-day allocation factors divided by the number of days in that month, and multiplied by 365. The yields shown may reflect fee waivers by service providers that subsidize and reduce the total operating expenses of the TexasDAILY portfolio. Portfolio yields would be lower if there were no such waivers.

This information is for institutional investors, not for further distribution to retail investors, and does not represent an offer to sell or a solicitation of an offer to buy or sell any fund or other security. Investors should consider the Texas Range Investment Program's (the "Program's") investment objectives, risks, charges and expenses before investing. This and other information about the Program is available in the Program's Information Statement, which should be read carefully before investing. A copy of the Program's Information Statement may be obtained by calling 1-866-839-8376 or is available on the Program's website at www.texas-range.com. While TexasDAILY and TexasDAILY Select seek to maintain a stable net asset value of $1.00 per share and TexasTERM seeks to achieve a net asset value of $1.00 per share at its stated maturity, it is possible to lose money investing in the Program. An investment in the Program is not insured or guaranteed by the Federal Deposit Insurance Corporation or any other governmental agency. Shares of the Program are distributed by ***PFM Fund Distributors, Inc.****, member Financial Industry Regulatory Authority (FINRA) (www.finra.org) and Securities Investor Protection Corporation (SIPC) (www.sipc.org). PFM Fund Distributors, Inc. is an affiliate of PFM Asset Management LLC.*

LOGIC VERSUS 90-DAY TREASURY BILL

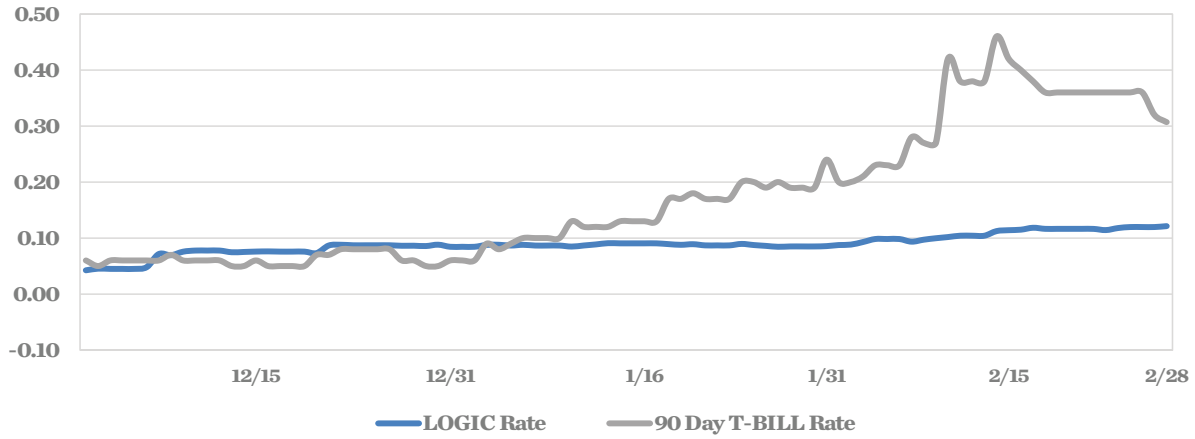

This material is for information purposes only. This information does not represent an offer to buy or sell a security. The above rate information is obtained from sources that are believed to be reliable; however, its accuracy or completeness may be subject to change. The LOGIC management fee may be waived in full or in part at the discretion of the LOGIC co-administrators and the LOGIC rate for the period shown reflects waiver of fees. This table represents historical investment performance/return to the customer, net of fees, and is not an indication of future performance. An investment in the security is not insured or guaranteed by the Federal Deposit Insurance Corporation or any other government agency. Although the issuer seeks to preserve the value of an investment of $1.00 per share, it is possible to lose money by investing in the security. Information about these and other program details are in the fund's Information Statement which should be read carefully before investing. The yield on the 90-Day Treasury Bill ("T-Bill Yield") is shown for comparative purposes only. When comparing the investment returns of the LOGIC pool to the T-Bill Yield, you should know that the LOGIC pool consists of allocations of specific diversified securities as detailed in the respective Information Statements. The T-Bill Yield is taken from Bloomberg Finance L.P. and represents the daily closing yield on the then current 90-Day T-Bill. The LOGIC yield is calculated in accordance with regulations governing the registration of open-end management investment companies under the Investment Company Act of 1940 as promulgated from time to time by the federal Securities and Exchange Commission.

DAILY SUMMARY FOR FEBRUARY 2022

DATE	MNY MKT FUND EQUIV. [SEC Std.]	DAILY ALLOCATION FACTOR	INVESTED BALANCE	MARKET VALUE PER SHARE	WAM DAYS (1)	WAL DAYS (2)
2/1/2022	0.0877%	0.000002404	$9,359,247,834.56	0.999835	39	63
2/2/2022	0.0885%	0.000002426	$9,449,668,724.41	0.999834	39	62
2/3/2022	0.0931%	0.000002551	$9,637,024,113.51	0.999842	39	63
2/4/2022	0.0984%	0.000002696	$9,661,369,672.61	0.999825	38	64
2/5/2022	0.0984%	0.000002696	$9,661,369,672.61	0.999825	38	64
2/6/2022	0.0984%	0.000002696	$9,661,369,672.61	0.999825	38	64
2/7/2022	0.0937%	0.000002566	$9,736,154,258.16	0.999798	37	62
2/8/2022	0.0972%	0.000002662	$9,806,407,082.00	0.999798	37	68
2/9/2022	0.0998%	0.000002733	$9,787,771,080.69	0.999799	37	72
2/10/2022	0.1019%	0.000002792	$9,745,687,727.49	0.999740	36	74
2/11/2022	0.1043%	0.000002857	$9,816,254,979.65	0.999688	35	75
2/12/2022	0.1043%	0.000002857	$9,816,254,979.65	0.999688	35	75
2/13/2022	0.1043%	0.000002857	$9,816,254,979.65	0.999688	35	75
2/14/2022	0.1125%	0.000003083	$9,403,200,142.76	0.999703	36	81
2/15/2022	0.1141%	0.000003127	$9,332,702,204.51	0.999712	35	85
2/16/2022	0.1150%	0.000003150	$9,314,913,294.55	0.999714	36	85
2/17/2022	0.1184%	0.000003244	$9,303,239,706.49	0.999717	35	87
2/18/2022	0.1165%	0.000003192	$9,326,185,480.98	0.999711	33	84
2/19/2022	0.1165%	0.000003192	$9,326,185,480.98	0.999711	33	84
2/20/2022	0.1165%	0.000003192	$9,326,185,480.98	0.999711	33	84
2/21/2022	0.1165%	0.000003192	$9,326,185,480.98	0.999711	33	84
2/22/2022	0.1164%	0.000003190	$9,236,484,059.34	0.999738	33	85
2/23/2022	0.1143%	0.000003132	$9,242,509,808.70	0.999725	33	84
2/24/2022	0.1179%	0.000003231	$9,217,765,286.14	0.999731	31	86
2/25/2022	0.1197%	0.000003280	$9,109,742,699.04	0.999693	30	84
2/26/2022	0.1197%	0.000003280	$9,109,742,699.04	0.999693	30	84
2/27/2022	0.1197%	0.000003280	$9,109,742,699.04	0.999693	30	84
2/28/2022	0.1213%	0.000003322	$9,035,128,918.52	0.999711	30	84
Average	**0.1080%**	**0.000002960**	**$9,452,669,579.27**		**35**	**77**

Cadence Bank
Money Market Accounts
February 28, 2022

FUND	DESCRIPTION	BEGINNING BALANCE	DEPOSITS	WITH-DRAWALS	INTEREST	ENDING BALANCE
100	General Operating	57,431,245.56	106,357,136.72	121,662,563.67	2,235.74	42,128,054.35
150	Juvenile Operations	773,562.20	2,034,470.63	1,214,831.33	110.83	1,593,312.33
155	Road & Bridge	3,471,735.17	4,419,125.96	4,910,879.10	171.50	2,980,153.53
160	Drainage District	5,745,264.29	2,556,054.38	5,114,732.59	181.42	3,186,767.50
165	Lateral Road	1,324,381.79	-		71.12	1,324,452.91
170	Statue Restoration	4,620.95	-	-	0.25	4,621.20
175	City Water Assistance	2,612.29	206.49	215.75	0.14	2,603.17
185	Entex Contributions	4.71	-	-	-	4.71
190	H L & P Assistance	13,952.13	25,000.00	6,399.49	1.65	32,554.29
195	County Law Library	1,295,622.28	10,472.01	34,274.04	68.71	1,271,888.96
200	Law Enforcement Academy	613,901.46	6,345.00	11,248.49	32.66	609,030.63
205	Surface Water Supply Corp.	8,351.54	-	-	0.45	8,351.99
206	Industrial Development Corp	15,932.21	-	-	0.86	15,933.07
207	FBC Historical Commission	7,755.52	-	550.00	0.39	7,205.91
215	Library Donations	103,020.30	85.13	97.61	5.53	103,013.35
225	FBC Asset Forfei.Task-State	493,047.88	727,704.43	2,732.19	64.06	1,218,084.18
235	Probate Court Training	158,226.15	900.02	-	8.52	159,134.69
245	Alert Program-Juvenile	55,826.47	-	-	3.00	55,829.47
255	D A Asset Forfeiture-Fed.	55.54	-	-	-	55.54
265	Gus George Memorial	4,697.24		-	0.25	4,697.49
275	D A Special Fund Run	8,164.73	-	-	0.44	8,165.17
280	Co.Atty.Supplemental Salary	256,778.46	-	5,917.13	13.65	250,874.98
290	VIT Interest (Tax Coll)	94,744.59	458.05	-	5.11	95,207.75
300	FBC Elections	571,222.18	26,014.00	-	31.22	597,267.40
305	FBC Asset Forfie.Task-Fed.	30,997.10	-	54.90	1.66	30,943.86
310	Sheriff Ofc/Forfei.Assets-St.	800,534.88	3,462.77	31,099.90	42.04	772,939.79
315	Sheriff Ofc/Forfei.Assets-Fed.	60,534.20	-	4,000.00	3.14	56,537.34
320	Constable Pct. 2 F/A	24.08	-	-	-	24.08
322	Constable Pct 3 F/A	7,952.75	-	-	0.43	7,953.18
324	Constable Pct 1 F/A	0.76	-	-	-	0.76
332	Fire Marshal St. Ass't. Forfeiture	704.38	-	-	0.04	704.42
335	DA Asset Forfeit.-State	746,713.74	340.00	3,281.35	40.03	743,812.42
360	Law Enforcement Training	188,929.26	-	9,515.30	9.71	179,423.67
390	Child Protective Service IV-E	80,936.63	23.00	1,598.07	4.30	- 79,365.86

Cadence Bank
Money Market Accounts
February 28, 2022

402	Hope 3 Program Sales	61.06	-	-	-	61.06
410	Child Support IVD Reimb.	159,557.36	-	-	8.57	159,565.93
415	Local Law Enf.Block Grant	56,950.74	-	12,528.50	2.86	44,425.10
440	Supervision	4,211,442.44	231,261.22	581,253.98	216.01	3,861,665.69
470	FBC Assist District #16	40,694.10	6,943.65	-	2.42	47,640.17
471	FBC Assist District #17	1,134.21	346.61	-	0.07	1,480.89
472	FBC Assist District #18	23,440.55	3,399.36	-	1.38	26,841.29
473	FBC Assist District #19	44,065.83	6,088.30	-	2.58	50,156.71
474	FBC Assist District #20	271,222.83	13,980.98	-	15.05	285,218.86
475	FBC Assist District #21	2,773.58	767.49	-	0.18	3,541.25
476	FBC Assist District #22	565,345.58	42,715.51	-	31.83	608,092.92
600/605	Debt Service Account	7,641,796.48	62,906,632.45	64,652,992.26	379.72	5,895,816.39
610	Drainage Debt Service	2,662,418.30	531,422.30	2,357,225.00	110.59	836,726.19
750	Mission Bend/Four Corners	380,755.19	-	50.39	20.45	380,725.25
756	2018 Facilities Bond Projects	1,745,021.00	-	510,861.72	78.43	1,234,237.71
762	2020 Mobility Projects	2,874,782.62	2,638,368.20	-	256.04	5,513,406.86
764	2020 Drainage Flood Projects	3,938,835.81	-	24,861.69	210.51	3,914,184.63
766	2020 Mobility - Tx Heritage Pkwy	1,998,326.82	-	448,403.43	102.15	1,550,025.54
768	2020A Tax Notes	4,759,783.67	-	-	255.59	4,760,039.26
771	2021 Tax Note Account	140,918.76	-	-	7.57	140,926.33
802	Sr. Lien Toll Rd Rev Bonds 2016	2,757,753.26	-	215,597.28	137.75	2,542,293.73
803	2021 FBCTRA Bond Projects	2,617,338.55	2,000,000.00	2,811,731.14	109.30	1,805,716.71
807	2021 Grand Pkwy Toll Rd Projects	1,102,465.99	2,000,000.00	610,368.96	133.50	2,492,230.53
810	Toll Road Operations	5,391,608.44	4,133,464.05	5,256,626.84	219.60	4,268,665.25
815	Grand Pkwy Toll Road Ops	6,187,776.53	2,795,081.07	4,546,169.91	157.43	4,436,845.12
990	County's Cares Act	906,596.79	16,246,137.38	13,336,498.16	205.26	3,816,441.27
TREA	Treasurer's Account	175.69	105,282,013.59	105,091,903.03	145.07	190,431.32
INVE	FBC Investment Account	0.22	93,249,587.90	93,249,588.12	-	-
850M	Boon-Chapman Medical	2,753,900.69	2,000,698.01	3,688,521.05	89.45	1,066,167.10
850D	Boon-Chapman Dental	779,304.33	1,000,000.00	216,420.04	87.16	1,562,971.45
882	Boon-Chapman 125	328,779.94	74,023.80	71,265.54	16.82	331,555.02
884	Fee Officer's Account	2,466,190.45	2,780,137.38	1,480,663.34	-	3,765,664.49
912	JP Credit Card Processing	49,510.57	246,596.60	207,852.27	3.21	88,258.11
908	EMS Credit Card Processing	24,988.86	41,474.12	26,481.46	2.04	39,983.56
DACC	D A Credit Card Processing	36,986.18	17,802.89	43,801.33	1.64	10,989.38

Cadence Bank
Money Market Accounts
February 28, 2022

PTCC	Public Transportation Credit Cards	2,426.28	9,914.54	8,710.32	0.09	3,630.59
CSCC	CSCD Credit Card	227,383.17	247,943.39	247,341.26	10.38	227,995.68
LBCC	Library Credit Card	1,539.93	5,240.36	5,474.92	0.05	1,305.42
JUCC	Juvenile Credit Card	660.98	2,387.26	1,708.34	0.03	1,339.93
SOCC	Sheriff Credit Card	25,186.72	28,149.94	29,356.66	1.10	23,981.10
TRCC	Toll Road Permit Credit Card	175.03	1,270.11	1,120.14	0.02	325.02
130	Assistant Dist Number 1	1,253,355.10	717,997.18	2,800.00	92.01	1,968,644.29
131	Assistant Dist Number 2	1,656,880.35	237,182.32	8,750.00	96.94	1,885,409.61
133	Assistant Dist Number 4	1,188,890.61	53,230.81	125,639.47	60.47	1,116,542.42
134	Assistant Dist Number 5	441,153.12	15,970.10	-	24.24	457,147.46
135	Assistant Dist Number 6	1,093,449.99	182,469.18	4,324.64	64.91	1,271,659.44
136	Assistant Dist Number 7	1,732,960.70	178,616.17	-	99.22	1,911,676.09
137	Assistant Dist Number 8	114,333.29	2,353.31	-	6.22	116,692.82
138	Assistant Dist Number 9	2,536,830.27	146,991.19	-	141.30	2,683,962.76
139	Assistant Dist Number 10	731,714.21	66,462.71	1,596.75	41.57	796,621.74
140	Assistant Dist Number 11	2,450,566.72	1,533,025.91	-	184.51	3,983,777.14
145	Emergency Svc Dist 100	1,735,063.37	-	259.00	93.16	1,734,897.53
CCCA	Non Fee Officer CC Clearing Acct	126,718.02	66,359.23	28,839.67	7.28	164,244.86
JPMT	Juror Payments	2,588.43	17,433.00	3,779.43	0.70	16,242.70
EPEC	Engineering Permitting E-Check	3,000.20	1,906.00	3,064.20	0.07	1,842.07
JP41	JP 4 E-Filing	433.31	14,672.75	13,961.06	0.03	1,145.03
JP12	JP 1-2 E-Filing	631.05	3,713.00	2,116.80	0.04	2,227.29
JP21	JP 2-1 E-Filing	8,949.73	13,687.25	19,635.73	0.13	3,001.38
JP11	JP 1-1 E-Filing	1,785.14	16,106.75	15,351.64	0.11	2,540.36
JP31	JP 3 E-Filing	3,199.41	24,661.75	26,928.16	0.09	933.09
	EMS Patient Acct Svcs ACH	0.14	810,805.99	810,806.13	-	-
	Change Fund Clearing Acct	(560.00)	5,847.64	5,547.64	-	(260.00)
DCJS	DC Jury Summons Postage	20,000.00	-	-	-	20,000.00
	Total	146,654,072.11	418,821,139.29	433,822,768.31	7,043.75	131,659,486.84

Investment Report
Ft. Bend County
03/01/22 - 03/31/22

This report summarizes the investment position of Ft. Bend County for the period 03/01/22 to 03/31/22.

	02/28/22	03/31/22
Book Value	748,933,655.78	777,559,316.23
Market Value	748,933,655.78	777,559,316.23
Par Value	748,933,655.78	777,559,316.23
Change in Market Value		0.00
Weighted Average Maturity (in Days)	0	0
Weighted Average Yield-to-Maturity of Portfolio	0.1098%	0.2423%
Yield-to-Maturity of 90 Day T-Bill	0.3130%	0.4700%
Accrued Interest		0.00

This report is presented in accordance with the Texas Government Code Title 10 Section 2256.023. The below signed hereby certify that, to the best of their knowledge on the date this report was created, Ft. Bend County is in compliance with the provisions of Government Code 2256 and with the stated policies and strategies of Ft. Bend County.

Pamela Gubbels — 6-6-22

Director of Finance & Investments — Date

6-7-22

County Treasurer — Date

Investment Report
Ft. Bend County
03/01/22 - 03/31/22

Portfolio Composition - 02/28/22

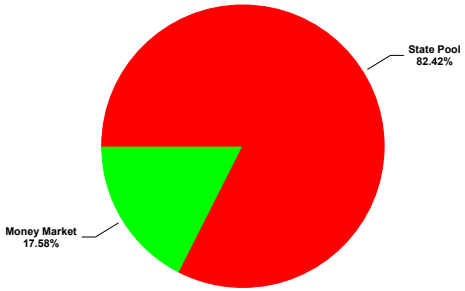

Portfolio Composition - 03/31/22

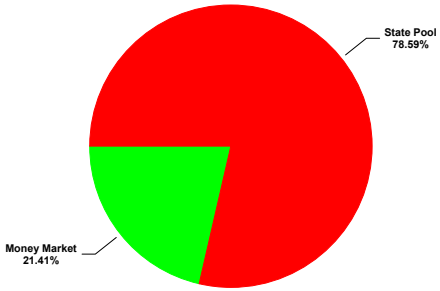

Maturity Aging - 02/28/22 vs 03/31/22

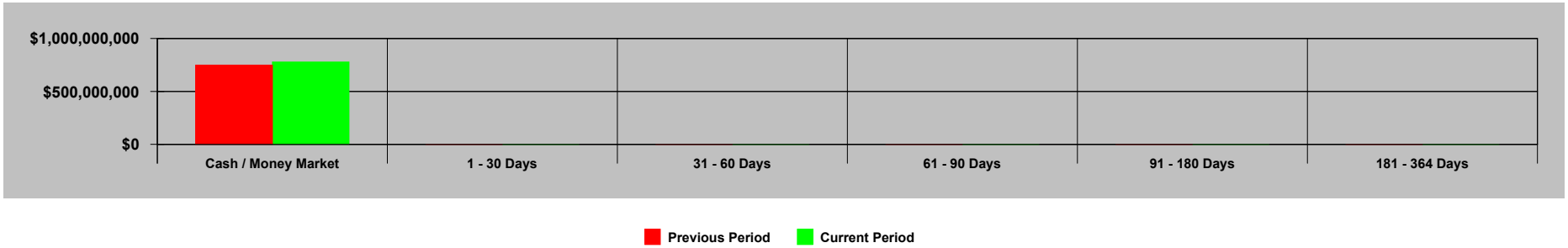

Portfolio Performance - 03/01/22 to 03/31/22

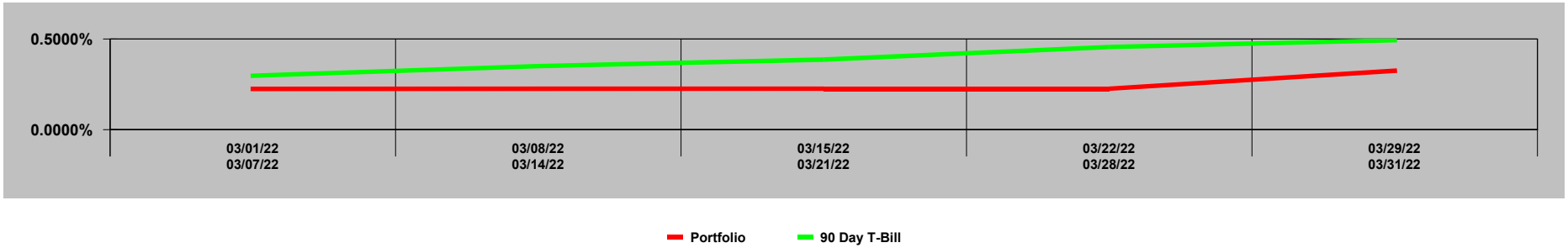

3

GASB 31 Compliance
Ft. Bend County
Effective Interest - Actual Life
Receipts in Period
03/01/22 - 03/31/22

CUSIP	Invest Number	Security Description	Purchase Date	Sale Date	Valuation Method	Yield Earned	Price Source 03/01/22	Beginning Unit Price	Par Value On 03/01/22	Reported Value 03/01/22	Purchase Cost	Sales Proceeds	Ending Unit Price	Par Value On 03/31/22	Price Source 03/31/22	Reported Value 03/31/22	Change in Fair Value	Interest	Net Investment Income
MB02-MBIA General	AR-0015	State Pool	11/01/08	Open	Fair Value	0.2857	Manual	1.000000	59,065,957.87	59,065,957.87	0.00	-14,333.34	1.000000	59,080,291.21	Manual	59,080,291.21	0.00	14,333.34	14,333.34
MB03-MBIA Road & Bridge	AR-0016	State Pool	11/01/08	Open	Fair Value	0.2892	Manual	1.000000	3,578,281.76	3,578,281.76	0.00	-501,057.16	1.000000	4,079,338.92	Manual	4,079,338.92	0.00	1,057.16	1,057.16
MB04-MBIA Drainage	AR-0017	State Pool	11/01/08	Open	Fair Value	0.2897	Manual	1.000000	11,295,973.74	11,295,973.74	0.00	-1,503,029.84	1.000000	12,799,003.58	Manual	12,799,003.58	0.00	3,029.84	3,029.84
MB06-MBIA Toll Rd. Operations	AR-0019	State Pool	11/01/08	Open	Fair Value	0.2793	Manual	1.000000	74,020,071.98	74,020,071.98	0.00	7,983,420.98	1.000000	66,036,651.00	Manual	66,036,651.00	0.00	16,579.02	16,579.02
TT00-TX TERM General	AR-0022	State Pool	11/01/08	Open	Fair Value	0.1428	Manual	1.000000	1,071.93	1,071.93	0.00	-0.13	1.000000	1,072.06	Manual	1,072.06	0.00	0.13	0.13
TT02-TX TERM Toll Rd. Operation	AR-0024	State Pool	11/01/08	Open	Fair Value	0.1430	Manual	1.000000	1,070.71	1,070.71	0.00	-0.13	1.000000	1,070.84	Manual	1,070.84	0.00	0.13	0.13
TT04-TX TERM Road & Bridge	AR-0026	State Pool	11/01/08	Open	Fair Value	0.1432	Manual	1.000000	1,068.76	1,068.76	0.00	-0.13	1.000000	1,068.89	Manual	1,068.89	0.00	0.13	0.13
TT05-TX TERM Drainage	AR-0027	State Pool	11/01/08	Open	Fair Value	0.1328	Manual	1.000000	354.55	354.55	0.00	-0.04	1.000000	354.59	Manual	354.59	0.00	0.04	0.04
LOG1-Logic- General	AR-0028	State Pool	11/10/08	Open	Fair Value	0.2493	Manual	1.000000	125,757,466.88	125,757,466.88	0.00	-26,627.76	1.000000	125,784,094.64	Manual	125,784,094.64	0.00	26,627.76	26,627.76
LOG2-Logic-Toll Rd.Operations	AR-0029	State Pool	11/10/08	Open	Fair Value	0.2493	Manual	1.000000	40,138,953.62	40,138,953.62	0.00	-8,498.97	1.000000	40,147,452.59	Manual	40,147,452.59	0.00	8,498.97	8,498.97
LOG5-Logic-Drainage	AR-0032	State Pool	11/10/08	Open	Fair Value	0.2493	Manual	1.000000	8,023,332.51	8,023,332.51	0.00	-1,698.84	1.000000	8,025,031.35	Manual	8,025,031.35	0.00	1,698.84	1,698.84
LOG8-Logic-Road & Bridge	AR-0035	State Pool	11/10/08	Open	Fair Value	0.2493	Manual	1.000000	10,525,475.85	10,525,475.85	0.00	-2,228.67	1.000000	10,527,704.52	Manual	10,527,704.52	0.00	2,228.67	2,228.67
MB12-MBIA ESD 100 AGREEMENT	AR-0041	State Pool	08/31/16	Open	Fair Value	0.2857	Manual	1.000000	5,992,357.11	5,992,357.11	0.00	-1,454.12	1.000000	5,993,811.23	Manual	5,993,811.23	0.00	1,454.12	1,454.12
MB13-MBIA ASSISTANCE DIST #1	AR-0042	State Pool	08/31/16	Open	Fair Value	0.2900	Manual	1.000000	7,002,042.98	7,002,042.98	0.00	-1,001,891.61	1.000000	8,003,934.59	Manual	8,003,934.59	0.00	1,891.61	1,891.61
MB14-MBIA GR PARKWAY OPERATIONS	AR-0043	State Pool	08/31/16	Open	Fair Value	0.2823	Manual	1.000000	46,927,595.06	46,927,595.06	0.00	2,789,230.75	1.000000	44,138,364.31	Manual	44,138,364.31	0.00	10,769.25	10,769.25
MB17 - SR LIEN BOND 2016	AR-0046	State Pool	12/09/16	Open	Fair Value	0.2887	Manual	1.000000	6,022,133.65	6,022,133.65	0.00	-1,001,508.32	1.000000	7,023,641.97	Manual	7,023,641.97	0.00	1,508.32	1,508.32
LO10-LOGIC-COUNTY'S CARE ACT	AR-0047	State Pool	05/12/20	Open	Fair Value	0.2493	Manual	1.000000	6,005,436.24	6,005,436.24	0.00	-1,271.60	1.000000	6,006,707.84	Manual	6,006,707.84	0.00	1,271.60	1,271.60
MB18-MBIA COUNTY'S CARES ACT	AR-0048	State Pool	05/12/20	Open	Fair Value	0.2812	Manual	1.000000	43,025,839.30	43,025,839.30	0.00	5,990,170.83	1.000000	37,035,668.47	Manual	37,035,668.47	0.00	9,829.17	9,829.17
MB19-MBIA FBC ASSIST. DIST. #2	AR-0049	State Pool	05/13/20	Open	Fair Value	0.2911	Manual	1.000000	5,508,452.46	5,508,452.46	0.00	-1,001,529.18	1.000000	6,509,981.64	Manual	6,509,981.64	0.00	1,529.18	1,529.18
MB20- MBIA FBC ASSIST. DIST. #4	AR-0050	State Pool	05/13/20	Open	Fair Value	0.2857	Manual	1.000000	1,253,766.42	1,253,766.42	0.00	-304.27	1.000000	1,254,070.69	Manual	1,254,070.69	0.00	304.27	304.27
MB21-MBIA FBC ASSIST. DIST. #6	AR-0051	State Pool	05/13/20	Open	Fair Value	0.2857	Manual	1.000000	2,006,026.14	2,006,026.14	0.00	-486.81	1.000000	2,006,512.95	Manual	2,006,512.95	0.00	486.81	486.81
MB23-MBIA JUVENILE	AR-0053	State Pool	05/13/20	Open	Fair Value	0.2857	Manual	1.000000	13,003,941.16	13,003,941.16	0.00	-3,155.65	1.000000	13,007,096.81	Manual	13,007,096.81	0.00	3,155.65	3,155.65
MB24-MBIA DEBT SERVICE	AR-0054	State Pool	05/13/20	Open	Fair Value	0.2926	Manual	1.000000	20,519,622.28	20,519,622.28	0.00	-5,005,941.73	1.000000	25,525,564.01	Manual	25,525,564.01	0.00	5,941.73	5,941.73
MB25-MBIA DRAINAGE DEBT SERVICE	AR-0055	State Pool	05/13/20	Open	Fair Value	0.2857	Manual	1.000000	3,503,746.57	3,503,746.57	0.00	-850.23	1.000000	3,504,596.80	Manual	3,504,596.80	0.00	850.23	850.23
MB26-FACILITIES BOND 2018	AR-0056	State Pool	05/13/20	Open	Fair Value	0.2857	Manual	1.000000	8,039,210.47	8,039,210.47	0.00	-1,950.85	1.000000	8,041,161.32	Manual	8,041,161.32	0.00	1,950.85	1,950.85
MB27-MBIA TX HERITAGE PARKWAY	AR-0057	State Pool	05/13/20	Open	Fair Value	0.2857	Manual	1.000000	3,010,018.80	3,010,018.80	0.00	-730.44	1.000000	3,010,749.24	Manual	3,010,749.24	0.00	730.44	730.44
Cadence-Money Market Accts	AR-0058	Money Market	01/31/21	Open	Fair Value	0.0567	Manual	1.000000	131,659,486.84	131,659,486.84	0.00	7,221,513.15	1.000000	124,437,973.69	Manual	124,437,973.69	0.00	6,325.87	6,325.87
MB28-MBIA GRAND PARKWAY 2021	AR-0059	State Pool	08/02/21	Open	Fair Value	0.2857	Manual	1.000000	30,012,137.66	30,012,137.66	0.00	-7,282.94	1.000000	30,019,420.60	Manual	30,019,420.60	0.00	7,282.94	7,282.94
MB29-MBIA SR LIEN TOLL RD 2021	AR-0060	State Pool	08/02/21	Open	Fair Value	0.2856	Manual	1.000000	69,027,670.06	69,027,670.06	0.00	1,483,607.58	1.000000	67,544,062.48	Manual	67,544,062.48	0.00	16,392.42	16,392.42
MB30-MBIA FLOOD PRO DRAINAGE 20	AR-0061	State Pool	08/02/21	Open	Fair Value	0.2900	Manual	1.000000	14,005,092.42	14,005,092.42	0.00	-2,003,783.50	1.000000	16,008,875.92	Manual	16,008,875.92	0.00	3,783.50	3,783.50
MB31-MBIA FBC ASSIST DIST #9	AR-0062	Money Market	03/11/22	Open	Fair Value	0.3345	Manual	0.000000	0.00	0.00	2,000,000.00	-384.91	1.000000	2,000,384.91	Manual	2,000,384.91	0.00	384.91	384.91
MB32-MBIA FBC ASSIST DIST #11	AR-0063	Money Market	03/11/22	Open	Fair Value	0.3345	Manual	0.000000	0.00	0.00	3,000,000.00	-577.39	1.000000	3,000,577.39	Manual	3,000,577.39	0.00	577.39	577.39
MB33-MBIA MOBILITY 2020 PROJECT	AR-0064	Money Market	03/11/22	Open	Fair Value	0.3462	Manual	0.000000	0.00	0.00	4,000,000.00	-3,000,910.67	1.000000	7,000,910.67	Manual	7,000,910.67	0.00	910.67	910.67
MB36-MBIA FEE OFFICER	AR-0065	Money Market	03/14/22	Open	Fair Value	0.3411	Manual	0.000000	0.00	0.00	3,000,000.00	999,579.45	1.000000	2,000,420.55	Manual	2,000,420.55	0.00	420.55	420.55
MB37-MBIA FBC ASSIST DIST #7	AR-0066	Money Market	03/14/22	Open	Fair Value	0.3518	Manual	0.000000	0.00	0.00	1,000,000.00	-173.48	1.000000	1,000,173.48	Manual	1,000,173.48	0.00	173.48	173.48
MB38-MBIA 2020A FBC TAX NOTE	AR-0067	Money Market	03/14/22	Open	Fair Value	0.3517	Manual	0.000000	0.00	0.00	2,000,000.00	-346.93	1.000000	2,000,346.93	Manual	2,000,346.93	0.00	346.93	346.93
MB34-MBIA CERT OF OBLIGATION 22	AR-0068	Money Market	03/03/22	Open	Fair Value	0.0591	Manual	0.000000	0.00	0.00	10,000,000.00	-469.41	1.000000	10,000,469.41	Manual	10,000,469.41	0.00	469.41	469.41
MB35-MBIA MOBILITY PROJ. 2022	AR-0069	Money Market	03/28/22	Open	Fair Value	0.4283	Manual	0.000000	0.00	0.00	15,000,000.00	-704.14	1.000000	15,000,704.14	Manual	15,000,704.14	0.00	704.14	704.14
Investment Total						**0.2353**		**1.000000**	**748,933,655.78**	**748,933,655.78**	**40,000,000.00**	**11,374,339.55**	**1.000000**	**777,559,316.23**		**777,559,316.23**	**0.00**	**153,499.47**	**153,499.47**

Portfolio Position
Ft. Bend County
Effective Interest - Actual Life
Receipts in Period
03/01/22 - 03/31/22

CUSIP	Invest Number	Security Description	Purchase Date	Call Date	Par Value On 03/01/22	Par Value On 03/31/22	Market Val On 03/01/22	Market Val On 03/31/22	Purchase Cost	Sales Proceeds	Original Princ/Cost	Amor Value On 03/01/22	Amor Value On 03/31/22
130 - Assistance Dist #1													
State Pool													
MB13-MBIA ASSISTANCE DIST #1	AR-0042	State Pool	08/31/16	Open	7,002,042.98	8,003,934.59	7,002,042.98	8,003,934.59	0.00	0.00	10,000,000.00	7,002,042.98	8,003,934.59
State Pool Total					**7,002,042.98**	**8,003,934.59**	**7,002,042.98**	**8,003,934.59**	**0.00**	**0.00**	**10,000,000.00**	**7,002,042.98**	**8,003,934.59**
130 - Assistance Dist #1 Total					**7,002,042.98**	**8,003,934.59**	**7,002,042.98**	**8,003,934.59**	**0.00**	**0.00**	**10,000,000.00**	**7,002,042.98**	**8,003,934.59**
145 - ESD 100 Agreement													
State Pool													
MB12-MBIA ESD 100 AGREEMENT	AR-0041	State Pool	08/31/16	Open	5,992,357.11	5,993,811.23	5,992,357.11	5,993,811.23	0.00	0.00	3,900,000.00	5,992,357.11	5,993,811.23
State Pool Total					**5,992,357.11**	**5,993,811.23**	**5,992,357.11**	**5,993,811.23**	**0.00**	**0.00**	**3,900,000.00**	**5,992,357.11**	**5,993,811.23**
145 - ESD 100 Agreement Total					**5,992,357.11**	**5,993,811.23**	**5,992,357.11**	**5,993,811.23**	**0.00**	**0.00**	**3,900,000.00**	**5,992,357.11**	**5,993,811.23**
810 - FBC Toll Road Operations													
State Pool													
TT02-TX TERM Toll Rd. Operation	AR-0024	State Pool	11/01/08	Open	0.00	0.00	0.00	0.00	0.00	0.00	0.00	0.00	0.00
State Pool Total					**0.00**	**0.00**	**0.00**	**0.00**	**0.00**	**0.00**	**0.00**	**0.00**	**0.00**
810 - FBC Toll Road Operations Total					**0.00**	**0.00**	**0.00**	**0.00**	**0.00**	**0.00**	**0.00**	**0.00**	**0.00**
815 - Grand Parkway Operations													
State Pool													
MB14-MBIA GR PARKWAY OPERATIONS	AR-0043	State Pool	08/31/16	Open	46,927,595.06	44,138,364.31	46,927,595.06	44,138,364.31	0.00	0.00	8,500,000.00	46,927,595.06	44,138,364.31
State Pool Total					**46,927,595.06**	**44,138,364.31**	**46,927,595.06**	**44,138,364.31**	**0.00**	**0.00**	**8,500,000.00**	**46,927,595.06**	**44,138,364.31**
815 - Grand Parkway Operations Total					**46,927,595.06**	**44,138,364.31**	**46,927,595.06**	**44,138,364.31**	**0.00**	**0.00**	**8,500,000.00**	**46,927,595.06**	**44,138,364.31**
LO10 - LOGIC COUNTYS CARES ACT													
State Pool													
LO10-LOGIC-COUNTY'S CARE ACT	AR-0047	State Pool	05/12/20	Open	6,005,436.24	6,006,707.84	6,005,436.24	6,006,707.84	0.00	0.00	67,000,000.00	6,005,436.24	6,006,707.84
State Pool Total					**6,005,436.24**	**6,006,707.84**	**6,005,436.24**	**6,006,707.84**	**0.00**	**0.00**	**67,000,000.00**	**6,005,436.24**	**6,006,707.84**
LO10 - LOGIC COUNTYS CARES ACT Total					**6,005,436.24**	**6,006,707.84**	**6,005,436.24**	**6,006,707.84**	**0.00**	**0.00**	**67,000,000.00**	**6,005,436.24**	**6,006,707.84**
LOG5 - LOGIC DRAINAGE													
State Pool													
LOG5-Logic-Drainage	AR-0032	State Pool	11/10/08	Open	8,023,332.51	8,025,031.35	8,023,332.51	8,025,031.35	0.00	0.00	500,000.00	8,023,332.51	8,025,031.35
State Pool Total					**8,023,332.51**	**8,025,031.35**	**8,023,332.51**	**8,025,031.35**	**0.00**	**0.00**	**500,000.00**	**8,023,332.51**	**8,025,031.35**
LOG5 - LOGIC DRAINAGE Total					**8,023,332.51**	**8,025,031.35**	**8,023,332.51**	**8,025,031.35**	**0.00**	**0.00**	**500,000.00**	**8,023,332.51**	**8,025,031.35**
LOG1 - LOGIC GENERAL													
State Pool													
LOG1-Logic- General	AR-0028	State Pool	11/10/08	Open	125,757,466.88	125,784,094.64	125,757,466.88	125,784,094.64	0.00	0.00	10,000,000.00	125,757,466.88	125,784,094.64
State Pool Total					**125,757,466.88**	**125,784,094.64**	**125,757,466.88**	**125,784,094.64**	**0.00**	**0.00**	**10,000,000.00**	**125,757,466.88**	**125,784,094.64**
LOG1 - LOGIC GENERAL Total					**125,757,466.88**	**125,784,094.64**	**125,757,466.88**	**125,784,094.64**	**0.00**	**0.00**	**10,000,000.00**	**125,757,466.88**	**125,784,094.64**
LOG8 - LOGIC ROAD & BRIDGE													
State Pool													
LOG8-Logic-Road & Bridge	AR-0035	State Pool	11/10/08	Open	10,525,475.85	10,527,704.52	10,525,475.85	10,527,704.52	0.00	0.00	1,000,000.00	10,525,475.85	10,527,704.52
State Pool Total					**10,525,475.85**	**10,527,704.52**	**10,525,475.85**	**10,527,704.52**	**0.00**	**0.00**	**1,000,000.00**	**10,525,475.85**	**10,527,704.52**
LOG8 - LOGIC ROAD & BRIDGE Total					**10,525,475.85**	**10,527,704.52**	**10,525,475.85**	**10,527,704.52**	**0.00**	**0.00**	**1,000,000.00**	**10,525,475.85**	**10,527,704.52**
LOG2 - LOGIC TOLL OPERATIONS													
State Pool													
LOG2-Logic-Toll Rd.Operations	AR-0029	State Pool	11/10/08	Open	40,138,953.62	40,147,452.59	40,138,953.62	40,147,452.59	0.00	0.00	2,000,000.00	40,138,953.62	40,147,452.59
State Pool Total					**40,138,953.62**	**40,147,452.59**	**40,138,953.62**	**40,147,452.59**	**0.00**	**0.00**	**2,000,000.00**	**40,138,953.62**	**40,147,452.59**
LOG2 - LOGIC TOLL OPERATIONS Total					**40,138,953.62**	**40,147,452.59**	**40,138,953.62**	**40,147,452.59**	**0.00**	**0.00**	**2,000,000.00**	**40,138,953.62**	**40,147,452.59**
MB38 - MBIA 2020A FBC TAX NOTE													
Money Market													
MB38-MBIA 2020A FBC TAX NOTE	AR-0067	Money Market	03/14/22	Open	0.00	2,000,346.93	0.00	2,000,346.93	2,000,000.00	0.00	2,000,000.00	0.00	2,000,346.93
Money Market Total					**0.00**	**2,000,346.93**	**0.00**	**2,000,346.93**	**2,000,000.00**	**0.00**	**2,000,000.00**	**0.00**	**2,000,346.93**

Portfolio Position
Ft. Bend County
Effective Interest - Actual Life
Receipts in Period
03/01/22 - 03/31/22

CUSIP	Invest Number	Security Description	Purchase Date	Call Date	Par Value On 03/01/22	Par Value On 03/31/22	Market Val On 03/01/22	Market Val On 03/31/22	Purchase Cost	Sales Proceeds	Original Princ/Cost	Amor Value On 03/01/22	Amor Value On 03/31/22
MB38 - MBIA 2020A FBC TAX NOTE Total					**0.00**	**2,000,346.93**	**0.00**	**2,000,346.93**	**2,000,000.00**	**0.00**	**2,000,000.00**	**0.00**	**2,000,346.93**
MB21 - MBIA ASSIST DIST #6													
State Pool													
MB21-MBIA FBC ASSIST. DIST. #6	AR-0051	State Pool	05/13/20	Open	2,006,026.14	2,006,512.95	2,006,026.14	2,006,512.95	0.00	0.00	2,000,000.00	2,006,026.14	2,006,512.95
State Pool Total					**2,006,026.14**	**2,006,512.95**	**2,006,026.14**	**2,006,512.95**	**0.00**	**0.00**	**2,000,000.00**	**2,006,026.14**	**2,006,512.95**
MB21 - MBIA ASSIST DIST #6 Total					**2,006,026.14**	**2,006,512.95**	**2,006,026.14**	**2,006,512.95**	**0.00**	**0.00**	**2,000,000.00**	**2,006,026.14**	**2,006,512.95**
MB34 - MBIA County Cert. of Obligation													
Money Market													
MB34-MBIA CERT OF OBLIGATION 22	AR-0068	Money Market	03/03/22	Open	0.00	10,000,469.41	0.00	10,000,469.41	10,000,000.00	0.00	10,000,000.00	0.00	10,000,469.41
Money Market Total					**0.00**	**10,000,469.41**	**0.00**	**10,000,469.41**	**10,000,000.00**	**0.00**	**10,000,000.00**	**0.00**	**10,000,469.41**
MB34 - MBIA County Cert. of Obligation Total					**0.00**	**10,000,469.41**	**0.00**	**10,000,469.41**	**10,000,000.00**	**0.00**	**10,000,000.00**	**0.00**	**10,000,469.41**
MB18 - MBIA COUNTYS CARES ACT													
State Pool													
MB18-MBIA COUNTY'S CARES ACT	AR-0048	State Pool	05/12/20	Open	43,025,839.30	37,035,668.47	43,025,839.30	37,035,668.47	0.00	0.00	67,000,000.00	43,025,839.30	37,035,668.47
State Pool Total					**43,025,839.30**	**37,035,668.47**	**43,025,839.30**	**37,035,668.47**	**0.00**	**0.00**	**67,000,000.00**	**43,025,839.30**	**37,035,668.47**
MB18 - MBIA COUNTYS CARES ACT Total					**43,025,839.30**	**37,035,668.47**	**43,025,839.30**	**37,035,668.47**	**0.00**	**0.00**	**67,000,000.00**	**43,025,839.30**	**37,035,668.47**
MB24 - MBIA DEBT SERVICE													
State Pool													
MB24-MBIA DEBT SERVICE	AR-0054	State Pool	05/13/20	Open	20,519,622.28	25,525,564.01	20,519,622.28	25,525,564.01	0.00	0.00	21,000,000.00	20,519,622.28	25,525,564.01
State Pool Total					**20,519,622.28**	**25,525,564.01**	**20,519,622.28**	**25,525,564.01**	**0.00**	**0.00**	**21,000,000.00**	**20,519,622.28**	**25,525,564.01**
MB24 - MBIA DEBT SERVICE Total					**20,519,622.28**	**25,525,564.01**	**20,519,622.28**	**25,525,564.01**	**0.00**	**0.00**	**21,000,000.00**	**20,519,622.28**	**25,525,564.01**
MB04 - MBIA DRAINAGE													
State Pool													
MB04-MBIA Drainage	AR-0017	State Pool	11/01/08	Open	11,295,973.74	12,799,003.58	11,295,973.74	12,799,003.58	0.00	0.00	1,267,218.21	11,295,973.74	12,799,003.58
State Pool Total					**11,295,973.74**	**12,799,003.58**	**11,295,973.74**	**12,799,003.58**	**0.00**	**0.00**	**1,267,218.21**	**11,295,973.74**	**12,799,003.58**
MB04 - MBIA DRAINAGE Total					**11,295,973.74**	**12,799,003.58**	**11,295,973.74**	**12,799,003.58**	**0.00**	**0.00**	**1,267,218.21**	**11,295,973.74**	**12,799,003.58**
MB25 - MBIA DRAINAGE DEBT SERVICE													
State Pool													
MB25-MBIA DRAINAGE DEBT SERVICE	AR-0055	State Pool	05/13/20	Open	3,503,746.57	3,504,596.80	3,503,746.57	3,504,596.80	0.00	0.00	1,000,000.00	3,503,746.57	3,504,596.80
State Pool Total					**3,503,746.57**	**3,504,596.80**	**3,503,746.57**	**3,504,596.80**	**0.00**	**0.00**	**1,000,000.00**	**3,503,746.57**	**3,504,596.80**
MB25 - MBIA DRAINAGE DEBT SERVICE Total					**3,503,746.57**	**3,504,596.80**	**3,503,746.57**	**3,504,596.80**	**0.00**	**0.00**	**1,000,000.00**	**3,503,746.57**	**3,504,596.80**
MB26 - MBIA FACILITIES BOND 2018													
State Pool													
MB26-FACILITIES BOND 2018	AR-0056	State Pool	05/13/20	Open	8,039,210.47	8,041,161.32	8,039,210.47	8,041,161.32	0.00	0.00	14,000,000.00	8,039,210.47	8,041,161.32
State Pool Total					**8,039,210.47**	**8,041,161.32**	**8,039,210.47**	**8,041,161.32**	**0.00**	**0.00**	**14,000,000.00**	**8,039,210.47**	**8,041,161.32**
MB26 - MBIA FACILITIES BOND 2018 Total					**8,039,210.47**	**8,041,161.32**	**8,039,210.47**	**8,041,161.32**	**0.00**	**0.00**	**14,000,000.00**	**8,039,210.47**	**8,041,161.32**
MB32 - MBIA FBC ASSIST DIST #11													
Money Market													
MB32-MBIA FBC ASSIST DIST #11	AR-0063	Money Market	03/11/22	Open	0.00	3,000,577.39	0.00	3,000,577.39	3,000,000.00	0.00	3,000,000.00	0.00	3,000,577.39
Money Market Total					**0.00**	**3,000,577.39**	**0.00**	**3,000,577.39**	**3,000,000.00**	**0.00**	**3,000,000.00**	**0.00**	**3,000,577.39**
MB32 - MBIA FBC ASSIST DIST #11 Total					**0.00**	**3,000,577.39**	**0.00**	**3,000,577.39**	**3,000,000.00**	**0.00**	**3,000,000.00**	**0.00**	**3,000,577.39**
MB19 - MBIA FBC ASSIST DIST #2													
State Pool													
MB19-MBIA FBC ASSIST. DIST. #2	AR-0049	State Pool	05/13/20	Open	5,508,452.46	6,509,981.64	5,508,452.46	6,509,981.64	0.00	0.00	2,500,000.00	5,508,452.46	6,509,981.64
State Pool Total					**5,508,452.46**	**6,509,981.64**	**5,508,452.46**	**6,509,981.64**	**0.00**	**0.00**	**2,500,000.00**	**5,508,452.46**	**6,509,981.64**
MB19 - MBIA FBC ASSIST DIST #2 Total					**5,508,452.46**	**6,509,981.64**	**5,508,452.46**	**6,509,981.64**	**0.00**	**0.00**	**2,500,000.00**	**5,508,452.46**	**6,509,981.64**
MB20 - MBIA FBC ASSIST DIST #4													
State Pool													
MB20- MBIA FBC ASSIST. DIST. #4	AR-0050	State Pool	05/13/20	Open	1,253,766.42	1,254,070.69	1,253,766.42	1,254,070.69	0.00	0.00	1,250,000.00	1,253,766.42	1,254,070.69

Portfolio Position
Ft. Bend County
Effective Interest - Actual Life
Receipts in Period
03/01/22 - 03/31/22

CUSIP	Invest Number	Security Description	Purchase Date	Call Date	Par Value On 03/01/22	Par Value On 03/31/22	Market Val On 03/01/22	Market Val On 03/31/22	Purchase Cost	Sales Proceeds	Original Princ/Cost	Amor Value On 03/01/22	Amor Value On 03/31/22
State Pool Total					**1,253,766.42**	**1,254,070.69**	**1,253,766.42**	**1,254,070.69**	**0.00**	**0.00**	**1,250,000.00**	**1,253,766.42**	**1,254,070.69**
MB20 - MBIA FBC ASSIST DIST #4 Total					**1,253,766.42**	**1,254,070.69**	**1,253,766.42**	**1,254,070.69**	**0.00**	**0.00**	**1,250,000.00**	**1,253,766.42**	**1,254,070.69**
MB37 - MBIA FBC ASSIST DIST #7													
Money Market													
MB37-MBIA FBC ASSIST DIST #7	AR-0066	Money Market	03/14/22	Open	0.00	1,000,173.48	0.00	1,000,173.48	1,000,000.00	0.00	1,000,000.00	0.00	1,000,173.48
Money Market Total					**0.00**	**1,000,173.48**	**0.00**	**1,000,173.48**	**1,000,000.00**	**0.00**	**1,000,000.00**	**0.00**	**1,000,173.48**
MB37 - MBIA FBC ASSIST DIST #7 Total					**0.00**	**1,000,173.48**	**0.00**	**1,000,173.48**	**1,000,000.00**	**0.00**	**1,000,000.00**	**0.00**	**1,000,173.48**
MB31 - MBIA FBC ASSIST DIST #9													
Money Market													
MB31-MBIA FBC ASSIST DIST #9	AR-0062	Money Market	03/11/22	Open	0.00	2,000,384.91	0.00	2,000,384.91	2,000,000.00	0.00	2,000,000.00	0.00	2,000,384.91
Money Market Total					**0.00**	**2,000,384.91**	**0.00**	**2,000,384.91**	**2,000,000.00**	**0.00**	**2,000,000.00**	**0.00**	**2,000,384.91**
MB31 - MBIA FBC ASSIST DIST #9 Total					**0.00**	**2,000,384.91**	**0.00**	**2,000,384.91**	**2,000,000.00**	**0.00**	**2,000,000.00**	**0.00**	**2,000,384.91**
MB36 - MBIA FEE OFFICER													
Money Market													
MB36-MBIA FEE OFFICER	AR-0065	Money Market	03/14/22	Open	0.00	2,000,420.55	0.00	2,000,420.55	3,000,000.00	0.00	3,000,000.00	0.00	2,000,420.55
Money Market Total					**0.00**	**2,000,420.55**	**0.00**	**2,000,420.55**	**3,000,000.00**	**0.00**	**3,000,000.00**	**0.00**	**2,000,420.55**
MB36 - MBIA FEE OFFICER Total					**0.00**	**2,000,420.55**	**0.00**	**2,000,420.55**	**3,000,000.00**	**0.00**	**3,000,000.00**	**0.00**	**2,000,420.55**
MB30 - MBIA Flood Proj Drainage 20													
State Pool													
MB30-MBIA FLOOD PRO DRAINAGE 20	AR-0061	State Pool	08/02/21	Open	14,005,092.42	16,008,875.92	14,005,092.42	16,008,875.92	0.00	0.00	10,000,000.00	14,005,092.42	16,008,875.92
State Pool Total					**14,005,092.42**	**16,008,875.92**	**14,005,092.42**	**16,008,875.92**	**0.00**	**0.00**	**10,000,000.00**	**14,005,092.42**	**16,008,875.92**
MB30 - MBIA Flood Proj Drainage 20 Total					**14,005,092.42**	**16,008,875.92**	**14,005,092.42**	**16,008,875.92**	**0.00**	**0.00**	**10,000,000.00**	**14,005,092.42**	**16,008,875.92**
MB02 - MBIA GENERAL													
State Pool													
MB02-MBIA General	AR-0015	State Pool	11/01/08	Open	59,065,957.87	59,080,291.21	59,065,957.87	59,080,291.21	0.00	0.00	17,374,917.83	59,065,957.87	59,080,291.21
State Pool Total					**59,065,957.87**	**59,080,291.21**	**59,065,957.87**	**59,080,291.21**	**0.00**	**0.00**	**17,374,917.83**	**59,065,957.87**	**59,080,291.21**
MB02 - MBIA GENERAL Total					**59,065,957.87**	**59,080,291.21**	**59,065,957.87**	**59,080,291.21**	**0.00**	**0.00**	**17,374,917.83**	**59,065,957.87**	**59,080,291.21**
MB23 - MBIA JUVENILE													
State Pool													
MB23-MBIA JUVENILE	AR-0053	State Pool	05/13/20	Open	13,003,941.16	13,007,096.81	13,003,941.16	13,007,096.81	0.00	0.00	8,000,000.00	13,003,941.16	13,007,096.81
State Pool Total					**13,003,941.16**	**13,007,096.81**	**13,003,941.16**	**13,007,096.81**	**0.00**	**0.00**	**8,000,000.00**	**13,003,941.16**	**13,007,096.81**
MB23 - MBIA JUVENILE Total					**13,003,941.16**	**13,007,096.81**	**13,003,941.16**	**13,007,096.81**	**0.00**	**0.00**	**8,000,000.00**	**13,003,941.16**	**13,007,096.81**
MB33 - MBIA MOBILITY 2020 PROJECTS													
Money Market													
MB33-MBIA MOBILITY 2020 PROJECT	AR-0064	Money Market	03/11/22	Open	0.00	7,000,910.67	0.00	7,000,910.67	4,000,000.00	0.00	4,000,000.00	0.00	7,000,910.67
Money Market Total					**0.00**	**7,000,910.67**	**0.00**	**7,000,910.67**	**4,000,000.00**	**0.00**	**4,000,000.00**	**0.00**	**7,000,910.67**
MB33 - MBIA MOBILITY 2020 PROJECTS Total					**0.00**	**7,000,910.67**	**0.00**	**7,000,910.67**	**4,000,000.00**	**0.00**	**4,000,000.00**	**0.00**	**7,000,910.67**
MB35 - MBIA Mobility Projects													
Money Market													
MB35-MBIA MOBILITY PROJ. 2022	AR-0069	Money Market	03/28/22	Open	0.00	15,000,704.14	0.00	15,000,704.14	15,000,000.00	0.00	15,000,000.00	0.00	15,000,704.14
Money Market Total					**0.00**	**15,000,704.14**	**0.00**	**15,000,704.14**	**15,000,000.00**	**0.00**	**15,000,000.00**	**0.00**	**15,000,704.14**
MB35 - MBIA Mobility Projects Total					**0.00**	**15,000,704.14**	**0.00**	**15,000,704.14**	**15,000,000.00**	**0.00**	**15,000,000.00**	**0.00**	**15,000,704.14**
MB03 - MBIA ROAD & BRIDGE													
State Pool													
MB03-MBIA Road & Bridge	AR-0016	State Pool	11/01/08	Open	3,578,281.76	4,079,338.92	3,578,281.76	4,079,338.92	0.00	0.00	2,856,438.24	3,578,281.76	4,079,338.92
State Pool Total					**3,578,281.76**	**4,079,338.92**	**3,578,281.76**	**4,079,338.92**	**0.00**	**0.00**	**2,856,438.24**	**3,578,281.76**	**4,079,338.92**
MB03 - MBIA ROAD & BRIDGE Total					**3,578,281.76**	**4,079,338.92**	**3,578,281.76**	**4,079,338.92**	**0.00**	**0.00**	**2,856,438.24**	**3,578,281.76**	**4,079,338.92**
MB29 - MBIA Sr Lien 2021													
State Pool													

Portfolio Position
Ft. Bend County
Effective Interest - Actual Life
Receipts in Period
03/01/22 - 03/31/22

CUSIP	Invest Number	Security Description	Purchase Date	Call Date	Par Value On 03/01/22	Par Value On 03/31/22	Market Val On 03/01/22	Market Val On 03/31/22	Purchase Cost	Sales Proceeds	Original Princ/Cost	Amor Value On 03/01/22	Amor Value On 03/31/22
MB29-MBIA SR LIEN TOLL RD 2021	AR-0060	State Pool	08/02/21	Open	69,027,670.06	67,544,062.48	69,027,670.06	67,544,062.48	0.00	0.00	68,000,000.00	69,027,670.06	67,544,062.48
State Pool Total					**69,027,670.06**	**67,544,062.48**	**69,027,670.06**	**67,544,062.48**	**0.00**	**0.00**	**68,000,000.00**	**69,027,670.06**	**67,544,062.48**
MB29 - MBIA Sr Lien 2021 Total					**69,027,670.06**	**67,544,062.48**	**69,027,670.06**	**67,544,062.48**	**0.00**	**0.00**	**68,000,000.00**	**69,027,670.06**	**67,544,062.48**
MB06 - MBIA TOLL RD OPERATIONS													
State Pool													
MB06-MBIA Toll Rd. Operations	AR-0019	State Pool	11/01/08	Open	74,020,071.98	66,036,651.00	74,020,071.98	66,036,651.00	0.00	0.00	3,143,377.27	74,020,071.98	66,036,651.00
State Pool Total					**74,020,071.98**	**66,036,651.00**	**74,020,071.98**	**66,036,651.00**	**0.00**	**0.00**	**3,143,377.27**	**74,020,071.98**	**66,036,651.00**
MB06 - MBIA TOLL RD OPERATIONS Total					**74,020,071.98**	**66,036,651.00**	**74,020,071.98**	**66,036,651.00**	**0.00**	**0.00**	**3,143,377.27**	**74,020,071.98**	**66,036,651.00**
MB27 - MBIA TX HERITAGE PARKWAY 2020													
State Pool													
MB27-MBIA TX HERITAGE PARKWAY	AR-0057	State Pool	05/13/20	Open	3,010,018.80	3,010,749.24	3,010,018.80	3,010,749.24	0.00	0.00	17,000,000.00	3,010,018.80	3,010,749.24
State Pool Total					**3,010,018.80**	**3,010,749.24**	**3,010,018.80**	**3,010,749.24**	**0.00**	**0.00**	**17,000,000.00**	**3,010,018.80**	**3,010,749.24**
MB27 - MBIA TX HERITAGE PARKWAY 2020 Total					**3,010,018.80**	**3,010,749.24**	**3,010,018.80**	**3,010,749.24**	**0.00**	**0.00**	**17,000,000.00**	**3,010,018.80**	**3,010,749.24**
MB28 - MBIAGrand Parkway 2021													
State Pool													
MB28-MBIA GRAND PARKWAY 2021	AR-0059	State Pool	08/02/21	Open	30,012,137.66	30,019,420.60	30,012,137.66	30,019,420.60	0.00	0.00	25,000,000.00	30,012,137.66	30,019,420.60
State Pool Total					**30,012,137.66**	**30,019,420.60**	**30,012,137.66**	**30,019,420.60**	**0.00**	**0.00**	**25,000,000.00**	**30,012,137.66**	**30,019,420.60**
MB28 - MBIAGrand Parkway 2021 Total					**30,012,137.66**	**30,019,420.60**	**30,012,137.66**	**30,019,420.60**	**0.00**	**0.00**	**25,000,000.00**	**30,012,137.66**	**30,019,420.60**
802 - Sr Lien 2016													
State Pool													
MB17 - SR LIEN BOND 2016	AR-0046	State Pool	12/09/16	Open	6,022,133.65	7,023,641.97	6,022,133.65	7,023,641.97	0.00	0.00	35,000,000.00	6,022,133.65	7,023,641.97
State Pool Total					**6,022,133.65**	**7,023,641.97**	**6,022,133.65**	**7,023,641.97**	**0.00**	**0.00**	**35,000,000.00**	**6,022,133.65**	**7,023,641.97**
802 - Sr Lien 2016 Total					**6,022,133.65**	**7,023,641.97**	**6,022,133.65**	**7,023,641.97**	**0.00**	**0.00**	**35,000,000.00**	**6,022,133.65**	**7,023,641.97**
TT05 - TEXAS TERM DRAINAGE													
State Pool													
TT05-TX TERM Drainage	AR-0027	State Pool	11/01/08	Open	354.55	354.59	354.55	354.59	0.00	0.00	109,774.61	354.55	354.59
State Pool Total					**354.55**	**354.59**	**354.55**	**354.59**	**0.00**	**0.00**	**109,774.61**	**354.55**	**354.59**
TT05 - TEXAS TERM DRAINAGE Total					**354.55**	**354.59**	**354.55**	**354.59**	**0.00**	**0.00**	**109,774.61**	**354.55**	**354.59**
TT00 - TEXAS TERM GENERAL													
State Pool													
TT00-TX TERM General	AR-0022	State Pool	11/01/08	Open	1,071.93	1,072.06	1,071.93	1,072.06	0.00	0.00	10,006,437.87	1,071.93	1,072.06
State Pool Total					**1,071.93**	**1,072.06**	**1,071.93**	**1,072.06**	**0.00**	**0.00**	**10,006,437.87**	**1,071.93**	**1,072.06**
TT00 - TEXAS TERM GENERAL Total					**1,071.93**	**1,072.06**	**1,071.93**	**1,072.06**	**0.00**	**0.00**	**10,006,437.87**	**1,071.93**	**1,072.06**
TT04 - TEXAS TERM ROAD & BRIDGE													
State Pool													
TT04-TX TERM Road & Bridge	AR-0026	State Pool	11/01/08	Open	1,068.76	1,068.89	1,068.76	1,068.89	0.00	0.00	10,463.28	1,068.76	1,068.89
State Pool Total					**1,068.76**	**1,068.89**	**1,068.76**	**1,068.89**	**0.00**	**0.00**	**10,463.28**	**1,068.76**	**1,068.89**
TT04 - TEXAS TERM ROAD & BRIDGE Total					**1,068.76**	**1,068.89**	**1,068.76**	**1,068.89**	**0.00**	**0.00**	**10,463.28**	**1,068.76**	**1,068.89**
TT02 - TEXAS TERM TOLL OPERATIONS													
State Pool													
TT02-TX TERM Toll Rd. Operation	AR-0024	State Pool	11/01/08	Open	1,070.71	1,070.84	1,070.71	1,070.84	0.00	0.00	0.00	1,070.71	1,070.84
State Pool Total					**1,070.71**	**1,070.84**	**1,070.71**	**1,070.84**	**0.00**	**0.00**	**0.00**	**1,070.71**	**1,070.84**
TT02 - TEXAS TERM TOLL OPERATIONS Total					**1,070.71**	**1,070.84**	**1,070.71**	**1,070.84**	**0.00**	**0.00**	**0.00**	**1,070.71**	**1,070.84**
09 - Temporary Holding													
Money Market													
Cadence-Money Market Accts	AR-0058	Money Market	01/31/21	Open	131,659,486.84	124,437,973.69	131,659,486.84	124,437,973.69	0.00	0.00	210,194,488.52	131,659,486.84	124,437,973.69
Money Market Total					**131,659,486.84**	**124,437,973.69**	**131,659,486.84**	**124,437,973.69**	**0.00**	**0.00**	**210,194,488.52**	**131,659,486.84**	**124,437,973.69**
09 - Temporary Holding Total					**131,659,486.84**	**124,437,973.69**	**131,659,486.84**	**124,437,973.69**	**0.00**	**0.00**	**210,194,488.52**	**131,659,486.84**	**124,437,973.69**
Combined Port													

Portfolio Position
Ft. Bend County
Effective Interest - Actual Life
Receipts in Period
03/01/22 - 03/31/22

CUSIP	Invest Number	Security Description	Purchase Date	Call Date	Par Value On 03/01/22	Par Value On 03/31/22	Market Val On 03/01/22	Market Val On 03/31/22	Purchase Cost	Sales Proceeds	Original Princ/Cost	Amor Value On 03/01/22	Amor Value On 03/31/22
Money Market													
Cadence-Money Market Accts	AR-0058	Money Market	01/31/21	Open	131,659,486.84	124,437,973.69	131,659,486.84	124,437,973.69	0.00	0.00	210,194,488.52	131,659,486.84	124,437,973.69
MB31-MBIA FBC ASSIST DIST #9	AR-0062	Money Market	03/11/22	Open	0.00	2,000,384.91	0.00	2,000,384.91	2,000,000.00	0.00	2,000,000.00	0.00	2,000,384.91
MB32-MBIA FBC ASSIST DIST #11	AR-0063	Money Market	03/11/22	Open	0.00	3,000,577.39	0.00	3,000,577.39	3,000,000.00	0.00	3,000,000.00	0.00	3,000,577.39
MB33-MBIA MOBILITY 2020 PROJECT	AR-0064	Money Market	03/11/22	Open	0.00	7,000,910.67	0.00	7,000,910.67	4,000,000.00	0.00	4,000,000.00	0.00	7,000,910.67
MB34-MBIA CERT OF OBLIGATION 22	AR-0068	Money Market	03/03/22	Open	0.00	10,000,469.41	0.00	10,000,469.41	10,000,000.00	0.00	10,000,000.00	0.00	10,000,469.41
MB35-MBIA MOBILITY PROJ. 2022	AR-0069	Money Market	03/28/22	Open	0.00	15,000,704.14	0.00	15,000,704.14	15,000,000.00	0.00	15,000,000.00	0.00	15,000,704.14
MB36-MBIA FEE OFFICER	AR-0065	Money Market	03/14/22	Open	0.00	2,000,420.55	0.00	2,000,420.55	3,000,000.00	0.00	3,000,000.00	0.00	2,000,420.55
MB37-MBIA FBC ASSIST DIST #7	AR-0066	Money Market	03/14/22	Open	0.00	1,000,173.48	0.00	1,000,173.48	1,000,000.00	0.00	1,000,000.00	0.00	1,000,173.48
MB38-MBIA 2020A FBC TAX NOTE	AR-0067	Money Market	03/14/22	Open	0.00	2,000,346.93	0.00	2,000,346.93	2,000,000.00	0.00	2,000,000.00	0.00	2,000,346.93
Money Market Total					**131,659,486.84**	**166,441,961.17**	**131,659,486.84**	**166,441,961.17**	**40,000,000.00**	**0.00**	**250,194,488.52**	**131,659,486.84**	**166,441,961.17**
State Pool													
LO10-LOGIC-COUNTY'S CARE ACT	AR-0047	State Pool	05/12/20	Open	6,005,436.24	6,006,707.84	6,005,436.24	6,006,707.84	0.00	0.00	67,000,000.00	6,005,436.24	6,006,707.84
LOG1-Logic- General	AR-0028	State Pool	11/10/08	Open	125,757,466.88	125,784,094.64	125,757,466.88	125,784,094.64	0.00	0.00	10,000,000.00	125,757,466.88	125,784,094.64
LOG2-Logic-Toll Rd.Operations	AR-0029	State Pool	11/10/08	Open	40,138,953.62	40,147,452.59	40,138,953.62	40,147,452.59	0.00	0.00	2,000,000.00	40,138,953.62	40,147,452.59
LOG5-Logic-Drainage	AR-0032	State Pool	11/10/08	Open	8,023,332.51	8,025,031.35	8,023,332.51	8,025,031.35	0.00	0.00	500,000.00	8,023,332.51	8,025,031.35
LOG8-Logic-Road & Bridge	AR-0035	State Pool	11/10/08	Open	10,525,475.85	10,527,704.52	10,525,475.85	10,527,704.52	0.00	0.00	1,000,000.00	10,525,475.85	10,527,704.52
MB02-MBIA General	AR-0015	State Pool	11/01/08	Open	59,065,957.87	59,080,291.21	59,065,957.87	59,080,291.21	0.00	0.00	17,374,917.83	59,065,957.87	59,080,291.21
MB03-MBIA Road & Bridge	AR-0016	State Pool	11/01/08	Open	3,578,281.76	4,079,338.92	3,578,281.76	4,079,338.92	0.00	0.00	2,856,438.24	3,578,281.76	4,079,338.92
MB04-MBIA Drainage	AR-0017	State Pool	11/01/08	Open	11,295,973.74	12,799,003.58	11,295,973.74	12,799,003.58	0.00	0.00	1,267,218.21	11,295,973.74	12,799,003.58
MB06-MBIA Toll Rd. Operations	AR-0019	State Pool	11/01/08	Open	74,020,071.98	66,036,651.00	74,020,071.98	66,036,651.00	0.00	0.00	3,143,377.27	74,020,071.98	66,036,651.00
MB12-MBIA ESD 100 AGREEMENT	AR-0041	State Pool	08/31/16	Open	5,992,357.11	5,993,811.23	5,992,357.11	5,993,811.23	0.00	0.00	3,900,000.00	5,992,357.11	5,993,811.23
MB13-MBIA ASSISTANCE DIST #1	AR-0042	State Pool	08/31/16	Open	7,002,042.98	8,003,934.59	7,002,042.98	8,003,934.59	0.00	0.00	10,000,000.00	7,002,042.98	8,003,934.59
MB14-MBIA GR PARKWAY OPERATIONS	AR-0043	State Pool	08/31/16	Open	46,927,595.06	44,138,364.31	46,927,595.06	44,138,364.31	0.00	0.00	8,500,000.00	46,927,595.06	44,138,364.31
MB17 - SR LIEN BOND 2016	AR-0046	State Pool	12/09/16	Open	6,022,133.65	7,023,641.97	6,022,133.65	7,023,641.97	0.00	0.00	35,000,000.00	6,022,133.65	7,023,641.97
MB18-MBIA COUNTY'S CARES ACT	AR-0048	State Pool	05/12/20	Open	43,025,839.30	37,035,668.47	43,025,839.30	37,035,668.47	0.00	0.00	67,000,000.00	43,025,839.30	37,035,668.47
MB19-MBIA FBC ASSIST. DIST. #2	AR-0049	State Pool	05/13/20	Open	5,508,452.46	6,509,981.64	5,508,452.46	6,509,981.64	0.00	0.00	2,500,000.00	5,508,452.46	6,509,981.64
MB20- MBIA FBC ASSIST. DIST. #4	AR-0050	State Pool	05/13/20	Open	1,253,766.42	1,254,070.69	1,253,766.42	1,254,070.69	0.00	0.00	1,250,000.00	1,253,766.42	1,254,070.69
MB21-MBIA FBC ASSIST. DIST. #6	AR-0051	State Pool	05/13/20	Open	2,006,026.14	2,006,512.95	2,006,026.14	2,006,512.95	0.00	0.00	2,000,000.00	2,006,026.14	2,006,512.95
MB23-MBIA JUVENILE	AR-0053	State Pool	05/13/20	Open	13,003,941.16	13,007,096.81	13,003,941.16	13,007,096.81	0.00	0.00	8,000,000.00	13,003,941.16	13,007,096.81
MB24-MBIA DEBT SERVICE	AR-0054	State Pool	05/13/20	Open	20,519,622.28	25,525,564.01	20,519,622.28	25,525,564.01	0.00	0.00	21,000,000.00	20,519,622.28	25,525,564.01
MB25-MBIA DRAINAGE DEBT SERVICE	AR-0055	State Pool	05/13/20	Open	3,503,746.57	3,504,596.80	3,503,746.57	3,504,596.80	0.00	0.00	1,000,000.00	3,503,746.57	3,504,596.80
MB26-FACILITIES BOND 2018	AR-0056	State Pool	05/13/20	Open	8,039,210.47	8,041,161.32	8,039,210.47	8,041,161.32	0.00	0.00	14,000,000.00	8,039,210.47	8,041,161.32
MB27-MBIA TX HERITAGE PARKWAY	AR-0057	State Pool	05/13/20	Open	3,010,018.80	3,010,749.24	3,010,018.80	3,010,749.24	0.00	0.00	17,000,000.00	3,010,018.80	3,010,749.24
MB28-MBIA GRAND PARKWAY 2021	AR-0059	State Pool	08/02/21	Open	30,012,137.66	30,019,420.60	30,012,137.66	30,019,420.60	0.00	0.00	25,000,000.00	30,012,137.66	30,019,420.60
MB29-MBIA SR LIEN TOLL RD 2021	AR-0060	State Pool	08/02/21	Open	69,027,670.06	67,544,062.48	69,027,670.06	67,544,062.48	0.00	0.00	68,000,000.00	69,027,670.06	67,544,062.48
MB30-MBIA FLOOD PRO DRAINAGE 20	AR-0061	State Pool	08/02/21	Open	14,005,092.42	16,008,875.92	14,005,092.42	16,008,875.92	0.00	0.00	10,000,000.00	14,005,092.42	16,008,875.92
TT00-TX TERM General	AR-0022	State Pool	11/01/08	Open	1,071.93	1,072.06	1,071.93	1,072.06	0.00	0.00	10,006,437.87	1,071.93	1,072.06
TT02-TX TERM Toll Rd. Operation	AR-0024	State Pool	11/01/08	Open	1,070.71	1,070.84	1,070.71	1,070.84	0.00	0.00	0.00	1,070.71	1,070.84
TT04-TX TERM Road & Bridge	AR-0026	State Pool	11/01/08	Open	1,068.76	1,068.89	1,068.76	1,068.89	0.00	0.00	10,463.28	1,068.76	1,068.89
TT05-TX TERM Drainage	AR-0027	State Pool	11/01/08	Open	354.55	354.59	354.55	354.59	0.00	0.00	109,774.61	354.55	354.59
State Pool Total					**617,274,168.94**	**611,117,355.06**	**617,274,168.94**	**611,117,355.06**	**0.00**	**0.00**	**409,418,627.31**	**617,274,168.94**	**611,117,355.06**
Combined Port Total					**748,933,655.78**	**777,559,316.23**	**748,933,655.78**	**777,559,316.23**	**40,000,000.00**	**0.00**	**659,613,115.83**	**748,933,655.78**	**777,559,316.23**

Earnings and Yields Summary

Ft. Bend County

Effective Interest - Actual Life
Receipts in Period
03/01/22 - 03/31/22

Security Description	03/01/22 03/07/22	03/08/22 03/14/22	03/15/22 03/21/22	03/22/22 03/28/22	03/29/22 03/31/22	03/01/22 03/31/22
Combined Port						
Money Market	1,508.36	1,903.54	2,457.10	2,562.33	1,882.02	10,313.35
State Pool	31,018.47	31,467.40	31,034.31	30,653.49	19,012.45	143,186.12
Port Total	**32,526.83**	**33,370.94**	**33,491.41**	**33,215.82**	**20,894.47**	**153,499.47**
Combined Port						
Money Market	0.0567	0.0672	0.0818	0.0844	0.1337	0.0797
State Pool	0.2626	0.2628	0.2627	0.2627	0.3782	0.2738
Port Total	**0.2247**	**0.2254**	**0.2260**	**0.2258**	**0.3247**	**0.2353**

Maturity Aging
Ft. Bend County
Effective Interest - Actual Life
Receipts in Period
03/31/22

CUSIP	Invest Number	Security Description	Purchase Date	Days to Maturity	Yield Matur
Cash / Money Market					
Cadence-Money Market Accts	AR-0058	Money Market	01/31/21	0	0.0700
LO10-LOGIC-COUNTY'S CARE ACT	AR-0047	State Pool	05/12/20	0	0.2493
LOG1-Logic- General	AR-0028	State Pool	11/10/08	0	0.2493
LOG2-Logic-Toll Rd.Operations	AR-0029	State Pool	11/10/08	0	0.2493
LOG5-Logic-Drainage	AR-0032	State Pool	11/10/08	0	0.2493
LOG8-Logic-Road & Bridge	AR-0035	State Pool	11/10/08	0	0.2493
MB02-MBIA General	AR-0015	State Pool	11/01/08	0	0.2857
MB03-MBIA Road & Bridge	AR-0016	State Pool	11/01/08	0	0.2857
MB04-MBIA Drainage	AR-0017	State Pool	11/01/08	0	0.2857
MB06-MBIA Toll Rd. Operations	AR-0019	State Pool	11/01/08	0	0.2857
MB12-MBIA ESD 100 AGREEMENT	AR-0041	State Pool	08/31/16	0	0.2857
MB13-MBIA ASSISTANCE DIST #1	AR-0042	State Pool	08/31/16	0	0.2857
MB14-MBIA GR PARKWAY OPERATIONS	AR-0043	State Pool	08/31/16	0	0.2857
MB17 - SR LIEN BOND 2016	AR-0046	State Pool	12/09/16	0	0.2857
MB18-MBIA COUNTY'S CARES ACT	AR-0048	State Pool	05/12/20	0	0.2857
MB19-MBIA FBC ASSIST. DIST. #2	AR-0049	State Pool	05/13/20	0	0.2857
MB20- MBIA FBC ASSIST. DIST. #4	AR-0050	State Pool	05/13/20	0	0.2857
MB21-MBIA FBC ASSIST. DIST. #6	AR-0051	State Pool	05/13/20	0	0.2857
MB23-MBIA JUVENILE	AR-0053	State Pool	05/13/20	0	0.2857
MB24-MBIA DEBT SERVICE	AR-0054	State Pool	05/13/20	0	0.2857
MB25-MBIA DRAINAGE DEBT SERVICE	AR-0055	State Pool	05/13/20	0	0.2857
MB26-FACILITIES BOND 2018	AR-0056	State Pool	05/13/20	0	0.2857
MB27-MBIA TX HERITAGE PARKWAY	AR-0057	State Pool	05/13/20	0	0.2857
MB28-MBIA GRAND PARKWAY 2021	AR-0059	State Pool	08/02/21	0	0.2857
MB29-MBIA SR LIEN TOLL RD 2021	AR-0060	State Pool	08/02/21	0	0.2857
MB30-MBIA FLOOD PRO DRAINAGE 20	AR-0061	State Pool	08/02/21	0	0.2857
MB31-MBIA FBC ASSIST DIST #9	AR-0062	Money Market	03/11/22	0	0.2857
MB32-MBIA FBC ASSIST DIST #11	AR-0063	Money Market	03/11/22	0	0.2857
MB33-MBIA MOBILITY 2020 PROJECT	AR-0064	Money Market	03/11/22	0	0.2857
MB34-MBIA CERT OF OBLIGATION 22	AR-0068	Money Market	03/03/22	0	0.2857
MB35-MBIA MOBILITY PROJ. 2022	AR-0069	Money Market	03/28/22	0	0.2857
MB36-MBIA FEE OFFICER	AR-0065	Money Market	03/14/22	0	0.2857
MB37-MBIA FBC ASSIST DIST #7	AR-0066	Money Market	03/14/22	0	0.2857
MB38-MBIA 2020A FBC TAX NOTE	AR-0067	Money Market	03/14/22	0	0.2857
TT00-TX TERM General	AR-0022	State Pool	11/01/08	0	0.1400
TT02-TX TERM Toll Rd. Operation	AR-0024	State Pool	11/01/08	0	0.1400
TT04-TX TERM Road & Bridge	AR-0026	State Pool	11/01/08	0	0.1400
TT05-TX TERM Drainage	AR-0027	State Pool	11/01/08	0	0.1400
Cash / Money Market Total				**0**	**0.2423**
Investment Total				**0**	**0.2423**

Activity Statement
Ft. Bend County
Effective Interest - Actual Life
Receipts in Period
03/01/22 - 03/31/22

Purchase Date	Sale Date	CUSIP	Invest Number	Security Description	Amor Value On 03/01/22	Changes In Principal	Purchase Cost	Sales Proceeds	Purchased Interest	Int/Div Rec In the Perd	Amor Value On 03/31/22
Money Market											
01/31/21	Open	Cadence-Money Market Accts	AR-0058	Money Market	131,659,486.84	-7,221,513.15	0.00	0.00	0.00	6,325.87	124,437,973.69
03/11/22	Open	MB31-MBIA FBC ASSIST DIST #9	AR-0062	Money Market	0.00	384.91	2,000,000.00	0.00	0.00	384.91	2,000,384.91
03/11/22	Open	MB32-MBIA FBC ASSIST DIST #11	AR-0063	Money Market	0.00	577.39	3,000,000.00	0.00	0.00	577.39	3,000,577.39
03/11/22	Open	MB33-MBIA MOBILITY 2020 PROJECT	AR-0064	Money Market	0.00	3,000,910.67	4,000,000.00	0.00	0.00	910.67	7,000,910.67
03/14/22	Open	MB36-MBIA FEE OFFICER	AR-0065	Money Market	0.00	-999,579.45	3,000,000.00	0.00	0.00	420.55	2,000,420.55
03/14/22	Open	MB37-MBIA FBC ASSIST DIST #7	AR-0066	Money Market	0.00	173.48	1,000,000.00	0.00	0.00	173.48	1,000,173.48
03/14/22	Open	MB38-MBIA 2020A FBC TAX NOTE	AR-0067	Money Market	0.00	346.93	2,000,000.00	0.00	0.00	346.93	2,000,346.93
03/03/22	Open	MB34-MBIA CERT OF OBLIGATION 22	AR-0068	Money Market	0.00	469.41	10,000,000.00	0.00	0.00	469.41	10,000,469.41
03/28/22	Open	MB35-MBIA MOBILITY PROJ. 2022	AR-0069	Money Market	0.00	704.14	15,000,000.00	0.00	0.00	704.14	15,000,704.14
Money Market Total					**131,659,486.84**	**-5,217,525.67**	**40,000,000.00**	**0.00**	**0.00**	**10,313.35**	**166,441,961.17**
State Pool											
11/01/08	Open	MB02-MBIA General	AR-0015	State Pool	59,065,957.87	14,333.34	0.00	0.00	0.00	14,333.34	59,080,291.21
11/01/08	Open	MB03-MBIA Road & Bridge	AR-0016	State Pool	3,578,281.76	501,057.16	0.00	0.00	0.00	1,057.16	4,079,338.92
11/01/08	Open	MB04-MBIA Drainage	AR-0017	State Pool	11,295,973.74	1,503,029.84	0.00	0.00	0.00	3,029.84	12,799,003.58
11/01/08	Open	MB06-MBIA Toll Rd. Operations	AR-0019	State Pool	74,020,071.98	-7,983,420.98	0.00	0.00	0.00	16,579.02	66,036,651.00
11/01/08	Open	TT00-TX TERM General	AR-0022	State Pool	1,071.93	0.13	0.00	0.00	0.00	0.13	1,072.06
11/01/08	Open	TT02-TX TERM Toll Rd. Operation	AR-0024	State Pool	1,070.71	0.13	0.00	0.00	0.00	0.13	1,070.84
11/01/08	Open	TT04-TX TERM Road & Bridge	AR-0026	State Pool	1,068.76	0.13	0.00	0.00	0.00	0.13	1,068.89
11/01/08	Open	TT05-TX TERM Drainage	AR-0027	State Pool	354.55	0.04	0.00	0.00	0.00	0.04	354.59
11/10/08	Open	LOG1-Logic- General	AR-0028	State Pool	125,757,466.88	26,627.76	0.00	0.00	0.00	26,627.76	125,784,094.64
11/10/08	Open	LOG2-Logic-Toll Rd.Operations	AR-0029	State Pool	40,138,953.62	8,498.97	0.00	0.00	0.00	8,498.97	40,147,452.59
11/10/08	Open	LOG5-Logic-Drainage	AR-0032	State Pool	8,023,332.51	1,698.84	0.00	0.00	0.00	1,698.84	8,025,031.35
11/10/08	Open	LOG8-Logic-Road & Bridge	AR-0035	State Pool	10,525,475.85	2,228.67	0.00	0.00	0.00	2,228.67	10,527,704.52
08/31/16	Open	MB12-MBIA ESD 100 AGREEMENT	AR-0041	State Pool	5,992,357.11	1,454.12	0.00	0.00	0.00	1,454.12	5,993,811.23
08/31/16	Open	MB13-MBIA ASSISTANCE DIST #1	AR-0042	State Pool	7,002,042.98	1,001,891.61	0.00	0.00	0.00	1,891.61	8,003,934.59
08/31/16	Open	MB14-MBIA GR PARKWAY OPERATIONS	AR-0043	State Pool	46,927,595.06	-2,789,230.75	0.00	0.00	0.00	10,769.25	44,138,364.31
12/09/16	Open	MB17 - SR LIEN BOND 2016	AR-0046	State Pool	6,022,133.65	1,001,508.32	0.00	0.00	0.00	1,508.32	7,023,641.97
05/12/20	Open	LO10-LOGIC-COUNTY'S CARE ACT	AR-0047	State Pool	6,005,436.24	1,271.60	0.00	0.00	0.00	1,271.60	6,006,707.84
05/12/20	Open	MB18-MBIA COUNTY'S CARES ACT	AR-0048	State Pool	43,025,839.30	-5,990,170.83	0.00	0.00	0.00	9,829.17	37,035,668.47
05/13/20	Open	MB19-MBIA FBC ASSIST. DIST. #2	AR-0049	State Pool	5,508,452.46	1,001,529.18	0.00	0.00	0.00	1,529.18	6,509,981.64
05/13/20	Open	MB20- MBIA FBC ASSIST. DIST. #4	AR-0050	State Pool	1,253,766.42	304.27	0.00	0.00	0.00	304.27	1,254,070.69
05/13/20	Open	MB21-MBIA FBC ASSIST. DIST. #6	AR-0051	State Pool	2,006,026.14	486.81	0.00	0.00	0.00	486.81	2,006,512.95
05/13/20	Open	MB23-MBIA JUVENILE	AR-0053	State Pool	13,003,941.16	3,155.65	0.00	0.00	0.00	3,155.65	13,007,096.81
05/13/20	Open	MB24-MBIA DEBT SERVICE	AR-0054	State Pool	20,519,622.28	5,005,941.73	0.00	0.00	0.00	5,941.73	25,525,564.01
05/13/20	Open	MB25-MBIA DRAINAGE DEBT SERVICE	AR-0055	State Pool	3,503,746.57	850.23	0.00	0.00	0.00	850.23	3,504,596.80
05/13/20	Open	MB26-FACILITIES BOND 2018	AR-0056	State Pool	8,039,210.47	1,950.85	0.00	0.00	0.00	1,950.85	8,041,161.32
05/13/20	Open	MB27-MBIA TX HERITAGE PARKWAY	AR-0057	State Pool	3,010,018.80	730.44	0.00	0.00	0.00	730.44	3,010,749.24
08/02/21	Open	MB28-MBIA GRAND PARKWAY 2021	AR-0059	State Pool	30,012,137.66	7,282.94	0.00	0.00	0.00	7,282.94	30,019,420.60
08/02/21	Open	MB29-MBIA SR LIEN TOLL RD 2021	AR-0060	State Pool	69,027,670.06	-1,483,607.58	0.00	0.00	0.00	16,392.42	67,544,062.48
08/02/21	Open	MB30-MBIA FLOOD PRO DRAINAGE 20	AR-0061	State Pool	14,005,092.42	2,003,783.50	0.00	0.00	0.00	3,783.50	16,008,875.92
State Pool Total					**617,274,168.94**	**-6,156,813.88**	**0.00**	**0.00**	**0.00**	**143,186.12**	**611,117,355.06**
Investment Total					**748,933,655.78**	**-11,374,339.55**	**40,000,000.00**	**0.00**	**0.00**	**153,499.47**	**777,559,316.23**

Interest Accrual
Ft. Bend County
Effective Interest - Actual Life
Receipts in Period
03/01/22 - 03/31/22

CUSIP	Invest Number	Security Description	Purchase Date	Sale Date	Yield Earned	Ending Par Val/Shares	Ending Amor Val/Cost	Purchased Interest	Int/Div Rec In the Perd	Int/Div Accrued In the Perd	PTD Purch Received	Int/Div Rec Purch/Date	Int/Div Accrued Purch/Date
09 - Temporary Holding													
Money Market													
Cadence-Money Market Accts	AR-0058	Money Market	01/31/21	Open	0.0567	124,437,973.69	124,437,973.69	0.00	6,325.87	0.00	0.00	309,246.96	0.00
Money Market Total					**0.0567**	**124,437,973.69**	**124,437,973.69**	**0.00**	**6,325.87**	**0.00**	**0.00**	**309,246.96**	**0.00**
09 - Temporary Holding Total					**0.0567**	**124,437,973.69**	**124,437,973.69**	**0.00**	**6,325.87**	**0.00**	**0.00**	**309,246.96**	**0.00**
130 - Assistance Dist #1													
State Pool													
MB13-MBIA ASSISTANCE DIST #1	AR-0042	State Pool	08/31/16	Open	0.2900	8,003,934.59	8,003,934.59	0.00	1,891.61	0.00	0.00	97,457.28	0.00
State Pool Total					**0.2900**	**8,003,934.59**	**8,003,934.59**	**0.00**	**1,891.61**	**0.00**	**0.00**	**97,457.28**	**0.00**
130 - Assistance Dist #1 Total					**0.2900**	**8,003,934.59**	**8,003,934.59**	**0.00**	**1,891.61**	**0.00**	**0.00**	**97,457.28**	**0.00**
145 - ESD 100 Agreement													
State Pool													
MB12-MBIA ESD 100 AGREEMENT	AR-0041	State Pool	08/31/16	Open	0.2857	5,993,811.23	5,993,811.23	0.00	1,454.12	0.00	0.00	92,252.47	0.00
State Pool Total					**0.2857**	**5,993,811.23**	**5,993,811.23**	**0.00**	**1,454.12**	**0.00**	**0.00**	**92,252.47**	**0.00**
145 - ESD 100 Agreement Total					**0.2857**	**5,993,811.23**	**5,993,811.23**	**0.00**	**1,454.12**	**0.00**	**0.00**	**92,252.47**	**0.00**
802 - Sr Lien 2016													
State Pool													
MB17 - SR LIEN BOND 2016	AR-0046	State Pool	12/09/16	Open	0.2887	7,023,641.97	7,023,641.97	0.00	1,508.32	0.00	0.00	174,383.01	0.00
State Pool Total					**0.2887**	**7,023,641.97**	**7,023,641.97**	**0.00**	**1,508.32**	**0.00**	**0.00**	**174,383.01**	**0.00**
802 - Sr Lien 2016 Total					**0.2887**	**7,023,641.97**	**7,023,641.97**	**0.00**	**1,508.32**	**0.00**	**0.00**	**174,383.01**	**0.00**
810 - FBC Toll Road Operations													
State Pool													
TT02-TX TERM Toll Rd. Operation	AR-0024	State Pool	11/01/08	Open	0.0000	0.00	0.00	0.00	0.00	0.00	0.00	0.00	0.00
State Pool Total					**0.0000**	**0.00**	**0.00**	**0.00**	**0.00**	**0.00**	**0.00**	**0.00**	**0.00**
810 - FBC Toll Road Operations Total					**0.0000**	**0.00**	**0.00**	**0.00**	**0.00**	**0.00**	**0.00**	**0.00**	**0.00**
815 - Grand Parkway Operations													
State Pool													
MB14-MBIA GR PARKWAY OPERATIONS	AR-0043	State Pool	08/31/16	Open	0.2823	44,138,364.31	44,138,364.31	0.00	10,769.25	0.00	0.00	438,358.83	0.00
State Pool Total					**0.2823**	**44,138,364.31**	**44,138,364.31**	**0.00**	**10,769.25**	**0.00**	**0.00**	**438,358.83**	**0.00**
815 - Grand Parkway Operations Total					**0.2823**	**44,138,364.31**	**44,138,364.31**	**0.00**	**10,769.25**	**0.00**	**0.00**	**438,358.83**	**0.00**
LO10 - LOGIC COUNTYS CARES ACT													
State Pool													
LO10-LOGIC-COUNTY'S CARE ACT	AR-0047	State Pool	05/12/20	Open	0.2493	6,006,707.84	6,006,707.84	0.00	1,271.60	0.00	0.00	152,707.84	0.00
State Pool Total					**0.2493**	**6,006,707.84**	**6,006,707.84**	**0.00**	**1,271.60**	**0.00**	**0.00**	**152,707.84**	**0.00**
LO10 - LOGIC COUNTYS CARES ACT Total					**0.2493**	**6,006,707.84**	**6,006,707.84**	**0.00**	**1,271.60**	**0.00**	**0.00**	**152,707.84**	**0.00**
LOG1 - LOGIC GENERAL													
State Pool													
LOG1-Logic- General	AR-0028	State Pool	11/10/08	Open	0.2493	125,784,094.64	125,784,094.64	0.00	26,627.76	0.00	0.00	854,527.62	0.00
State Pool Total					**0.2493**	**125,784,094.64**	**125,784,094.64**	**0.00**	**26,627.76**	**0.00**	**0.00**	**854,527.62**	**0.00**
LOG1 - LOGIC GENERAL Total					**0.2493**	**125,784,094.64**	**125,784,094.64**	**0.00**	**26,627.76**	**0.00**	**0.00**	**854,527.62**	**0.00**
LOG2 - LOGIC TOLL OPERATIONS													
State Pool													
LOG2-Logic-Toll Rd.Operations	AR-0029	State Pool	11/10/08	Open	0.2493	40,147,452.59	40,147,452.59	0.00	8,498.97	0.00	0.00	208,783.67	0.00
State Pool Total					**0.2493**	**40,147,452.59**	**40,147,452.59**	**0.00**	**8,498.97**	**0.00**	**0.00**	**208,783.67**	**0.00**
LOG2 - LOGIC TOLL OPERATIONS Total					**0.2493**	**40,147,452.59**	**40,147,452.59**	**0.00**	**8,498.97**	**0.00**	**0.00**	**208,783.67**	**0.00**
LOG5 - LOGIC DRAINAGE													

Interest Accrual
Ft. Bend County
Effective Interest - Actual Life
Receipts in Period
03/01/22 - 03/31/22

CUSIP	Invest Number	Security Description	Purchase Date	Sale Date	Yield Earned	Ending Par Val/Shares	Ending Amor Val/Cost	Purchased Interest	Int/Div Rec In the Perd	Int/Div Accrued In the Perd	PTD Purch Received	Int/Div Rec Purch/Date	Int/Div Accrued Purch/Date
State Pool													
LOG5-Logic-Drainage	AR-0032	State Pool	11/10/08	Open	0.2493	8,025,031.35	8,025,031.35	0.00	1,698.84	0.00	0.00	27,275.12	0.00
State Pool Total					**0.2493**	**8,025,031.35**	**8,025,031.35**	**0.00**	**1,698.84**	**0.00**	**0.00**	**27,275.12**	**0.00**
LOG5 - LOGIC DRAINAGE Total					**0.2493**	**8,025,031.35**	**8,025,031.35**	**0.00**	**1,698.84**	**0.00**	**0.00**	**27,275.12**	**0.00**
LOG8 - LOGIC ROAD & BRIDGE													
State Pool													
LOG8-Logic-Road & Bridge	AR-0035	State Pool	11/10/08	Open	0.2493	10,527,704.52	10,527,704.52	0.00	2,228.67	0.00	0.00	33,192.04	0.00
State Pool Total					**0.2493**	**10,527,704.52**	**10,527,704.52**	**0.00**	**2,228.67**	**0.00**	**0.00**	**33,192.04**	**0.00**
LOG8 - LOGIC ROAD & BRIDGE Total					**0.2493**	**10,527,704.52**	**10,527,704.52**	**0.00**	**2,228.67**	**0.00**	**0.00**	**33,192.04**	**0.00**
MB02 - MBIA GENERAL													
State Pool													
MB02-MBIA General	AR-0015	State Pool	11/01/08	Open	0.2857	59,080,291.21	59,080,291.21	0.00	14,333.34	0.00	0.00	809,641.58	0.00
State Pool Total					**0.2857**	**59,080,291.21**	**59,080,291.21**	**0.00**	**14,333.34**	**0.00**	**0.00**	**809,641.58**	**0.00**
MB02 - MBIA GENERAL Total					**0.2857**	**59,080,291.21**	**59,080,291.21**	**0.00**	**14,333.34**	**0.00**	**0.00**	**809,641.58**	**0.00**
MB03 - MBIA ROAD & BRIDGE													
State Pool													
MB03-MBIA Road & Bridge	AR-0016	State Pool	11/01/08	Open	0.2892	4,079,338.92	4,079,338.92	0.00	1,057.16	0.00	0.00	120,078.07	0.00
State Pool Total					**0.2892**	**4,079,338.92**	**4,079,338.92**	**0.00**	**1,057.16**	**0.00**	**0.00**	**120,078.07**	**0.00**
MB03 - MBIA ROAD & BRIDGE Total					**0.2892**	**4,079,338.92**	**4,079,338.92**	**0.00**	**1,057.16**	**0.00**	**0.00**	**120,078.07**	**0.00**
MB04 - MBIA DRAINAGE													
State Pool													
MB04-MBIA Drainage	AR-0017	State Pool	11/01/08	Open	0.2897	12,799,003.58	12,799,003.58	0.00	3,029.84	0.00	0.00	154,295.98	2,620.73
State Pool Total					**0.2897**	**12,799,003.58**	**12,799,003.58**	**0.00**	**3,029.84**	**0.00**	**0.00**	**154,295.98**	**2,620.73**
MB04 - MBIA DRAINAGE Total					**0.2897**	**12,799,003.58**	**12,799,003.58**	**0.00**	**3,029.84**	**0.00**	**0.00**	**154,295.98**	**2,620.73**
MB06 - MBIA TOLL RD OPERATIONS													
State Pool													
MB06-MBIA Toll Rd. Operations	AR-0019	State Pool	11/01/08	Open	0.2793	66,036,651.00	66,036,651.00	0.00	16,579.02	0.00	0.00	723,817.44	38,363.64
State Pool Total					**0.2793**	**66,036,651.00**	**66,036,651.00**	**0.00**	**16,579.02**	**0.00**	**0.00**	**723,817.44**	**38,363.64**
MB06 - MBIA TOLL RD OPERATIONS Total					**0.2793**	**66,036,651.00**	**66,036,651.00**	**0.00**	**16,579.02**	**0.00**	**0.00**	**723,817.44**	**38,363.64**
MB18 - MBIA COUNTYS CARES ACT													
State Pool													
MB18-MBIA COUNTY'S CARES ACT	AR-0048	State Pool	05/12/20	Open	0.2812	37,035,668.47	37,035,668.47	0.00	9,829.17	0.00	0.00	137,587.93	0.00
State Pool Total					**0.2812**	**37,035,668.47**	**37,035,668.47**	**0.00**	**9,829.17**	**0.00**	**0.00**	**137,587.93**	**0.00**
MB18 - MBIA COUNTYS CARES ACT Total					**0.2812**	**37,035,668.47**	**37,035,668.47**	**0.00**	**9,829.17**	**0.00**	**0.00**	**137,587.93**	**0.00**
MB19 - MBIA FBC ASSIST DIST #2													
State Pool													
MB19-MBIA FBC ASSIST. DIST. #2	AR-0049	State Pool	05/13/20	Open	0.2911	6,509,981.64	6,509,981.64	0.00	1,529.18	0.00	0.00	9,981.64	0.00
State Pool Total					**0.2911**	**6,509,981.64**	**6,509,981.64**	**0.00**	**1,529.18**	**0.00**	**0.00**	**9,981.64**	**0.00**
MB19 - MBIA FBC ASSIST DIST #2 Total					**0.2911**	**6,509,981.64**	**6,509,981.64**	**0.00**	**1,529.18**	**0.00**	**0.00**	**9,981.64**	**0.00**
MB20 - MBIA FBC ASSIST DIST #4													
State Pool													
MB20- MBIA FBC ASSIST. DIST. #4	AR-0050	State Pool	05/13/20	Open	0.2857	1,254,070.69	1,254,070.69	0.00	304.27	0.00	0.00	4,070.69	0.00
State Pool Total					**0.2857**	**1,254,070.69**	**1,254,070.69**	**0.00**	**304.27**	**0.00**	**0.00**	**4,070.69**	**0.00**
MB20 - MBIA FBC ASSIST DIST #4 Total					**0.2857**	**1,254,070.69**	**1,254,070.69**	**0.00**	**304.27**	**0.00**	**0.00**	**4,070.69**	**0.00**
MB21 - MBIA ASSIST DIST #6													
State Pool													

Interest Accrual
Ft. Bend County
Effective Interest - Actual Life
Receipts in Period
03/01/22 - 03/31/22

CUSIP	Invest Number	Security Description	Purchase Date	Sale Date	Yield Earned	Ending Par Val/Shares	Ending Amor Val/Cost	Purchased Interest	Int/Div Rec In the Perd	Int/Div Accrued In the Perd	PTD Purch Received	Int/Div Rec Purch/Date	Int/Div Accrued Purch/Date
MB21-MBIA FBC ASSIST. DIST. #6	AR-0051	State Pool	05/13/20	Open	0.2857	2,006,512.95	2,006,512.95	0.00	486.81	0.00	0.00	6,512.95	0.00
State Pool Total					**0.2857**	**2,006,512.95**	**2,006,512.95**	**0.00**	**486.81**	**0.00**	**0.00**	**6,512.95**	**0.00**
MB21 - MBIA ASSIST DIST #6 Total					**0.2857**	**2,006,512.95**	**2,006,512.95**	**0.00**	**486.81**	**0.00**	**0.00**	**6,512.95**	**0.00**
MB23 - MBIA JUVENILE													
State Pool													
MB23-MBIA JUVENILE	AR-0053	State Pool	05/13/20	Open	0.2857	13,007,096.81	13,007,096.81	0.00	3,155.65	0.00	0.00	23,330.44	0.00
State Pool Total					**0.2857**	**13,007,096.81**	**13,007,096.81**	**0.00**	**3,155.65**	**0.00**	**0.00**	**23,330.44**	**0.00**
MB23 - MBIA JUVENILE Total					**0.2857**	**13,007,096.81**	**13,007,096.81**	**0.00**	**3,155.65**	**0.00**	**0.00**	**23,330.44**	**0.00**
MB24 - MBIA DEBT SERVICE													
State Pool													
MB24-MBIA DEBT SERVICE	AR-0054	State Pool	05/13/20	Open	0.2926	25,525,564.01	25,525,564.01	0.00	5,941.73	0.00	0.00	57,286.77	0.00
State Pool Total					**0.2926**	**25,525,564.01**	**25,525,564.01**	**0.00**	**5,941.73**	**0.00**	**0.00**	**57,286.77**	**0.00**
MB24 - MBIA DEBT SERVICE Total					**0.2926**	**25,525,564.01**	**25,525,564.01**	**0.00**	**5,941.73**	**0.00**	**0.00**	**57,286.77**	**0.00**
MB25 - MBIA DRAINAGE DEBT SERVICE													
State Pool													
MB25-MBIA DRAINAGE DEBT SERVICE	AR-0055	State Pool	05/13/20	Open	0.2857	3,504,596.80	3,504,596.80	0.00	850.23	0.00	0.00	4,596.80	0.00
State Pool Total					**0.2857**	**3,504,596.80**	**3,504,596.80**	**0.00**	**850.23**	**0.00**	**0.00**	**4,596.80**	**0.00**
MB25 - MBIA DRAINAGE DEBT SERVICE Total					**0.2857**	**3,504,596.80**	**3,504,596.80**	**0.00**	**850.23**	**0.00**	**0.00**	**4,596.80**	**0.00**
MB26 - MBIA FACILITIES BOND 2018													
State Pool													
MB26-FACILITIES BOND 2018	AR-0056	State Pool	05/13/20	Open	0.2857	8,041,161.32	8,041,161.32	0.00	1,950.85	0.00	0.00	41,161.32	0.00
State Pool Total					**0.2857**	**8,041,161.32**	**8,041,161.32**	**0.00**	**1,950.85**	**0.00**	**0.00**	**41,161.32**	**0.00**
MB26 - MBIA FACILITIES BOND 2018 Total					**0.2857**	**8,041,161.32**	**8,041,161.32**	**0.00**	**1,950.85**	**0.00**	**0.00**	**41,161.32**	**0.00**
MB27 - MBIA TX HERITAGE PARKWAY 2020													
State Pool													
MB27-MBIA TX HERITAGE PARKWAY	AR-0057	State Pool	05/13/20	Open	0.2857	3,010,749.24	3,010,749.24	0.00	730.44	0.00	0.00	41,128.59	0.00
State Pool Total					**0.2857**	**3,010,749.24**	**3,010,749.24**	**0.00**	**730.44**	**0.00**	**0.00**	**41,128.59**	**0.00**
MB27 - MBIA TX HERITAGE PARKWAY 2020 Total					**0.2857**	**3,010,749.24**	**3,010,749.24**	**0.00**	**730.44**	**0.00**	**0.00**	**41,128.59**	**0.00**
MB28 - MBIAGrand Parkway 2021													
State Pool													
MB28-MBIA GRAND PARKWAY 2021	AR-0059	State Pool	08/02/21	Open	0.2857	30,019,420.60	30,019,420.60	0.00	7,282.94	0.00	0.00	19,420.60	0.00
State Pool Total					**0.2857**	**30,019,420.60**	**30,019,420.60**	**0.00**	**7,282.94**	**0.00**	**0.00**	**19,420.60**	**0.00**
MB28 - MBIAGrand Parkway 2021 Total					**0.2857**	**30,019,420.60**	**30,019,420.60**	**0.00**	**7,282.94**	**0.00**	**0.00**	**19,420.60**	**0.00**
MB29 - MBIA Sr Lien 2021													
State Pool													
MB29-MBIA SR LIEN TOLL RD 2021	AR-0060	State Pool	08/02/21	Open	0.2856	67,544,062.48	67,544,062.48	0.00	16,392.42	0.00	0.00	44,062.48	0.00
State Pool Total					**0.2856**	**67,544,062.48**	**67,544,062.48**	**0.00**	**16,392.42**	**0.00**	**0.00**	**44,062.48**	**0.00**
MB29 - MBIA Sr Lien 2021 Total					**0.2856**	**67,544,062.48**	**67,544,062.48**	**0.00**	**16,392.42**	**0.00**	**0.00**	**44,062.48**	**0.00**
MB30 - MBIA Flood Proj Drainage 20													
State Pool													
MB30-MBIA FLOOD PRO DRAINAGE 20	AR-0061	State Pool	08/02/21	Open	0.2900	16,008,875.92	16,008,875.92	0.00	3,783.50	0.00	0.00	8,875.92	0.00
State Pool Total					**0.2900**	**16,008,875.92**	**16,008,875.92**	**0.00**	**3,783.50**	**0.00**	**0.00**	**8,875.92**	**0.00**
MB30 - MBIA Flood Proj Drainage 20 Total					**0.2900**	**16,008,875.92**	**16,008,875.92**	**0.00**	**3,783.50**	**0.00**	**0.00**	**8,875.92**	**0.00**
MB31 - MBIA FBC ASSIST DIST #9													
Money Market													
MB31-MBIA FBC ASSIST DIST #9	AR-0062	Money Market	03/11/22	Open	0.3345	2,000,384.91	2,000,384.91	0.00	384.91	0.00	0.00	384.91	0.00

Interest Accrual
Ft. Bend County
Effective Interest - Actual Life
Receipts in Period
03/01/22 - 03/31/22

CUSIP	Invest Number	Security Description	Purchase Date	Sale Date	Yield Earned	Ending Par Val/Shares	Ending Amor Val/Cost	Purchased Interest	Int/Div Rec In the Perd	Int/Div Accrued In the Perd	PTD Purch Received	Int/Div Rec Purch/Date	Int/Div Accrued Purch/Date
Money Market Total					**0.3345**	**2,000,384.91**	**2,000,384.91**	**0.00**	**384.91**	**0.00**	**0.00**	**384.91**	**0.00**
MB31 - MBIA FBC ASSIST DIST #9 Total					**0.3345**	**2,000,384.91**	**2,000,384.91**	**0.00**	**384.91**	**0.00**	**0.00**	**384.91**	**0.00**
MB32 - MBIA FBC ASSIST DIST #11													
Money Market													
MB32-MBIA FBC ASSIST DIST #11	AR-0063	Money Market	03/11/22	Open	0.3345	3,000,577.39	3,000,577.39	0.00	577.39	0.00	0.00	577.39	0.00
Money Market Total					**0.3345**	**3,000,577.39**	**3,000,577.39**	**0.00**	**577.39**	**0.00**	**0.00**	**577.39**	**0.00**
MB32 - MBIA FBC ASSIST DIST #11 Total					**0.3345**	**3,000,577.39**	**3,000,577.39**	**0.00**	**577.39**	**0.00**	**0.00**	**577.39**	**0.00**
MB33 - MBIA MOBILITY 2020 PROJECTS													
Money Market													
MB33-MBIA MOBILITY 2020 PROJECT	AR-0064	Money Market	03/11/22	Open	0.3462	7,000,910.67	7,000,910.67	0.00	910.67	0.00	0.00	910.67	0.00
Money Market Total					**0.3462**	**7,000,910.67**	**7,000,910.67**	**0.00**	**910.67**	**0.00**	**0.00**	**910.67**	**0.00**
MB33 - MBIA MOBILITY 2020 PROJECTS Total					**0.3462**	**7,000,910.67**	**7,000,910.67**	**0.00**	**910.67**	**0.00**	**0.00**	**910.67**	**0.00**
MB34 - MBIA County Cert. of Obligation													
Money Market													
MB34-MBIA CERT OF OBLIGATION 22	AR-0068	Money Market	03/03/22	Open	0.0591	10,000,469.41	10,000,469.41	0.00	469.41	0.00	0.00	469.41	0.00
Money Market Total					**0.0591**	**10,000,469.41**	**10,000,469.41**	**0.00**	**469.41**	**0.00**	**0.00**	**469.41**	**0.00**
MB34 - MBIA County Cert. of Obligation Total					**0.0591**	**10,000,469.41**	**10,000,469.41**	**0.00**	**469.41**	**0.00**	**0.00**	**469.41**	**0.00**
MB35 - MBIA Mobility Projects													
Money Market													
MB35-MBIA MOBILITY PROJ. 2022	AR-0069	Money Market	03/28/22	Open	0.4283	15,000,704.14	15,000,704.14	0.00	704.14	0.00	0.00	704.14	0.00
Money Market Total					**0.4283**	**15,000,704.14**	**15,000,704.14**	**0.00**	**704.14**	**0.00**	**0.00**	**704.14**	**0.00**
MB35 - MBIA Mobility Projects Total					**0.4283**	**15,000,704.14**	**15,000,704.14**	**0.00**	**704.14**	**0.00**	**0.00**	**704.14**	**0.00**
MB36 - MBIA FEE OFFICER													
Money Market													
MB36-MBIA FEE OFFICER	AR-0065	Money Market	03/14/22	Open	0.3411	2,000,420.55	2,000,420.55	0.00	420.55	0.00	0.00	420.55	0.00
Money Market Total					**0.3411**	**2,000,420.55**	**2,000,420.55**	**0.00**	**420.55**	**0.00**	**0.00**	**420.55**	**0.00**
MB36 - MBIA FEE OFFICER Total					**0.3411**	**2,000,420.55**	**2,000,420.55**	**0.00**	**420.55**	**0.00**	**0.00**	**420.55**	**0.00**
MB37 - MBIA FBC ASSIST DIST #7													
Money Market													
MB37-MBIA FBC ASSIST DIST #7	AR-0066	Money Market	03/14/22	Open	0.3518	1,000,173.48	1,000,173.48	0.00	173.48	0.00	0.00	173.48	0.00
Money Market Total					**0.3518**	**1,000,173.48**	**1,000,173.48**	**0.00**	**173.48**	**0.00**	**0.00**	**173.48**	**0.00**
MB37 - MBIA FBC ASSIST DIST #7 Total					**0.3518**	**1,000,173.48**	**1,000,173.48**	**0.00**	**173.48**	**0.00**	**0.00**	**173.48**	**0.00**
MB38 - MBIA 2020A FBC TAX NOTE													
Money Market													
MB38-MBIA 2020A FBC TAX NOTE	AR-0067	Money Market	03/14/22	Open	0.3517	2,000,346.93	2,000,346.93	0.00	346.93	0.00	0.00	346.93	0.00
Money Market Total					**0.3517**	**2,000,346.93**	**2,000,346.93**	**0.00**	**346.93**	**0.00**	**0.00**	**346.93**	**0.00**
MB38 - MBIA 2020A FBC TAX NOTE Total					**0.3517**	**2,000,346.93**	**2,000,346.93**	**0.00**	**346.93**	**0.00**	**0.00**	**346.93**	**0.00**
TT00 - TEXAS TERM GENERAL													
State Pool													
TT00-TX TERM General	AR-0022	State Pool	11/01/08	Open	0.1428	1,072.06	1,072.06	0.00	0.13	0.00	0.00	21,456.83	0.00
State Pool Total					**0.1428**	**1,072.06**	**1,072.06**	**0.00**	**0.13**	**0.00**	**0.00**	**21,456.83**	**0.00**
TT00 - TEXAS TERM GENERAL Total					**0.1428**	**1,072.06**	**1,072.06**	**0.00**	**0.13**	**0.00**	**0.00**	**21,456.83**	**0.00**
TT02 - TEXAS TERM TOLL OPERATIONS													
State Pool													
TT02-TX TERM Toll Rd. Operation	AR-0024	State Pool	11/01/08	Open	0.1430	1,070.84	1,070.84	0.00	0.13	0.00	0.00	18,000.74	0.00
State Pool Total					**0.1430**	**1,070.84**	**1,070.84**	**0.00**	**0.13**	**0.00**	**0.00**	**18,000.74**	**0.00**

Interest Accrual
Ft. Bend County
Effective Interest - Actual Life
Receipts in Period
03/01/22 - 03/31/22

CUSIP	Invest Number	Security Description	Purchase Date	Sale Date	Yield Earned	Ending Par Val/Shares	Ending Amor Val/Cost	Purchased Interest	Int/Div Rec In the Perd	Int/Div Accrued In the Perd	PTD Purch Received	Int/Div Rec Purch/Date	Int/Div Accrued Purch/Date
TT02 - TEXAS TERM TOLL OPERATIONS Total					**0.1430**	**1,070.84**	**1,070.84**	**0.00**	**0.13**	**0.00**	**0.00**	**18,000.74**	**0.00**
TT04 - TEXAS TERM ROAD & BRIDGE													
State Pool													
TT04-TX TERM Road & Bridge	AR-0026	State Pool	11/01/08	Open	0.1432	1,068.89	1,068.89	0.00	0.13	0.00	0.00	8,276.17	0.00
State Pool Total					**0.1432**	**1,068.89**	**1,068.89**	**0.00**	**0.13**	**0.00**	**0.00**	**8,276.17**	**0.00**
TT04 - TEXAS TERM ROAD & BRIDGE Total					**0.1432**	**1,068.89**	**1,068.89**	**0.00**	**0.13**	**0.00**	**0.00**	**8,276.17**	**0.00**
TT05 - TEXAS TERM DRAINAGE													
State Pool													
TT05-TX TERM Drainage	AR-0027	State Pool	11/01/08	Open	0.1328	354.59	354.59	0.00	0.04	0.00	0.00	5,033.86	0.01
State Pool Total					**0.1328**	**354.59**	**354.59**	**0.00**	**0.04**	**0.00**	**0.00**	**5,033.86**	**0.01**
TT05 - TEXAS TERM DRAINAGE Total					**0.1328**	**354.59**	**354.59**	**0.00**	**0.04**	**0.00**	**0.00**	**5,033.86**	**0.01**

Premium/Discount Amortization

Ft. Bend County

Effective Interest - Actual Life
Receipts in Period
03/01/22 - 03/31/22

CUSIP	Invest Number	Security Description	Purchase Date	Amortiz Date	Yield Earned	Beginning Par Val/Shares	Beginning Unamor Val/Cost	Premium Discount	Ending Par Val/Shares	Ending Amor Val/Cost	Unamor Prem/Dscnt	Amortization In the Perd	Amortization Purch/Date
Money Market													
Cadence-Money Market Accts	AR-0058	Money Market	01/31/21	Open	0.0567	131,659,486.84	131,659,486.84	0.00	124,437,973.69	124,437,973.69	0.00	0.00	0.00
MB31-MBIA FBC ASSIST DIST #9	AR-0062	Money Market	03/11/22	Open	0.3345	0.00	0.00	0.00	2,000,384.91	2,000,384.91	0.00	0.00	0.00
MB32-MBIA FBC ASSIST DIST #11	AR-0063	Money Market	03/11/22	Open	0.3345	0.00	0.00	0.00	3,000,577.39	3,000,577.39	0.00	0.00	0.00
MB33-MBIA MOBILITY 2020 PROJECT	AR-0064	Money Market	03/11/22	Open	0.3462	0.00	0.00	0.00	7,000,910.67	7,000,910.67	0.00	0.00	0.00
MB36-MBIA FEE OFFICER	AR-0065	Money Market	03/14/22	Open	0.3411	0.00	0.00	0.00	2,000,420.55	2,000,420.55	0.00	0.00	0.00
MB37-MBIA FBC ASSIST DIST #7	AR-0066	Money Market	03/14/22	Open	0.3518	0.00	0.00	0.00	1,000,173.48	1,000,173.48	0.00	0.00	0.00
MB38-MBIA 2020A FBC TAX NOTE	AR-0067	Money Market	03/14/22	Open	0.3517	0.00	0.00	0.00	2,000,346.93	2,000,346.93	0.00	0.00	0.00
MB34-MBIA CERT OF OBLIGATION 22	AR-0068	Money Market	03/03/22	Open	0.0591	0.00	0.00	0.00	10,000,469.41	10,000,469.41	0.00	0.00	0.00
MB35-MBIA MOBILITY PROJ. 2022	AR-0069	Money Market	03/28/22	Open	0.4283	0.00	0.00	0.00	15,000,704.14	15,000,704.14	0.00	0.00	0.00
Money Market Total					**0.0797**	**131,659,486.84**	**131,659,486.84**	**0.00**	**166,441,961.17**	**166,441,961.17**	**0.00**	**0.00**	**0.00**
State Pool													
MB02-MBIA General	AR-0015	State Pool	11/01/08	Open	0.2857	59,065,957.87	59,065,957.87	0.00	59,080,291.21	59,080,291.21	0.00	0.00	0.00
MB03-MBIA Road & Bridge	AR-0016	State Pool	11/01/08	Open	0.2892	3,578,281.76	3,578,281.76	0.00	4,079,338.92	4,079,338.92	0.00	0.00	0.00
MB04-MBIA Drainage	AR-0017	State Pool	11/01/08	Open	0.2897	11,295,973.74	11,295,973.74	0.00	12,799,003.58	12,799,003.58	0.00	0.00	0.00
MB06-MBIA Toll Rd. Operations	AR-0019	State Pool	11/01/08	Open	0.2793	74,020,071.98	74,020,071.98	0.00	66,036,651.00	66,036,651.00	0.00	0.00	0.00
TT00-TX TERM General	AR-0022	State Pool	11/01/08	Open	0.1428	1,071.93	1,071.93	0.00	1,072.06	1,072.06	0.00	0.00	0.00
TT02-TX TERM Toll Rd. Operation	AR-0024	State Pool	11/01/08	Open	0.1430	1,070.71	1,070.71	0.00	1,070.84	1,070.84	0.00	0.00	0.00
TT04-TX TERM Road & Bridge	AR-0026	State Pool	11/01/08	Open	0.1432	1,068.76	1,068.76	0.00	1,068.89	1,068.89	0.00	0.00	0.00
TT05-TX TERM Drainage	AR-0027	State Pool	11/01/08	Open	0.1328	354.55	354.55	0.00	354.59	354.59	0.00	0.00	0.00
LOG1-Logic- General	AR-0028	State Pool	11/10/08	Open	0.2493	125,757,466.88	125,757,466.88	0.00	125,784,094.64	125,784,094.64	0.00	0.00	0.00
LOG2-Logic-Toll Rd.Operations	AR-0029	State Pool	11/10/08	Open	0.2493	40,138,953.62	40,138,953.62	0.00	40,147,452.59	40,147,452.59	0.00	0.00	0.00
LOG5-Logic-Drainage	AR-0032	State Pool	11/10/08	Open	0.2493	8,023,332.51	8,023,332.51	0.00	8,025,031.35	8,025,031.35	0.00	0.00	0.00
LOG8-Logic-Road & Bridge	AR-0035	State Pool	11/10/08	Open	0.2493	10,525,475.85	10,525,475.85	0.00	10,527,704.52	10,527,704.52	0.00	0.00	0.00
MB12-MBIA ESD 100 AGREEMENT	AR-0041	State Pool	08/31/16	Open	0.2857	5,992,357.11	5,992,357.11	0.00	5,993,811.23	5,993,811.23	0.00	0.00	0.00
MB13-MBIA ASSISTANCE DIST #1	AR-0042	State Pool	08/31/16	Open	0.2900	7,002,042.98	7,002,042.98	0.00	8,003,934.59	8,003,934.59	0.00	0.00	0.00
MB14-MBIA GR PARKWAY OPERATIONS	AR-0043	State Pool	08/31/16	Open	0.2823	46,927,595.06	46,927,595.06	0.00	44,138,364.31	44,138,364.31	0.00	0.00	0.00
MB17 - SR LIEN BOND 2016	AR-0046	State Pool	12/09/16	Open	0.2887	6,022,133.65	6,022,133.65	0.00	7,023,641.97	7,023,641.97	0.00	0.00	0.00
LO10-LOGIC-COUNTY'S CARE ACT	AR-0047	State Pool	05/12/20	Open	0.2493	6,005,436.24	6,005,436.24	0.00	6,006,707.84	6,006,707.84	0.00	0.00	0.00
MB18-MBIA COUNTY'S CARES ACT	AR-0048	State Pool	05/12/20	Open	0.2812	43,025,839.30	43,025,839.30	0.00	37,035,668.47	37,035,668.47	0.00	0.00	0.00
MB19-MBIA FBC ASSIST. DIST. #2	AR-0049	State Pool	05/13/20	Open	0.2911	5,508,452.46	5,508,452.46	0.00	6,509,981.64	6,509,981.64	0.00	0.00	0.00
MB20- MBIA FBC ASSIST. DIST. #4	AR-0050	State Pool	05/13/20	Open	0.2857	1,253,766.42	1,253,766.42	0.00	1,254,070.69	1,254,070.69	0.00	0.00	0.00
MB21-MBIA FBC ASSIST. DIST. #6	AR-0051	State Pool	05/13/20	Open	0.2857	2,006,026.14	2,006,026.14	0.00	2,006,512.95	2,006,512.95	0.00	0.00	0.00
MB23-MBIA JUVENILE	AR-0053	State Pool	05/13/20	Open	0.2857	13,003,941.16	13,003,941.16	0.00	13,007,096.81	13,007,096.81	0.00	0.00	0.00
MB24-MBIA DEBT SERVICE	AR-0054	State Pool	05/13/20	Open	0.2926	20,519,622.28	20,519,622.28	0.00	25,525,564.01	25,525,564.01	0.00	0.00	0.00
MB25-MBIA DRAINAGE DEBT SERVICE	AR-0055	State Pool	05/13/20	Open	0.2857	3,503,746.57	3,503,746.57	0.00	3,504,596.80	3,504,596.80	0.00	0.00	0.00
MB26-FACILITIES BOND 2018	AR-0056	State Pool	05/13/20	Open	0.2857	8,039,210.47	8,039,210.47	0.00	8,041,161.32	8,041,161.32	0.00	0.00	0.00
MB27-MBIA TX HERITAGE PARKWAY	AR-0057	State Pool	05/13/20	Open	0.2857	3,010,018.80	3,010,018.80	0.00	3,010,749.24	3,010,749.24	0.00	0.00	0.00
MB28-MBIA GRAND PARKWAY 2021	AR-0059	State Pool	08/02/21	Open	0.2857	30,012,137.66	30,012,137.66	0.00	30,019,420.60	30,019,420.60	0.00	0.00	0.00
MB29-MBIA SR LIEN TOLL RD 2021	AR-0060	State Pool	08/02/21	Open	0.2856	69,027,670.06	69,027,670.06	0.00	67,544,062.48	67,544,062.48	0.00	0.00	0.00
MB30-MBIA FLOOD PRO DRAINAGE 20	AR-0061	State Pool	08/02/21	Open	0.2900	14,005,092.42	14,005,092.42	0.00	16,008,875.92	16,008,875.92	0.00	0.00	0.00
State Pool Total					**0.2738**	**617,274,168.94**	**617,274,168.94**	**0.00**	**611,117,355.06**	**611,117,355.06**	**0.00**	**0.00**	**0.00**
Investment Total					**0.2353**	**748,933,655.78**	**748,933,655.78**	**0.00**	**777,559,316.23**	**777,559,316.23**	**0.00**	**0.00**	**0.00**

Open Investments
Ft. Bend County
Effective Interest - Actual Life
Receipts in Period
03/31/22

CUSIP	Invest Number	Security Description	Invest Class	Purchase Date	Call Date	Purchase Institut	SafeKeep Institut	Issuing Institut	Yield Matur	Yield Call	Original Unit Cost	Original Par Val/Shares	Original Princ/Cost	Orig Prem Discount	Ending Unit Price	Ending Par Val/Shares	Ending Amor Val/Cost	Unamor Prem/Dscnt
Money Market																		
Cadence-Money Market Accts	AR-0058	Money Market		01/31/21	Open	101	None	101	0.0700	0.0700	1.000000	210,194,488.52	210,194,488.52	0.00	1.000000	124,437,973.69	124,437,973.69	0.00
MB31-MBIA FBC ASSIST DIST #9	AR-0062	Money Market		03/11/22	Open	2000	None	2000	0.2857	0.2857	1.000000	2,000,000.00	2,000,000.00	0.00	1.000000	2,000,384.91	2,000,384.91	0.00
MB32-MBIA FBC ASSIST DIST #11	AR-0063	Money Market		03/11/22	Open	2000	None	2000	0.2857	0.2857	1.000000	3,000,000.00	3,000,000.00	0.00	1.000000	3,000,577.39	3,000,577.39	0.00
MB33-MBIA MOBILITY 2020 PROJECT	AR-0064	Money Market		03/11/22	Open	2000	None	2000	0.2857	0.2857	1.000000	4,000,000.00	4,000,000.00	0.00	1.000000	7,000,910.67	7,000,910.67	0.00
MB36-MBIA FEE OFFICER	AR-0065	Money Market		03/14/22	Open	2000	None	2000	0.2857	0.2857	1.000000	3,000,000.00	3,000,000.00	0.00	1.000000	2,000,420.55	2,000,420.55	0.00
MB37-MBIA FBC ASSIST DIST #7	AR-0066	Money Market		03/14/22	Open	2000	None	2000	0.2857	0.2857	1.000000	1,000,000.00	1,000,000.00	0.00	1.000000	1,000,173.48	1,000,173.48	0.00
MB38-MBIA 2020A FBC TAX NOTE	AR-0067	Money Market		03/14/22	Open	2000	None	2000	0.2857	0.2857	1.000000	2,000,000.00	2,000,000.00	0.00	1.000000	2,000,346.93	2,000,346.93	0.00
MB34-MBIA CERT OF OBLIGATION 22	AR-0068	Money Market		03/03/22	Open	2000	None	2000	0.2857	0.2857	1.000000	10,000,000.00	10,000,000.00	0.00	1.000000	10,000,469.41	10,000,469.41	0.00
MB35-MBIA MOBILITY PROJ. 2022	AR-0069	Money Market		03/28/22	Open	2000	None	2000	0.2857	0.2857	1.000000	15,000,000.00	15,000,000.00	0.00	1.000000	15,000,704.14	15,000,704.14	0.00
Money Market Total									**0.1244**	**0.1244**	**1.000000**	**250,194,488.52**	**250,194,488.52**	**0.00**	**1.000000**	**166,441,961.17**	**166,441,961.17**	**0.00**
State Pool																		
MB02-MBIA General	AR-0015	State Pool		11/01/08	Open	2000	None	2000	0.2857	0.2857	1.000000	17,374,917.83	17,374,917.83	0.00	1.000000	59,080,291.21	59,080,291.21	0.00
MB03-MBIA Road & Bridge	AR-0016	State Pool		11/01/08	Open	2000	None	2000	0.2857	0.2857	1.000000	2,856,438.24	2,856,438.24	0.00	1.000000	4,079,338.92	4,079,338.92	0.00
MB04-MBIA Drainage	AR-0017	State Pool		11/01/08	Open	2000	None	2000	0.2857	0.2857	1.000000	1,267,218.21	1,267,218.21	0.00	1.000000	12,799,003.58	12,799,003.58	0.00
MB06-MBIA Toll Rd. Operations	AR-0019	State Pool		11/01/08	Open	2000	None	2000	0.2857	0.2857	1.000000	3,143,377.27	3,143,377.27	0.00	1.000000	66,036,651.00	66,036,651.00	0.00
TT00-TX TERM General	AR-0022	State Pool		11/01/08	Open	2005	None	2005	0.1400	0.1400	1.000000	10,006,437.87	10,006,437.87	0.00	1.000000	1,072.06	1,072.06	0.00
TT02-TX TERM Toll Rd. Operation	AR-0024	State Pool		11/01/08	Open	2005	None	2005	0.1400	0.1400	0.000000	0.00	0.00	0.00	1.000000	1,070.84	1,070.84	0.00
TT04-TX TERM Road & Bridge	AR-0026	State Pool		11/01/08	Open	2005	None	2005	0.1400	0.1400	1.000000	10,463.28	10,463.28	0.00	1.000000	1,068.89	1,068.89	0.00
TT05-TX TERM Drainage	AR-0027	State Pool		11/01/08	Open	2005	None	2005	0.1400	0.1400	1.000000	109,774.61	109,774.61	0.00	1.000000	354.59	354.59	0.00
LOG1-Logic- General	AR-0028	State Pool		11/10/08	Open	200	None	200	0.2493	0.2493	1.000000	10,000,000.00	10,000,000.00	0.00	1.000000	125,784,094.64	125,784,094.64	0.00
LOG2-Logic-Toll Rd.Operations	AR-0029	State Pool		11/10/08	Open	200	None	200	0.2493	0.2493	1.000000	2,000,000.00	2,000,000.00	0.00	1.000000	40,147,452.59	40,147,452.59	0.00
LOG5-Logic-Drainage	AR-0032	State Pool		11/10/08	Open	200	None	200	0.2493	0.2493	1.000000	500,000.00	500,000.00	0.00	1.000000	8,025,031.35	8,025,031.35	0.00
LOG8-Logic-Road & Bridge	AR-0035	State Pool		11/10/08	Open	200	None	200	0.2493	0.2493	1.000000	1,000,000.00	1,000,000.00	0.00	1.000000	10,527,704.52	10,527,704.52	0.00
MB12-MBIA ESD 100 AGREEMENT	AR-0041	State Pool		08/31/16	Open	2000	None	2000	0.2857	0.2857	1.000000	3,900,000.00	3,900,000.00	0.00	1.000000	5,993,811.23	5,993,811.23	0.00
MB13-MBIA ASSISTANCE DIST #1	AR-0042	State Pool		08/31/16	Open	2000	None	2000	0.2857	0.2857	1.000000	10,000,000.00	10,000,000.00	0.00	1.000000	8,003,934.59	8,003,934.59	0.00
MB14-MBIA GR PARKWAY OPERATIONS	AR-0043	State Pool		08/31/16	Open	2000	None	2000	0.2857	0.2857	1.000000	8,500,000.00	8,500,000.00	0.00	1.000000	44,138,364.31	44,138,364.31	0.00
MB17 - SR LIEN BOND 2016	AR-0046	State Pool		12/09/16	Open	2000	None	2000	0.2857	0.2857	1.000000	35,000,000.00	35,000,000.00	0.00	1.000000	7,023,641.97	7,023,641.97	0.00
LO10-LOGIC-COUNTY'S CARE ACT	AR-0047	State Pool		05/12/20	Open	200	None	200	0.2493	0.2493	1.000000	67,000,000.00	67,000,000.00	0.00	1.000000	6,006,707.84	6,006,707.84	0.00
MB18-MBIA COUNTY'S CARES ACT	AR-0048	State Pool		05/12/20	Open	2000	None	2000	0.2857	0.2857	1.000000	67,000,000.00	67,000,000.00	0.00	1.000000	37,035,668.47	37,035,668.47	0.00
MB19-MBIA FBC ASSIST. DIST. #2	AR-0049	State Pool		05/13/20	Open	2000	None	2000	0.2857	0.2857	1.000000	2,500,000.00	2,500,000.00	0.00	1.000000	6,509,981.64	6,509,981.64	0.00
MB20- MBIA FBC ASSIST. DIST. #4	AR-0050	State Pool		05/13/20	Open	2000	None	2000	0.2857	0.2857	1.000000	1,250,000.00	1,250,000.00	0.00	1.000000	1,254,070.69	1,254,070.69	0.00
MB21-MBIA FBC ASSIST. DIST. #6	AR-0051	State Pool		05/13/20	Open	2000	None	2000	0.2857	0.2857	1.000000	2,000,000.00	2,000,000.00	0.00	1.000000	2,006,512.95	2,006,512.95	0.00
MB23-MBIA JUVENILE	AR-0053	State Pool		05/13/20	Open	2000	None	2000	0.2857	0.2857	1.000000	8,000,000.00	8,000,000.00	0.00	1.000000	13,007,096.81	13,007,096.81	0.00
MB24-MBIA DEBT SERVICE	AR-0054	State Pool		05/13/20	Open	2000	None	2000	0.2857	0.2857	1.000000	21,000,000.00	21,000,000.00	0.00	1.000000	25,525,564.01	25,525,564.01	0.00
MB25-MBIA DRAINAGE DEBT SERVICE	AR-0055	State Pool		05/13/20	Open	2000	None	2000	0.2857	0.2857	1.000000	1,000,000.00	1,000,000.00	0.00	1.000000	3,504,596.80	3,504,596.80	0.00
MB26-FACILITIES BOND 2018	AR-0056	State Pool		05/13/20	Open	2000	None	2000	0.2857	0.2857	1.000000	14,000,000.00	14,000,000.00	0.00	1.000000	8,041,161.32	8,041,161.32	0.00
MB27-MBIA TX HERITAGE PARKWAY	AR-0057	State Pool		05/13/20	Open	2000	None	2000	0.2857	0.2857	1.000000	17,000,000.00	17,000,000.00	0.00	1.000000	3,010,749.24	3,010,749.24	0.00
MB28-MBIA GRAND PARKWAY 2021	AR-0059	State Pool		08/02/21	Open	2000	None	2000	0.2857	0.2857	1.000000	25,000,000.00	25,000,000.00	0.00	1.000000	30,019,420.60	30,019,420.60	0.00
MB29-MBIA SR LIEN TOLL RD 2021	AR-0060	State Pool		08/02/21	Open	2000	None	2000	0.2857	0.2857	1.000000	68,000,000.00	68,000,000.00	0.00	1.000000	67,544,062.48	67,544,062.48	0.00
MB30-MBIA FLOOD PRO DRAINAGE 20	AR-0061	State Pool		08/02/21	Open	2000	None	2000	0.2857	0.2857	1.000000	10,000,000.00	10,000,000.00	0.00	1.000000	16,008,875.92	16,008,875.92	0.00
State Pool Total									**0.2744**	**0.2744**	**1.000000**	**409,418,627.31**	**409,418,627.31**	**0.00**	**1.000000**	**611,117,355.06**	**611,117,355.06**	**0.00**
Investment Total									**0.2423**	**0.2423**	**1.000000**	**659,613,115.83**	**659,613,115.83**	**0.00**	**1.000000**	**777,559,316.23**	**777,559,316.23**	**0.00**

Open Investments
Ft. Bend County
Effective Interest - Actual Life
Receipts in Period
03/31/22

Showing Ending Par Val/Shares: $777,559,316.23

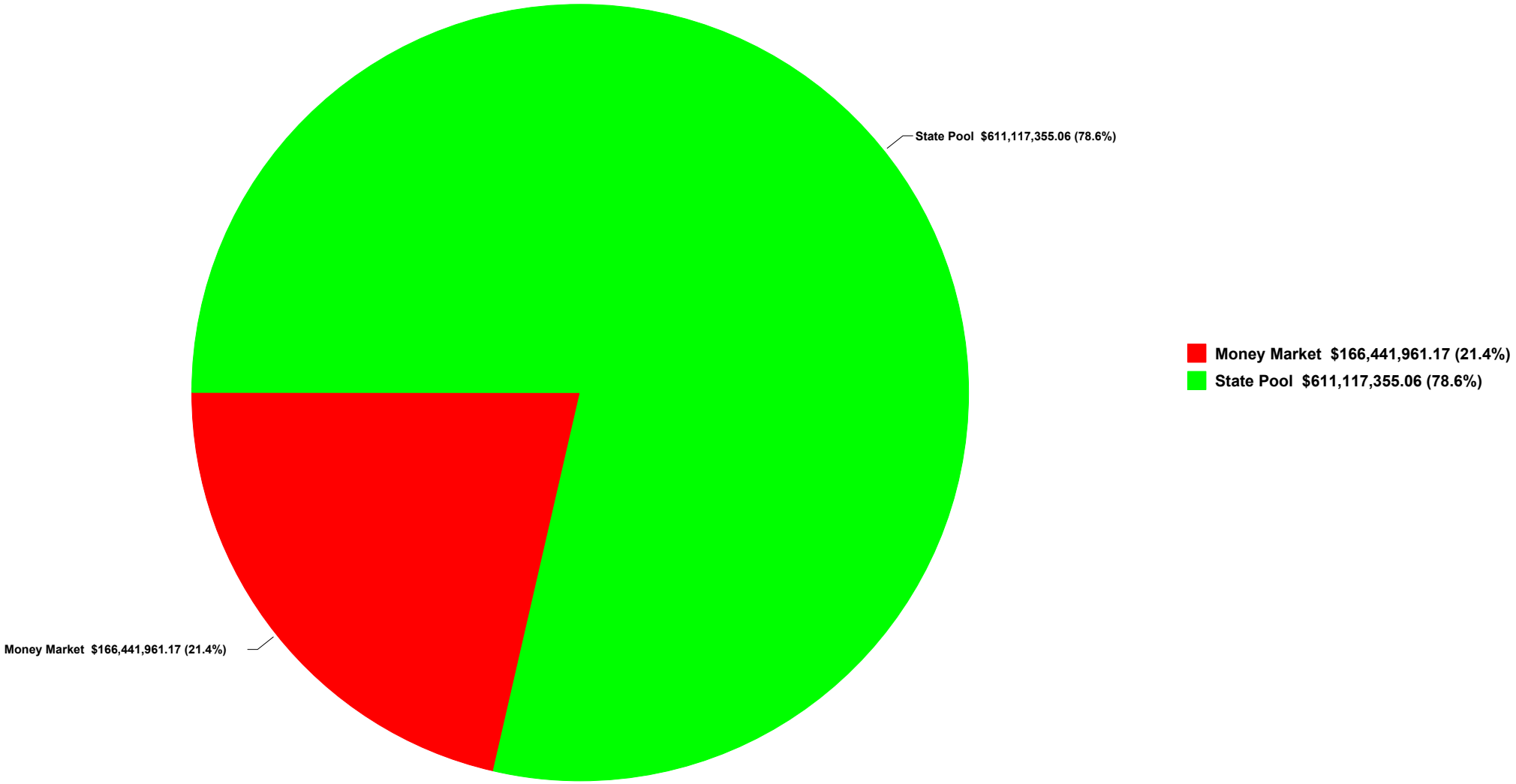

FBC INVESTMENT TRAILING 12 MONTHS

Open Investments		FARMERS MAC DN	FFCB	FHLB	FHLMC	FNMA	FNMA DISCOUNT NOTE	State Pool	Prosperity Money Market	Prosperity - Invst. Acct.
$ 601,107,708	3/31/2021	$ -	$ -	$ -	$ -	$ -	$ -	$ 327,009,281	$ 274,098,427	$ -
$ 563,422,633	4/30/2021	$ -	$ -	$ -	$ -	$ -	$ -	$ 327,031,885	$ 236,390,748	$ -
$ 610,843,006	5/31/2021	$ -	$ -	$ -	$ -	$ -	$ -	$ 327,053,566	$ 283,789,440	$ -
$ 590,550,613	6/30/2021	$ -	$ -	$ -	$ -	$ -	$ -	$ 302,069,061	$ 288,481,552	$ -
$ 695,339,819	7/31/2021	$ -	$ -	$ -	$ -	$ -	$ -	$ 395,587,723	$ 299,752,096	$ -
$ 639,189,312	8/31/2021	$ -	$ -	$ -	$ -	$ -	$ -	$ 472,609,124	$ 166,580,188	$ -
$ 615,430,996	9/30/2021	$ -	$ -	$ -	$ -	$ -	$ -	$ 473,626,947	$ 141,804,049	$ -
$ 590,225,881	10/31/2021	$ -	$ -	$ -	$ -	$ -	$ -	$ 463,627,607	$ 126,598,274	$ -
$ 549,809,193	11/30/2021	$ -	$ -	$ -	$ -	$ -	$ -	$ 439,646,883	$ 126,598,274	$ -
$ 561,165,551	12/31/2021	$ -	$ -	$ -	$ -	$ -	$ -	$ 439,672,912	$ 121,492,639	$ -
$ 738,368,878	1/31/2022	$ -	$ -	$ -	$ -	$ -	$ -	$ 591,714,806	$ 146,654,072	$ -
$ 748,933,656	2/28/2022	$ -	$ -	$ -	$ -	$ -	$ -	$ 617,274,169	$ 131,659,487	$ -
$ 777,559,316	3/31/2022	$ -	$ -	$ -	$ -	$ -	$ -	$ 653,121,342	$ 124,437,974	$ -

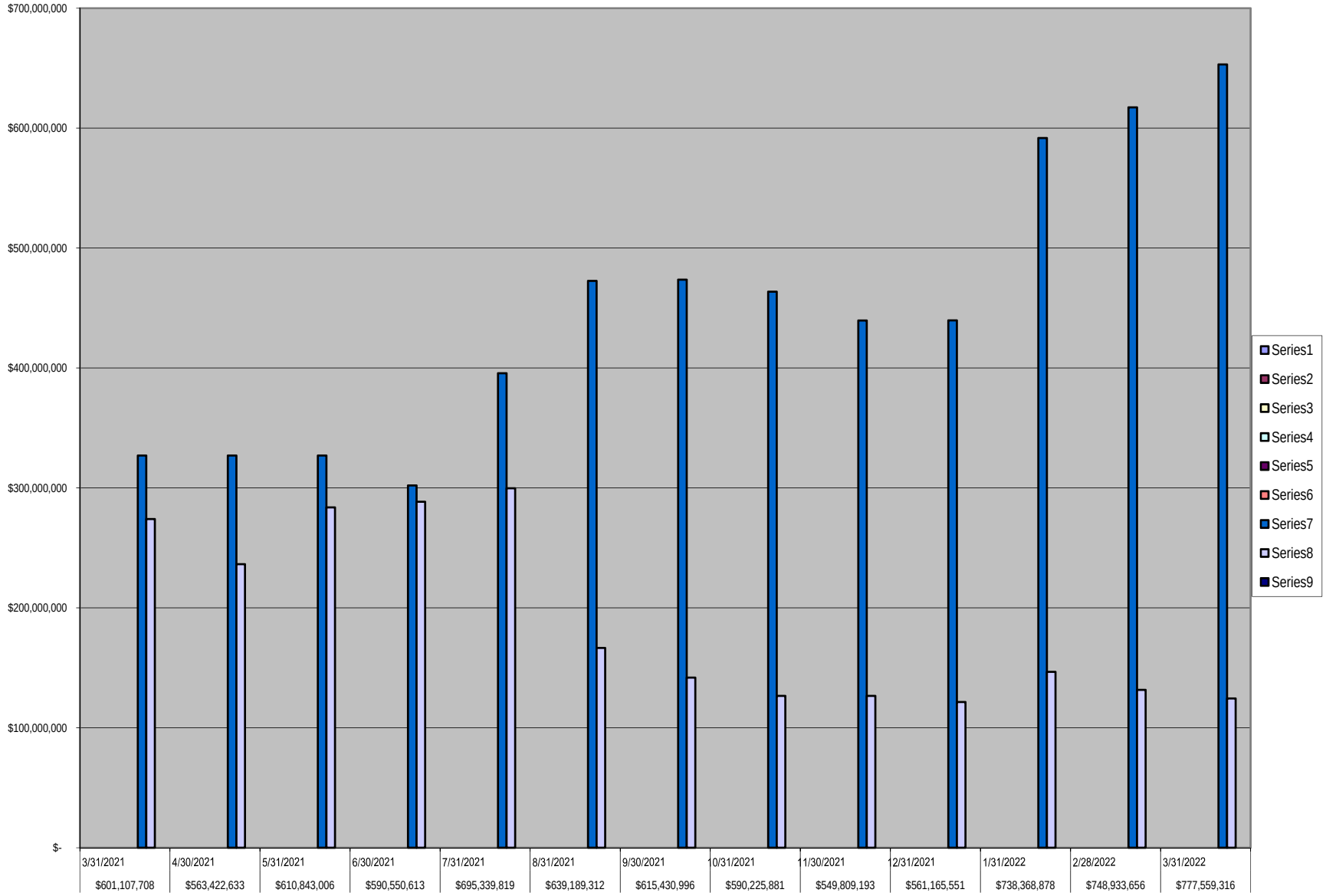
$700,000,000
$600,000,000
$500,000,000
$400,000,000
$300,000,000
$200,000,000
$100,000,000
$-
3/31/2021
$601,107,708
4/30/2021
$563,422,633
5/31/2021
$610,843,006
6/30/2021
$590,550,613
7/31/2021
$695,339,819
8/31/2021
$639,189,312
9/30/2021
$615,430,996
10/31/2021
$590,225,881
11/30/2021
$549,809,193
12/31/2021
$561,165,551
1/31/2022
$738,368,878
2/28/2022
$748,933,656
3/31/2022
$777,559,316
Series1
Series2
Series3
Series4
Series5
Series6
Series7
Series8
Series9

CADENCE
BANK

03/09/2022

To Whom It May Concern,

In accordance with Cadence Bank's Depository Bid, the interest rate for the month of March 2022 is a fixed rate of 0.07% for all Fort Bend County interest-bearing accounts.

Sincerely,

Amy Wills

Amy Wills
VP, Treasury Management Officer
Cadence Bank N.A.

Texas CLASS

AVERAGE MONTHLY YIELD: 0.2857%

Date	Texas CLASS Dividend Rate	Daily Yield
03/01/2022	0.000003809	0.1390%
03/02/2022	0.000004115	0.1502%
03/03/2022	0.000004956	0.1809%
03/04/2022	0.000014736	0.1793%
03/05/2022	0.000000000	0.1793%
03/06/2022	0.000000000	0.1793%
03/07/2022	0.000004873	0.1779%
03/08/2022	0.000005671	0.2070%
03/09/2022	0.000005863	0.2140%
03/10/2022	0.000006173	0.2253%
03/11/2022	0.000018987	0.2310%
03/12/2022	0.000000000	0.2310%
03/13/2022	0.000000000	0.2310%
03/14/2022	0.000006305	0.2301%
03/15/2022	0.000006299	0.2299%
03/16/2022	0.000006629	0.2420%
03/17/2022	0.000007391	0.2698%
03/18/2022	0.000026835	0.3265%
03/19/2022	0.000000000	0.3265%
03/20/2022	0.000000000	0.3265%
03/21/2022	0.000010033	0.3662%
03/22/2022	0.000010096	0.3685%
03/23/2022	0.000010239	0.3737%
03/24/2022	0.000010585	0.3864%
03/25/2022	0.000032103	0.3906%
03/26/2022	0.000000000	0.3906%
03/27/2022	0.000000000	0.3906%
03/28/2022	0.000011161	0.4073%
03/29/2022	0.000011177	0.4080%
03/30/2022	0.000011283	0.4118%
03/31/2022	0.000013320	0.4862%

Performance results are shown net of all fees and expenses and reflect the reinvestment of dividends and other earnings. Many factors affect performance including changes in market conditions and interest rates and in response to other economic, political, or financial developments. Investment involves risk including the possible loss of principal. No assurance can be given that the performance objectives of a given strategy will be achieved. **Past performance is no guarantee of future results. Any financial and/or investment decision may incur losses.**

TEXAS RANGE

March 31, 2022

TexasDAILY

Current Yield[1]: 0.2532%

Historical Rates Monthly Distribution Yields[2]

	2012	2013	2014	2015	2016	2017	2018	2019	2020	2021	2022
January	0.0821%	0.1161%	0.0389%	0.0671%	0.3506%	0.5788%	1.3427%	2.3957%	1.6102%	0.0733%	0.0162%
February	0.1005%	0.0954%	0.0367%	0.0813%	0.3915%	0.5908%	1.3987%	2.3957%	1.5765%	0.0508%	0.0167%
March	0.0976%	0.1002%	0.0379%	0.0895%	0.4070%	0.6635%	1.4959%	2.4131%	1.2044%	0.0505%	0.1383%
April	0.0972%	0.0830%	0.0363%	0.0904%	0.4225%	0.7477%	1.6492%	2.4243%	0.8253%	0.0500%	
May	0.1182%	0.0786%	0.0393%	0.0860%	0.4328%	0.7606%	1.7528%	2.4123%	0.4055%	0.0419%	
June	0.1276%	0.0548%	0.0396%	0.0921%	0.4406%	0.8479%	1.8500%	2.4069%	0.2355%	0.0296%	
July	0.1262%	0.0504%	0.0452%	0.0992%	0.4497%	0.9587%	1.9551%	2.3786%	0.2151%	0.0204%	
August	0.1255%	0.0497%	0.0575%	0.1107%	0.4697%	0.9961%	1.9931%	2.2118%	0.1579%	0.0211%	
September	0.1262%	0.0461%	0.0597%	0.1299%	0.4978%	1.0271%	2.0345%	2.1528%	0.1378%	0.0182%	
October	0.1283%	0.0380%	0.0574%	0.1504%	0.4688%	1.0470%	2.1533%	1.9688%	0.1158%	0.0167%	
November	0.1254%	0.0375%	0.0572%	0.1470%	0.4482%	1.0914%	2.2135%	1.7388%	0.1034%	0.0164%	
December	0.1303%	0.0369%	0.0667%	0.2255%	0.4988%	1.2134%	2.3157%	1.6638%	0.0886%	0.0166%	

Call toll-free
1-866-839-8376

Past performance is not indicative of future results and yields may vary.

(1) The current yield, which is also known as the current annualized yield or current seven-day yield, represents the net change, exclusive of capital changes and income other than investment income, in the value of a hypothetical account with a balance of one share (normally $1.00 per share) over a seven-day base period expressed as a percentage of the value of one share at the beginning of the seven-day period. This resulting net change in account value is then annualized by multiplying it by 365 and dividing the result by 7. The yields shown may reflect fee waivers by service providers that subsidize and reduce the total operating expenses of the TexasDAILY portfolio. Portfolio yields would be lower if there were no such waivers.

(2) The monthly distribution yield represents the sum of a month's one-day allocation factors divided by the number of days in that month, and multiplied by 365. The yields shown may reflect fee waivers by service providers that subsidize and reduce the total operating expenses of the TexasDAILY portfolio. Portfolio yields would be lower if there were no such waivers.

This information is for institutional investors, not for further distribution to retail investors, and does not represent an offer to sell or a solicitation of an offer to buy or sell any fund or other security. Investors should consider the Texas Range Investment Program's (the "Program's") investment objectives, risks, charges and expenses before investing. This and other information about the Program is available in the Program's Information Statement, which should be read carefully before investing. A copy of the Program's Information Statement may be obtained by calling 1-866-839-8376 or is available on the Program's website at www.texas-range.com. While TexasDAILY and TexasDAILY Select seek to maintain a stable net asset value of $1.00 per share and TexasTERM seeks to achieve a net asset value of $1.00 per share at its stated maturity, it is possible to lose money investing in the Program. An investment in the Program is not insured or guaranteed by the Federal Deposit Insurance Corporation or any other governmental agency. Shares of the Program are distributed by ***PFM Fund Distributors, Inc.****, member Financial Industry Regulatory Authority (FINRA) (www.finra.org) and Securities Investor Protection Corporation (SIPC) (www.sipc.org). PFM Fund Distributors, Inc. is an affiliate of PFM Asset Management LLC.*

LOGIC VERSUS 90-DAY TREASURY BILL

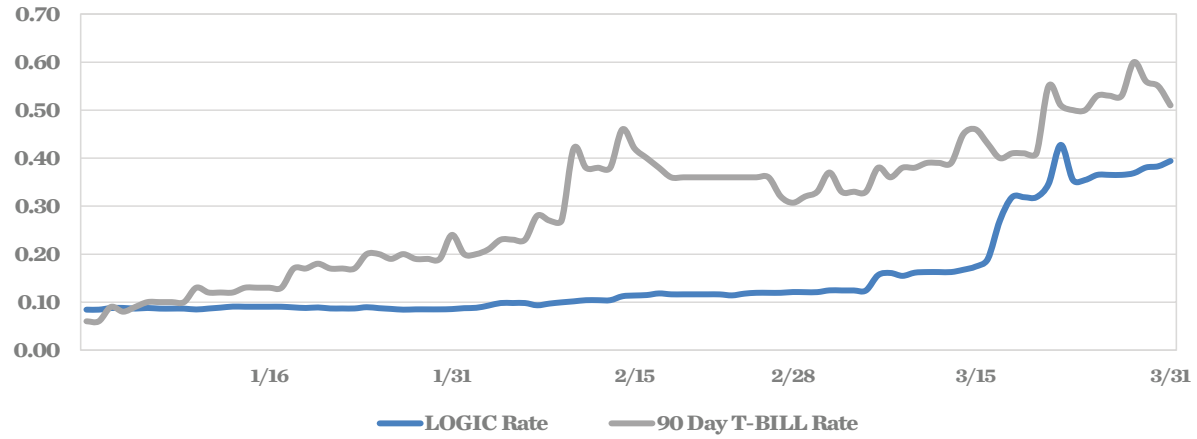

This material is for information purposes only. This information does not represent an offer to buy or sell a security. The above rate information is obtained from sources that are believed to be reliable; however, its accuracy or completeness may be subject to change. The LOGIC management fee may be waived in full or in part at the discretion of the LOGIC co-administrators and the LOGIC rate for the period shown reflects waiver of fees. This table represents historical investment performance/return to the customer, net of fees, and is not an indication of future performance. An investment in the security is not insured or guaranteed by the Federal Deposit Insurance Corporation or any other government agency. Although the issuer seeks to preserve the value of an investment of $1.00 per share, it is possible to lose money by investing in the security. Information about these and other program details are in the fund's Information Statement which should be read carefully before investing. The yield on the 90-Day Treasury Bill ("T-Bill Yield") is shown for comparative purposes only. When comparing the investment returns of the LOGIC pool to the T-Bill Yield, you should know that the LOGIC pool consists of allocations of specific diversified securities as detailed in the respective Information Statements. The T-Bill Yield is taken from Bloomberg Finance L.P. and represents the daily closing yield on the then current 90-Day T-Bill. The LOGIC yield is calculated in accordance with regulations governing the registration of open-end management investment companies under the Investment Company Act of 1940 as promulgated from time to time by the federal Securities and Exchange Commission.

DAILY SUMMARY FOR MARCH 2022

DATE	MNY MKT FUND EQUIV. [SEC Std.]	DAILY ALLOCATION FACTOR	INVESTED BALANCE	MARKET VALUE PER SHARE	WAM DAYS (1)	WAL DAYS (2)
3/1/2022	0.1210%	0.000003315	$8,922,909,922.45	0.999692	29	83
3/2/2022	0.1211%	0.000003318	$8,942,409,923.88	0.999586	29	84
3/3/2022	0.1248%	0.000003418	$9,126,904,647.77	0.999550	29	84
3/4/2022	0.1246%	0.000003413	$9,129,183,889.21	0.999527	28	82
3/5/2022	0.1246%	0.000003413	$9,129,183,889.21	0.999527	28	82
3/6/2022	0.1246%	0.000003413	$9,129,183,889.21	0.999527	28	82
3/7/2022	0.1565%	0.000004288	$9,104,215,518.95	0.999414	32	86
3/8/2022	0.1610%	0.000004412	$9,074,439,823.49	0.999304	33	86
3/9/2022	0.1550%	0.000004247	$9,109,237,949.72	0.999222	32	85
3/10/2022	0.1616%	0.000004427	$8,913,781,833.03	0.999145	33	86
3/11/2022	0.1629%	0.000004463	$8,934,576,058.04	0.999131	31	84
3/12/2022	0.1629%	0.000004463	$8,934,576,058.04	0.999131	31	84
3/13/2022	0.1629%	0.000004463	$8,934,576,058.04	0.999131	31	84
3/14/2022	0.1677%	0.000004594	$8,920,536,194.58	0.999161	32	84
3/15/2022	0.1742%	0.000004773	$8,880,184,253.70	0.999120	32	83
3/16/2022	0.1898%	0.000005201	$8,990,705,165.35	0.999152	34	84
3/17/2022	0.2704%	0.000007407	$8,976,965,139.27	0.999183	36	87
3/18/2022	0.3188%	0.000008733	$8,930,421,926.82	0.999187	35	86
3/19/2022	0.3188%	0.000008733	$8,930,421,926.82	0.999187	35	86
3/20/2022	0.3188%	0.000008733	$8,930,421,926.82	0.999187	35	86
3/21/2022	0.3468%	0.000009501	$8,928,953,153.94	0.999230	36	86
3/22/2022	0.4278%	0.000011720	$8,976,852,084.30	0.999198	35	86
3/23/2022	0.3546%	0.000009716	$9,032,527,037.25	0.999176	34	85
3/24/2022	0.3547%	0.000009718	$9,032,847,779.23	0.999235	35	85
3/25/2022	0.3653%	0.000010007	$8,991,094,548.34	0.999255	35	85
3/26/2022	0.3653%	0.000010007	$8,991,094,548.34	0.999255	35	85
3/27/2022	0.3653%	0.000010007	$8,991,094,548.34	0.999255	35	85
3/28/2022	0.3689%	0.000010108	$8,950,558,926.67	0.999297	34	85
3/29/2022	0.3807%	0.000010430	$8,967,436,914.04	0.999329	35	85
3/30/2022	0.3832%	0.000010498	$8,942,767,548.83	0.999350	36	86
3/31/2022	0.3942%	0.000010801	$8,897,969,870.02	0.999361	37	86
Average	**0.2493%**	**0.000006830**	**$8,988,646,224.31**		**33**	**85**

Cadence Bank
Money Market Accounts
March 31, 2022

FUND	DESCRIPTION	BEGINNING BALANCE	DEPOSITS	WITH-DRAWALS	INTEREST	ENDING BALANCE
100	General Operating	42,128,054.35	55,242,338.60	68,305,089.95	1,774.79	29,067,077.79
150	Juvenile Operations	1,593,312.33	553,883.93	1,265,240.73	74.39	882,029.92
155	Road & Bridge	2,980,153.53	1,640,148.11	3,574,133.71	102.68	1,046,270.61
160	Drainage District	3,186,767.50	164,475.64	2,174,721.58	116.43	1,176,637.99
165	Lateral Road	1,324,452.91	-		78.74	1,324,531.65
170	Statue Restoration	4,621.20	-	-	0.27	4,621.47
175	City Water Assistance	2,603.17	203.00	317.42	0.15	2,488.90
185	Entex Contributions	4.71	-	-	-	4.71
190	H L & P Assistance	32,554.29	10,000.00	9,303.89	1.70	33,252.10
195	County Law Library	1,271,888.96	51,479.74	49,159.13	76.03	1,274,285.60
200	Law Enforcement Academy	609,030.63	8,670.00	8,792.17	36.28	608,944.74
205	Surface Water Supply Corp.	8,351.99	-	-	0.50	8,352.49
206	Industrial Development Corp	15,933.07	-	12,500.00	0.44	3,433.51
207	FBC Historical Commission	7,205.91	-	-	0.43	7,206.34
215	Library Donations	103,013.35	680.05	469.39	6.12	103,230.13
225	FBC Asset Forfei.Task-State	1,218,084.18	76,037.40	6,268.41	74.43	1,287,927.60
235	Probate Court Training	159,134.69	970.02	-	9.49	160,114.20
245	Alert Program-Juvenile	55,829.47	-	-	3.32	55,832.79
255	D A Asset Forfeiture-Fed.	55.54	-	-	-	55.54
265	Gus George Memorial	4,697.49		-	0.28	4,697.77
275	D A Special Fund Run	8,165.17	-	-	0.49	8,165.66
280	Co.Atty.Supplemental Salary	250,874.98	-	7,868.78	14.68	243,020.88
290	VIT Interest (Tax Coll)	95,207.75	931.81	10,286.97	5.48	85,858.07
300	FBC Elections	597,267.40	20,285.00	123,345.67	32.37	494,239.10
305	FBC Asset Forfie.Task-Fed.	30,943.86	-	11,057.31	1.57	19,888.12
310	Sheriff Ofc/Forfei.Assets-St.	772,939.79	54,453.46	29,563.41	47.42	797,877.26
315	Sheriff Ofc/Forfei.Assets-Fed.	56,537.34	-	8,000.00	3.12	48,540.46
320	Constable Pct. 2 F/A	24.08	-	-	-	24.08
322	Constable Pct 3 F/A	7,953.18	-	-	0.47	7,953.65
324	Constable Pct 1 F/A	0.76	-	-	-	0.76
332	Fire Marshal St. Ass't. Forfeiture	704.42	-	-	0.04	704.46
335	DA Asset Forfeit.-State	743,812.42	68,531.64	2,573.09	45.20	809,816.17
360	Law Enforcement Training	179,423.67	36,893.25	41,922.01	9.74	174,404.65
390	Child Protective Service IV-E	79,365.86	-	18,778.92	4.15	-60,591.09

Cadence Bank
Money Market Accounts
March 31, 2022

402	Hope 3 Program Sales	61.06	-	-	-	61.06
410	Child Support IVD Reimb.	159,565.93	1,489.94	-	9.49	161,065.36
415	Local Law Enf.Block Grant	44,425.10	75,000.00	10,783.28	5.40	108,647.22
440	Supervision	3,861,665.69	1,119,151.48	652,028.81	259.87	4,329,048.23
470	FBC Assist District #16	47,640.17	1,965.11	16,277.62	1.97	33,329.63
471	FBC Assist District #17	1,480.89	88.53	-	0.09	1,569.51
472	FBC Assist District #18	26,841.29	2,538.52	-	1.70	29,381.51
473	FBC Assist District #19	50,156.71	5,788.12	12,021.58	2.57	43,925.82
474	FBC Assist District #20	285,218.86	16,673.56	46,830.80	14.93	255,076.55
475	FBC Assist District #21	3,541.25	496.13	-	0.23	4,037.61
476	FBC Assist District #22	608,092.92	34,395.21	-	37.54	642,525.67
600/605	Debt Service Account	5,895,816.39	1,354,763.40	5,699,199.62	181.63	1,551,561.80
610	Drainage Debt Service	836,726.19	33,546.68	-	51.07	870,323.94
750	Mission Bend/Four Corners	380,725.25	-	16.86	22.63	380,731.02
756	2018 Facilities Bond Projects	1,234,237.71	-	7,562.87	73.10	1,226,747.94
762	2020 Mobility Projects	5,513,406.86	2,544,953.41	7,000,000.00	212.00	1,058,572.27
764	2020 Drainage Flood Projects	3,914,184.63	-	2,417,774.13	129.55	1,496,540.05
766	2020 Mobility - Tx Heritage Pkwy	1,550,025.54	-	1,041,263.49	74.92	508,836.97
768	2020A Tax Notes	4,760,039.26	-	3,468,869.00	129.44	1,291,299.70
771	2021 Tax Note Account	140,926.33	-	-	8.38	140,934.71
772	Certificate of Obligation 2022	-	40,191,716.83	27,993,463.48	326.77	12,198,580.12
774	2022 Mobility Projects	-	50,250,788.10	15,244,481.19	558.59	35,006,865.50
802	Sr. Lien Toll Rd Rev Bonds 2016	2,542,293.73	-	1,301,219.77	126.14	1,241,200.10
803	2021 FBCTRA Bond Projects	1,805,716.71	1,579,155.00	2,103,537.60	77.78	1,281,411.89
807	2021 Grand Pkwy Toll Rd Projects	2,492,230.53	-	1,307,613.13	89.23	1,184,706.63
810	Toll Road Operations	4,268,665.25	16,361,100.34	18,946,485.86	159.32	1,683,439.05
815	Grand Pkwy Toll Road Ops	4,436,845.12	9,368,648.96	12,353,116.22	137.28	1,452,515.14
990	County's Cares Act	3,816,441.27	6,307,470.63	9,272,518.27	94.83	851,488.46
TREA	Treasurer's Account	190,431.32	105,148,575.18	105,271,401.50	4.55	67,609.55
INVE	FBC Investment Account	-	65,502,875.26	65,502,875.26	-	-
850M	Boon-Chapman Medical	1,066,167.10	4,002,080.51	2,640,259.54	122.05	2,428,110.12
850D	Boon-Chapman Dental	1,562,971.45	-	268,347.13	84.66	1,294,708.98
882	Boon-Chapman 125	331,555.02	73,450.35	98,712.25	17.92	306,311.04
884	Fee Officer's Account	3,765,664.49	3,128,402.51	5,485,364.63	-	1,408,702.37
912	JP Credit Card Processing	88,258.11	316,926.49	366,892.10	4.39	38,296.89

Cadence Bank
Money Market Accounts
March 31, 2022

908	EMS Credit Card Processing	39,983.56	50,973.23	40,876.16	1.85	50,082.48
DACC	D A Credit Card Processing	10,989.38	18,045.78	14,006.13	0.84	15,029.87
PTCC	Public Transportation Credit Cards	3,630.59	13,136.68	14,746.09	0.16	2,021.34
CSCC	CSCD Credit Card	227,995.68	313,317.83	255,010.61	13.20	286,316.10
LBCC	Library Credit Card	1,305.42	5,649.91	6,628.09	0.05	327.29
JUCC	Juvenile Credit Card	1,339.93	1,475.92	2,685.95	0.04	129.94
SOCC	Sheriff Credit Card	23,981.10	26,826.74	25,817.84	1.09	24,991.09
TRCC	Toll Road Permit Credit Card	325.02	1,718.46	618.48	0.05	1,425.05
130	Assistant Dist Number 1	1,968,644.29	562,560.18	1,370,323.46	88.65	1,160,969.66
131	Assistant Dist Number 2	1,885,409.61	188,983.84	1,020,179.18	78.46	1,054,292.73
133	Assistant Dist Number 4	1,116,542.42	45,755.36	618,987.41	65.03	543,375.40
134	Assistant Dist Number 5	457,147.46	16,575.14	-	27.85	473,750.45
135	Assistant Dist Number 6	1,271,659.44	111,491.37	180,576.42	74.91	1,202,649.30
136	Assistant Dist Number 7	1,911,676.09	122,079.08	1,344,154.05	64.80	689,665.92
137	Assistant Dist Number 8	116,692.82	10,523.50	14,912.08	6.55	112,310.79
138	Assistant Dist Number 9	2,683,962.76	73,403.99	2,045,135.05	79.90	712,311.60
139	Assistant Dist Number 10	796,621.74	66,909.44	43,035.05	47.99	820,544.12
140	Assistant Dist Number 11	3,983,777.14	153,694.44	3,037,461.76	120.42	1,100,130.24
145	Emergency Svc Dist 100	1,734,897.53	-	-	103.14	1,735,000.67
CCCA	Non Fee Officer CC Clearing Acct	164,244.86	89,966.00	224,932.05	8.14	29,286.95
JPMT	Juror Payments	16,242.70	22,270.10	21,247.80	0.68	17,265.68
EPEC	Engineering Permitting E-Check	1,842.07	18,020.00	17,762.07	0.20	2,100.20
JP41	JP 4 E-Filing	1,145.03	18,578.00	19,186.03	0.16	537.16
JP12	JP 1-2 E-Filing	2,227.29	5,960.00	7,433.29	0.08	754.08
JP21	JP 2-1 E-Filing	3,001.38	17,398.25	19,095.38	0.16	1,304.41
JP11	JP 1-1 E-Filing	2,540.36	7,200.50	9,740.86	0.05	0.05
JP31	JP 3 E-Filing	933.09	22,145.00	21,519.84	0.18	1,558.43
	EMS Patient Acct Svcs ACH	-	641,741.72	641,741.72	0.02	0.02
	Change Fund Clearing Acct	(260.00)	2,650.00	2,790.00	-	(400.00)
DCJS	DC Jury Summons Postage	20,000.00	-	-	-	20,000.00
	Elections CC Account	-	2.00	2.00		-
	Total	131,659,486.84	367,981,074.36	375,208,913.38	6,325.87	124,437,973.69