Investment Report
Ft. Bend County
04/01/22 - 04/30/22

This report summarizes the investment position of Ft. Bend County for the period 04/01/22 to 04/30/22.

	03/31/22	04/30/22
Book Value	777,559,316.23	743,346,280.58
Market Value	777,559,316.23	743,346,280.58
Par Value	777,559,316.23	743,346,280.58
Change in Market Value		0.00
Weighted Average Maturity (in Days)	0	0
Weighted Average Yield-to-Maturity of Portfolio	0.2423%	0.4186%
Yield-to-Maturity of 90 Day T-Bill	0.4700%	0.8130%
Accrued Interest		0.00

This report is presented in accordance with the Texas Government Code Title 10 Section 2256.023. The below signed hereby certify that, to the best of their knowledge on the date this report was created, Ft. Bend County is in compliance with the provisions of Government Code 2256 and with the stated policies and strategies of Ft. Bend County.

Pamela Gubbels — 7-29-2022

Director of Finance & Investments — Date

8-1-2022

County Treasurer — Date

Investment Report
Ft. Bend County
04/01/22 - 04/30/22

Portfolio Composition - 03/31/22

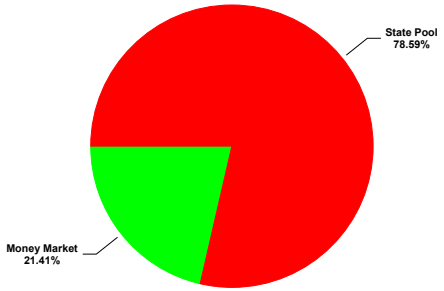

Portfolio Composition - 04/30/22

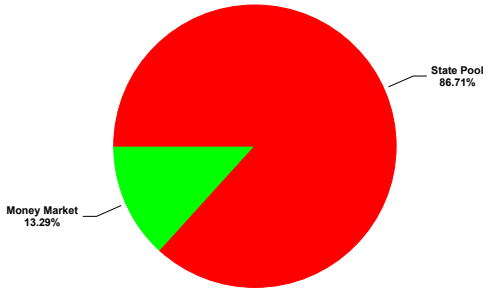

Maturity Aging - 03/31/22 vs 04/30/22

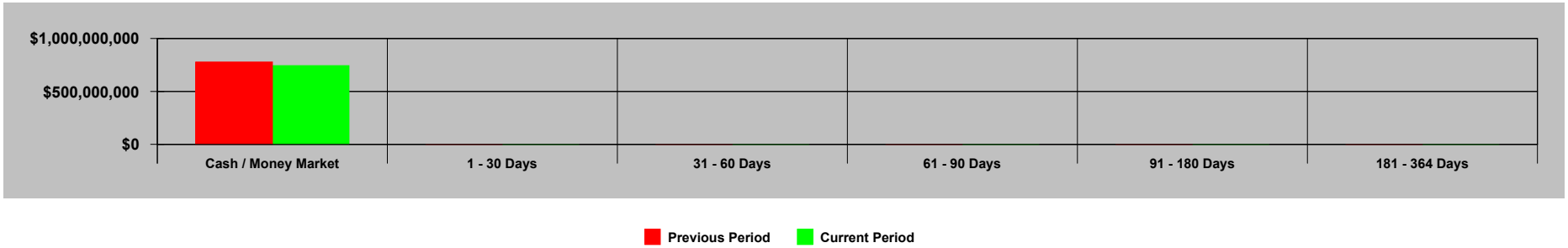

Portfolio Performance - 04/01/22 to 04/30/22

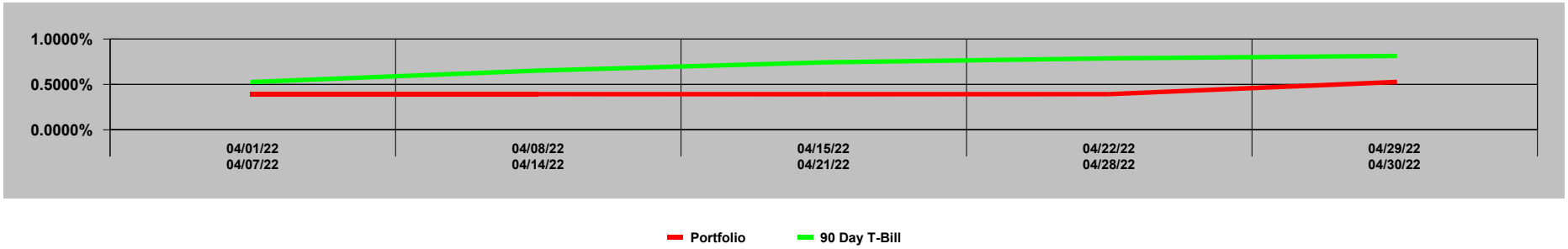

3

GASB 31 Compliance
Ft. Bend County
Effective Interest - Actual Life
Receipts in Period
04/01/22 - 04/30/22

CUSIP	Invest Number	Security Description	Purchase Date	Sale Date	Valuation Method	Yield Earned	Price Source 04/01/22	Beginning Unit Price	Par Value On 04/01/22	Reported Value 04/01/22	Purchase Cost	Sales Proceeds	Ending Unit Price	Par Value On 04/30/22	Price Source 04/30/22	Reported Value 04/30/22	Change in Fair Value	Interest	Net Investment Income
MB02-MBIA General	AR-0015	State Pool	11/01/08	Open	Fair Value	0.4760	Manual	1.000000	59,080,291.21	59,080,291.21	0.00	-35,028,200.44	1.000000	94,108,491.65	Manual	94,108,491.65	0.00	28,200.44	28,200.44
MB03-MBIA Road & Bridge	AR-0016	State Pool	11/01/08	Open	Fair Value	0.4721	Manual	1.000000	4,079,338.92	4,079,338.92	0.00	-1,582.79	1.000000	4,080,921.71	Manual	4,080,921.71	0.00	1,582.79	1,582.79
MB04-MBIA Drainage	AR-0017	State Pool	11/01/08	Open	Fair Value	0.9441	Manual	1.000000	12,799,003.58	12,799,003.58	0.00	-4,966.08	1.000000	12,803,969.66	Manual	12,803,969.66	0.00	9,932.16	9,932.16
MB06-MBIA Toll Rd. Operations	AR-0019	State Pool	11/01/08	Open	Fair Value	0.4721	Manual	1.000000	66,036,651.00	66,036,651.00	0.00	-25,622.48	1.000000	66,062,273.48	Manual	66,062,273.48	0.00	25,622.48	25,622.48
TT00-TX TERM General	AR-0022	State Pool	11/01/08	Open	Fair Value	0.2951	Manual	1.000000	1,072.06	1,072.06	0.00	-0.26	1.000000	1,072.32	Manual	1,072.32	0.00	0.26	0.26
TT02-TX TERM Toll Rd. Operation	AR-0024	State Pool	11/01/08	Open	Fair Value	0.2954	Manual	1.000000	1,070.84	1,070.84	0.00	-0.26	1.000000	1,071.10	Manual	1,071.10	0.00	0.26	0.26
TT04-TX TERM Road & Bridge	AR-0026	State Pool	11/01/08	Open	Fair Value	0.2959	Manual	1.000000	1,068.89	1,068.89	0.00	-0.26	1.000000	1,069.15	Manual	1,069.15	0.00	0.26	0.26
TT05-TX TERM Drainage	AR-0027	State Pool	11/01/08	Open	Fair Value	0.3088	Manual	1.000000	354.59	354.59	0.00	-0.09	1.000000	354.68	Manual	354.68	0.00	0.09	0.09
LOG1-Logic- General	AR-0028	State Pool	11/10/08	Open	Fair Value	0.4192	Manual	1.000000	125,784,094.64	125,784,094.64	0.00	9,958,726.47	1.000000	115,825,368.17	Manual	115,825,368.17	0.00	41,273.53	41,273.53
LOG2-Logic-Toll Rd.Operations	AR-0029	State Pool	11/10/08	Open	Fair Value	0.4195	Manual	1.000000	40,147,452.59	40,147,452.59	0.00	-13,842.45	1.000000	40,161,295.04	Manual	40,161,295.04	0.00	13,842.45	13,842.45
LOG5-Logic-Drainage	AR-0032	State Pool	11/10/08	Open	Fair Value	0.4195	Manual	1.000000	8,025,031.35	8,025,031.35	0.00	-2,766.95	1.000000	8,027,798.30	Manual	8,027,798.30	0.00	2,766.95	2,766.95
LOG8-Logic-Road & Bridge	AR-0035	State Pool	11/10/08	Open	Fair Value	0.4195	Manual	1.000000	10,527,704.52	10,527,704.52	0.00	-3,629.86	1.000000	10,531,334.38	Manual	10,531,334.38	0.00	3,629.86	3,629.86
MB12-MBIA ESD 100 AGREEMENT	AR-0041	State Pool	08/31/16	Open	Fair Value	0.4721	Manual	1.000000	5,993,811.23	5,993,811.23	0.00	-2,325.62	1.000000	5,996,136.85	Manual	5,996,136.85	0.00	2,325.62	2,325.62
MB13-MBIA ASSISTANCE DIST #1	AR-0042	State Pool	08/31/16	Open	Fair Value	0.4721	Manual	1.000000	8,003,934.59	8,003,934.59	0.00	-3,105.56	1.000000	8,007,040.15	Manual	8,007,040.15	0.00	3,105.56	3,105.56
MB14-MBIA GR PARKWAY OPERATIONS	AR-0043	State Pool	08/31/16	Open	Fair Value	0.4721	Manual	1.000000	44,138,364.31	44,138,364.31	0.00	-17,125.89	1.000000	44,155,490.20	Manual	44,155,490.20	0.00	17,125.89	17,125.89
MB17 - SR LIEN BOND 2016	AR-0046	State Pool	12/09/16	Open	Fair Value	0.4647	Manual	1.000000	7,023,641.97	7,023,641.97	0.00	3,998,590.49	1.000000	3,025,051.48	Manual	3,025,051.48	0.00	1,409.51	1,409.51
LO10-LOGIC-COUNTY'S CARE ACT	AR-0047	State Pool	05/12/20	Open	Fair Value	0.4195	Manual	1.000000	6,006,707.84	6,006,707.84	0.00	-2,071.06	1.000000	6,008,778.90	Manual	6,008,778.90	0.00	2,071.06	2,071.06
MB18-MBIA COUNTY'S CARES ACT	AR-0048	State Pool	05/12/20	Open	Fair Value	0.4703	Manual	1.000000	37,035,668.47	37,035,668.47	0.00	6,287,204.17	1.000000	30,748,464.30	Manual	30,748,464.30	0.00	12,795.83	12,795.83
MB19-MBIA FBC ASSIST. DIST. #2	AR-0049	State Pool	05/13/20	Open	Fair Value	0.4721	Manual	1.000000	6,509,981.64	6,509,981.64	0.00	-2,525.91	1.000000	6,512,507.55	Manual	6,512,507.55	0.00	2,525.91	2,525.91
MB20- MBIA FBC ASSIST. DIST. #4	AR-0050	State Pool	05/13/20	Open	Fair Value	0.4721	Manual	1.000000	1,254,070.69	1,254,070.69	0.00	-486.58	1.000000	1,254,557.27	Manual	1,254,557.27	0.00	486.58	486.58
MB21-MBIA FBC ASSIST. DIST. #6	AR-0051	State Pool	05/13/20	Open	Fair Value	0.4721	Manual	1.000000	2,006,512.95	2,006,512.95	0.00	-778.51	1.000000	2,007,291.46	Manual	2,007,291.46	0.00	778.51	778.51
MB23-MBIA JUVENILE	AR-0053	State Pool	05/13/20	Open	Fair Value	0.4706	Manual	1.000000	13,007,096.81	13,007,096.81	0.00	1,495,162.46	1.000000	11,511,934.35	Manual	11,511,934.35	0.00	4,837.54	4,837.54
MB24-MBIA DEBT SERVICE	AR-0054	State Pool	05/13/20	Open	Fair Value	0.4721	Manual	1.000000	25,525,564.01	25,525,564.01	0.00	-9,904.00	1.000000	25,535,468.01	Manual	25,535,468.01	0.00	9,904.00	9,904.00
MB25-MBIA DRAINAGE DEBT SERVICE	AR-0055	State Pool	05/13/20	Open	Fair Value	0.4721	Manual	1.000000	3,504,596.80	3,504,596.80	0.00	-1,359.79	1.000000	3,505,956.59	Manual	3,505,956.59	0.00	1,359.79	1,359.79
MB26-FACILITIES BOND 2018	AR-0056	State Pool	05/13/20	Open	Fair Value	0.4721	Manual	1.000000	8,041,161.32	8,041,161.32	0.00	-3,120.00	1.000000	8,044,281.32	Manual	8,044,281.32	0.00	3,120.00	3,120.00
MB27-MBIA TX HERITAGE PARKWAY	AR-0057	State Pool	05/13/20	Open	Fair Value	0.4721	Manual	1.000000	3,010,749.24	3,010,749.24	0.00	-1,168.19	1.000000	3,011,917.43	Manual	3,011,917.43	0.00	1,168.19	1,168.19
Cadence-Money Market Accts	AR-0058	Money Market	01/31/21	Open	Fair Value	0.0502	Manual	1.000000	124,437,973.69	124,437,973.69	0.00	53,160,596.27	1.000000	71,277,377.42	Manual	71,277,377.42	0.00	5,066.06	5,066.06
MB28-MBIA GRAND PARKWAY 2021	AR-0059	State Pool	08/02/21	Open	Fair Value	0.4717	Manual	1.000000	30,019,420.60	30,019,420.60	0.00	988,620.77	1.000000	29,030,799.83	Manual	29,030,799.83	0.00	11,379.23	11,379.23
MB29-MBIA SR LIEN TOLL RD 2021	AR-0060	State Pool	08/02/21	Open	Fair Value	0.4720	Manual	1.000000	67,544,062.48	67,544,062.48	0.00	974,121.56	1.000000	66,569,940.92	Manual	66,569,940.92	0.00	25,878.44	25,878.44
MB30-MBIA FLOOD PRO DRAINAGE 20	AR-0061	State Pool	08/02/21	Open	Fair Value	0.4721	Manual	1.000000	16,008,875.92	16,008,875.92	0.00	-6,211.49	1.000000	16,015,087.41	Manual	16,015,087.41	0.00	6,211.49	6,211.49
MB31-MBIA FBC ASSIST DIST #9	AR-0062	Money Market	03/11/22	Open	Fair Value	0.4721	Manual	1.000000	2,000,384.91	2,000,384.91	0.00	-776.16	1.000000	2,001,161.07	Manual	2,001,161.07	0.00	776.16	776.16
MB32-MBIA FBC ASSIST DIST #11	AR-0063	Money Market	03/11/22	Open	Fair Value	0.4721	Manual	1.000000	3,000,577.39	3,000,577.39	0.00	-1,164.24	1.000000	3,001,741.63	Manual	3,001,741.63	0.00	1,164.24	1,164.24
MB33-MBIA MOBILITY 2020 PROJECT	AR-0064	Money Market	03/11/22	Open	Fair Value	0.4505	Manual	1.000000	7,000,910.67	7,000,910.67	0.00	7,000,910.67	0.000000	0.00	Manual	0.00	0.00	1,641.42	1,641.42
MB36-MBIA FEE OFFICER	AR-0065	Money Market	03/14/22	Open	Fair Value	0.4624	Manual	1.000000	2,000,420.55	2,000,420.55	0.00	999,467.75	1.000000	1,000,952.80	Manual	1,000,952.80	0.00	532.25	532.25
MB37-MBIA FBC ASSIST DIST #7	AR-0066	Money Market	03/14/22	Open	Fair Value	0.4721	Manual	1.000000	1,000,173.48	1,000,173.48	0.00	-388.07	1.000000	1,000,561.55	Manual	1,000,561.55	0.00	388.07	388.07
MB38-MBIA 2020A FBC TAX NOTE	AR-0067	Money Market	03/14/22	Open	Fair Value	0.4721	Manual	1.000000	2,000,346.93	2,000,346.93	0.00	-776.14	1.000000	2,001,123.07	Manual	2,001,123.07	0.00	776.14	776.14
MB34-MBIA CERT OF OBLIGATION 22	AR-0068	Money Market	03/03/22	Open	Fair Value	0.4699	Manual	1.000000	10,000,469.41	10,000,469.41	0.00	1,996,588.20	1.000000	8,003,881.21	Manual	8,003,881.21	0.00	3,411.80	3,411.80
MB35-MBIA MOBILITY PROJ. 2022	AR-0069	Money Market	03/28/22	Open	Fair Value	0.4696	Manual	1.000000	15,000,704.14	15,000,704.14	0.00	4,494,531.37	1.000000	10,506,172.77	Manual	10,506,172.77	0.00	5,468.63	5,468.63
LO11-Logic-Moblity Proj 2022	AR-0070	State Pool	04/01/22	Open	Fair Value	0.4195	Manual	0.000000	0.00	0.00	11,000,000.00	-3,792.70	1.000000	11,003,792.70	Manual	11,003,792.70	0.00	3,792.70	3,792.70
LO12-Logic-Cert of Oblig 22	AR-0071	State Pool	04/01/22	Open	Fair Value	0.4195	Manual	0.000000	0.00	0.00	11,000,000.00	-3,792.70	1.000000	11,003,792.70	Manual	11,003,792.70	0.00	3,792.70	3,792.70
Investment Total						**0.4005**		**1.000000**	**777,559,316.23**	**777,559,316.23**	**22,000,000.00**	**56,213,035.65**	**1.000000**	**743,346,280.58**		**743,346,280.58**	**0.00**	**260,144.85**	**260,144.85**

Portfolio Position
Ft. Bend County
Effective Interest - Actual Life
Receipts in Period
04/01/22 - 04/30/22

CUSIP	Invest Number	Security Description	Purchase Date	Call Date	Par Value On 04/01/22	Par Value On 04/30/22	Market Val On 04/01/22	Market Val On 04/30/22	Purchase Cost	Sales Proceeds	Original Princ/Cost	Amor Value On 04/01/22	Amor Value On 04/30/22
130 - Assistance Dist #1													
State Pool													
MB13-MBIA ASSISTANCE DIST #1	AR-0042	State Pool	08/31/16	Open	8,003,934.59	8,007,040.15	8,003,934.59	8,007,040.15	0.00	0.00	10,000,000.00	8,003,934.59	8,007,040.15
State Pool Total					**8,003,934.59**	**8,007,040.15**	**8,003,934.59**	**8,007,040.15**	**0.00**	**0.00**	**10,000,000.00**	**8,003,934.59**	**8,007,040.15**
130 - Assistance Dist #1 Total					**8,003,934.59**	**8,007,040.15**	**8,003,934.59**	**8,007,040.15**	**0.00**	**0.00**	**10,000,000.00**	**8,003,934.59**	**8,007,040.15**
145 - ESD 100 Agreement													
State Pool													
MB12-MBIA ESD 100 AGREEMENT	AR-0041	State Pool	08/31/16	Open	5,993,811.23	5,996,136.85	5,993,811.23	5,996,136.85	0.00	0.00	3,900,000.00	5,993,811.23	5,996,136.85
State Pool Total					**5,993,811.23**	**5,996,136.85**	**5,993,811.23**	**5,996,136.85**	**0.00**	**0.00**	**3,900,000.00**	**5,993,811.23**	**5,996,136.85**
145 - ESD 100 Agreement Total					**5,993,811.23**	**5,996,136.85**	**5,993,811.23**	**5,996,136.85**	**0.00**	**0.00**	**3,900,000.00**	**5,993,811.23**	**5,996,136.85**
810 - FBC Toll Road Operations													
State Pool													
TT02-TX TERM Toll Rd. Operation	AR-0024	State Pool	11/01/08	Open	0.00	0.00	0.00	0.00	0.00	0.00	0.00	0.00	0.00
State Pool Total					**0.00**	**0.00**	**0.00**	**0.00**	**0.00**	**0.00**	**0.00**	**0.00**	**0.00**
810 - FBC Toll Road Operations Total					**0.00**	**0.00**	**0.00**	**0.00**	**0.00**	**0.00**	**0.00**	**0.00**	**0.00**
815 - Grand Parkway Operations													
State Pool													
MB14-MBIA GR PARKWAY OPERATIONS	AR-0043	State Pool	08/31/16	Open	44,138,364.31	44,155,490.20	44,138,364.31	44,155,490.20	0.00	0.00	8,500,000.00	44,138,364.31	44,155,490.20
State Pool Total					**44,138,364.31**	**44,155,490.20**	**44,138,364.31**	**44,155,490.20**	**0.00**	**0.00**	**8,500,000.00**	**44,138,364.31**	**44,155,490.20**
815 - Grand Parkway Operations Total					**44,138,364.31**	**44,155,490.20**	**44,138,364.31**	**44,155,490.20**	**0.00**	**0.00**	**8,500,000.00**	**44,138,364.31**	**44,155,490.20**
LO12 - Logic Cert of Obligation 2022													
State Pool													
LO12-Logic-Cert of Oblig 22	AR-0071	State Pool	04/01/22	Open	0.00	11,003,792.70	0.00	11,003,792.70	11,000,000.00	0.00	11,000,000.00	0.00	11,003,792.70
State Pool Total					**0.00**	**11,003,792.70**	**0.00**	**11,003,792.70**	**11,000,000.00**	**0.00**	**11,000,000.00**	**0.00**	**11,003,792.70**
LO12 - Logic Cert of Obligation 2022 Total					**0.00**	**11,003,792.70**	**0.00**	**11,003,792.70**	**11,000,000.00**	**0.00**	**11,000,000.00**	**0.00**	**11,003,792.70**
LO10 - LOGIC COUNTYS CARES ACT													
State Pool													
LO10-LOGIC-COUNTY'S CARE ACT	AR-0047	State Pool	05/12/20	Open	6,006,707.84	6,008,778.90	6,006,707.84	6,008,778.90	0.00	0.00	67,000,000.00	6,006,707.84	6,008,778.90
State Pool Total					**6,006,707.84**	**6,008,778.90**	**6,006,707.84**	**6,008,778.90**	**0.00**	**0.00**	**67,000,000.00**	**6,006,707.84**	**6,008,778.90**
LO10 - LOGIC COUNTYS CARES ACT Total					**6,006,707.84**	**6,008,778.90**	**6,006,707.84**	**6,008,778.90**	**0.00**	**0.00**	**67,000,000.00**	**6,006,707.84**	**6,008,778.90**
LOG5 - LOGIC DRAINAGE													
State Pool													
LOG5-Logic-Drainage	AR-0032	State Pool	11/10/08	Open	8,025,031.35	8,027,798.30	8,025,031.35	8,027,798.30	0.00	0.00	500,000.00	8,025,031.35	8,027,798.30
State Pool Total					**8,025,031.35**	**8,027,798.30**	**8,025,031.35**	**8,027,798.30**	**0.00**	**0.00**	**500,000.00**	**8,025,031.35**	**8,027,798.30**
LOG5 - LOGIC DRAINAGE Total					**8,025,031.35**	**8,027,798.30**	**8,025,031.35**	**8,027,798.30**	**0.00**	**0.00**	**500,000.00**	**8,025,031.35**	**8,027,798.30**
LOG1 - LOGIC GENERAL													
State Pool													
LOG1-Logic- General	AR-0028	State Pool	11/10/08	Open	125,784,094.64	115,825,368.17	125,784,094.64	115,825,368.17	0.00	0.00	10,000,000.00	125,784,094.64	115,825,368.17
State Pool Total					**125,784,094.64**	**115,825,368.17**	**125,784,094.64**	**115,825,368.17**	**0.00**	**0.00**	**10,000,000.00**	**125,784,094.64**	**115,825,368.17**
LOG1 - LOGIC GENERAL Total					**125,784,094.64**	**115,825,368.17**	**125,784,094.64**	**115,825,368.17**	**0.00**	**0.00**	**10,000,000.00**	**125,784,094.64**	**115,825,368.17**
LO11 - Logic Mobility Projects 2022													
State Pool													
LO11-Logic-Moblity Proj 2022	AR-0070	State Pool	04/01/22	Open	0.00	11,003,792.70	0.00	11,003,792.70	11,000,000.00	0.00	11,000,000.00	0.00	11,003,792.70
State Pool Total					**0.00**	**11,003,792.70**	**0.00**	**11,003,792.70**	**11,000,000.00**	**0.00**	**11,000,000.00**	**0.00**	**11,003,792.70**
LO11 - Logic Mobility Projects 2022 Total					**0.00**	**11,003,792.70**	**0.00**	**11,003,792.70**	**11,000,000.00**	**0.00**	**11,000,000.00**	**0.00**	**11,003,792.70**
LOG8 - LOGIC ROAD & BRIDGE													
State Pool													
LOG8-Logic-Road & Bridge	AR-0035	State Pool	11/10/08	Open	10,527,704.52	10,531,334.38	10,527,704.52	10,531,334.38	0.00	0.00	1,000,000.00	10,527,704.52	10,531,334.38
State Pool Total					**10,527,704.52**	**10,531,334.38**	**10,527,704.52**	**10,531,334.38**	**0.00**	**0.00**	**1,000,000.00**	**10,527,704.52**	**10,531,334.38**

Portfolio Position
Ft. Bend County
Effective Interest - Actual Life
Receipts in Period
04/01/22 - 04/30/22

CUSIP	Invest Number	Security Description	Purchase Date	Call Date	Par Value On 04/01/22	Par Value On 04/30/22	Market Val On 04/01/22	Market Val On 04/30/22	Purchase Cost	Sales Proceeds	Original Princ/Cost	Amor Value On 04/01/22	Amor Value On 04/30/22
LOG8 - LOGIC ROAD & BRIDGE Total					**10,527,704.52**	**10,531,334.38**	**10,527,704.52**	**10,531,334.38**	**0.00**	**0.00**	**1,000,000.00**	**10,527,704.52**	**10,531,334.38**
LOG2 - LOGIC TOLL OPERATIONS													
State Pool													
LOG2-Logic-Toll Rd.Operations	AR-0029	State Pool	11/10/08	Open	40,147,452.59	40,161,295.04	40,147,452.59	40,161,295.04	0.00	0.00	2,000,000.00	40,147,452.59	40,161,295.04
State Pool Total					**40,147,452.59**	**40,161,295.04**	**40,147,452.59**	**40,161,295.04**	**0.00**	**0.00**	**2,000,000.00**	**40,147,452.59**	**40,161,295.04**
LOG2 - LOGIC TOLL OPERATIONS Total					**40,147,452.59**	**40,161,295.04**	**40,147,452.59**	**40,161,295.04**	**0.00**	**0.00**	**2,000,000.00**	**40,147,452.59**	**40,161,295.04**
MB38 - MBIA 2020A FBC TAX NOTE													
Money Market													
MB38-MBIA 2020A FBC TAX NOTE	AR-0067	Money Market	03/14/22	Open	2,000,346.93	2,001,123.07	2,000,346.93	2,001,123.07	0.00	0.00	2,000,000.00	2,000,346.93	2,001,123.07
Money Market Total					**2,000,346.93**	**2,001,123.07**	**2,000,346.93**	**2,001,123.07**	**0.00**	**0.00**	**2,000,000.00**	**2,000,346.93**	**2,001,123.07**
MB38 - MBIA 2020A FBC TAX NOTE Total					**2,000,346.93**	**2,001,123.07**	**2,000,346.93**	**2,001,123.07**	**0.00**	**0.00**	**2,000,000.00**	**2,000,346.93**	**2,001,123.07**
MB21 - MBIA ASSIST DIST #6													
State Pool													
MB21-MBIA FBC ASSIST. DIST. #6	AR-0051	State Pool	05/13/20	Open	2,006,512.95	2,007,291.46	2,006,512.95	2,007,291.46	0.00	0.00	2,000,000.00	2,006,512.95	2,007,291.46
State Pool Total					**2,006,512.95**	**2,007,291.46**	**2,006,512.95**	**2,007,291.46**	**0.00**	**0.00**	**2,000,000.00**	**2,006,512.95**	**2,007,291.46**
MB21 - MBIA ASSIST DIST #6 Total					**2,006,512.95**	**2,007,291.46**	**2,006,512.95**	**2,007,291.46**	**0.00**	**0.00**	**2,000,000.00**	**2,006,512.95**	**2,007,291.46**
MB34 - MBIA County Cert. of Obligation													
Money Market													
MB34-MBIA CERT OF OBLIGATION 22	AR-0068	Money Market	03/03/22	Open	10,000,469.41	8,003,881.21	10,000,469.41	8,003,881.21	0.00	0.00	10,000,000.00	10,000,469.41	8,003,881.21
Money Market Total					**10,000,469.41**	**8,003,881.21**	**10,000,469.41**	**8,003,881.21**	**0.00**	**0.00**	**10,000,000.00**	**10,000,469.41**	**8,003,881.21**
MB34 - MBIA County Cert. of Obligation Total					**10,000,469.41**	**8,003,881.21**	**10,000,469.41**	**8,003,881.21**	**0.00**	**0.00**	**10,000,000.00**	**10,000,469.41**	**8,003,881.21**
MB18 - MBIA COUNTYS CARES ACT													
State Pool													
MB18-MBIA COUNTY'S CARES ACT	AR-0048	State Pool	05/12/20	Open	37,035,668.47	30,748,464.30	37,035,668.47	30,748,464.30	0.00	0.00	67,000,000.00	37,035,668.47	30,748,464.30
State Pool Total					**37,035,668.47**	**30,748,464.30**	**37,035,668.47**	**30,748,464.30**	**0.00**	**0.00**	**67,000,000.00**	**37,035,668.47**	**30,748,464.30**
MB18 - MBIA COUNTYS CARES ACT Total					**37,035,668.47**	**30,748,464.30**	**37,035,668.47**	**30,748,464.30**	**0.00**	**0.00**	**67,000,000.00**	**37,035,668.47**	**30,748,464.30**
MB24 - MBIA DEBT SERVICE													
State Pool													
MB24-MBIA DEBT SERVICE	AR-0054	State Pool	05/13/20	Open	25,525,564.01	25,535,468.01	25,525,564.01	25,535,468.01	0.00	0.00	21,000,000.00	25,525,564.01	25,535,468.01
State Pool Total					**25,525,564.01**	**25,535,468.01**	**25,525,564.01**	**25,535,468.01**	**0.00**	**0.00**	**21,000,000.00**	**25,525,564.01**	**25,535,468.01**
MB24 - MBIA DEBT SERVICE Total					**25,525,564.01**	**25,535,468.01**	**25,525,564.01**	**25,535,468.01**	**0.00**	**0.00**	**21,000,000.00**	**25,525,564.01**	**25,535,468.01**
MB04 - MBIA DRAINAGE													
State Pool													
MB04-MBIA Drainage	AR-0017	State Pool	11/01/08	Open	12,799,003.58	12,803,969.66	12,799,003.58	12,803,969.66	0.00	0.00	1,267,218.21	12,799,003.58	12,803,969.66
State Pool Total					**12,799,003.58**	**12,803,969.66**	**12,799,003.58**	**12,803,969.66**	**0.00**	**0.00**	**1,267,218.21**	**12,799,003.58**	**12,803,969.66**
MB04 - MBIA DRAINAGE Total					**12,799,003.58**	**12,803,969.66**	**12,799,003.58**	**12,803,969.66**	**0.00**	**0.00**	**1,267,218.21**	**12,799,003.58**	**12,803,969.66**
MB25 - MBIA DRAINAGE DEBT SERVICE													
State Pool													
MB25-MBIA DRAINAGE DEBT SERVICE	AR-0055	State Pool	05/13/20	Open	3,504,596.80	3,505,956.59	3,504,596.80	3,505,956.59	0.00	0.00	1,000,000.00	3,504,596.80	3,505,956.59
State Pool Total					**3,504,596.80**	**3,505,956.59**	**3,504,596.80**	**3,505,956.59**	**0.00**	**0.00**	**1,000,000.00**	**3,504,596.80**	**3,505,956.59**
MB25 - MBIA DRAINAGE DEBT SERVICE Total					**3,504,596.80**	**3,505,956.59**	**3,504,596.80**	**3,505,956.59**	**0.00**	**0.00**	**1,000,000.00**	**3,504,596.80**	**3,505,956.59**
MB26 - MBIA FACILITIES BOND 2018													
State Pool													
MB26-FACILITIES BOND 2018	AR-0056	State Pool	05/13/20	Open	8,041,161.32	8,044,281.32	8,041,161.32	8,044,281.32	0.00	0.00	14,000,000.00	8,041,161.32	8,044,281.32
State Pool Total					**8,041,161.32**	**8,044,281.32**	**8,041,161.32**	**8,044,281.32**	**0.00**	**0.00**	**14,000,000.00**	**8,041,161.32**	**8,044,281.32**
MB26 - MBIA FACILITIES BOND 2018 Total					**8,041,161.32**	**8,044,281.32**	**8,041,161.32**	**8,044,281.32**	**0.00**	**0.00**	**14,000,000.00**	**8,041,161.32**	**8,044,281.32**
MB32 - MBIA FBC ASSIST DIST #11													
Money Market													
MB32-MBIA FBC ASSIST DIST #11	AR-0063	Money Market	03/11/22	Open	3,000,577.39	3,001,741.63	3,000,577.39	3,001,741.63	0.00	0.00	3,000,000.00	3,000,577.39	3,001,741.63

Portfolio Position
Ft. Bend County
Effective Interest - Actual Life
Receipts in Period
04/01/22 - 04/30/22

CUSIP	Invest Number	Security Description	Purchase Date	Call Date	Par Value On 04/01/22	Par Value On 04/30/22	Market Val On 04/01/22	Market Val On 04/30/22	Purchase Cost	Sales Proceeds	Original Princ/Cost	Amor Value On 04/01/22	Amor Value On 04/30/22
Money Market Total					**3,000,577.39**	**3,001,741.63**	**3,000,577.39**	**3,001,741.63**	**0.00**	**0.00**	**3,000,000.00**	**3,000,577.39**	**3,001,741.63**
MB32 - MBIA FBC ASSIST DIST #11 Total					**3,000,577.39**	**3,001,741.63**	**3,000,577.39**	**3,001,741.63**	**0.00**	**0.00**	**3,000,000.00**	**3,000,577.39**	**3,001,741.63**
MB19 - MBIA FBC ASSIST DIST #2													
State Pool													
MB19-MBIA FBC ASSIST. DIST. #2	AR-0049	State Pool	05/13/20	Open	6,509,981.64	6,512,507.55	6,509,981.64	6,512,507.55	0.00	0.00	2,500,000.00	6,509,981.64	6,512,507.55
State Pool Total					**6,509,981.64**	**6,512,507.55**	**6,509,981.64**	**6,512,507.55**	**0.00**	**0.00**	**2,500,000.00**	**6,509,981.64**	**6,512,507.55**
MB19 - MBIA FBC ASSIST DIST #2 Total					**6,509,981.64**	**6,512,507.55**	**6,509,981.64**	**6,512,507.55**	**0.00**	**0.00**	**2,500,000.00**	**6,509,981.64**	**6,512,507.55**
MB20 - MBIA FBC ASSIST DIST #4													
State Pool													
MB20- MBIA FBC ASSIST. DIST. #4	AR-0050	State Pool	05/13/20	Open	1,254,070.69	1,254,557.27	1,254,070.69	1,254,557.27	0.00	0.00	1,250,000.00	1,254,070.69	1,254,557.27
State Pool Total					**1,254,070.69**	**1,254,557.27**	**1,254,070.69**	**1,254,557.27**	**0.00**	**0.00**	**1,250,000.00**	**1,254,070.69**	**1,254,557.27**
MB20 - MBIA FBC ASSIST DIST #4 Total					**1,254,070.69**	**1,254,557.27**	**1,254,070.69**	**1,254,557.27**	**0.00**	**0.00**	**1,250,000.00**	**1,254,070.69**	**1,254,557.27**
MB37 - MBIA FBC ASSIST DIST #7													
Money Market													
MB37-MBIA FBC ASSIST DIST #7	AR-0066	Money Market	03/14/22	Open	1,000,173.48	1,000,561.55	1,000,173.48	1,000,561.55	0.00	0.00	1,000,000.00	1,000,173.48	1,000,561.55
Money Market Total					**1,000,173.48**	**1,000,561.55**	**1,000,173.48**	**1,000,561.55**	**0.00**	**0.00**	**1,000,000.00**	**1,000,173.48**	**1,000,561.55**
MB37 - MBIA FBC ASSIST DIST #7 Total					**1,000,173.48**	**1,000,561.55**	**1,000,173.48**	**1,000,561.55**	**0.00**	**0.00**	**1,000,000.00**	**1,000,173.48**	**1,000,561.55**
MB31 - MBIA FBC ASSIST DIST #9													
Money Market													
MB31-MBIA FBC ASSIST DIST #9	AR-0062	Money Market	03/11/22	Open	2,000,384.91	2,001,161.07	2,000,384.91	2,001,161.07	0.00	0.00	2,000,000.00	2,000,384.91	2,001,161.07
Money Market Total					**2,000,384.91**	**2,001,161.07**	**2,000,384.91**	**2,001,161.07**	**0.00**	**0.00**	**2,000,000.00**	**2,000,384.91**	**2,001,161.07**
MB31 - MBIA FBC ASSIST DIST #9 Total					**2,000,384.91**	**2,001,161.07**	**2,000,384.91**	**2,001,161.07**	**0.00**	**0.00**	**2,000,000.00**	**2,000,384.91**	**2,001,161.07**
MB36 - MBIA FEE OFFICER													
Money Market													
MB36-MBIA FEE OFFICER	AR-0065	Money Market	03/14/22	Open	2,000,420.55	1,000,952.80	2,000,420.55	1,000,952.80	0.00	0.00	3,000,000.00	2,000,420.55	1,000,952.80
Money Market Total					**2,000,420.55**	**1,000,952.80**	**2,000,420.55**	**1,000,952.80**	**0.00**	**0.00**	**3,000,000.00**	**2,000,420.55**	**1,000,952.80**
MB36 - MBIA FEE OFFICER Total					**2,000,420.55**	**1,000,952.80**	**2,000,420.55**	**1,000,952.80**	**0.00**	**0.00**	**3,000,000.00**	**2,000,420.55**	**1,000,952.80**
MB30 - MBIA Flood Proj Drainage 20													
State Pool													
MB30-MBIA FLOOD PRO DRAINAGE 20	AR-0061	State Pool	08/02/21	Open	16,008,875.92	16,015,087.41	16,008,875.92	16,015,087.41	0.00	0.00	10,000,000.00	16,008,875.92	16,015,087.41
State Pool Total					**16,008,875.92**	**16,015,087.41**	**16,008,875.92**	**16,015,087.41**	**0.00**	**0.00**	**10,000,000.00**	**16,008,875.92**	**16,015,087.41**
MB30 - MBIA Flood Proj Drainage 20 Total					**16,008,875.92**	**16,015,087.41**	**16,008,875.92**	**16,015,087.41**	**0.00**	**0.00**	**10,000,000.00**	**16,008,875.92**	**16,015,087.41**
MB02 - MBIA GENERAL													
State Pool													
MB02-MBIA General	AR-0015	State Pool	11/01/08	Open	59,080,291.21	94,108,491.65	59,080,291.21	94,108,491.65	0.00	0.00	17,374,917.83	59,080,291.21	94,108,491.65
State Pool Total					**59,080,291.21**	**94,108,491.65**	**59,080,291.21**	**94,108,491.65**	**0.00**	**0.00**	**17,374,917.83**	**59,080,291.21**	**94,108,491.65**
MB02 - MBIA GENERAL Total					**59,080,291.21**	**94,108,491.65**	**59,080,291.21**	**94,108,491.65**	**0.00**	**0.00**	**17,374,917.83**	**59,080,291.21**	**94,108,491.65**
MB23 - MBIA JUVENILE													
State Pool													
MB23-MBIA JUVENILE	AR-0053	State Pool	05/13/20	Open	13,007,096.81	11,511,934.35	13,007,096.81	11,511,934.35	0.00	0.00	8,000,000.00	13,007,096.81	11,511,934.35
State Pool Total					**13,007,096.81**	**11,511,934.35**	**13,007,096.81**	**11,511,934.35**	**0.00**	**0.00**	**8,000,000.00**	**13,007,096.81**	**11,511,934.35**
MB23 - MBIA JUVENILE Total					**13,007,096.81**	**11,511,934.35**	**13,007,096.81**	**11,511,934.35**	**0.00**	**0.00**	**8,000,000.00**	**13,007,096.81**	**11,511,934.35**
MB33 - MBIA MOBILITY 2020 PROJECTS													
Money Market													
MB33-MBIA MOBILITY 2020 PROJECT	AR-0064	Money Market	03/11/22	Open	7,000,910.67	0.00	7,000,910.67	0.00	0.00	0.00	4,000,000.00	7,000,910.67	0.00
Money Market Total					**7,000,910.67**	**0.00**	**7,000,910.67**	**0.00**	**0.00**	**0.00**	**4,000,000.00**	**7,000,910.67**	**0.00**
MB33 - MBIA MOBILITY 2020 PROJECTS Total					**7,000,910.67**	**0.00**	**7,000,910.67**	**0.00**	**0.00**	**0.00**	**4,000,000.00**	**7,000,910.67**	**0.00**
MB35 - MBIA Mobility Projects													
Money Market													

Portfolio Position
Ft. Bend County
Effective Interest - Actual Life
Receipts in Period
04/01/22 - 04/30/22

CUSIP	Invest Number	Security Description	Purchase Date	Call Date	Par Value On 04/01/22	Par Value On 04/30/22	Market Val On 04/01/22	Market Val On 04/30/22	Purchase Cost	Sales Proceeds	Original Princ/Cost	Amor Value On 04/01/22	Amor Value On 04/30/22
MB35-MBIA MOBILITY PROJ. 2022	AR-0069	Money Market	03/28/22	Open	15,000,704.14	10,506,172.77	15,000,704.14	10,506,172.77	0.00	0.00	15,000,000.00	15,000,704.14	10,506,172.77
Money Market Total					**15,000,704.14**	**10,506,172.77**	**15,000,704.14**	**10,506,172.77**	**0.00**	**0.00**	**15,000,000.00**	**15,000,704.14**	**10,506,172.77**
MB35 - MBIA Mobility Projects Total					**15,000,704.14**	**10,506,172.77**	**15,000,704.14**	**10,506,172.77**	**0.00**	**0.00**	**15,000,000.00**	**15,000,704.14**	**10,506,172.77**
MB03 - MBIA ROAD & BRIDGE													
State Pool													
MB03-MBIA Road & Bridge	AR-0016	State Pool	11/01/08	Open	4,079,338.92	4,080,921.71	4,079,338.92	4,080,921.71	0.00	0.00	2,856,438.24	4,079,338.92	4,080,921.71
State Pool Total					**4,079,338.92**	**4,080,921.71**	**4,079,338.92**	**4,080,921.71**	**0.00**	**0.00**	**2,856,438.24**	**4,079,338.92**	**4,080,921.71**
MB03 - MBIA ROAD & BRIDGE Total					**4,079,338.92**	**4,080,921.71**	**4,079,338.92**	**4,080,921.71**	**0.00**	**0.00**	**2,856,438.24**	**4,079,338.92**	**4,080,921.71**
MB29 - MBIA Sr Lien 2021													
State Pool													
MB29-MBIA SR LIEN TOLL RD 2021	AR-0060	State Pool	08/02/21	Open	67,544,062.48	66,569,940.92	67,544,062.48	66,569,940.92	0.00	0.00	68,000,000.00	67,544,062.48	66,569,940.92
State Pool Total					**67,544,062.48**	**66,569,940.92**	**67,544,062.48**	**66,569,940.92**	**0.00**	**0.00**	**68,000,000.00**	**67,544,062.48**	**66,569,940.92**
MB29 - MBIA Sr Lien 2021 Total					**67,544,062.48**	**66,569,940.92**	**67,544,062.48**	**66,569,940.92**	**0.00**	**0.00**	**68,000,000.00**	**67,544,062.48**	**66,569,940.92**
MB06 - MBIA TOLL RD OPERATIONS													
State Pool													
MB06-MBIA Toll Rd. Operations	AR-0019	State Pool	11/01/08	Open	66,036,651.00	66,062,273.48	66,036,651.00	66,062,273.48	0.00	0.00	3,143,377.27	66,036,651.00	66,062,273.48
State Pool Total					**66,036,651.00**	**66,062,273.48**	**66,036,651.00**	**66,062,273.48**	**0.00**	**0.00**	**3,143,377.27**	**66,036,651.00**	**66,062,273.48**
MB06 - MBIA TOLL RD OPERATIONS Total					**66,036,651.00**	**66,062,273.48**	**66,036,651.00**	**66,062,273.48**	**0.00**	**0.00**	**3,143,377.27**	**66,036,651.00**	**66,062,273.48**
MB27 - MBIA TX HERITAGE PARKWAY 2020													
State Pool													
MB27-MBIA TX HERITAGE PARKWAY	AR-0057	State Pool	05/13/20	Open	3,010,749.24	3,011,917.43	3,010,749.24	3,011,917.43	0.00	0.00	17,000,000.00	3,010,749.24	3,011,917.43
State Pool Total					**3,010,749.24**	**3,011,917.43**	**3,010,749.24**	**3,011,917.43**	**0.00**	**0.00**	**17,000,000.00**	**3,010,749.24**	**3,011,917.43**
MB27 - MBIA TX HERITAGE PARKWAY 2020 Total					**3,010,749.24**	**3,011,917.43**	**3,010,749.24**	**3,011,917.43**	**0.00**	**0.00**	**17,000,000.00**	**3,010,749.24**	**3,011,917.43**
MB28 - MBIAGrand Parkway 2021													
State Pool													
MB28-MBIA GRAND PARKWAY 2021	AR-0059	State Pool	08/02/21	Open	30,019,420.60	29,030,799.83	30,019,420.60	29,030,799.83	0.00	0.00	25,000,000.00	30,019,420.60	29,030,799.83
State Pool Total					**30,019,420.60**	**29,030,799.83**	**30,019,420.60**	**29,030,799.83**	**0.00**	**0.00**	**25,000,000.00**	**30,019,420.60**	**29,030,799.83**
MB28 - MBIAGrand Parkway 2021 Total					**30,019,420.60**	**29,030,799.83**	**30,019,420.60**	**29,030,799.83**	**0.00**	**0.00**	**25,000,000.00**	**30,019,420.60**	**29,030,799.83**
802 - Sr Lien 2016													
State Pool													
MB17 - SR LIEN BOND 2016	AR-0046	State Pool	12/09/16	Open	7,023,641.97	3,025,051.48	7,023,641.97	3,025,051.48	0.00	0.00	35,000,000.00	7,023,641.97	3,025,051.48
State Pool Total					**7,023,641.97**	**3,025,051.48**	**7,023,641.97**	**3,025,051.48**	**0.00**	**0.00**	**35,000,000.00**	**7,023,641.97**	**3,025,051.48**
802 - Sr Lien 2016 Total					**7,023,641.97**	**3,025,051.48**	**7,023,641.97**	**3,025,051.48**	**0.00**	**0.00**	**35,000,000.00**	**7,023,641.97**	**3,025,051.48**
TT05 - TEXAS TERM DRAINAGE													
State Pool													
TT05-TX TERM Drainage	AR-0027	State Pool	11/01/08	Open	354.59	354.68	354.59	354.68	0.00	0.00	109,774.61	354.59	354.68
State Pool Total					**354.59**	**354.68**	**354.59**	**354.68**	**0.00**	**0.00**	**109,774.61**	**354.59**	**354.68**
TT05 - TEXAS TERM DRAINAGE Total					**354.59**	**354.68**	**354.59**	**354.68**	**0.00**	**0.00**	**109,774.61**	**354.59**	**354.68**
TT00 - TEXAS TERM GENERAL													
State Pool													
TT00-TX TERM General	AR-0022	State Pool	11/01/08	Open	1,072.06	1,072.32	1,072.06	1,072.32	0.00	0.00	10,006,437.87	1,072.06	1,072.32
State Pool Total					**1,072.06**	**1,072.32**	**1,072.06**	**1,072.32**	**0.00**	**0.00**	**10,006,437.87**	**1,072.06**	**1,072.32**
TT00 - TEXAS TERM GENERAL Total					**1,072.06**	**1,072.32**	**1,072.06**	**1,072.32**	**0.00**	**0.00**	**10,006,437.87**	**1,072.06**	**1,072.32**
TT04 - TEXAS TERM ROAD & BRIDGE													
State Pool													
TT04-TX TERM Road & Bridge	AR-0026	State Pool	11/01/08	Open	1,068.89	1,069.15	1,068.89	1,069.15	0.00	0.00	10,463.28	1,068.89	1,069.15
State Pool Total					**1,068.89**	**1,069.15**	**1,068.89**	**1,069.15**	**0.00**	**0.00**	**10,463.28**	**1,068.89**	**1,069.15**
TT04 - TEXAS TERM ROAD & BRIDGE Total					**1,068.89**	**1,069.15**	**1,068.89**	**1,069.15**	**0.00**	**0.00**	**10,463.28**	**1,068.89**	**1,069.15**
TT02 - TEXAS TERM TOLL OPERATIONS													

Portfolio Position
Ft. Bend County
Effective Interest - Actual Life
Receipts in Period
04/01/22 - 04/30/22

CUSIP	Invest Number	Security Description	Purchase Date	Call Date	Par Value On 04/01/22	Par Value On 04/30/22	Market Val On 04/01/22	Market Val On 04/30/22	Purchase Cost	Sales Proceeds	Original Princ/Cost	Amor Value On 04/01/22	Amor Value On 04/30/22
State Pool													
TT02-TX TERM Toll Rd. Operation	AR-0024	State Pool	11/01/08	Open	1,070.84	1,071.10	1,070.84	1,071.10	0.00	0.00	0.00	1,070.84	1,071.10
State Pool Total					**1,070.84**	**1,071.10**	**1,070.84**	**1,071.10**	**0.00**	**0.00**	**0.00**	**1,070.84**	**1,071.10**
TT02 - TEXAS TERM TOLL OPERATIONS Total					**1,070.84**	**1,071.10**	**1,070.84**	**1,071.10**	**0.00**	**0.00**	**0.00**	**1,070.84**	**1,071.10**
09 - Temporary Holding													
Money Market													
Cadence-Money Market Accts	AR-0058	Money Market	01/31/21	Open	124,437,973.69	71,277,377.42	124,437,973.69	71,277,377.42	0.00	0.00	210,194,488.52	124,437,973.69	71,277,377.42
Money Market Total					**124,437,973.69**	**71,277,377.42**	**124,437,973.69**	**71,277,377.42**	**0.00**	**0.00**	**210,194,488.52**	**124,437,973.69**	**71,277,377.42**
09 - Temporary Holding Total					**124,437,973.69**	**71,277,377.42**	**124,437,973.69**	**71,277,377.42**	**0.00**	**0.00**	**210,194,488.52**	**124,437,973.69**	**71,277,377.42**
Combined Port													
Money Market													
Cadence-Money Market Accts	AR-0058	Money Market	01/31/21	Open	124,437,973.69	71,277,377.42	124,437,973.69	71,277,377.42	0.00	0.00	210,194,488.52	124,437,973.69	71,277,377.42
MB31-MBIA FBC ASSIST DIST #9	AR-0062	Money Market	03/11/22	Open	2,000,384.91	2,001,161.07	2,000,384.91	2,001,161.07	0.00	0.00	2,000,000.00	2,000,384.91	2,001,161.07
MB32-MBIA FBC ASSIST DIST #11	AR-0063	Money Market	03/11/22	Open	3,000,577.39	3,001,741.63	3,000,577.39	3,001,741.63	0.00	0.00	3,000,000.00	3,000,577.39	3,001,741.63
MB33-MBIA MOBILITY 2020 PROJECT	AR-0064	Money Market	03/11/22	Open	7,000,910.67	0.00	7,000,910.67	0.00	0.00	0.00	4,000,000.00	7,000,910.67	0.00
MB34-MBIA CERT OF OBLIGATION 22	AR-0068	Money Market	03/03/22	Open	10,000,469.41	8,003,881.21	10,000,469.41	8,003,881.21	0.00	0.00	10,000,000.00	10,000,469.41	8,003,881.21
MB35-MBIA MOBILITY PROJ. 2022	AR-0069	Money Market	03/28/22	Open	15,000,704.14	10,506,172.77	15,000,704.14	10,506,172.77	0.00	0.00	15,000,000.00	15,000,704.14	10,506,172.77
MB36-MBIA FEE OFFICER	AR-0065	Money Market	03/14/22	Open	2,000,420.55	1,000,952.80	2,000,420.55	1,000,952.80	0.00	0.00	3,000,000.00	2,000,420.55	1,000,952.80
MB37-MBIA FBC ASSIST DIST #7	AR-0066	Money Market	03/14/22	Open	1,000,173.48	1,000,561.55	1,000,173.48	1,000,561.55	0.00	0.00	1,000,000.00	1,000,173.48	1,000,561.55
MB38-MBIA 2020A FBC TAX NOTE	AR-0067	Money Market	03/14/22	Open	2,000,346.93	2,001,123.07	2,000,346.93	2,001,123.07	0.00	0.00	2,000,000.00	2,000,346.93	2,001,123.07
Money Market Total					**166,441,961.17**	**98,792,971.52**	**166,441,961.17**	**98,792,971.52**	**0.00**	**0.00**	**250,194,488.52**	**166,441,961.17**	**98,792,971.52**
State Pool													
LO10-LOGIC-COUNTY'S CARE ACT	AR-0047	State Pool	05/12/20	Open	6,006,707.84	6,008,778.90	6,006,707.84	6,008,778.90	0.00	0.00	67,000,000.00	6,006,707.84	6,008,778.90
LO11-Logic-Moblity Proj 2022	AR-0070	State Pool	04/01/22	Open	0.00	11,003,792.70	0.00	11,003,792.70	11,000,000.00	0.00	11,000,000.00	0.00	11,003,792.70
LO12-Logic-Cert of Oblig 22	AR-0071	State Pool	04/01/22	Open	0.00	11,003,792.70	0.00	11,003,792.70	11,000,000.00	0.00	11,000,000.00	0.00	11,003,792.70
LOG1-Logic- General	AR-0028	State Pool	11/10/08	Open	125,784,094.64	115,825,368.17	125,784,094.64	115,825,368.17	0.00	0.00	10,000,000.00	125,784,094.64	115,825,368.17
LOG2-Logic-Toll Rd.Operations	AR-0029	State Pool	11/10/08	Open	40,147,452.59	40,161,295.04	40,147,452.59	40,161,295.04	0.00	0.00	2,000,000.00	40,147,452.59	40,161,295.04
LOG5-Logic-Drainage	AR-0032	State Pool	11/10/08	Open	8,025,031.35	8,027,798.30	8,025,031.35	8,027,798.30	0.00	0.00	500,000.00	8,025,031.35	8,027,798.30
LOG8-Logic-Road & Bridge	AR-0035	State Pool	11/10/08	Open	10,527,704.52	10,531,334.38	10,527,704.52	10,531,334.38	0.00	0.00	1,000,000.00	10,527,704.52	10,531,334.38
MB02-MBIA General	AR-0015	State Pool	11/01/08	Open	59,080,291.21	94,108,491.65	59,080,291.21	94,108,491.65	0.00	0.00	17,374,917.83	59,080,291.21	94,108,491.65
MB03-MBIA Road & Bridge	AR-0016	State Pool	11/01/08	Open	4,079,338.92	4,080,921.71	4,079,338.92	4,080,921.71	0.00	0.00	2,856,438.24	4,079,338.92	4,080,921.71
MB04-MBIA Drainage	AR-0017	State Pool	11/01/08	Open	12,799,003.58	12,803,969.66	12,799,003.58	12,803,969.66	0.00	0.00	1,267,218.21	12,799,003.58	12,803,969.66
MB06-MBIA Toll Rd. Operations	AR-0019	State Pool	11/01/08	Open	66,036,651.00	66,062,273.48	66,036,651.00	66,062,273.48	0.00	0.00	3,143,377.27	66,036,651.00	66,062,273.48
MB12-MBIA ESD 100 AGREEMENT	AR-0041	State Pool	08/31/16	Open	5,993,811.23	5,996,136.85	5,993,811.23	5,996,136.85	0.00	0.00	3,900,000.00	5,993,811.23	5,996,136.85
MB13-MBIA ASSISTANCE DIST #1	AR-0042	State Pool	08/31/16	Open	8,003,934.59	8,007,040.15	8,003,934.59	8,007,040.15	0.00	0.00	10,000,000.00	8,003,934.59	8,007,040.15
MB14-MBIA GR PARKWAY OPERATIONS	AR-0043	State Pool	08/31/16	Open	44,138,364.31	44,155,490.20	44,138,364.31	44,155,490.20	0.00	0.00	8,500,000.00	44,138,364.31	44,155,490.20
MB17 - SR LIEN BOND 2016	AR-0046	State Pool	12/09/16	Open	7,023,641.97	3,025,051.48	7,023,641.97	3,025,051.48	0.00	0.00	35,000,000.00	7,023,641.97	3,025,051.48
MB18-MBIA COUNTY'S CARES ACT	AR-0048	State Pool	05/12/20	Open	37,035,668.47	30,748,464.30	37,035,668.47	30,748,464.30	0.00	0.00	67,000,000.00	37,035,668.47	30,748,464.30
MB19-MBIA FBC ASSIST. DIST. #2	AR-0049	State Pool	05/13/20	Open	6,509,981.64	6,512,507.55	6,509,981.64	6,512,507.55	0.00	0.00	2,500,000.00	6,509,981.64	6,512,507.55
MB20- MBIA FBC ASSIST. DIST. #4	AR-0050	State Pool	05/13/20	Open	1,254,070.69	1,254,557.27	1,254,070.69	1,254,557.27	0.00	0.00	1,250,000.00	1,254,070.69	1,254,557.27
MB21-MBIA FBC ASSIST. DIST. #6	AR-0051	State Pool	05/13/20	Open	2,006,512.95	2,007,291.46	2,006,512.95	2,007,291.46	0.00	0.00	2,000,000.00	2,006,512.95	2,007,291.46
MB23-MBIA JUVENILE	AR-0053	State Pool	05/13/20	Open	13,007,096.81	11,511,934.35	13,007,096.81	11,511,934.35	0.00	0.00	8,000,000.00	13,007,096.81	11,511,934.35
MB24-MBIA DEBT SERVICE	AR-0054	State Pool	05/13/20	Open	25,525,564.01	25,535,468.01	25,525,564.01	25,535,468.01	0.00	0.00	21,000,000.00	25,525,564.01	25,535,468.01
MB25-MBIA DRAINAGE DEBT SERVICE	AR-0055	State Pool	05/13/20	Open	3,504,596.80	3,505,956.59	3,504,596.80	3,505,956.59	0.00	0.00	1,000,000.00	3,504,596.80	3,505,956.59
MB26-FACILITIES BOND 2018	AR-0056	State Pool	05/13/20	Open	8,041,161.32	8,044,281.32	8,041,161.32	8,044,281.32	0.00	0.00	14,000,000.00	8,041,161.32	8,044,281.32
MB27-MBIA TX HERITAGE PARKWAY	AR-0057	State Pool	05/13/20	Open	3,010,749.24	3,011,917.43	3,010,749.24	3,011,917.43	0.00	0.00	17,000,000.00	3,010,749.24	3,011,917.43
MB28-MBIA GRAND PARKWAY 2021	AR-0059	State Pool	08/02/21	Open	30,019,420.60	29,030,799.83	30,019,420.60	29,030,799.83	0.00	0.00	25,000,000.00	30,019,420.60	29,030,799.83
MB29-MBIA SR LIEN TOLL RD 2021	AR-0060	State Pool	08/02/21	Open	67,544,062.48	66,569,940.92	67,544,062.48	66,569,940.92	0.00	0.00	68,000,000.00	67,544,062.48	66,569,940.92
MB30-MBIA FLOOD PRO DRAINAGE 20	AR-0061	State Pool	08/02/21	Open	16,008,875.92	16,015,087.41	16,008,875.92	16,015,087.41	0.00	0.00	10,000,000.00	16,008,875.92	16,015,087.41

Portfolio Position
Ft. Bend County
Effective Interest - Actual Life
Receipts in Period
04/01/22 - 04/30/22

CUSIP	Invest Number	Security Description	Purchase Date	Call Date	Par Value On 04/01/22	Par Value On 04/30/22	Market Val On 04/01/22	Market Val On 04/30/22	Purchase Cost	Sales Proceeds	Original Princ/Cost	Amor Value On 04/01/22	Amor Value On 04/30/22
TT00-TX TERM General	AR-0022	State Pool	11/01/08	Open	1,072.06	1,072.32	1,072.06	1,072.32	0.00	0.00	10,006,437.87	1,072.06	1,072.32
TT02-TX TERM Toll Rd. Operation	AR-0024	State Pool	11/01/08	Open	1,070.84	1,071.10	1,070.84	1,071.10	0.00	0.00	0.00	1,070.84	1,071.10
TT04-TX TERM Road & Bridge	AR-0026	State Pool	11/01/08	Open	1,068.89	1,069.15	1,068.89	1,069.15	0.00	0.00	10,463.28	1,068.89	1,069.15
TT05-TX TERM Drainage	AR-0027	State Pool	11/01/08	Open	354.59	354.68	354.59	354.68	0.00	0.00	109,774.61	354.59	354.68
State Pool Total					**611,117,355.06**	**644,553,309.06**	**611,117,355.06**	**644,553,309.06**	**22,000,000.00**	**0.00**	**431,418,627.31**	**611,117,355.06**	**644,553,309.06**
Combined Port Total					**777,559,316.23**	**743,346,280.58**	**777,559,316.23**	**743,346,280.58**	**22,000,000.00**	**0.00**	**681,613,115.83**	**777,559,316.23**	**743,346,280.58**

Earnings and Yields Summary

Ft. Bend County

Effective Interest - Actual Life
Receipts in Period
04/01/22 - 04/30/22

Security Description	04/01/22 04/07/22	04/08/22 04/14/22	04/15/22 04/21/22	04/22/22 04/28/22	04/29/22 04/30/22	04/01/22 04/30/22
Combined Port						
Money Market	4,879.67	4,791.59	4,543.75	3,833.29	1,176.47	19,224.77
State Pool	55,183.80	55,038.87	54,293.77	55,422.87	20,980.77	240,920.08
Port Total	**60,063.47**	**59,830.46**	**58,837.52**	**59,256.16**	**22,157.24**	**260,144.85**
Combined Port						
Money Market	0.1531	0.1513	0.1460	0.1297	0.1713	0.1466
State Pool	0.4547	0.4549	0.4554	0.4556	0.5942	0.4646
Port Total	**0.3920**	**0.3919**	**0.3914**	**0.3919**	**0.5253**	**0.4005**

Maturity Aging
Ft. Bend County
Effective Interest - Actual Life
Receipts in Period
04/30/22

CUSIP	Invest Number	Security Description	Purchase Date	Days to Maturity	Yield Matur
Cash / Money Market					
Cadence-Money Market Accts	AR-0058	Money Market	01/31/21	0	0.0700
LO10-LOGIC-COUNTY'S CARE ACT	AR-0047	State Pool	05/12/20	0	0.4195
LO11-Logic-Moblity Proj 2022	AR-0070	State Pool	04/01/22	0	0.4195
LO12-Logic-Cert of Oblig 22	AR-0071	State Pool	04/01/22	0	0.4195
LOG1-Logic- General	AR-0028	State Pool	11/10/08	0	0.4195
LOG2-Logic-Toll Rd.Operations	AR-0029	State Pool	11/10/08	0	0.4195
LOG5-Logic-Drainage	AR-0032	State Pool	11/10/08	0	0.4195
LOG8-Logic-Road & Bridge	AR-0035	State Pool	11/10/08	0	0.4195
MB02-MBIA General	AR-0015	State Pool	11/01/08	0	0.4720
MB03-MBIA Road & Bridge	AR-0016	State Pool	11/01/08	0	0.4720
MB04-MBIA Drainage	AR-0017	State Pool	11/01/08	0	0.4720
MB06-MBIA Toll Rd. Operations	AR-0019	State Pool	11/01/08	0	0.4720
MB12-MBIA ESD 100 AGREEMENT	AR-0041	State Pool	08/31/16	0	0.4720
MB13-MBIA ASSISTANCE DIST #1	AR-0042	State Pool	08/31/16	0	0.4720
MB14-MBIA GR PARKWAY OPERATIONS	AR-0043	State Pool	08/31/16	0	0.4720
MB17 - SR LIEN BOND 2016	AR-0046	State Pool	12/09/16	0	0.4720
MB18-MBIA COUNTY'S CARES ACT	AR-0048	State Pool	05/12/20	0	0.4720
MB19-MBIA FBC ASSIST. DIST. #2	AR-0049	State Pool	05/13/20	0	0.4720
MB20- MBIA FBC ASSIST. DIST. #4	AR-0050	State Pool	05/13/20	0	0.4720
MB21-MBIA FBC ASSIST. DIST. #6	AR-0051	State Pool	05/13/20	0	0.4720
MB23-MBIA JUVENILE	AR-0053	State Pool	05/13/20	0	0.4720
MB24-MBIA DEBT SERVICE	AR-0054	State Pool	05/13/20	0	0.4720
MB25-MBIA DRAINAGE DEBT SERVICE	AR-0055	State Pool	05/13/20	0	0.4720
MB26-FACILITIES BOND 2018	AR-0056	State Pool	05/13/20	0	0.4720
MB27-MBIA TX HERITAGE PARKWAY	AR-0057	State Pool	05/13/20	0	0.4720
MB28-MBIA GRAND PARKWAY 2021	AR-0059	State Pool	08/02/21	0	0.4720
MB29-MBIA SR LIEN TOLL RD 2021	AR-0060	State Pool	08/02/21	0	0.4720
MB30-MBIA FLOOD PRO DRAINAGE 20	AR-0061	State Pool	08/02/21	0	0.4720
MB31-MBIA FBC ASSIST DIST #9	AR-0062	Money Market	03/11/22	0	0.2857
MB32-MBIA FBC ASSIST DIST #11	AR-0063	Money Market	03/11/22	0	0.4720
MB33-MBIA MOBILITY 2020 PROJECT	AR-0064	Money Market	03/11/22	0	0.4720
MB34-MBIA CERT OF OBLIGATION 22	AR-0068	Money Market	03/03/22	0	0.4720
MB35-MBIA MOBILITY PROJ. 2022	AR-0069	Money Market	03/28/22	0	0.4720
MB36-MBIA FEE OFFICER	AR-0065	Money Market	03/14/22	0	0.4720
MB37-MBIA FBC ASSIST DIST #7	AR-0066	Money Market	03/14/22	0	0.4720
MB38-MBIA 2020A FBC TAX NOTE	AR-0067	Money Market	03/14/22	0	0.4720
TT00-TX TERM General	AR-0022	State Pool	11/01/08	0	0.3000
TT02-TX TERM Toll Rd. Operation	AR-0024	State Pool	11/01/08	0	0.3000
TT04-TX TERM Road & Bridge	AR-0026	State Pool	11/01/08	0	0.3000
TT05-TX TERM Drainage	AR-0027	State Pool	11/01/08	0	0.3000
Cash / Money Market Total				**0**	**0.4186**
Investment Total				**0**	**0.4186**

Activity Statement
Ft. Bend County
Effective Interest - Actual Life
Receipts in Period
04/01/22 - 04/30/22

Purchase Date	Sale Date	CUSIP	Invest Number	Security Description	Amor Value On 04/01/22	Changes In Principal	Purchase Cost	Sales Proceeds	Purchased Interest	Int/Div Rec In the Perd	Amor Value On 04/30/22
Money Market											
01/31/21	Open	Cadence-Money Market Accts	AR-0058	Money Market	124,437,973.69	-53,160,596.27	0.00	0.00	0.00	5,066.06	71,277,377.42
03/11/22	Open	MB31-MBIA FBC ASSIST DIST #9	AR-0062	Money Market	2,000,384.91	776.16	0.00	0.00	0.00	776.16	2,001,161.07
03/11/22	Open	MB32-MBIA FBC ASSIST DIST #11	AR-0063	Money Market	3,000,577.39	1,164.24	0.00	0.00	0.00	1,164.24	3,001,741.63
03/11/22	Open	MB33-MBIA MOBILITY 2020 PROJECT	AR-0064	Money Market	7,000,910.67	-7,000,910.67	0.00	0.00	0.00	1,641.42	0.00
03/14/22	Open	MB36-MBIA FEE OFFICER	AR-0065	Money Market	2,000,420.55	-999,467.75	0.00	0.00	0.00	532.25	1,000,952.80
03/14/22	Open	MB37-MBIA FBC ASSIST DIST #7	AR-0066	Money Market	1,000,173.48	388.07	0.00	0.00	0.00	388.07	1,000,561.55
03/14/22	Open	MB38-MBIA 2020A FBC TAX NOTE	AR-0067	Money Market	2,000,346.93	776.14	0.00	0.00	0.00	776.14	2,001,123.07
03/03/22	Open	MB34-MBIA CERT OF OBLIGATION 22	AR-0068	Money Market	10,000,469.41	-1,996,588.20	0.00	0.00	0.00	3,411.80	8,003,881.21
03/28/22	Open	MB35-MBIA MOBILITY PROJ. 2022	AR-0069	Money Market	15,000,704.14	-4,494,531.37	0.00	0.00	0.00	5,468.63	10,506,172.77
Money Market Total					**166,441,961.17**	**-67,648,989.65**	**0.00**	**0.00**	**0.00**	**19,224.77**	**98,792,971.52**
State Pool											
11/01/08	Open	MB02-MBIA General	AR-0015	State Pool	59,080,291.21	35,028,200.44	0.00	0.00	0.00	28,200.44	94,108,491.65
11/01/08	Open	MB03-MBIA Road & Bridge	AR-0016	State Pool	4,079,338.92	1,582.79	0.00	0.00	0.00	1,582.79	4,080,921.71
11/01/08	Open	MB04-MBIA Drainage	AR-0017	State Pool	12,799,003.58	4,966.08	0.00	0.00	0.00	9,932.16	12,803,969.66
11/01/08	Open	MB06-MBIA Toll Rd. Operations	AR-0019	State Pool	66,036,651.00	25,622.48	0.00	0.00	0.00	25,622.48	66,062,273.48
11/01/08	Open	TT00-TX TERM General	AR-0022	State Pool	1,072.06	0.26	0.00	0.00	0.00	0.26	1,072.32
11/01/08	Open	TT02-TX TERM Toll Rd. Operation	AR-0024	State Pool	1,070.84	0.26	0.00	0.00	0.00	0.26	1,071.10
11/01/08	Open	TT04-TX TERM Road & Bridge	AR-0026	State Pool	1,068.89	0.26	0.00	0.00	0.00	0.26	1,069.15
11/01/08	Open	TT05-TX TERM Drainage	AR-0027	State Pool	354.59	0.09	0.00	0.00	0.00	0.09	354.68
11/10/08	Open	LOG1-Logic- General	AR-0028	State Pool	125,784,094.64	-9,958,726.47	0.00	0.00	0.00	41,273.53	115,825,368.17
11/10/08	Open	LOG2-Logic-Toll Rd.Operations	AR-0029	State Pool	40,147,452.59	13,842.45	0.00	0.00	0.00	13,842.45	40,161,295.04
11/10/08	Open	LOG5-Logic-Drainage	AR-0032	State Pool	8,025,031.35	2,766.95	0.00	0.00	0.00	2,766.95	8,027,798.30
11/10/08	Open	LOG8-Logic-Road & Bridge	AR-0035	State Pool	10,527,704.52	3,629.86	0.00	0.00	0.00	3,629.86	10,531,334.38
08/31/16	Open	MB12-MBIA ESD 100 AGREEMENT	AR-0041	State Pool	5,993,811.23	2,325.62	0.00	0.00	0.00	2,325.62	5,996,136.85
08/31/16	Open	MB13-MBIA ASSISTANCE DIST #1	AR-0042	State Pool	8,003,934.59	3,105.56	0.00	0.00	0.00	3,105.56	8,007,040.15
08/31/16	Open	MB14-MBIA GR PARKWAY OPERATIONS	AR-0043	State Pool	44,138,364.31	17,125.89	0.00	0.00	0.00	17,125.89	44,155,490.20
12/09/16	Open	MB17 - SR LIEN BOND 2016	AR-0046	State Pool	7,023,641.97	-3,998,590.49	0.00	0.00	0.00	1,409.51	3,025,051.48
05/12/20	Open	LO10-LOGIC-COUNTY'S CARE ACT	AR-0047	State Pool	6,006,707.84	2,071.06	0.00	0.00	0.00	2,071.06	6,008,778.90
05/12/20	Open	MB18-MBIA COUNTY'S CARES ACT	AR-0048	State Pool	37,035,668.47	-6,287,204.17	0.00	0.00	0.00	12,795.83	30,748,464.30
05/13/20	Open	MB19-MBIA FBC ASSIST. DIST. #2	AR-0049	State Pool	6,509,981.64	2,525.91	0.00	0.00	0.00	2,525.91	6,512,507.55
05/13/20	Open	MB20- MBIA FBC ASSIST. DIST. #4	AR-0050	State Pool	1,254,070.69	486.58	0.00	0.00	0.00	486.58	1,254,557.27
05/13/20	Open	MB21-MBIA FBC ASSIST. DIST. #6	AR-0051	State Pool	2,006,512.95	778.51	0.00	0.00	0.00	778.51	2,007,291.46
05/13/20	Open	MB23-MBIA JUVENILE	AR-0053	State Pool	13,007,096.81	-1,495,162.46	0.00	0.00	0.00	4,837.54	11,511,934.35
05/13/20	Open	MB24-MBIA DEBT SERVICE	AR-0054	State Pool	25,525,564.01	9,904.00	0.00	0.00	0.00	9,904.00	25,535,468.01
05/13/20	Open	MB25-MBIA DRAINAGE DEBT SERVICE	AR-0055	State Pool	3,504,596.80	1,359.79	0.00	0.00	0.00	1,359.79	3,505,956.59
05/13/20	Open	MB26-FACILITIES BOND 2018	AR-0056	State Pool	8,041,161.32	3,120.00	0.00	0.00	0.00	3,120.00	8,044,281.32
05/13/20	Open	MB27-MBIA TX HERITAGE PARKWAY	AR-0057	State Pool	3,010,749.24	1,168.19	0.00	0.00	0.00	1,168.19	3,011,917.43
08/02/21	Open	MB28-MBIA GRAND PARKWAY 2021	AR-0059	State Pool	30,019,420.60	-988,620.77	0.00	0.00	0.00	11,379.23	29,030,799.83
08/02/21	Open	MB29-MBIA SR LIEN TOLL RD 2021	AR-0060	State Pool	67,544,062.48	-974,121.56	0.00	0.00	0.00	25,878.44	66,569,940.92
08/02/21	Open	MB30-MBIA FLOOD PRO DRAINAGE 20	AR-0061	State Pool	16,008,875.92	6,211.49	0.00	0.00	0.00	6,211.49	16,015,087.41
04/01/22	Open	LO11-Logic-Moblity Proj 2022	AR-0070	State Pool	0.00	3,792.70	11,000,000.00	0.00	0.00	3,792.70	11,003,792.70
04/01/22	Open	LO12-Logic-Cert of Oblig 22	AR-0071	State Pool	0.00	3,792.70	11,000,000.00	0.00	0.00	3,792.70	11,003,792.70

Activity Statement
Ft. Bend County
Effective Interest - Actual Life
Receipts in Period
04/01/22 - 04/30/22

Purchase Date	Sale Date	CUSIP	Invest Number	Security Description	Amor Value On 04/01/22	Changes In Principal	Purchase Cost	Sales Proceeds	Purchased Interest	Int/Div Rec In the Perd	Amor Value On 04/30/22
State Pool Total					611,117,355.06	11,435,954.00	22,000,000.00	0.00	0.00	240,920.08	644,553,309.06
Investment Total					777,559,316.23	-56,213,035.65	22,000,000.00	0.00	0.00	260,144.85	743,346,280.58

Interest Accrual
Ft. Bend County
Effective Interest - Actual Life
Receipts in Period
04/01/22 - 04/30/22

CUSIP	Invest Number	Security Description	Purchase Date	Sale Date	Yield Earned	Ending Par Val/Shares	Ending Amor Val/Cost	Purchased Interest	Int/Div Rec In the Perd	Int/Div Accrued In the Perd	PTD Purch Received	Int/Div Rec Purch/Date	Int/Div Accrued Purch/Date
09 - Temporary Holding													
Money Market													
Cadence-Money Market Accts	AR-0058	Money Market	01/31/21	Open	0.0502	71,277,377.42	71,277,377.42	0.00	5,066.06	0.00	0.00	314,313.02	0.00
Money Market Total					**0.0502**	**71,277,377.42**	**71,277,377.42**	**0.00**	**5,066.06**	**0.00**	**0.00**	**314,313.02**	**0.00**
09 - Temporary Holding Total					**0.0502**	**71,277,377.42**	**71,277,377.42**	**0.00**	**5,066.06**	**0.00**	**0.00**	**314,313.02**	**0.00**
130 - Assistance Dist #1													
State Pool													
MB13-MBIA ASSISTANCE DIST #1	AR-0042	State Pool	08/31/16	Open	0.4721	8,007,040.15	8,007,040.15	0.00	3,105.56	0.00	0.00	100,562.84	0.00
State Pool Total					**0.4721**	**8,007,040.15**	**8,007,040.15**	**0.00**	**3,105.56**	**0.00**	**0.00**	**100,562.84**	**0.00**
130 - Assistance Dist #1 Total					**0.4721**	**8,007,040.15**	**8,007,040.15**	**0.00**	**3,105.56**	**0.00**	**0.00**	**100,562.84**	**0.00**
145 - ESD 100 Agreement													
State Pool													
MB12-MBIA ESD 100 AGREEMENT	AR-0041	State Pool	08/31/16	Open	0.4721	5,996,136.85	5,996,136.85	0.00	2,325.62	0.00	0.00	94,578.09	0.00
State Pool Total					**0.4721**	**5,996,136.85**	**5,996,136.85**	**0.00**	**2,325.62**	**0.00**	**0.00**	**94,578.09**	**0.00**
145 - ESD 100 Agreement Total					**0.4721**	**5,996,136.85**	**5,996,136.85**	**0.00**	**2,325.62**	**0.00**	**0.00**	**94,578.09**	**0.00**
802 - Sr Lien 2016													
State Pool													
MB17 - SR LIEN BOND 2016	AR-0046	State Pool	12/09/16	Open	0.4647	3,025,051.48	3,025,051.48	0.00	1,409.51	0.00	0.00	175,792.52	0.00
State Pool Total					**0.4647**	**3,025,051.48**	**3,025,051.48**	**0.00**	**1,409.51**	**0.00**	**0.00**	**175,792.52**	**0.00**
802 - Sr Lien 2016 Total					**0.4647**	**3,025,051.48**	**3,025,051.48**	**0.00**	**1,409.51**	**0.00**	**0.00**	**175,792.52**	**0.00**
810 - FBC Toll Road Operations													
State Pool													
TT02-TX TERM Toll Rd. Operation	AR-0024	State Pool	11/01/08	Open	0.0000	0.00	0.00	0.00	0.00	0.00	0.00	0.00	0.00
State Pool Total					**0.0000**	**0.00**	**0.00**	**0.00**	**0.00**	**0.00**	**0.00**	**0.00**	**0.00**
810 - FBC Toll Road Operations Total					**0.0000**	**0.00**	**0.00**	**0.00**	**0.00**	**0.00**	**0.00**	**0.00**	**0.00**
815 - Grand Parkway Operations													
State Pool													
MB14-MBIA GR PARKWAY OPERATIONS	AR-0043	State Pool	08/31/16	Open	0.4721	44,155,490.20	44,155,490.20	0.00	17,125.89	0.00	0.00	455,484.72	0.00
State Pool Total					**0.4721**	**44,155,490.20**	**44,155,490.20**	**0.00**	**17,125.89**	**0.00**	**0.00**	**455,484.72**	**0.00**
815 - Grand Parkway Operations Total					**0.4721**	**44,155,490.20**	**44,155,490.20**	**0.00**	**17,125.89**	**0.00**	**0.00**	**455,484.72**	**0.00**
LO10 - LOGIC COUNTYS CARES ACT													
State Pool													
LO10-LOGIC-COUNTY'S CARE ACT	AR-0047	State Pool	05/12/20	Open	0.4195	6,008,778.90	6,008,778.90	0.00	2,071.06	0.00	0.00	154,778.90	0.00
State Pool Total					**0.4195**	**6,008,778.90**	**6,008,778.90**	**0.00**	**2,071.06**	**0.00**	**0.00**	**154,778.90**	**0.00**
LO10 - LOGIC COUNTYS CARES ACT Total					**0.4195**	**6,008,778.90**	**6,008,778.90**	**0.00**	**2,071.06**	**0.00**	**0.00**	**154,778.90**	**0.00**
LO11 - Logic Mobility Projects 2022													
State Pool													
LO11-Logic-Moblity Proj 2022	AR-0070	State Pool	04/01/22	Open	0.4195	11,003,792.70	11,003,792.70	0.00	3,792.70	0.00	0.00	3,792.70	0.00
State Pool Total					**0.4195**	**11,003,792.70**	**11,003,792.70**	**0.00**	**3,792.70**	**0.00**	**0.00**	**3,792.70**	**0.00**
LO11 - Logic Mobility Projects 2022 Total					**0.4195**	**11,003,792.70**	**11,003,792.70**	**0.00**	**3,792.70**	**0.00**	**0.00**	**3,792.70**	**0.00**
LO12 - Logic Cert of Obligation 2022													
State Pool													
LO12-Logic-Cert of Oblig 22	AR-0071	State Pool	04/01/22	Open	0.4195	11,003,792.70	11,003,792.70	0.00	3,792.70	0.00	0.00	3,792.70	0.00
State Pool Total					**0.4195**	**11,003,792.70**	**11,003,792.70**	**0.00**	**3,792.70**	**0.00**	**0.00**	**3,792.70**	**0.00**
LO12 - Logic Cert of Obligation 2022 Total					**0.4195**	**11,003,792.70**	**11,003,792.70**	**0.00**	**3,792.70**	**0.00**	**0.00**	**3,792.70**	**0.00**
LOG1 - LOGIC GENERAL													

Interest Accrual
Ft. Bend County
Effective Interest - Actual Life
Receipts in Period
04/01/22 - 04/30/22

CUSIP	Invest Number	Security Description	Purchase Date	Sale Date	Yield Earned	Ending Par Val/Shares	Ending Amor Val/Cost	Purchased Interest	Int/Div Rec In the Perd	Int/Div Accrued In the Perd	PTD Purch Received	Int/Div Rec Purch/Date	Int/Div Accrued Purch/Date
State Pool													
LOG1-Logic- General	AR-0028	State Pool	11/10/08	Open	0.4192	115,825,368.17	115,825,368.17	0.00	41,273.53	0.00	0.00	895,801.15	0.00
State Pool Total					**0.4192**	**115,825,368.17**	**115,825,368.17**	**0.00**	**41,273.53**	**0.00**	**0.00**	**895,801.15**	**0.00**
LOG1 - LOGIC GENERAL Total					**0.4192**	**115,825,368.17**	**115,825,368.17**	**0.00**	**41,273.53**	**0.00**	**0.00**	**895,801.15**	**0.00**
LOG2 - LOGIC TOLL OPERATIONS													
State Pool													
LOG2-Logic-Toll Rd.Operations	AR-0029	State Pool	11/10/08	Open	0.4195	40,161,295.04	40,161,295.04	0.00	13,842.45	0.00	0.00	222,626.12	0.00
State Pool Total					**0.4195**	**40,161,295.04**	**40,161,295.04**	**0.00**	**13,842.45**	**0.00**	**0.00**	**222,626.12**	**0.00**
LOG2 - LOGIC TOLL OPERATIONS Total					**0.4195**	**40,161,295.04**	**40,161,295.04**	**0.00**	**13,842.45**	**0.00**	**0.00**	**222,626.12**	**0.00**
LOG5 - LOGIC DRAINAGE													
State Pool													
LOG5-Logic-Drainage	AR-0032	State Pool	11/10/08	Open	0.4195	8,027,798.30	8,027,798.30	0.00	2,766.95	0.00	0.00	30,042.07	0.00
State Pool Total					**0.4195**	**8,027,798.30**	**8,027,798.30**	**0.00**	**2,766.95**	**0.00**	**0.00**	**30,042.07**	**0.00**
LOG5 - LOGIC DRAINAGE Total					**0.4195**	**8,027,798.30**	**8,027,798.30**	**0.00**	**2,766.95**	**0.00**	**0.00**	**30,042.07**	**0.00**
LOG8 - LOGIC ROAD & BRIDGE													
State Pool													
LOG8-Logic-Road & Bridge	AR-0035	State Pool	11/10/08	Open	0.4195	10,531,334.38	10,531,334.38	0.00	3,629.86	0.00	0.00	36,821.90	0.00
State Pool Total					**0.4195**	**10,531,334.38**	**10,531,334.38**	**0.00**	**3,629.86**	**0.00**	**0.00**	**36,821.90**	**0.00**
LOG8 - LOGIC ROAD & BRIDGE Total					**0.4195**	**10,531,334.38**	**10,531,334.38**	**0.00**	**3,629.86**	**0.00**	**0.00**	**36,821.90**	**0.00**
MB02 - MBIA GENERAL													
State Pool													
MB02-MBIA General	AR-0015	State Pool	11/01/08	Open	0.4760	94,108,491.65	94,108,491.65	0.00	28,200.44	0.00	0.00	837,842.02	0.00
State Pool Total					**0.4760**	**94,108,491.65**	**94,108,491.65**	**0.00**	**28,200.44**	**0.00**	**0.00**	**837,842.02**	**0.00**
MB02 - MBIA GENERAL Total					**0.4760**	**94,108,491.65**	**94,108,491.65**	**0.00**	**28,200.44**	**0.00**	**0.00**	**837,842.02**	**0.00**
MB03 - MBIA ROAD & BRIDGE													
State Pool													
MB03-MBIA Road & Bridge	AR-0016	State Pool	11/01/08	Open	0.4721	4,080,921.71	4,080,921.71	0.00	1,582.79	0.00	0.00	121,660.86	0.00
State Pool Total					**0.4721**	**4,080,921.71**	**4,080,921.71**	**0.00**	**1,582.79**	**0.00**	**0.00**	**121,660.86**	**0.00**
MB03 - MBIA ROAD & BRIDGE Total					**0.4721**	**4,080,921.71**	**4,080,921.71**	**0.00**	**1,582.79**	**0.00**	**0.00**	**121,660.86**	**0.00**
MB04 - MBIA DRAINAGE													
State Pool													
MB04-MBIA Drainage	AR-0017	State Pool	11/01/08	Open	0.9441	12,803,969.66	12,803,969.66	0.00	9,932.16	0.00	0.00	164,228.14	2,620.73
State Pool Total					**0.9441**	**12,803,969.66**	**12,803,969.66**	**0.00**	**9,932.16**	**0.00**	**0.00**	**164,228.14**	**2,620.73**
MB04 - MBIA DRAINAGE Total					**0.9441**	**12,803,969.66**	**12,803,969.66**	**0.00**	**9,932.16**	**0.00**	**0.00**	**164,228.14**	**2,620.73**
MB06 - MBIA TOLL RD OPERATIONS													
State Pool													
MB06-MBIA Toll Rd. Operations	AR-0019	State Pool	11/01/08	Open	0.4721	66,062,273.48	66,062,273.48	0.00	25,622.48	0.00	0.00	749,439.92	38,363.64
State Pool Total					**0.4721**	**66,062,273.48**	**66,062,273.48**	**0.00**	**25,622.48**	**0.00**	**0.00**	**749,439.92**	**38,363.64**
MB06 - MBIA TOLL RD OPERATIONS Total					**0.4721**	**66,062,273.48**	**66,062,273.48**	**0.00**	**25,622.48**	**0.00**	**0.00**	**749,439.92**	**38,363.64**
MB18 - MBIA COUNTYS CARES ACT													
State Pool													
MB18-MBIA COUNTY'S CARES ACT	AR-0048	State Pool	05/12/20	Open	0.4703	30,748,464.30	30,748,464.30	0.00	12,795.83	0.00	0.00	150,383.76	0.00
State Pool Total					**0.4703**	**30,748,464.30**	**30,748,464.30**	**0.00**	**12,795.83**	**0.00**	**0.00**	**150,383.76**	**0.00**
MB18 - MBIA COUNTYS CARES ACT Total					**0.4703**	**30,748,464.30**	**30,748,464.30**	**0.00**	**12,795.83**	**0.00**	**0.00**	**150,383.76**	**0.00**
MB19 - MBIA FBC ASSIST DIST #2													
State Pool													

Interest Accrual
Ft. Bend County
Effective Interest - Actual Life
Receipts in Period
04/01/22 - 04/30/22

CUSIP	Invest Number	Security Description	Purchase Date	Sale Date	Yield Earned	Ending Par Val/Shares	Ending Amor Val/Cost	Purchased Interest	Int/Div Rec In the Perd	Int/Div Accrued In the Perd	PTD Purch Received	Int/Div Rec Purch/Date	Int/Div Accrued Purch/Date
MB19-MBIA FBC ASSIST. DIST. #2	AR-0049	State Pool	05/13/20	Open	0.4721	6,512,507.55	6,512,507.55	0.00	2,525.91	0.00	0.00	12,507.55	0.00
State Pool Total					**0.4721**	**6,512,507.55**	**6,512,507.55**	**0.00**	**2,525.91**	**0.00**	**0.00**	**12,507.55**	**0.00**
MB19 - MBIA FBC ASSIST DIST #2 Total					**0.4721**	**6,512,507.55**	**6,512,507.55**	**0.00**	**2,525.91**	**0.00**	**0.00**	**12,507.55**	**0.00**
MB20 - MBIA FBC ASSIST DIST #4													
State Pool													
MB20- MBIA FBC ASSIST. DIST. #4	AR-0050	State Pool	05/13/20	Open	0.4721	1,254,557.27	1,254,557.27	0.00	486.58	0.00	0.00	4,557.27	0.00
State Pool Total					**0.4721**	**1,254,557.27**	**1,254,557.27**	**0.00**	**486.58**	**0.00**	**0.00**	**4,557.27**	**0.00**
MB20 - MBIA FBC ASSIST DIST #4 Total					**0.4721**	**1,254,557.27**	**1,254,557.27**	**0.00**	**486.58**	**0.00**	**0.00**	**4,557.27**	**0.00**
MB21 - MBIA ASSIST DIST #6													
State Pool													
MB21-MBIA FBC ASSIST. DIST. #6	AR-0051	State Pool	05/13/20	Open	0.4721	2,007,291.46	2,007,291.46	0.00	778.51	0.00	0.00	7,291.46	0.00
State Pool Total					**0.4721**	**2,007,291.46**	**2,007,291.46**	**0.00**	**778.51**	**0.00**	**0.00**	**7,291.46**	**0.00**
MB21 - MBIA ASSIST DIST #6 Total					**0.4721**	**2,007,291.46**	**2,007,291.46**	**0.00**	**778.51**	**0.00**	**0.00**	**7,291.46**	**0.00**
MB23 - MBIA JUVENILE													
State Pool													
MB23-MBIA JUVENILE	AR-0053	State Pool	05/13/20	Open	0.4706	11,511,934.35	11,511,934.35	0.00	4,837.54	0.00	0.00	28,167.98	0.00
State Pool Total					**0.4706**	**11,511,934.35**	**11,511,934.35**	**0.00**	**4,837.54**	**0.00**	**0.00**	**28,167.98**	**0.00**
MB23 - MBIA JUVENILE Total					**0.4706**	**11,511,934.35**	**11,511,934.35**	**0.00**	**4,837.54**	**0.00**	**0.00**	**28,167.98**	**0.00**
MB24 - MBIA DEBT SERVICE													
State Pool													
MB24-MBIA DEBT SERVICE	AR-0054	State Pool	05/13/20	Open	0.4721	25,535,468.01	25,535,468.01	0.00	9,904.00	0.00	0.00	67,190.77	0.00
State Pool Total					**0.4721**	**25,535,468.01**	**25,535,468.01**	**0.00**	**9,904.00**	**0.00**	**0.00**	**67,190.77**	**0.00**
MB24 - MBIA DEBT SERVICE Total					**0.4721**	**25,535,468.01**	**25,535,468.01**	**0.00**	**9,904.00**	**0.00**	**0.00**	**67,190.77**	**0.00**
MB25 - MBIA DRAINAGE DEBT SERVICE													
State Pool													
MB25-MBIA DRAINAGE DEBT SERVICE	AR-0055	State Pool	05/13/20	Open	0.4721	3,505,956.59	3,505,956.59	0.00	1,359.79	0.00	0.00	5,956.59	0.00
State Pool Total					**0.4721**	**3,505,956.59**	**3,505,956.59**	**0.00**	**1,359.79**	**0.00**	**0.00**	**5,956.59**	**0.00**
MB25 - MBIA DRAINAGE DEBT SERVICE Total					**0.4721**	**3,505,956.59**	**3,505,956.59**	**0.00**	**1,359.79**	**0.00**	**0.00**	**5,956.59**	**0.00**
MB26 - MBIA FACILITIES BOND 2018													
State Pool													
MB26-FACILITIES BOND 2018	AR-0056	State Pool	05/13/20	Open	0.4721	8,044,281.32	8,044,281.32	0.00	3,120.00	0.00	0.00	44,281.32	0.00
State Pool Total					**0.4721**	**8,044,281.32**	**8,044,281.32**	**0.00**	**3,120.00**	**0.00**	**0.00**	**44,281.32**	**0.00**
MB26 - MBIA FACILITIES BOND 2018 Total					**0.4721**	**8,044,281.32**	**8,044,281.32**	**0.00**	**3,120.00**	**0.00**	**0.00**	**44,281.32**	**0.00**
MB27 - MBIA TX HERITAGE PARKWAY 2020													
State Pool													
MB27-MBIA TX HERITAGE PARKWAY	AR-0057	State Pool	05/13/20	Open	0.4721	3,011,917.43	3,011,917.43	0.00	1,168.19	0.00	0.00	42,296.78	0.00
State Pool Total					**0.4721**	**3,011,917.43**	**3,011,917.43**	**0.00**	**1,168.19**	**0.00**	**0.00**	**42,296.78**	**0.00**
MB27 - MBIA TX HERITAGE PARKWAY 2020 Total					**0.4721**	**3,011,917.43**	**3,011,917.43**	**0.00**	**1,168.19**	**0.00**	**0.00**	**42,296.78**	**0.00**
MB28 - MBIAGrand Parkway 2021													
State Pool													
MB28-MBIA GRAND PARKWAY 2021	AR-0059	State Pool	08/02/21	Open	0.4717	29,030,799.83	29,030,799.83	0.00	11,379.23	0.00	0.00	30,799.83	0.00
State Pool Total					**0.4717**	**29,030,799.83**	**29,030,799.83**	**0.00**	**11,379.23**	**0.00**	**0.00**	**30,799.83**	**0.00**
MB28 - MBIAGrand Parkway 2021 Total					**0.4717**	**29,030,799.83**	**29,030,799.83**	**0.00**	**11,379.23**	**0.00**	**0.00**	**30,799.83**	**0.00**
MB29 - MBIA Sr Lien 2021													
State Pool													
MB29-MBIA SR LIEN TOLL RD 2021	AR-0060	State Pool	08/02/21	Open	0.4720	66,569,940.92	66,569,940.92	0.00	25,878.44	0.00	0.00	69,940.92	0.00

Interest Accrual
Ft. Bend County
Effective Interest - Actual Life
Receipts in Period
04/01/22 - 04/30/22

CUSIP	Invest Number	Security Description	Purchase Date	Sale Date	Yield Earned	Ending Par Val/Shares	Ending Amor Val/Cost	Purchased Interest	Int/Div Rec In the Perd	Int/Div Accrued In the Perd	PTD Purch Received	Int/Div Rec Purch/Date	Int/Div Accrued Purch/Date
State Pool Total					**0.4720**	**66,569,940.92**	**66,569,940.92**	**0.00**	**25,878.44**	**0.00**	**0.00**	**69,940.92**	**0.00**
MB29 - MBIA Sr Lien 2021 Total					**0.4720**	**66,569,940.92**	**66,569,940.92**	**0.00**	**25,878.44**	**0.00**	**0.00**	**69,940.92**	**0.00**
MB30 - MBIA Flood Proj Drainage 20													
State Pool													
MB30-MBIA FLOOD PRO DRAINAGE 20	AR-0061	State Pool	08/02/21	Open	0.4721	16,015,087.41	16,015,087.41	0.00	6,211.49	0.00	0.00	15,087.41	0.00
State Pool Total					**0.4721**	**16,015,087.41**	**16,015,087.41**	**0.00**	**6,211.49**	**0.00**	**0.00**	**15,087.41**	**0.00**
MB30 - MBIA Flood Proj Drainage 20 Total					**0.4721**	**16,015,087.41**	**16,015,087.41**	**0.00**	**6,211.49**	**0.00**	**0.00**	**15,087.41**	**0.00**
MB31 - MBIA FBC ASSIST DIST #9													
Money Market													
MB31-MBIA FBC ASSIST DIST #9	AR-0062	Money Market	03/11/22	Open	0.4721	2,001,161.07	2,001,161.07	0.00	776.16	0.00	0.00	1,161.07	0.00
Money Market Total					**0.4721**	**2,001,161.07**	**2,001,161.07**	**0.00**	**776.16**	**0.00**	**0.00**	**1,161.07**	**0.00**
MB31 - MBIA FBC ASSIST DIST #9 Total					**0.4721**	**2,001,161.07**	**2,001,161.07**	**0.00**	**776.16**	**0.00**	**0.00**	**1,161.07**	**0.00**
MB32 - MBIA FBC ASSIST DIST #11													
Money Market													
MB32-MBIA FBC ASSIST DIST #11	AR-0063	Money Market	03/11/22	Open	0.4721	3,001,741.63	3,001,741.63	0.00	1,164.24	0.00	0.00	1,741.63	0.00
Money Market Total					**0.4721**	**3,001,741.63**	**3,001,741.63**	**0.00**	**1,164.24**	**0.00**	**0.00**	**1,741.63**	**0.00**
MB32 - MBIA FBC ASSIST DIST #11 Total					**0.4721**	**3,001,741.63**	**3,001,741.63**	**0.00**	**1,164.24**	**0.00**	**0.00**	**1,741.63**	**0.00**
MB33 - MBIA MOBILITY 2020 PROJECTS													
Money Market													
MB33-MBIA MOBILITY 2020 PROJECT	AR-0064	Money Market	03/11/22	Open	0.4505	0.00	0.00	0.00	1,641.42	0.00	0.00	2,552.09	0.00
Money Market Total					**0.4505**	**0.00**	**0.00**	**0.00**	**1,641.42**	**0.00**	**0.00**	**2,552.09**	**0.00**
MB33 - MBIA MOBILITY 2020 PROJECTS Total					**0.4505**	**0.00**	**0.00**	**0.00**	**1,641.42**	**0.00**	**0.00**	**2,552.09**	**0.00**
MB34 - MBIA County Cert. of Obligation													
Money Market													
MB34-MBIA CERT OF OBLIGATION 22	AR-0068	Money Market	03/03/22	Open	0.4699	8,003,881.21	8,003,881.21	0.00	3,411.80	0.00	0.00	3,881.21	0.00
Money Market Total					**0.4699**	**8,003,881.21**	**8,003,881.21**	**0.00**	**3,411.80**	**0.00**	**0.00**	**3,881.21**	**0.00**
MB34 - MBIA County Cert. of Obligation Total					**0.4699**	**8,003,881.21**	**8,003,881.21**	**0.00**	**3,411.80**	**0.00**	**0.00**	**3,881.21**	**0.00**
MB35 - MBIA Mobility Projects													
Money Market													
MB35-MBIA MOBILITY PROJ. 2022	AR-0069	Money Market	03/28/22	Open	0.4696	10,506,172.77	10,506,172.77	0.00	5,468.63	0.00	0.00	6,172.77	0.00
Money Market Total					**0.4696**	**10,506,172.77**	**10,506,172.77**	**0.00**	**5,468.63**	**0.00**	**0.00**	**6,172.77**	**0.00**
MB35 - MBIA Mobility Projects Total					**0.4696**	**10,506,172.77**	**10,506,172.77**	**0.00**	**5,468.63**	**0.00**	**0.00**	**6,172.77**	**0.00**
MB36 - MBIA FEE OFFICER													
Money Market													
MB36-MBIA FEE OFFICER	AR-0065	Money Market	03/14/22	Open	0.4624	1,000,952.80	1,000,952.80	0.00	532.25	0.00	0.00	952.80	0.00
Money Market Total					**0.4624**	**1,000,952.80**	**1,000,952.80**	**0.00**	**532.25**	**0.00**	**0.00**	**952.80**	**0.00**
MB36 - MBIA FEE OFFICER Total					**0.4624**	**1,000,952.80**	**1,000,952.80**	**0.00**	**532.25**	**0.00**	**0.00**	**952.80**	**0.00**
MB37 - MBIA FBC ASSIST DIST #7													
Money Market													
MB37-MBIA FBC ASSIST DIST #7	AR-0066	Money Market	03/14/22	Open	0.4721	1,000,561.55	1,000,561.55	0.00	388.07	0.00	0.00	561.55	0.00
Money Market Total					**0.4721**	**1,000,561.55**	**1,000,561.55**	**0.00**	**388.07**	**0.00**	**0.00**	**561.55**	**0.00**
MB37 - MBIA FBC ASSIST DIST #7 Total					**0.4721**	**1,000,561.55**	**1,000,561.55**	**0.00**	**388.07**	**0.00**	**0.00**	**561.55**	**0.00**
MB38 - MBIA 2020A FBC TAX NOTE													
Money Market													
MB38-MBIA 2020A FBC TAX NOTE	AR-0067	Money Market	03/14/22	Open	0.4721	2,001,123.07	2,001,123.07	0.00	776.14	0.00	0.00	1,123.07	0.00
Money Market Total					**0.4721**	**2,001,123.07**	**2,001,123.07**	**0.00**	**776.14**	**0.00**	**0.00**	**1,123.07**	**0.00**

Interest Accrual
Ft. Bend County
Effective Interest - Actual Life
Receipts in Period
04/01/22 - 04/30/22

CUSIP	Invest Number	Security Description	Purchase Date	Sale Date	Yield Earned	Ending Par Val/Shares	Ending Amor Val/Cost	Purchased Interest	Int/Div Rec In the Perd	Int/Div Accrued In the Perd	PTD Purch Received	Int/Div Rec Purch/Date	Int/Div Accrued Purch/Date
MB38 - MBIA 2020A FBC TAX NOTE Total					**0.4721**	**2,001,123.07**	**2,001,123.07**	**0.00**	**776.14**	**0.00**	**0.00**	**1,123.07**	**0.00**
TT00 - TEXAS TERM GENERAL													
State Pool													
TT00-TX TERM General	AR-0022	State Pool	11/01/08	Open	0.2951	1,072.32	1,072.32	0.00	0.26	0.00	0.00	21,457.09	0.00
State Pool Total					**0.2951**	**1,072.32**	**1,072.32**	**0.00**	**0.26**	**0.00**	**0.00**	**21,457.09**	**0.00**
TT00 - TEXAS TERM GENERAL Total					**0.2951**	**1,072.32**	**1,072.32**	**0.00**	**0.26**	**0.00**	**0.00**	**21,457.09**	**0.00**
TT02 - TEXAS TERM TOLL OPERATIONS													
State Pool													
TT02-TX TERM Toll Rd. Operation	AR-0024	State Pool	11/01/08	Open	0.2954	1,071.10	1,071.10	0.00	0.26	0.00	0.00	18,001.00	0.00
State Pool Total					**0.2954**	**1,071.10**	**1,071.10**	**0.00**	**0.26**	**0.00**	**0.00**	**18,001.00**	**0.00**
TT02 - TEXAS TERM TOLL OPERATIONS Total					**0.2954**	**1,071.10**	**1,071.10**	**0.00**	**0.26**	**0.00**	**0.00**	**18,001.00**	**0.00**
TT04 - TEXAS TERM ROAD & BRIDGE													
State Pool													
TT04-TX TERM Road & Bridge	AR-0026	State Pool	11/01/08	Open	0.2959	1,069.15	1,069.15	0.00	0.26	0.00	0.00	8,276.43	0.00
State Pool Total					**0.2959**	**1,069.15**	**1,069.15**	**0.00**	**0.26**	**0.00**	**0.00**	**8,276.43**	**0.00**
TT04 - TEXAS TERM ROAD & BRIDGE Total					**0.2959**	**1,069.15**	**1,069.15**	**0.00**	**0.26**	**0.00**	**0.00**	**8,276.43**	**0.00**
TT05 - TEXAS TERM DRAINAGE													
State Pool													
TT05-TX TERM Drainage	AR-0027	State Pool	11/01/08	Open	0.3088	354.68	354.68	0.00	0.09	0.00	0.00	5,033.95	0.01
State Pool Total					**0.3088**	**354.68**	**354.68**	**0.00**	**0.09**	**0.00**	**0.00**	**5,033.95**	**0.01**
TT05 - TEXAS TERM DRAINAGE Total					**0.3088**	**354.68**	**354.68**	**0.00**	**0.09**	**0.00**	**0.00**	**5,033.95**	**0.01**

Premium/Discount Amortization

Ft. Bend County

Effective Interest - Actual Life
Receipts in Period
04/01/22 - 04/30/22

CUSIP	Invest Number	Security Description	Purchase Date	Amortiz Date	Yield Earned	Beginning Par Val/Shares	Beginning Unamor Val/Cost	Premium Discount	Ending Par Val/Shares	Ending Amor Val/Cost	Unamor Prem/Dscnt	Amortization In the Perd	Amortization Purch/Date
Money Market													
Cadence-Money Market Accts	AR-0058	Money Market	01/31/21	Open	0.0502	124,437,973.69	124,437,973.69	0.00	71,277,377.42	71,277,377.42	0.00	0.00	0.00
MB31-MBIA FBC ASSIST DIST #9	AR-0062	Money Market	03/11/22	Open	0.4721	2,000,384.91	2,000,384.91	0.00	2,001,161.07	2,001,161.07	0.00	0.00	0.00
MB32-MBIA FBC ASSIST DIST #11	AR-0063	Money Market	03/11/22	Open	0.4721	3,000,577.39	3,000,577.39	0.00	3,001,741.63	3,001,741.63	0.00	0.00	0.00
MB33-MBIA MOBILITY 2020 PROJECT	AR-0064	Money Market	03/11/22	Open	0.4505	7,000,910.67	7,000,910.67	0.00	0.00	0.00	0.00	0.00	0.00
MB36-MBIA FEE OFFICER	AR-0065	Money Market	03/14/22	Open	0.4624	2,000,420.55	2,000,420.55	0.00	1,000,952.80	1,000,952.80	0.00	0.00	0.00
MB37-MBIA FBC ASSIST DIST #7	AR-0066	Money Market	03/14/22	Open	0.4721	1,000,173.48	1,000,173.48	0.00	1,000,561.55	1,000,561.55	0.00	0.00	0.00
MB38-MBIA 2020A FBC TAX NOTE	AR-0067	Money Market	03/14/22	Open	0.4721	2,000,346.93	2,000,346.93	0.00	2,001,123.07	2,001,123.07	0.00	0.00	0.00
MB34-MBIA CERT OF OBLIGATION 22	AR-0068	Money Market	03/03/22	Open	0.4699	10,000,469.41	10,000,469.41	0.00	8,003,881.21	8,003,881.21	0.00	0.00	0.00
MB35-MBIA MOBILITY PROJ. 2022	AR-0069	Money Market	03/28/22	Open	0.4696	15,000,704.14	15,000,704.14	0.00	10,506,172.77	10,506,172.77	0.00	0.00	0.00
Money Market Total					**0.1466**	**166,441,961.17**	**166,441,961.17**	**0.00**	**98,792,971.52**	**98,792,971.52**	**0.00**	**0.00**	**0.00**
State Pool													
MB02-MBIA General	AR-0015	State Pool	11/01/08	Open	0.4760	59,080,291.21	59,080,291.21	0.00	94,108,491.65	94,108,491.65	0.00	0.00	0.00
MB03-MBIA Road & Bridge	AR-0016	State Pool	11/01/08	Open	0.4721	4,079,338.92	4,079,338.92	0.00	4,080,921.71	4,080,921.71	0.00	0.00	0.00
MB04-MBIA Drainage	AR-0017	State Pool	11/01/08	Open	0.9441	12,799,003.58	12,799,003.58	0.00	12,803,969.66	12,803,969.66	0.00	0.00	0.00
MB06-MBIA Toll Rd. Operations	AR-0019	State Pool	11/01/08	Open	0.4721	66,036,651.00	66,036,651.00	0.00	66,062,273.48	66,062,273.48	0.00	0.00	0.00
TT00-TX TERM General	AR-0022	State Pool	11/01/08	Open	0.2951	1,072.06	1,072.06	0.00	1,072.32	1,072.32	0.00	0.00	0.00
TT02-TX TERM Toll Rd. Operation	AR-0024	State Pool	11/01/08	Open	0.2954	1,070.84	1,070.84	0.00	1,071.10	1,071.10	0.00	0.00	0.00
TT04-TX TERM Road & Bridge	AR-0026	State Pool	11/01/08	Open	0.2959	1,068.89	1,068.89	0.00	1,069.15	1,069.15	0.00	0.00	0.00
TT05-TX TERM Drainage	AR-0027	State Pool	11/01/08	Open	0.3088	354.59	354.59	0.00	354.68	354.68	0.00	0.00	0.00
LOG1-Logic- General	AR-0028	State Pool	11/10/08	Open	0.4192	125,784,094.64	125,784,094.64	0.00	115,825,368.17	115,825,368.17	0.00	0.00	0.00
LOG2-Logic-Toll Rd.Operations	AR-0029	State Pool	11/10/08	Open	0.4195	40,147,452.59	40,147,452.59	0.00	40,161,295.04	40,161,295.04	0.00	0.00	0.00
LOG5-Logic-Drainage	AR-0032	State Pool	11/10/08	Open	0.4195	8,025,031.35	8,025,031.35	0.00	8,027,798.30	8,027,798.30	0.00	0.00	0.00
LOG8-Logic-Road & Bridge	AR-0035	State Pool	11/10/08	Open	0.4195	10,527,704.52	10,527,704.52	0.00	10,531,334.38	10,531,334.38	0.00	0.00	0.00
MB12-MBIA ESD 100 AGREEMENT	AR-0041	State Pool	08/31/16	Open	0.4721	5,993,811.23	5,993,811.23	0.00	5,996,136.85	5,996,136.85	0.00	0.00	0.00
MB13-MBIA ASSISTANCE DIST #1	AR-0042	State Pool	08/31/16	Open	0.4721	8,003,934.59	8,003,934.59	0.00	8,007,040.15	8,007,040.15	0.00	0.00	0.00
MB14-MBIA GR PARKWAY OPERATIONS	AR-0043	State Pool	08/31/16	Open	0.4721	44,138,364.31	44,138,364.31	0.00	44,155,490.20	44,155,490.20	0.00	0.00	0.00
MB17 - SR LIEN BOND 2016	AR-0046	State Pool	12/09/16	Open	0.4647	7,023,641.97	7,023,641.97	0.00	3,025,051.48	3,025,051.48	0.00	0.00	0.00
LO10-LOGIC-COUNTY'S CARE ACT	AR-0047	State Pool	05/12/20	Open	0.4195	6,006,707.84	6,006,707.84	0.00	6,008,778.90	6,008,778.90	0.00	0.00	0.00
MB18-MBIA COUNTY'S CARES ACT	AR-0048	State Pool	05/12/20	Open	0.4703	37,035,668.47	37,035,668.47	0.00	30,748,464.30	30,748,464.30	0.00	0.00	0.00
MB19-MBIA FBC ASSIST. DIST. #2	AR-0049	State Pool	05/13/20	Open	0.4721	6,509,981.64	6,509,981.64	0.00	6,512,507.55	6,512,507.55	0.00	0.00	0.00
MB20- MBIA FBC ASSIST. DIST. #4	AR-0050	State Pool	05/13/20	Open	0.4721	1,254,070.69	1,254,070.69	0.00	1,254,557.27	1,254,557.27	0.00	0.00	0.00
MB21-MBIA FBC ASSIST. DIST. #6	AR-0051	State Pool	05/13/20	Open	0.4721	2,006,512.95	2,006,512.95	0.00	2,007,291.46	2,007,291.46	0.00	0.00	0.00
MB23-MBIA JUVENILE	AR-0053	State Pool	05/13/20	Open	0.4706	13,007,096.81	13,007,096.81	0.00	11,511,934.35	11,511,934.35	0.00	0.00	0.00
MB24-MBIA DEBT SERVICE	AR-0054	State Pool	05/13/20	Open	0.4721	25,525,564.01	25,525,564.01	0.00	25,535,468.01	25,535,468.01	0.00	0.00	0.00
MB25-MBIA DRAINAGE DEBT SERVICE	AR-0055	State Pool	05/13/20	Open	0.4721	3,504,596.80	3,504,596.80	0.00	3,505,956.59	3,505,956.59	0.00	0.00	0.00
MB26-FACILITIES BOND 2018	AR-0056	State Pool	05/13/20	Open	0.4721	8,041,161.32	8,041,161.32	0.00	8,044,281.32	8,044,281.32	0.00	0.00	0.00
MB27-MBIA TX HERITAGE PARKWAY	AR-0057	State Pool	05/13/20	Open	0.4721	3,010,749.24	3,010,749.24	0.00	3,011,917.43	3,011,917.43	0.00	0.00	0.00
MB28-MBIA GRAND PARKWAY 2021	AR-0059	State Pool	08/02/21	Open	0.4717	30,019,420.60	30,019,420.60	0.00	29,030,799.83	29,030,799.83	0.00	0.00	0.00
MB29-MBIA SR LIEN TOLL RD 2021	AR-0060	State Pool	08/02/21	Open	0.4720	67,544,062.48	67,544,062.48	0.00	66,569,940.92	66,569,940.92	0.00	0.00	0.00
MB30-MBIA FLOOD PRO DRAINAGE 20	AR-0061	State Pool	08/02/21	Open	0.4721	16,008,875.92	16,008,875.92	0.00	16,015,087.41	16,015,087.41	0.00	0.00	0.00
LO11-Logic-Moblity Proj 2022	AR-0070	State Pool	04/01/22	Open	0.4195	11,000,000.00	11,000,000.00	0.00	11,003,792.70	11,003,792.70	0.00	0.00	0.00
LO12-Logic-Cert of Oblig 22	AR-0071	State Pool	04/01/22	Open	0.4195	11,000,000.00	11,000,000.00	0.00	11,003,792.70	11,003,792.70	0.00	0.00	0.00
State Pool Total					**0.4646**	**633,117,355.06**	**633,117,355.06**	**0.00**	**644,553,309.06**	**644,553,309.06**	**0.00**	**0.00**	**0.00**
Investment Total					**0.4005**	**799,559,316.23**	**799,559,316.23**	**0.00**	**743,346,280.58**	**743,346,280.58**	**0.00**	**0.00**	**0.00**

Open Investments
Ft. Bend County
Effective Interest - Actual Life
Receipts in Period
04/30/22

CUSIP	Invest Number	Security Description	Invest Class	Purchase Date	Call Date	Purchase Institut	SafeKeep Institut	Issuing Institut	Yield Matur	Yield Call	Original Unit Cost	Original Par Val/Shares	Original Princ/Cost	Orig Prem Discount	Ending Unit Price	Ending Par Val/Shares	Ending Amor Val/Cost	Unamor Prem/Dscnt
Money Market																		
Cadence-Money Market Accts	AR-0058	Money Market		01/31/21	Open	101	None	101	0.0700	0.0700	1.000000	210,194,488.52	210,194,488.52	0.00	1.000000	71,277,377.42	71,277,377.42	0.00
MB31-MBIA FBC ASSIST DIST #9	AR-0062	Money Market		03/11/22	Open	2000	None	2000	0.2857	0.2857	1.000000	2,000,000.00	2,000,000.00	0.00	1.000000	2,001,161.07	2,001,161.07	0.00
MB32-MBIA FBC ASSIST DIST #11	AR-0063	Money Market		03/11/22	Open	2000	None	2000	0.4720	0.4720	1.000000	3,000,000.00	3,000,000.00	0.00	1.000000	3,001,741.63	3,001,741.63	0.00
MB33-MBIA MOBILITY 2020 PROJECT	AR-0064	Money Market		03/11/22	Open	2000	None	2000	0.4720	0.4720	1.000000	4,000,000.00	4,000,000.00	0.00	0.000000	0.00	0.00	0.00
MB36-MBIA FEE OFFICER	AR-0065	Money Market		03/14/22	Open	2000	None	2000	0.4720	0.4720	1.000000	3,000,000.00	3,000,000.00	0.00	1.000000	1,000,952.80	1,000,952.80	0.00
MB37-MBIA FBC ASSIST DIST #7	AR-0066	Money Market		03/14/22	Open	2000	None	2000	0.4720	0.4720	1.000000	1,000,000.00	1,000,000.00	0.00	1.000000	1,000,561.55	1,000,561.55	0.00
MB38-MBIA 2020A FBC TAX NOTE	AR-0067	Money Market		03/14/22	Open	2000	None	2000	0.4720	0.4720	1.000000	2,000,000.00	2,000,000.00	0.00	1.000000	2,001,123.07	2,001,123.07	0.00
MB34-MBIA CERT OF OBLIGATION 22	AR-0068	Money Market		03/03/22	Open	2000	None	2000	0.4720	0.4720	1.000000	10,000,000.00	10,000,000.00	0.00	1.000000	8,003,881.21	8,003,881.21	0.00
MB35-MBIA MOBILITY PROJ. 2022	AR-0069	Money Market		03/28/22	Open	2000	None	2000	0.4720	0.4720	1.000000	15,000,000.00	15,000,000.00	0.00	1.000000	10,506,172.77	10,506,172.77	0.00
Money Market Total									**0.1782**	**0.1782**	**1.000000**	**250,194,488.52**	**250,194,488.52**	**0.00**	**1.000000**	**98,792,971.52**	**98,792,971.52**	**0.00**
State Pool																		
MB02-MBIA General	AR-0015	State Pool		11/01/08	Open	2000	None	2000	0.4720	0.4720	1.000000	17,374,917.83	17,374,917.83	0.00	1.000000	94,108,491.65	94,108,491.65	0.00
MB03-MBIA Road & Bridge	AR-0016	State Pool		11/01/08	Open	2000	None	2000	0.4720	0.4720	1.000000	2,856,438.24	2,856,438.24	0.00	1.000000	4,080,921.71	4,080,921.71	0.00
MB04-MBIA Drainage	AR-0017	State Pool		11/01/08	Open	2000	None	2000	0.4720	0.4720	1.000000	1,267,218.21	1,267,218.21	0.00	1.000000	12,803,969.66	12,803,969.66	0.00
MB06-MBIA Toll Rd. Operations	AR-0019	State Pool		11/01/08	Open	2000	None	2000	0.4720	0.4720	1.000000	3,143,377.27	3,143,377.27	0.00	1.000000	66,062,273.48	66,062,273.48	0.00
TT00-TX TERM General	AR-0022	State Pool		11/01/08	Open	2005	None	2005	0.3000	0.3000	1.000000	10,006,437.87	10,006,437.87	0.00	1.000000	1,072.32	1,072.32	0.00
TT02-TX TERM Toll Rd. Operation	AR-0024	State Pool		11/01/08	Open	2005	None	2005	0.3000	0.3000	0.000000	0.00	0.00	0.00	1.000000	1,071.10	1,071.10	0.00
TT04-TX TERM Road & Bridge	AR-0026	State Pool		11/01/08	Open	2005	None	2005	0.3000	0.3000	1.000000	10,463.28	10,463.28	0.00	1.000000	1,069.15	1,069.15	0.00
TT05-TX TERM Drainage	AR-0027	State Pool		11/01/08	Open	2005	None	2005	0.3000	0.3000	1.000000	109,774.61	109,774.61	0.00	1.000000	354.68	354.68	0.00
LOG1-Logic- General	AR-0028	State Pool		11/10/08	Open	200	None	200	0.4195	0.4195	1.000000	10,000,000.00	10,000,000.00	0.00	1.000000	115,825,368.17	115,825,368.17	0.00
LOG2-Logic-Toll Rd.Operations	AR-0029	State Pool		11/10/08	Open	200	None	200	0.4195	0.4195	1.000000	2,000,000.00	2,000,000.00	0.00	1.000000	40,161,295.04	40,161,295.04	0.00
LOG5-Logic-Drainage	AR-0032	State Pool		11/10/08	Open	200	None	200	0.4195	0.4195	1.000000	500,000.00	500,000.00	0.00	1.000000	8,027,798.30	8,027,798.30	0.00
LOG8-Logic-Road & Bridge	AR-0035	State Pool		11/10/08	Open	200	None	200	0.4195	0.4195	1.000000	1,000,000.00	1,000,000.00	0.00	1.000000	10,531,334.38	10,531,334.38	0.00
MB12-MBIA ESD 100 AGREEMENT	AR-0041	State Pool		08/31/16	Open	2000	None	2000	0.4720	0.4720	1.000000	3,900,000.00	3,900,000.00	0.00	1.000000	5,996,136.85	5,996,136.85	0.00
MB13-MBIA ASSISTANCE DIST #1	AR-0042	State Pool		08/31/16	Open	2000	None	2000	0.4720	0.4720	1.000000	10,000,000.00	10,000,000.00	0.00	1.000000	8,007,040.15	8,007,040.15	0.00
MB14-MBIA GR PARKWAY OPERATIONS	AR-0043	State Pool		08/31/16	Open	2000	None	2000	0.4720	0.4720	1.000000	8,500,000.00	8,500,000.00	0.00	1.000000	44,155,490.20	44,155,490.20	0.00
MB17 - SR LIEN BOND 2016	AR-0046	State Pool		12/09/16	Open	2000	None	2000	0.4720	0.4720	1.000000	35,000,000.00	35,000,000.00	0.00	1.000000	3,025,051.48	3,025,051.48	0.00
LO10-LOGIC-COUNTY'S CARE ACT	AR-0047	State Pool		05/12/20	Open	200	None	200	0.4195	0.4195	1.000000	67,000,000.00	67,000,000.00	0.00	1.000000	6,008,778.90	6,008,778.90	0.00
MB18-MBIA COUNTY'S CARES ACT	AR-0048	State Pool		05/12/20	Open	2000	None	2000	0.4720	0.4720	1.000000	67,000,000.00	67,000,000.00	0.00	1.000000	30,748,464.30	30,748,464.30	0.00
MB19-MBIA FBC ASSIST. DIST. #2	AR-0049	State Pool		05/13/20	Open	2000	None	2000	0.4720	0.4720	1.000000	2,500,000.00	2,500,000.00	0.00	1.000000	6,512,507.55	6,512,507.55	0.00
MB20- MBIA FBC ASSIST. DIST. #4	AR-0050	State Pool		05/13/20	Open	2000	None	2000	0.4720	0.4720	1.000000	1,250,000.00	1,250,000.00	0.00	1.000000	1,254,557.27	1,254,557.27	0.00
MB21-MBIA FBC ASSIST. DIST. #6	AR-0051	State Pool		05/13/20	Open	2000	None	2000	0.4720	0.4720	1.000000	2,000,000.00	2,000,000.00	0.00	1.000000	2,007,291.46	2,007,291.46	0.00
MB23-MBIA JUVENILE	AR-0053	State Pool		05/13/20	Open	2000	None	2000	0.4720	0.4720	1.000000	8,000,000.00	8,000,000.00	0.00	1.000000	11,511,934.35	11,511,934.35	0.00
MB24-MBIA DEBT SERVICE	AR-0054	State Pool		05/13/20	Open	2000	None	2000	0.4720	0.4720	1.000000	21,000,000.00	21,000,000.00	0.00	1.000000	25,535,468.01	25,535,468.01	0.00
MB25-MBIA DRAINAGE DEBT SERVICE	AR-0055	State Pool		05/13/20	Open	2000	None	2000	0.4720	0.4720	1.000000	1,000,000.00	1,000,000.00	0.00	1.000000	3,505,956.59	3,505,956.59	0.00
MB26-FACILITIES BOND 2018	AR-0056	State Pool		05/13/20	Open	2000	None	2000	0.4720	0.4720	1.000000	14,000,000.00	14,000,000.00	0.00	1.000000	8,044,281.32	8,044,281.32	0.00
MB27-MBIA TX HERITAGE PARKWAY	AR-0057	State Pool		05/13/20	Open	2000	None	2000	0.4720	0.4720	1.000000	17,000,000.00	17,000,000.00	0.00	1.000000	3,011,917.43	3,011,917.43	0.00
MB28-MBIA GRAND PARKWAY 2021	AR-0059	State Pool		08/02/21	Open	2000	None	2000	0.4720	0.4720	1.000000	25,000,000.00	25,000,000.00	0.00	1.000000	29,030,799.83	29,030,799.83	0.00
MB29-MBIA SR LIEN TOLL RD 2021	AR-0060	State Pool		08/02/21	Open	2000	None	2000	0.4720	0.4720	1.000000	68,000,000.00	68,000,000.00	0.00	1.000000	66,569,940.92	66,569,940.92	0.00
MB30-MBIA FLOOD PRO DRAINAGE 20	AR-0061	State Pool		08/02/21	Open	2000	None	2000	0.4720	0.4720	1.000000	10,000,000.00	10,000,000.00	0.00	1.000000	16,015,087.41	16,015,087.41	0.00
LO11-Logic-Moblity Proj 2022	AR-0070	State Pool		04/01/22	Open	200	None	200	0.4195	0.4195	1.000000	11,000,000.00	11,000,000.00	0.00	1.000000	11,003,792.70	11,003,792.70	0.00
LO12-Logic-Cert of Oblig 22	AR-0071	State Pool		04/01/22	Open	200	None	200	0.4195	0.4195	1.000000	11,000,000.00	11,000,000.00	0.00	1.000000	11,003,792.70	11,003,792.70	0.00
State Pool Total									**0.4555**	**0.4555**	**1.000000**	**431,418,627.31**	**431,418,627.31**	**0.00**	**1.000000**	**644,553,309.06**	**644,553,309.06**	**0.00**
Investment Total									**0.4186**	**0.4186**	**1.000000**	**681,613,115.83**	**681,613,115.83**	**0.00**	**1.000000**	**743,346,280.58**	**743,346,280.58**	**0.00**

Open Investments
Ft. Bend County
Effective Interest - Actual Life
Receipts in Period
04/30/22

Showing Ending Par Val/Shares: $743,346,280.58



FBC INVESTMENT TRAILING 12 MONTHS

Open Investments		FARMERS MAC DN	FFCB	FHLB	FHLMC	FNMA	FNMA DISCOUNT NOTE	State Pool	Prosperity Money Market	Prosperity - Invst. Acct.
$ 563,422,633	4/30/2021	$ -	$ -	$ -	$ -	$ -	$ -	$ 327,031,885	$ 236,390,748	$ -
$ 610,843,006	5/31/2021	$ -	$ -	$ -	$ -	$ -	$ -	$ 327,053,566	$ 283,789,440	$ -
$ 590,550,613	6/30/2021	$ -	$ -	$ -	$ -	$ -	$ -	$ 302,069,061	$ 288,481,552	$ -
$ 695,339,819	7/31/2021	$ -	$ -	$ -	$ -	$ -	$ -	$ 395,587,723	$ 299,752,096	$ -
$ 639,189,312	8/31/2021	$ -	$ -	$ -	$ -	$ -	$ -	$ 472,609,124	$ 166,580,188	$ -
$ 615,430,996	9/30/2021	$ -	$ -	$ -	$ -	$ -	$ -	$ 473,626,947	$ 141,804,049	$ -
$ 590,225,881	10/31/2021	$ -	$ -	$ -	$ -	$ -	$ -	$ 463,627,607	$ 126,598,274	$ -
$ 549,809,193	11/30/2021	$ -	$ -	$ -	$ -	$ -	$ -	$ 439,646,883	$ 126,598,274	$ -
$ 561,165,551	12/31/2021	$ -	$ -	$ -	$ -	$ -	$ -	$ 439,672,912	$ 121,492,639	$ -
$ 738,368,878	1/31/2022	$ -	$ -	$ -	$ -	$ -	$ -	$ 591,714,806	$ 146,654,072	$ -
$ 748,933,656	2/28/2022	$ -	$ -	$ -	$ -	$ -	$ -	$ 617,274,169	$ 131,659,487	$ -
$ 777,559,316	3/31/2022	$ -	$ -	$ -	$ -	$ -	$ -	$ 653,121,342	$ 124,437,974	$ -
$ 743,346,280	4/30/2022	$ -	$ -	$ -	$ -	$ -	$ -	$ 672,068,903	$ 71,277,377	$ -

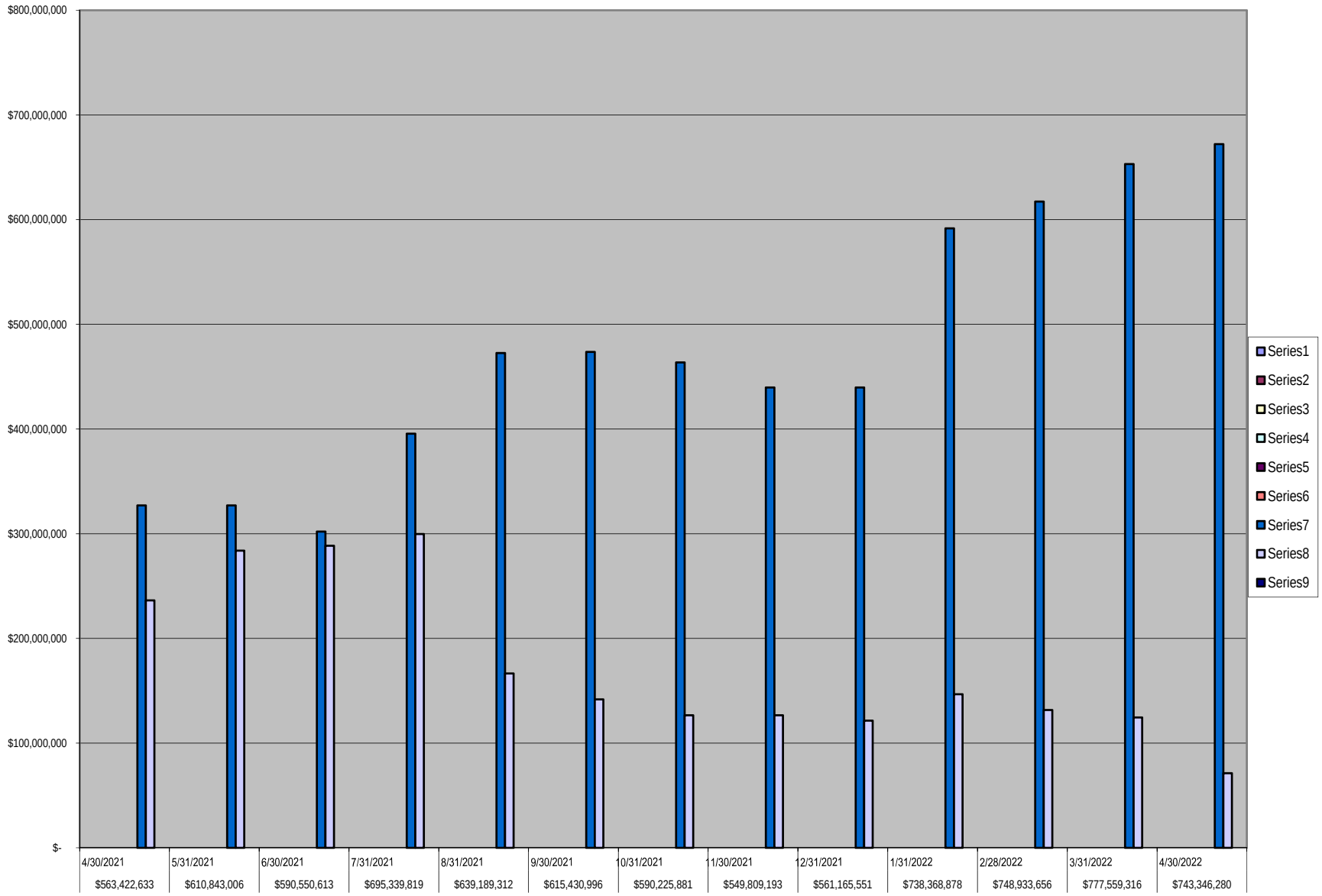
$800,000,000
$700,000,000
$600,000,000
$500,000,000
$400,000,000
$300,000,000
$200,000,000
$100,000,000
$-
4/30/2021 $563,422,633
5/31/2021 $610,843,006
6/30/2021 $590,550,613
7/31/2021 $695,339,819
8/31/2021 $639,189,312
9/30/2021 $615,430,996
10/31/2021 $590,225,881
11/30/2021 $549,809,193
12/31/2021 $561,165,551
1/31/2022 $738,368,878
2/28/2022 $748,933,656
3/31/2022 $777,559,316
4/30/2022 $743,346,280
Series1
Series2
Series3
Series4
Series5
Series6
Series7
Series8
Series9

CADENCE

05/13/2022

To Whom It May Concern,

In accordance with Cadence Bank's Depository Bid, the interest rate for the month of April 2022 is a fixed rate of 0.07% for all Fort Bend County interest-bearing accounts.

Sincerely,

Jessica Escamilla

Jessica Escamilla
Client Support Partner
Cadence Bank N.A.

Texas CLASS

AVERAGE MONTHLY YIELD: 0.4720%

Date	Texas CLASS Dividend Rate	Daily Yield
04/01/2022	0.000035340	0.4300%
04/02/2022	0.000000000	0.4300%
04/03/2022	0.000000000	0.4300%
04/04/2022	0.000011777	0.4299%
04/05/2022	0.000011942	0.4359%
04/06/2022	0.000012016	0.4386%
04/07/2022	0.000012207	0.4455%
04/08/2022	0.000036261	0.4412%
04/09/2022	0.000000000	0.4412%
04/10/2022	0.000000000	0.4412%
04/11/2022	0.000012264	0.4476%
04/12/2022	0.000012233	0.4465%
04/13/2022	0.000012668	0.4624%
04/14/2022	0.000051012	0.4655%
04/15/2022	0.000000000	0.4655%
04/16/2022	0.000000000	0.4655%
04/17/2022	0.000000000	0.4655%
04/18/2022	0.000013000	0.4745%
04/19/2022	0.000013714	0.5006%
04/20/2022	0.000013987	0.5105%
04/21/2022	0.000014023	0.5118%
04/22/2022	0.000041172	0.5010%
04/23/2022	0.000000000	0.5009%
04/24/2022	0.000000000	0.5009%
04/25/2022	0.000013784	0.5027%
04/26/2022	0.000013935	0.5086%
04/27/2022	0.000014022	0.5118%
04/28/2022	0.000014085	0.5141%
04/29/2022	0.000028492	0.5200%
04/30/2022	0.000000000	0.5200%

Performance results are shown net of all fees and expenses and reflect the reinvestment of dividends and other earnings. Many factors affect performance including changes in market conditions and interest rates and in response to other economic, political, or financial developments. Investment involves risk including the possible loss of principal. No assurance can be given that the performance objectives of a given strategy will be achieved. **Past performance is no guarantee of future results. Any financial and/or investment decision may incur losses.**

May 31, 2022

TexasDAILY

Current Yield[1]: 0.78%

Historical Rates Monthly Distribution Yields[2]

	2012	2013	2014	2015	2016	2017	2018	2019	2020	2021	2022
January	0.08%	0.12%	0.04%	0.07%	0.35%	0.58%	1.34%	2.40%	1.61%	0.07%	0.02%
February	0.10%	0.10%	0.04%	0.08%	0.39%	0.59%	1.40%	2.40%	1.58%	0.05%	0.02%
March	0.10%	0.10%	0.04%	0.09%	0.41%	0.66%	1.50%	2.41%	1.20%	0.05%	0.14%
April	0.10%	0.08%	0.04%	0.09%	0.42%	0.75%	1.65%	2.42%	0.83%	0.05%	0.30%
May	0.12%	0.08%	0.04%	0.09%	0.43%	0.76%	1.75%	2.41%	0.41%	0.04%	0.68%
June	0.13%	0.05%	0.04%	0.09%	0.44%	0.85%	1.85%	2.41%	0.24%	0.03%	
July	0.13%	0.05%	0.05%	0.10%	0.45%	0.96%	1.96%	2.38%	0.22%	0.02%	
August	0.13%	0.05%	0.06%	0.11%	0.47%	1.00%	1.99%	2.21%	0.16%	0.02%	
September	0.13%	0.05%	0.06%	0.13%	0.50%	1.03%	2.03%	2.15%	0.14%	0.02%	
October	0.13%	0.04%	0.06%	0.15%	0.47%	1.05%	2.15%	1.97%	0.12%	0.02%	
November	0.13%	0.04%	0.06%	0.15%	0.45%	1.09%	2.21%	1.74%	0.10%	0.02%	
December	0.13%	0.04%	0.07%	0.23%	0.50%	1.21%	2.32%	1.66%	0.09%	0.02%	

Call toll-free
1-866-839-8376

Past performance is not indicative of future results and yields may vary.

(1) The current yield, which is also known as the current annualized yield or current seven-day yield, represents the net change, exclusive of capital changes and income other than investment income, in the value of a hypothetical account with a balance of one share (normally $1.00 per share) over a seven-day base period expressed as a percentage of the value of one share at the beginning of the seven-day period. This resulting net change in account value is then annualized by multiplying it by 365 and dividing the result by 7. The yields shown may reflect fee waivers by service providers that subsidize and reduce the total operating expenses of the TexasDAILY portfolio. Portfolio yields would be lower if there were no such waivers.

(2) The monthly distribution yield represents the sum of a month's one-day allocation factors divided by the number of days in that month, and multiplied by 365. The yields shown may reflect fee waivers by service providers that subsidize and reduce the total operating expenses of the TexasDAILY portfolio. Portfolio yields would be lower if there were no such waivers.

This information is for institutional investors, not for further distribution to retail investors, and does not represent an offer to sell or a solicitation of an offer to buy or sell any fund or other security. Investors should consider the Texas Range Investment Program's (the "Program's") investment objectives, risks, charges and expenses before investing. This and other information about the Program is available in the Program's Information Statement, which should be read carefully before investing. A copy of the Program's Information Statement may be obtained by calling 1-866-839-8376 or is available on the Program's website at www.texas-range.com. While TexasDAILY and TexasDAILY Select seek to maintain a stable net asset value of $1.00 per share and TexasTERM seeks to achieve a net asset value of $1.00 per share at its stated maturity, it is possible to lose money investing in the Program. An investment in the Program is not insured or guaranteed by the Federal Deposit Insurance Corporation or any other governmental agency. Shares of the Program are distributed by ***PFM Fund Distributors, Inc.****, member Financial Industry Regulatory Authority (FINRA) (www.finra.org) and Securities Investor Protection Corporation (SIPC) (www.sipc.org). PFM Fund Distributors, Inc. is an affiliate of PFM Asset Management LLC.*

LOGIC VERSUS 90-DAY TREASURY BILL

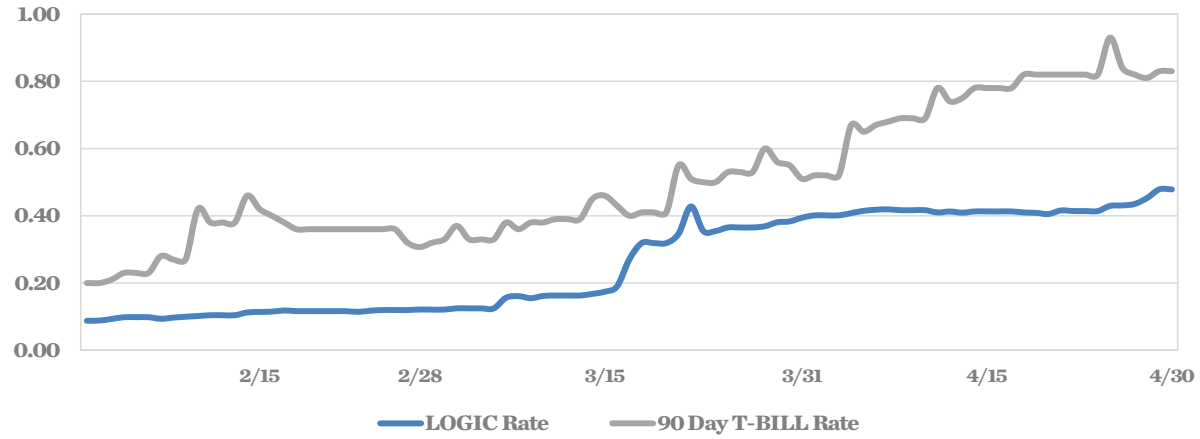

This material is for information purposes only. This information does not represent an offer to buy or sell a security. The above rate information is obtained from sources that are believed to be reliable; however, its accuracy or completeness may be subject to change. The LOGIC management fee may be waived in full or in part at the discretion of the LOGIC co-administrators and the LOGIC rate for the period shown reflects waiver of fees. This table represents historical investment performance/return to the customer, net of fees, and is not an indication of future performance. An investment in the security is not insured or guaranteed by the Federal Deposit Insurance Corporation or any other government agency. Although the issuer seeks to preserve the value of an investment of $1.00 per share, it is possible to lose money by investing in the security. Information about these and other program details are in the fund's Information Statement which should be read carefully before investing. The yield on the 90-Day Treasury Bill ("T-Bill Yield") is shown for comparative purposes only. When comparing the investment returns of the LOGIC pool to the T-Bill Yield, you should know that the LOGIC pool consists of allocations of specific diversified securities as detailed in the respective Information Statements. The T-Bill Yield is taken from Bloomberg Finance L.P. and represents the daily closing yield on the then current 90-Day T-Bill. The LOGIC yield is calculated in accordance with regulations governing the registration of open-end management investment companies under the Investment Company Act of 1940 as promulgated from time to time by the federal Securities and Exchange Commission.

DAILY SUMMARY FOR APRIL 2022

DATE	MNY MKT FUND EQUIV. [SEC Std.]	DAILY ALLOCATION FACTOR	INVESTED BALANCE	MARKET VALUE PER SHARE	WAM DAYS (1)	WAL DAYS (2)
4/1/2022	0.4012%	0.000010992	$8,869,368,599.43	0.999405	36	85
4/2/2022	0.4012%	0.000010992	$8,869,368,599.43	0.999405	36	85
4/3/2022	0.4012%	0.000010992	$8,869,368,599.43	0.999405	36	85
4/4/2022	0.4080%	0.000011177	$8,927,170,704.74	0.999452	35	85
4/5/2022	0.4147%	0.000011361	$8,931,316,591.30	0.999470	35	85
4/6/2022	0.4180%	0.000011453	$8,905,835,915.07	0.999482	35	85
4/7/2022	0.4191%	0.000011483	$8,900,818,749.33	0.999491	35	85
4/8/2022	0.4166%	0.000011414	$8,976,829,012.25	0.999499	31	80
4/9/2022	0.4166%	0.000011414	$8,976,829,012.25	0.999499	31	80
4/10/2022	0.4166%	0.000011414	$8,976,829,012.25	0.999499	31	80
4/11/2022	0.4100%	0.000011234	$8,976,564,294.28	0.999532	31	77
4/12/2022	0.4128%	0.000011309	$9,034,843,820.24	0.999541	32	79
4/13/2022	0.4093%	0.000011214	$9,029,252,673.63	0.999556	31	79
4/14/2022	0.4130%	0.000011314	$8,911,639,559.70	0.999536	30	76
4/15/2022	0.4130%	0.000011314	$8,911,639,559.70	0.999536	30	76
4/16/2022	0.4130%	0.000011314	$8,911,639,559.70	0.999536	30	76
4/17/2022	0.4130%	0.000011314	$8,911,639,559.70	0.999536	30	76
4/18/2022	0.4099%	0.000011230	$8,912,953,245.39	0.999587	31	77
4/19/2022	0.4088%	0.000011200	$8,922,407,740.74	0.999590	30	74
4/20/2022	0.4052%	0.000011100	$8,956,533,925.07	0.999560	31	75
4/21/2022	0.4158%	0.000011392	$8,977,491,955.13	0.999533	31	76
4/22/2022	0.4141%	0.000011345	$8,871,666,335.97	0.999481	30	75
4/23/2022	0.4141%	0.000011345	$8,871,666,335.97	0.999481	30	75
4/24/2022	0.4141%	0.000011345	$8,871,666,335.97	0.999481	30	75
4/25/2022	0.4295%	0.000011766	$8,989,439,902.74	0.999526	30	74
4/26/2022	0.4308%	0.000011804	$9,005,897,064.93	0.999522	30	74
4/27/2022	0.4353%	0.000011925	$8,923,423,117.76	0.999502	30	75
4/28/2022	0.4529%	0.000012408	$9,021,464,822.51	0.999518	32	76
4/29/2022	0.4786%	0.000013113	$8,897,334,914.79	0.999453	32	76
4/30/2022	0.4786%	0.000013113	$8,897,334,914.79	0.999453	32	76
Average	**0.4195%**	**0.000011493**	**$8,933,674,481.14**		**32**	**78**

Cadence Bank
Money Market Accounts
April 30, 2022

FUND	DESCRIPTION	BEGINNING BALANCE	DEPOSITS	WITH-DRAWALS	INTEREST	ENDING BALANCE
100	General Operating	29,067,077.79	88,622,690.93	101,180,085.88	1,239.27	16,510,922.11
150	Juvenile Operations	882,029.92	1,794,168.50	1,275,377.03	43.09	1,400,864.48
155	Road & Bridge	1,046,270.61	2,375,598.47	1,726,845.09	107.72	1,695,131.71
160	Drainage District	1,176,637.99	125,230.01	498,063.44	57.25	803,861.81
165	Lateral Road	1,324,531.65	-		76.21	1,324,607.86
170	Statue Restoration	4,621.47	-	-	0.27	4,621.74
175	City Water Assistance	2,488.90	211.00	-	0.15	2,700.05
185	Entex Contributions	4.71	-	-	-	4.71
190	H L & P Assistance	33,252.10	-	5,376.79	1.78	27,877.09
195	County Law Library	1,274,285.60	36,870.28	39,452.16	73.43	1,271,777.15
200	Law Enforcement Academy	608,944.74	16,160.00	6,831.25	35.61	618,309.10
205	Surface Water Supply Corp.	8,352.49	-	-	0.48	8,352.97
206	Industrial Development Corp	3,433.51	-	-	0.20	3,433.71
207	FBC Historical Commission	7,206.34	-	-	0.41	7,206.75
215	Library Donations	103,230.13	5,522.43	763.16	5.98	107,995.38
225	FBC Asset Forfei.Task-State	1,287,927.60	-	8,569.32	73.83	1,279,432.11
235	Probate Court Training	160,114.20	1,150.02	-	9.25	161,273.47
245	Alert Program-Juvenile	55,832.79	-	-	3.21	55,836.00
255	D A Asset Forfeiture-Fed.	55.54	-	-	-	55.54
265	Gus George Memorial	4,697.77		-	0.27	4,698.04
275	D A Special Fund Run	8,165.66	-	-	0.47	8,166.13
280	Co.Atty.Supplemental Salary	243,020.88	-	6,892.98	13.79	236,141.69
290	VIT Interest (Tax Coll)	85,858.07	945.52	3,507.28	4.93	83,301.24
300	FBC Elections	494,239.10	127,337.48	143,234.53	26.72	478,368.77
305	FBC Asset Forfie.Task-Fed.	19,888.12	-	4,273.01	1.10	15,616.21
310	Sheriff Ofc/Forfei.Assets-St.	797,877.26	7,889.75	48,619.06	44.25	757,192.20
315	Sheriff Ofc/Forfei.Assets-Fed.	48,540.46	-	-	2.79	48,543.25
320	Constable Pct. 2 F/A	24.08	-	-	-	24.08
322	Constable Pct 3 F/A	7,953.65	-	822.05	0.43	7,132.03
324	Constable Pct 1 F/A	0.76	-	-	-	0.76
332	Fire Marshal St. Ass't. Forfeiture	704.46	-	-	0.04	704.50
335	DA Asset Forfeit.-State	809,816.17	234.93	2,067.49	46.53	808,030.14
360	Law Enforcement Training	174,404.65	1,326.62	6,853.75	10.00	168,887.52
390	Child Protective Service IV-E	60,591.09	3,827.94	1,600.04	3.48	- 62,822.47

Cadence Bank
Money Market Accounts
April 30, 2022

402	Hope 3 Program Sales	61.06	-	-	-	61.06
410	Child Support IVD Reimb.	161,065.36	5,015.63	792.00	9.38	165,298.37
415	Local Law Enf.Block Grant	108,647.22	-	2,197.54	6.19	106,455.87
440	Supervision	4,329,048.23	333,484.61	452,096.97	243.38	4,210,679.25
470	FBC Assist District #16	33,329.63	1,978.52	982.55	1.97	34,327.57
471	FBC Assist District #17	1,569.51	209.90	-	0.10	1,779.51
472	FBC Assist District #18	29,381.51	2,750.30	-	1.81	32,133.62
473	FBC Assist District #19	43,925.82	8,776.59	3,844.06	2.79	48,861.14
474	FBC Assist District #20	255,076.55	11,240.46	8,336.78	14.90	257,995.13
475	FBC Assist District #21	4,037.61	307.89	-	0.25	4,345.75
476	FBC Assist District #22	642,525.67	31,503.52	-	38.36	674,067.55
600/605	Debt Service Account	1,551,561.80	982,258.25	314,679.44	114.89	2,219,255.50
610	Drainage Debt Service	870,323.94	22,251.75	-	50.91	892,626.60
750	Mission Bend/Four Corners	380,731.02	-	-	21.91	380,752.93
756	2018 Facilities Bond Projects	1,226,747.94	55,721.68	724,809.73	36.35	557,696.24
762	2020 Mobility Projects	1,058,572.27	7,002,552.09	8,061,162.90	38.54	(0.00)
764	2020 Drainage Flood Projects	1,496,540.05	-	86,596.34	84.62	1,410,028.33
766	2020 Mobility - Tx Heritage Pkwy	508,836.97	-	332,699.62	22.26	176,159.61
768	2020A Tax Notes	1,291,299.70	-	-	74.29	1,291,373.99
771	2021 Tax Note Account	140,934.71	-	-	8.11	140,942.82
772	Certificate of Obligation 2022	12,198,580.12	2,000,000.00	14,034,494.97	29.50	164,114.65
774	2022 Mobility Projects	35,006,865.50	13,022,858.46	46,985,580.89	1,098.40	1,045,241.47
802	Sr. Lien Toll Rd Rev Bonds 2016	1,241,200.10	4,214,001.61	4,243,373.05	67.54	1,211,896.20
803	2021 FBCTRA Bond Projects	1,281,411.89	1,399,675.69	2,036,764.22	38.61	644,361.97
807	2021 Grand Pkwy Toll Rd Projects	1,184,706.63	2,000,000.00	2,287,988.59	52.24	896,770.28
810	Toll Road Operations	1,683,439.05	4,529,347.59	895,616.99	128.40	5,317,298.05
815	Grand Pkwy Toll Road Ops	1,452,515.14	2,583,252.80	522,618.33	101.39	3,513,251.00
990	County's Cares Act	851,488.46	6,329,087.45	6,576,499.70	54.00	604,130.21
TREA	Treasurer's Account	67,609.55	15,901,722.61	15,969,332.16	17.19	17.19
INVE	FBC Investment Account	-	57,000,013.41	57,000,013.41	-	-
850M	Boon-Chapman Medical	2,428,110.12	4,000,467.21	5,127,024.20	96.33	1,301,649.46
850D	Boon-Chapman Dental	1,294,708.98	200.00	217,378.42	67.56	1,077,598.12
882	Boon-Chapman 125	306,311.04	73,826.96	77,963.98	17.20	302,191.22
884	Fee Officer's Account	1,408,702.37	3,469,010.59	2,527,665.29	-	2,350,047.67
912	JP Credit Card Processing	38,296.89	271,230.50	254,081.14	3.67	55,449.92

Cadence Bank
Money Market Accounts
April 30, 2022

908	EMS Credit Card Processing	50,082.48	73,157.48	56,750.35	3.07	66,492.68
DACC	D A Credit Card Processing	15,029.87	12,997.00	8,500.84	0.98	19,527.01
PTCC	Public Transportation Credit Cards	2,021.34	11,382.22	10,938.56	0.14	2,465.14
CSCC	CSCD Credit Card	286,316.10	276,541.96	303,500.28	13.38	259,371.16
LBCC	Library Credit Card	327.29	5,667.90	5,306.98	0.06	688.27
JUCC	Juvenile Credit Card	129.94	2,671.67	1,376.71	0.04	1,424.94
SOCC	Sheriff Credit Card	24,991.09	24,358.37	28,179.46	1.24	21,171.24
TRCC	Toll Road Permit Credit Card	1,425.05	873.56	1,648.61	0.03	650.03
130	Assistant Dist Number 1	1,160,969.66	452,199.83	266,679.95	74.94	1,346,564.48
131	Assistant Dist Number 2	1,054,292.73	202,191.91	18,726.13	69.43	1,237,827.94
133	Assistant Dist Number 4	543,375.40	55,269.71	18,896.77	33.56	579,781.90
134	Assistant Dist Number 5	473,750.45	13,495.09	-	27.85	487,273.39
135	Assistant Dist Number 6	1,202,649.30	106,953.63	22,972.63	73.68	1,286,703.98
136	Assistant Dist Number 7	689,665.92	99,611.05	116,294.85	41.60	673,023.72
137	Assistant Dist Number 8	112,310.79	2,352.87	6,211.75	6.36	108,458.27
138	Assistant Dist Number 9	712,311.60	68,708.97	46,268.50	43.61	734,795.68
139	Assistant Dist Number 10	820,544.12	50,906.50	52,755.30	49.05	818,744.37
140	Assistant Dist Number 11	1,100,130.24	294,027.63	37,130.25	75.98	1,357,103.60
145	Emergency Svc Dist 100	1,735,000.67	1,561,215.64	160,753.64	120.61	3,135,583.28
CCCA	Non Fee Officer CC Clearing Acct	29,286.95	77,185.01	70,766.35	2.00	35,707.61
JPMT	Juror Payments	17,265.68	15,038.00	14,953.68	0.85	17,350.85
EPEC	Engineering Permitting E-Check	2,100.20	18,600.00	16,960.20	0.24	3,740.24
JP41	JP 4 E-Filing	537.16	16,513.25	15,499.41	0.17	1,551.17
JP12	JP 1-2 E-Filing	754.08	4,654.25	2,926.33	0.05	2,482.05
JP21	JP 2-1 E-Filing	1,304.41	15,972.00	14,114.41	0.16	3,162.16
JP11	JP 1-1 E-Filing	0.05	6,124.25	6,124.30	0.04	0.04
JP31	JP 3 E-Filing	1,558.43	16,859.50	15,923.93	0.18	2,494.18
	EMS Patient Acct Svcs ACH	0.02	771,042.07	770,485.85	0.36	556.60
	Change Fund Clearing Acct	(400.00)	17,097.22	16,897.22	-	(200.00)
DCJS	DC Jury Summons Postage	20,000.00	-	-	0.42	20,000.42
	Elections CC Account	-	130.00	-		130.00
	Total	124,437,973.69	222,645,708.49	275,811,370.82	5,066.06	71,277,377.42

Investment Report
Ft. Bend County
05/01/22 - 05/31/22

This report summarizes the investment position of Ft. Bend County for the period 05/01/22 to 05/31/22.

	04/30/22	05/31/22
Book Value	743,346,280.58	709,532,923.36
Market Value	743,346,280.58	709,532,923.36
Par Value	743,346,280.58	709,532,923.36
Change in Market Value		0.00
Weighted Average Maturity (in Days)	0	0
Weighted Average Yield-to-Maturity of Portfolio	0.4191%	0.7337%
Yield-to-Maturity of 90 Day T-Bill	0.8130%	1.0530%
Accrued Interest		0.00

This report is presented in accordance with the Texas Government Code Title 10 Section 2256.023. The below signed hereby certify that, to the best of their knowledge on the date this report was created, Ft. Bend County is in compliance with the provisions of Government Code 2256 and with the stated policies and strategies of Ft. Bend County.

Pamela Gubbels

Director of Finance & Investments

7-29-2022

Date

County Treasurer

8-1-2022

Date

Investment Report
Ft. Bend County
05/01/22 - 05/31/22

Portfolio Composition - 04/30/22

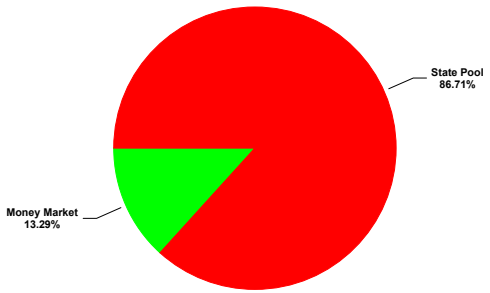

Portfolio Composition - 05/31/22

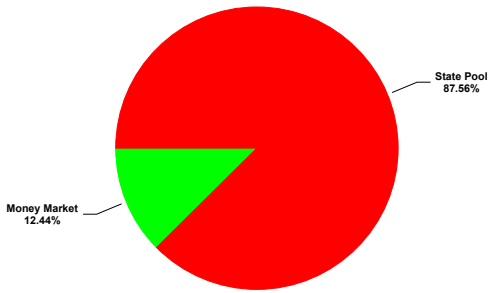

Maturity Aging - 04/30/22 vs 05/31/22

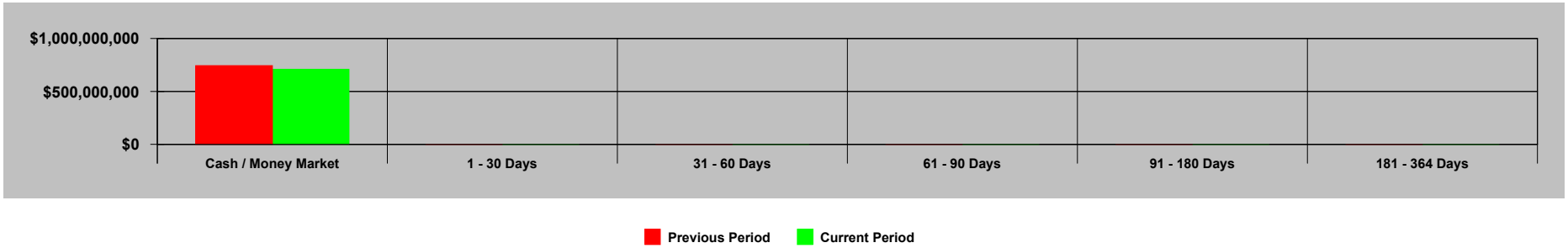

Portfolio Performance - 05/01/22 to 05/31/22

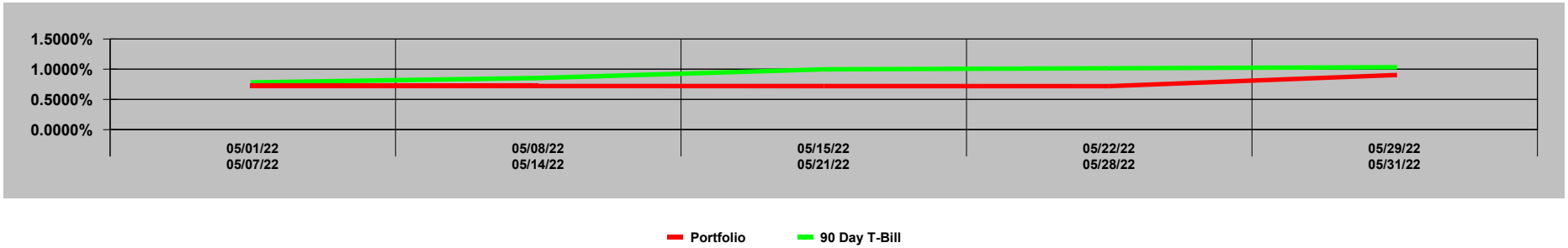

3

GASB 31 Compliance
Ft. Bend County
Effective Interest - Actual Life
Receipts in Period
05/01/22 - 05/31/22

CUSIP	Invest Number	Security Description	Purchase Date	Sale Date	Valuation Method	Yield Earned	Price Source 05/01/22	Beginning Unit Price	Par Value On 05/01/22	Reported Value 05/01/22	Purchase Cost	Sales Proceeds	Ending Unit Price	Par Value On 05/31/22	Price Source 05/31/22	Reported Value 05/31/22	Change in Fair Value	Interest	Net Investment Income
MB02-MBIA General	AR-0015	State Pool	11/01/08	Open	Fair Value	0.8031	Manual	1.000000	94,108,491.65	94,108,491.65	0.00	19,942,118.13	1.000000	74,166,373.52	Manual	74,166,373.52	0.00	56,929.07	56,929.07
MB03-MBIA Road & Bridge	AR-0016	State Pool	11/01/08	Open	Fair Value	0.8132	Manual	1.000000	4,080,921.71	4,080,921.71	0.00	-2,818.69	1.000000	4,083,740.40	Manual	4,083,740.40	0.00	2,818.69	2,818.69
MB04-MBIA Drainage	AR-0017	State Pool	11/01/08	Open	Fair Value	0.8132	Manual	1.000000	12,803,969.66	12,803,969.66	0.00	-8,843.63	1.000000	12,812,813.29	Manual	12,812,813.29	0.00	8,843.63	8,843.63
MB06-MBIA Toll Rd. Operations	AR-0019	State Pool	11/01/08	Open	Fair Value	0.8148	Manual	1.000000	66,062,273.48	66,062,273.48	0.00	-3,047,525.46	1.000000	69,109,798.94	Manual	69,109,798.94	0.00	47,525.46	47,525.46
TT00-TX TERM General	AR-0022	State Pool	11/01/08	Open	Fair Value	0.6808	Manual	1.000000	1,072.32	1,072.32	0.00	-0.62	1.000000	1,072.94	Manual	1,072.94	0.00	0.62	0.62
TT02-TX TERM Toll Rd. Operation	AR-0024	State Pool	11/01/08	Open	Fair Value	0.6815	Manual	1.000000	1,071.10	1,071.10	0.00	-0.62	1.000000	1,071.72	Manual	1,071.72	0.00	0.62	0.62
TT04-TX TERM Road & Bridge	AR-0026	State Pool	11/01/08	Open	Fair Value	0.6828	Manual	1.000000	1,069.15	1,069.15	0.00	-0.62	1.000000	1,069.77	Manual	1,069.77	0.00	0.62	0.62
TT05-TX TERM Drainage	AR-0027	State Pool	11/01/08	Open	Fair Value	0.6971	Manual	1.000000	354.68	354.68	0.00	-0.21	1.000000	354.89	Manual	354.89	0.00	0.21	0.21
LOG1-Logic- General	AR-0028	State Pool	11/10/08	Open	Fair Value	0.8113	Manual	1.000000	115,825,368.17	115,825,368.17	0.00	-79,811.01	1.000000	115,905,179.18	Manual	115,905,179.18	0.00	79,811.01	79,811.01
LOG2-Logic-Toll Rd.Operations	AR-0029	State Pool	11/10/08	Open	Fair Value	0.8113	Manual	1.000000	40,161,295.04	40,161,295.04	0.00	-27,673.68	1.000000	40,188,968.72	Manual	40,188,968.72	0.00	27,673.68	27,673.68
LOG5-Logic-Drainage	AR-0032	State Pool	11/10/08	Open	Fair Value	0.8113	Manual	1.000000	8,027,798.30	8,027,798.30	0.00	-5,531.67	1.000000	8,033,329.97	Manual	8,033,329.97	0.00	5,531.67	5,531.67
LOG8-Logic-Road & Bridge	AR-0035	State Pool	11/10/08	Open	Fair Value	0.8113	Manual	1.000000	10,531,334.38	10,531,334.38	0.00	-7,256.76	1.000000	10,538,591.14	Manual	10,538,591.14	0.00	7,256.76	7,256.76
MB12-MBIA ESD 100 AGREEMENT	AR-0041	State Pool	08/31/16	Open	Fair Value	0.8225	Manual	1.000000	5,996,136.85	5,996,136.85	0.00	-2,005,405.95	1.000000	8,001,542.80	Manual	8,001,542.80	0.00	5,405.95	5,405.95
MB13-MBIA ASSISTANCE DIST #1	AR-0042	State Pool	08/31/16	Open	Fair Value	0.8173	Manual	1.000000	8,007,040.15	8,007,040.15	0.00	-1,006,162.63	1.000000	9,013,202.78	Manual	9,013,202.78	0.00	6,162.63	6,162.63
MB14-MBIA GR PARKWAY OPERATIONS	AR-0043	State Pool	08/31/16	Open	Fair Value	0.8148	Manual	1.000000	44,155,490.20	44,155,490.20	0.00	-2,031,762.37	1.000000	46,187,252.57	Manual	46,187,252.57	0.00	31,762.37	31,762.37
MB17 - SR LIEN BOND 2016	AR-0046	State Pool	12/09/16	Open	Fair Value	0.7976	Manual	1.000000	3,025,051.48	3,025,051.48	0.00	1,498,409.62	1.000000	1,526,641.86	Manual	1,526,641.86	0.00	1,590.38	1,590.38
LO10-LOGIC-COUNTY'S CARE ACT	AR-0047	State Pool	05/12/20	Open	Fair Value	0.8113	Manual	1.000000	6,008,778.90	6,008,778.90	0.00	-4,140.41	1.000000	6,012,919.31	Manual	6,012,919.31	0.00	4,140.41	4,140.41
MB18-MBIA COUNTY'S CARES ACT	AR-0048	State Pool	05/12/20	Open	Fair Value	0.8074	Manual	1.000000	30,748,464.30	30,748,464.30	0.00	4,180,962.15	1.000000	26,567,502.15	Manual	26,567,502.15	0.00	19,037.85	19,037.85
MB19-MBIA FBC ASSIST. DIST. #2	AR-0049	State Pool	05/13/20	Open	Fair Value	0.8181	Manual	1.000000	6,512,507.55	6,512,507.55	0.00	-1,005,130.39	1.000000	7,517,637.94	Manual	7,517,637.94	0.00	5,130.39	5,130.39
MB20- MBIA FBC ASSIST. DIST. #4	AR-0050	State Pool	05/13/20	Open	Fair Value	0.8132	Manual	1.000000	1,254,557.27	1,254,557.27	0.00	-866.51	1.000000	1,255,423.78	Manual	1,255,423.78	0.00	866.51	866.51
MB21-MBIA FBC ASSIST. DIST. #6	AR-0051	State Pool	05/13/20	Open	Fair Value	0.8257	Manual	1.000000	2,007,291.46	2,007,291.46	0.00	-1,002,018.61	1.000000	3,009,310.07	Manual	3,009,310.07	0.00	2,018.61	2,018.61
MB23-MBIA JUVENILE	AR-0053	State Pool	05/13/20	Open	Fair Value	0.8132	Manual	1.000000	11,511,934.35	11,511,934.35	0.00	-7,951.22	1.000000	11,519,885.57	Manual	11,519,885.57	0.00	7,951.22	7,951.22
MB24-MBIA DEBT SERVICE	AR-0054	State Pool	05/13/20	Open	Fair Value	0.8146	Manual	1.000000	25,535,468.01	25,535,468.01	0.00	-1,018,269.42	1.000000	26,553,737.43	Manual	26,553,737.43	0.00	18,269.42	18,269.42
MB25-MBIA DRAINAGE DEBT SERVICE	AR-0055	State Pool	05/13/20	Open	Fair Value	0.8132	Manual	1.000000	3,505,956.59	3,505,956.59	0.00	-2,421.56	1.000000	3,508,378.15	Manual	3,508,378.15	0.00	2,421.56	2,421.56
MB26-FACILITIES BOND 2018	AR-0056	State Pool	05/13/20	Open	Fair Value	0.8064	Manual	1.000000	8,044,281.32	8,044,281.32	0.00	994,954.60	1.000000	7,049,326.72	Manual	7,049,326.72	0.00	5,045.40	5,045.40
MB27-MBIA TX HERITAGE PARKWAY	AR-0057	State Pool	05/13/20	Open	Fair Value	0.8093	Manual	1.000000	3,011,917.43	3,011,917.43	0.00	498,007.35	1.000000	2,513,910.08	Manual	2,513,910.08	0.00	1,992.65	1,992.65
Cadence-Money Market Accts	AR-0058	Money Market	01/31/21	Open	Fair Value	0.0610	Manual	1.000000	71,277,377.42	71,277,377.42	0.00	3,317,821.06	1.000000	67,959,556.36	Manual	67,959,556.36	0.00	3,684.68	3,684.68
MB28-MBIA GRAND PARKWAY 2021	AR-0059	State Pool	08/02/21	Open	Fair Value	0.8122	Manual	1.000000	29,030,799.83	29,030,799.83	0.00	980,595.87	1.000000	28,050,203.96	Manual	28,050,203.96	0.00	19,404.13	19,404.13
MB29-MBIA SR LIEN TOLL RD 2021	AR-0060	State Pool	08/02/21	Open	Fair Value	0.8107	Manual	1.000000	66,569,940.92	66,569,940.92	0.00	6,456,340.14	1.000000	60,113,600.78	Manual	60,113,600.78	0.00	43,659.86	43,659.86
MB30-MBIA FLOOD PRO DRAINAGE 20	AR-0061	State Pool	08/02/21	Open	Fair Value	0.8132	Manual	1.000000	16,015,087.41	16,015,087.41	0.00	-11,061.52	1.000000	16,026,148.93	Manual	16,026,148.93	0.00	11,061.52	11,061.52
MB31-MBIA FBC ASSIST DIST #9	AR-0062	Money Market	03/11/22	Open	Fair Value	0.8132	Manual	1.000000	2,001,161.07	2,001,161.07	0.00	-1,382.22	1.000000	2,002,543.29	Manual	2,002,543.29	0.00	1,382.22	1,382.22
MB32-MBIA FBC ASSIST DIST #11	AR-0063	Money Market	03/11/22	Open	Fair Value	0.8225	Manual	1.000000	3,001,741.63	3,001,741.63	0.00	-1,002,705.52	1.000000	4,004,447.15	Manual	4,004,447.15	0.00	2,705.52	2,705.52
MB36-MBIA FEE OFFICER	AR-0065	Money Market	03/14/22	Open	Fair Value	0.8295	Manual	1.000000	1,000,952.80	1,000,952.80	0.00	-750,212.24	1.000000	1,751,165.04	Manual	1,751,165.04	0.00	1,165.04	1,165.04
MB37-MBIA FBC ASSIST DIST #7	AR-0066	Money Market	03/14/22	Open	Fair Value	0.8132	Manual	1.000000	1,000,561.55	1,000,561.55	0.00	-691.08	1.000000	1,001,252.63	Manual	1,001,252.63	0.00	691.08	691.08
MB38-MBIA 2020A FBC TAX NOTE	AR-0067	Money Market	03/14/22	Open	Fair Value	0.8132	Manual	1.000000	2,001,123.07	2,001,123.07	0.00	-1,382.18	1.000000	2,002,505.25	Manual	2,002,505.25	0.00	1,382.18	1,382.18
MB34-MBIA CERT OF OBLIGATION 22	AR-0068	Money Market	03/03/22	Open	Fair Value	0.7771	Manual	1.000000	8,003,881.21	8,003,881.21	0.00	6,496,654.82	1.000000	1,507,226.39	Manual	1,507,226.39	0.00	3,345.18	3,345.18
MB35-MBIA MOBILITY PROJ. 2022	AR-0069	Money Market	03/28/22	Open	Fair Value	0.8026	Manual	1.000000	10,506,172.77	10,506,172.77	0.00	2,493,684.90	1.000000	8,012,487.87	Manual	8,012,487.87	0.00	6,315.10	6,315.10
LO11-Logic-Moblity Proj 2022	AR-0070	State Pool	04/01/22	Open	Fair Value	0.8113	Manual	1.000000	11,003,792.70	11,003,792.70	0.00	-7,582.31	1.000000	11,011,375.01	Manual	11,011,375.01	0.00	7,582.31	7,582.31
LO12-Logic-Cert of Oblig 22	AR-0071	State Pool	04/01/22	Open	Fair Value	0.8113	Manual	1.000000	11,003,792.70	11,003,792.70	0.00	-7,582.31	1.000000	11,011,375.01	Manual	11,011,375.01	0.00	7,582.31	7,582.31
Investment Total						**0.7379**		**1.000000**	**743,346,280.58**	**743,346,280.58**	**0.00**	**33,813,357.22**	**1.000000**	**709,532,923.36**		**709,532,923.36**	**0.00**	**458,148.52**	**458,148.52**

Portfolio Position
Ft. Bend County
Effective Interest - Actual Life
Receipts in Period
05/01/22 - 05/31/22

CUSIP	Invest Number	Security Description	Purchase Date	Call Date	Par Value On 05/01/22	Par Value On 05/31/22	Market Val On 05/01/22	Market Val On 05/31/22	Purchase Cost	Sales Proceeds	Original Princ/Cost	Amor Value On 05/01/22	Amor Value On 05/31/22
130 - Assistance Dist #1													
State Pool													
MB13-MBIA ASSISTANCE DIST #1	AR-0042	State Pool	08/31/16	Open	8,007,040.15	9,013,202.78	8,007,040.15	9,013,202.78	0.00	0.00	10,000,000.00	8,007,040.15	9,013,202.78
State Pool Total					**8,007,040.15**	**9,013,202.78**	**8,007,040.15**	**9,013,202.78**	**0.00**	**0.00**	**10,000,000.00**	**8,007,040.15**	**9,013,202.78**
130 - Assistance Dist #1 Total					**8,007,040.15**	**9,013,202.78**	**8,007,040.15**	**9,013,202.78**	**0.00**	**0.00**	**10,000,000.00**	**8,007,040.15**	**9,013,202.78**
145 - ESD 100 Agreement													
State Pool													
MB12-MBIA ESD 100 AGREEMENT	AR-0041	State Pool	08/31/16	Open	5,996,136.85	8,001,542.80	5,996,136.85	8,001,542.80	0.00	0.00	3,900,000.00	5,996,136.85	8,001,542.80
State Pool Total					**5,996,136.85**	**8,001,542.80**	**5,996,136.85**	**8,001,542.80**	**0.00**	**0.00**	**3,900,000.00**	**5,996,136.85**	**8,001,542.80**
145 - ESD 100 Agreement Total					**5,996,136.85**	**8,001,542.80**	**5,996,136.85**	**8,001,542.80**	**0.00**	**0.00**	**3,900,000.00**	**5,996,136.85**	**8,001,542.80**
810 - FBC Toll Road Operations													
State Pool													
TT02-TX TERM Toll Rd. Operation	AR-0024	State Pool	11/01/08	Open	0.00	0.00	0.00	0.00	0.00	0.00	0.00	0.00	0.00
State Pool Total					**0.00**	**0.00**	**0.00**	**0.00**	**0.00**	**0.00**	**0.00**	**0.00**	**0.00**
810 - FBC Toll Road Operations Total					**0.00**	**0.00**	**0.00**	**0.00**	**0.00**	**0.00**	**0.00**	**0.00**	**0.00**
815 - Grand Parkway Operations													
State Pool													
MB14-MBIA GR PARKWAY OPERATIONS	AR-0043	State Pool	08/31/16	Open	44,155,490.20	46,187,252.57	44,155,490.20	46,187,252.57	0.00	0.00	8,500,000.00	44,155,490.20	46,187,252.57
State Pool Total					**44,155,490.20**	**46,187,252.57**	**44,155,490.20**	**46,187,252.57**	**0.00**	**0.00**	**8,500,000.00**	**44,155,490.20**	**46,187,252.57**
815 - Grand Parkway Operations Total					**44,155,490.20**	**46,187,252.57**	**44,155,490.20**	**46,187,252.57**	**0.00**	**0.00**	**8,500,000.00**	**44,155,490.20**	**46,187,252.57**
LO12 - Logic Cert of Obligation 2022													
State Pool													
LO12-Logic-Cert of Oblig 22	AR-0071	State Pool	04/01/22	Open	11,003,792.70	11,011,375.01	11,003,792.70	11,011,375.01	0.00	0.00	11,000,000.00	11,003,792.70	11,011,375.01
State Pool Total					**11,003,792.70**	**11,011,375.01**	**11,003,792.70**	**11,011,375.01**	**0.00**	**0.00**	**11,000,000.00**	**11,003,792.70**	**11,011,375.01**
LO12 - Logic Cert of Obligation 2022 Total					**11,003,792.70**	**11,011,375.01**	**11,003,792.70**	**11,011,375.01**	**0.00**	**0.00**	**11,000,000.00**	**11,003,792.70**	**11,011,375.01**
LO10 - LOGIC COUNTYS CARES ACT													
State Pool													
LO10-LOGIC-COUNTY'S CARE ACT	AR-0047	State Pool	05/12/20	Open	6,008,778.90	6,012,919.31	6,008,778.90	6,012,919.31	0.00	0.00	67,000,000.00	6,008,778.90	6,012,919.31
State Pool Total					**6,008,778.90**	**6,012,919.31**	**6,008,778.90**	**6,012,919.31**	**0.00**	**0.00**	**67,000,000.00**	**6,008,778.90**	**6,012,919.31**
LO10 - LOGIC COUNTYS CARES ACT Total					**6,008,778.90**	**6,012,919.31**	**6,008,778.90**	**6,012,919.31**	**0.00**	**0.00**	**67,000,000.00**	**6,008,778.90**	**6,012,919.31**
LOG5 - LOGIC DRAINAGE													
State Pool													
LOG5-Logic-Drainage	AR-0032	State Pool	11/10/08	Open	8,027,798.30	8,033,329.97	8,027,798.30	8,033,329.97	0.00	0.00	500,000.00	8,027,798.30	8,033,329.97
State Pool Total					**8,027,798.30**	**8,033,329.97**	**8,027,798.30**	**8,033,329.97**	**0.00**	**0.00**	**500,000.00**	**8,027,798.30**	**8,033,329.97**
LOG5 - LOGIC DRAINAGE Total					**8,027,798.30**	**8,033,329.97**	**8,027,798.30**	**8,033,329.97**	**0.00**	**0.00**	**500,000.00**	**8,027,798.30**	**8,033,329.97**
LOG1 - LOGIC GENERAL													
State Pool													
LOG1-Logic- General	AR-0028	State Pool	11/10/08	Open	115,825,368.17	115,905,179.18	115,825,368.17	115,905,179.18	0.00	0.00	10,000,000.00	115,825,368.17	115,905,179.18
State Pool Total					**115,825,368.17**	**115,905,179.18**	**115,825,368.17**	**115,905,179.18**	**0.00**	**0.00**	**10,000,000.00**	**115,825,368.17**	**115,905,179.18**
LOG1 - LOGIC GENERAL Total					**115,825,368.17**	**115,905,179.18**	**115,825,368.17**	**115,905,179.18**	**0.00**	**0.00**	**10,000,000.00**	**115,825,368.17**	**115,905,179.18**
LO11 - Logic Mobility Projects 2022													
State Pool													
LO11-Logic-Moblity Proj 2022	AR-0070	State Pool	04/01/22	Open	11,003,792.70	11,011,375.01	11,003,792.70	11,011,375.01	0.00	0.00	11,000,000.00	11,003,792.70	11,011,375.01
State Pool Total					**11,003,792.70**	**11,011,375.01**	**11,003,792.70**	**11,011,375.01**	**0.00**	**0.00**	**11,000,000.00**	**11,003,792.70**	**11,011,375.01**
LO11 - Logic Mobility Projects 2022 Total					**11,003,792.70**	**11,011,375.01**	**11,003,792.70**	**11,011,375.01**	**0.00**	**0.00**	**11,000,000.00**	**11,003,792.70**	**11,011,375.01**
LOG8 - LOGIC ROAD & BRIDGE													
State Pool													
LOG8-Logic-Road & Bridge	AR-0035	State Pool	11/10/08	Open	10,531,334.38	10,538,591.14	10,531,334.38	10,538,591.14	0.00	0.00	1,000,000.00	10,531,334.38	10,538,591.14
State Pool Total					**10,531,334.38**	**10,538,591.14**	**10,531,334.38**	**10,538,591.14**	**0.00**	**0.00**	**1,000,000.00**	**10,531,334.38**	**10,538,591.14**

Portfolio Position
Ft. Bend County
Effective Interest - Actual Life
Receipts in Period
05/01/22 - 05/31/22

CUSIP	Invest Number	Security Description	Purchase Date	Call Date	Par Value On 05/01/22	Par Value On 05/31/22	Market Val On 05/01/22	Market Val On 05/31/22	Purchase Cost	Sales Proceeds	Original Princ/Cost	Amor Value On 05/01/22	Amor Value On 05/31/22
LOG8 - LOGIC ROAD & BRIDGE Total					**10,531,334.38**	**10,538,591.14**	**10,531,334.38**	**10,538,591.14**	**0.00**	**0.00**	**1,000,000.00**	**10,531,334.38**	**10,538,591.14**
LOG2 - LOGIC TOLL OPERATIONS													
State Pool													
LOG2-Logic-Toll Rd.Operations	AR-0029	State Pool	11/10/08	Open	40,161,295.04	40,188,968.72	40,161,295.04	40,188,968.72	0.00	0.00	2,000,000.00	40,161,295.04	40,188,968.72
State Pool Total					**40,161,295.04**	**40,188,968.72**	**40,161,295.04**	**40,188,968.72**	**0.00**	**0.00**	**2,000,000.00**	**40,161,295.04**	**40,188,968.72**
LOG2 - LOGIC TOLL OPERATIONS Total					**40,161,295.04**	**40,188,968.72**	**40,161,295.04**	**40,188,968.72**	**0.00**	**0.00**	**2,000,000.00**	**40,161,295.04**	**40,188,968.72**
MB38 - MBIA 2020A FBC TAX NOTE													
Money Market													
MB38-MBIA 2020A FBC TAX NOTE	AR-0067	Money Market	03/14/22	Open	2,001,123.07	2,002,505.25	2,001,123.07	2,002,505.25	0.00	0.00	2,000,000.00	2,001,123.07	2,002,505.25
Money Market Total					**2,001,123.07**	**2,002,505.25**	**2,001,123.07**	**2,002,505.25**	**0.00**	**0.00**	**2,000,000.00**	**2,001,123.07**	**2,002,505.25**
MB38 - MBIA 2020A FBC TAX NOTE Total					**2,001,123.07**	**2,002,505.25**	**2,001,123.07**	**2,002,505.25**	**0.00**	**0.00**	**2,000,000.00**	**2,001,123.07**	**2,002,505.25**
MB21 - MBIA ASSIST DIST #6													
State Pool													
MB21-MBIA FBC ASSIST. DIST. #6	AR-0051	State Pool	05/13/20	Open	2,007,291.46	3,009,310.07	2,007,291.46	3,009,310.07	0.00	0.00	2,000,000.00	2,007,291.46	3,009,310.07
State Pool Total					**2,007,291.46**	**3,009,310.07**	**2,007,291.46**	**3,009,310.07**	**0.00**	**0.00**	**2,000,000.00**	**2,007,291.46**	**3,009,310.07**
MB21 - MBIA ASSIST DIST #6 Total					**2,007,291.46**	**3,009,310.07**	**2,007,291.46**	**3,009,310.07**	**0.00**	**0.00**	**2,000,000.00**	**2,007,291.46**	**3,009,310.07**
MB34 - MBIA County Cert. of Obligation													
Money Market													
MB34-MBIA CERT OF OBLIGATION 22	AR-0068	Money Market	03/03/22	Open	8,003,881.21	1,507,226.39	8,003,881.21	1,507,226.39	0.00	0.00	10,000,000.00	8,003,881.21	1,507,226.39
Money Market Total					**8,003,881.21**	**1,507,226.39**	**8,003,881.21**	**1,507,226.39**	**0.00**	**0.00**	**10,000,000.00**	**8,003,881.21**	**1,507,226.39**
MB34 - MBIA County Cert. of Obligation Total					**8,003,881.21**	**1,507,226.39**	**8,003,881.21**	**1,507,226.39**	**0.00**	**0.00**	**10,000,000.00**	**8,003,881.21**	**1,507,226.39**
MB18 - MBIA COUNTYS CARES ACT													
State Pool													
MB18-MBIA COUNTY'S CARES ACT	AR-0048	State Pool	05/12/20	Open	30,748,464.30	26,567,502.15	30,748,464.30	26,567,502.15	0.00	0.00	67,000,000.00	30,748,464.30	26,567,502.15
State Pool Total					**30,748,464.30**	**26,567,502.15**	**30,748,464.30**	**26,567,502.15**	**0.00**	**0.00**	**67,000,000.00**	**30,748,464.30**	**26,567,502.15**
MB18 - MBIA COUNTYS CARES ACT Total					**30,748,464.30**	**26,567,502.15**	**30,748,464.30**	**26,567,502.15**	**0.00**	**0.00**	**67,000,000.00**	**30,748,464.30**	**26,567,502.15**
MB24 - MBIA DEBT SERVICE													
State Pool													
MB24-MBIA DEBT SERVICE	AR-0054	State Pool	05/13/20	Open	25,535,468.01	26,553,737.43	25,535,468.01	26,553,737.43	0.00	0.00	21,000,000.00	25,535,468.01	26,553,737.43
State Pool Total					**25,535,468.01**	**26,553,737.43**	**25,535,468.01**	**26,553,737.43**	**0.00**	**0.00**	**21,000,000.00**	**25,535,468.01**	**26,553,737.43**
MB24 - MBIA DEBT SERVICE Total					**25,535,468.01**	**26,553,737.43**	**25,535,468.01**	**26,553,737.43**	**0.00**	**0.00**	**21,000,000.00**	**25,535,468.01**	**26,553,737.43**
MB04 - MBIA DRAINAGE													
State Pool													
MB04-MBIA Drainage	AR-0017	State Pool	11/01/08	Open	12,803,969.66	12,812,813.29	12,803,969.66	12,812,813.29	0.00	0.00	1,267,218.21	12,803,969.66	12,812,813.29
State Pool Total					**12,803,969.66**	**12,812,813.29**	**12,803,969.66**	**12,812,813.29**	**0.00**	**0.00**	**1,267,218.21**	**12,803,969.66**	**12,812,813.29**
MB04 - MBIA DRAINAGE Total					**12,803,969.66**	**12,812,813.29**	**12,803,969.66**	**12,812,813.29**	**0.00**	**0.00**	**1,267,218.21**	**12,803,969.66**	**12,812,813.29**
MB25 - MBIA DRAINAGE DEBT SERVICE													
State Pool													
MB25-MBIA DRAINAGE DEBT SERVICE	AR-0055	State Pool	05/13/20	Open	3,505,956.59	3,508,378.15	3,505,956.59	3,508,378.15	0.00	0.00	1,000,000.00	3,505,956.59	3,508,378.15
State Pool Total					**3,505,956.59**	**3,508,378.15**	**3,505,956.59**	**3,508,378.15**	**0.00**	**0.00**	**1,000,000.00**	**3,505,956.59**	**3,508,378.15**
MB25 - MBIA DRAINAGE DEBT SERVICE Total					**3,505,956.59**	**3,508,378.15**	**3,505,956.59**	**3,508,378.15**	**0.00**	**0.00**	**1,000,000.00**	**3,505,956.59**	**3,508,378.15**
MB26 - MBIA FACILITIES BOND 2018													
State Pool													
MB26-FACILITIES BOND 2018	AR-0056	State Pool	05/13/20	Open	8,044,281.32	7,049,326.72	8,044,281.32	7,049,326.72	0.00	0.00	14,000,000.00	8,044,281.32	7,049,326.72
State Pool Total					**8,044,281.32**	**7,049,326.72**	**8,044,281.32**	**7,049,326.72**	**0.00**	**0.00**	**14,000,000.00**	**8,044,281.32**	**7,049,326.72**
MB26 - MBIA FACILITIES BOND 2018 Total					**8,044,281.32**	**7,049,326.72**	**8,044,281.32**	**7,049,326.72**	**0.00**	**0.00**	**14,000,000.00**	**8,044,281.32**	**7,049,326.72**
MB32 - MBIA FBC ASSIST DIST #11													
Money Market													
MB32-MBIA FBC ASSIST DIST #11	AR-0063	Money Market	03/11/22	Open	3,001,741.63	4,004,447.15	3,001,741.63	4,004,447.15	0.00	0.00	3,000,000.00	3,001,741.63	4,004,447.15

Portfolio Position
Ft. Bend County
Effective Interest - Actual Life
Receipts in Period
05/01/22 - 05/31/22

CUSIP	Invest Number	Security Description	Purchase Date	Call Date	Par Value On 05/01/22	Par Value On 05/31/22	Market Val On 05/01/22	Market Val On 05/31/22	Purchase Cost	Sales Proceeds	Original Princ/Cost	Amor Value On 05/01/22	Amor Value On 05/31/22
Money Market Total					**3,001,741.63**	**4,004,447.15**	**3,001,741.63**	**4,004,447.15**	**0.00**	**0.00**	**3,000,000.00**	**3,001,741.63**	**4,004,447.15**
MB32 - MBIA FBC ASSIST DIST #11 Total					**3,001,741.63**	**4,004,447.15**	**3,001,741.63**	**4,004,447.15**	**0.00**	**0.00**	**3,000,000.00**	**3,001,741.63**	**4,004,447.15**
MB19 - MBIA FBC ASSIST DIST #2													
State Pool													
MB19-MBIA FBC ASSIST. DIST. #2	AR-0049	State Pool	05/13/20	Open	6,512,507.55	7,517,637.94	6,512,507.55	7,517,637.94	0.00	0.00	2,500,000.00	6,512,507.55	7,517,637.94
State Pool Total					**6,512,507.55**	**7,517,637.94**	**6,512,507.55**	**7,517,637.94**	**0.00**	**0.00**	**2,500,000.00**	**6,512,507.55**	**7,517,637.94**
MB19 - MBIA FBC ASSIST DIST #2 Total					**6,512,507.55**	**7,517,637.94**	**6,512,507.55**	**7,517,637.94**	**0.00**	**0.00**	**2,500,000.00**	**6,512,507.55**	**7,517,637.94**
MB20 - MBIA FBC ASSIST DIST #4													
State Pool													
MB20- MBIA FBC ASSIST. DIST. #4	AR-0050	State Pool	05/13/20	Open	1,254,557.27	1,255,423.78	1,254,557.27	1,255,423.78	0.00	0.00	1,250,000.00	1,254,557.27	1,255,423.78
State Pool Total					**1,254,557.27**	**1,255,423.78**	**1,254,557.27**	**1,255,423.78**	**0.00**	**0.00**	**1,250,000.00**	**1,254,557.27**	**1,255,423.78**
MB20 - MBIA FBC ASSIST DIST #4 Total					**1,254,557.27**	**1,255,423.78**	**1,254,557.27**	**1,255,423.78**	**0.00**	**0.00**	**1,250,000.00**	**1,254,557.27**	**1,255,423.78**
MB37 - MBIA FBC ASSIST DIST #7													
Money Market													
MB37-MBIA FBC ASSIST DIST #7	AR-0066	Money Market	03/14/22	Open	1,000,561.55	1,001,252.63	1,000,561.55	1,001,252.63	0.00	0.00	1,000,000.00	1,000,561.55	1,001,252.63
Money Market Total					**1,000,561.55**	**1,001,252.63**	**1,000,561.55**	**1,001,252.63**	**0.00**	**0.00**	**1,000,000.00**	**1,000,561.55**	**1,001,252.63**
MB37 - MBIA FBC ASSIST DIST #7 Total					**1,000,561.55**	**1,001,252.63**	**1,000,561.55**	**1,001,252.63**	**0.00**	**0.00**	**1,000,000.00**	**1,000,561.55**	**1,001,252.63**
MB31 - MBIA FBC ASSIST DIST #9													
Money Market													
MB31-MBIA FBC ASSIST DIST #9	AR-0062	Money Market	03/11/22	Open	2,001,161.07	2,002,543.29	2,001,161.07	2,002,543.29	0.00	0.00	2,000,000.00	2,001,161.07	2,002,543.29
Money Market Total					**2,001,161.07**	**2,002,543.29**	**2,001,161.07**	**2,002,543.29**	**0.00**	**0.00**	**2,000,000.00**	**2,001,161.07**	**2,002,543.29**
MB31 - MBIA FBC ASSIST DIST #9 Total					**2,001,161.07**	**2,002,543.29**	**2,001,161.07**	**2,002,543.29**	**0.00**	**0.00**	**2,000,000.00**	**2,001,161.07**	**2,002,543.29**
MB36 - MBIA FEE OFFICER													
Money Market													
MB36-MBIA FEE OFFICER	AR-0065	Money Market	03/14/22	Open	1,000,952.80	1,751,165.04	1,000,952.80	1,751,165.04	0.00	0.00	3,000,000.00	1,000,952.80	1,751,165.04
Money Market Total					**1,000,952.80**	**1,751,165.04**	**1,000,952.80**	**1,751,165.04**	**0.00**	**0.00**	**3,000,000.00**	**1,000,952.80**	**1,751,165.04**
MB36 - MBIA FEE OFFICER Total					**1,000,952.80**	**1,751,165.04**	**1,000,952.80**	**1,751,165.04**	**0.00**	**0.00**	**3,000,000.00**	**1,000,952.80**	**1,751,165.04**
MB30 - MBIA Flood Proj Drainage 20													
State Pool													
MB30-MBIA FLOOD PRO DRAINAGE 20	AR-0061	State Pool	08/02/21	Open	16,015,087.41	16,026,148.93	16,015,087.41	16,026,148.93	0.00	0.00	10,000,000.00	16,015,087.41	16,026,148.93
State Pool Total					**16,015,087.41**	**16,026,148.93**	**16,015,087.41**	**16,026,148.93**	**0.00**	**0.00**	**10,000,000.00**	**16,015,087.41**	**16,026,148.93**
MB30 - MBIA Flood Proj Drainage 20 Total					**16,015,087.41**	**16,026,148.93**	**16,015,087.41**	**16,026,148.93**	**0.00**	**0.00**	**10,000,000.00**	**16,015,087.41**	**16,026,148.93**
MB02 - MBIA GENERAL													
State Pool													
MB02-MBIA General	AR-0015	State Pool	11/01/08	Open	94,108,491.65	74,166,373.52	94,108,491.65	74,166,373.52	0.00	0.00	17,374,917.83	94,108,491.65	74,166,373.52
State Pool Total					**94,108,491.65**	**74,166,373.52**	**94,108,491.65**	**74,166,373.52**	**0.00**	**0.00**	**17,374,917.83**	**94,108,491.65**	**74,166,373.52**
MB02 - MBIA GENERAL Total					**94,108,491.65**	**74,166,373.52**	**94,108,491.65**	**74,166,373.52**	**0.00**	**0.00**	**17,374,917.83**	**94,108,491.65**	**74,166,373.52**
MB23 - MBIA JUVENILE													
State Pool													
MB23-MBIA JUVENILE	AR-0053	State Pool	05/13/20	Open	11,511,934.35	11,519,885.57	11,511,934.35	11,519,885.57	0.00	0.00	8,000,000.00	11,511,934.35	11,519,885.57
State Pool Total					**11,511,934.35**	**11,519,885.57**	**11,511,934.35**	**11,519,885.57**	**0.00**	**0.00**	**8,000,000.00**	**11,511,934.35**	**11,519,885.57**
MB23 - MBIA JUVENILE Total					**11,511,934.35**	**11,519,885.57**	**11,511,934.35**	**11,519,885.57**	**0.00**	**0.00**	**8,000,000.00**	**11,511,934.35**	**11,519,885.57**
MB35 - MBIA Mobility Projects													
Money Market													
MB35-MBIA MOBILITY PROJ. 2022	AR-0069	Money Market	03/28/22	Open	10,506,172.77	8,012,487.87	10,506,172.77	8,012,487.87	0.00	0.00	15,000,000.00	10,506,172.77	8,012,487.87
Money Market Total					**10,506,172.77**	**8,012,487.87**	**10,506,172.77**	**8,012,487.87**	**0.00**	**0.00**	**15,000,000.00**	**10,506,172.77**	**8,012,487.87**
MB35 - MBIA Mobility Projects Total					**10,506,172.77**	**8,012,487.87**	**10,506,172.77**	**8,012,487.87**	**0.00**	**0.00**	**15,000,000.00**	**10,506,172.77**	**8,012,487.87**
MB03 - MBIA ROAD & BRIDGE													
State Pool													

Portfolio Position
Ft. Bend County
Effective Interest - Actual Life
Receipts in Period
05/01/22 - 05/31/22

CUSIP	Invest Number	Security Description	Purchase Date	Call Date	Par Value On 05/01/22	Par Value On 05/31/22	Market Val On 05/01/22	Market Val On 05/31/22	Purchase Cost	Sales Proceeds	Original Princ/Cost	Amor Value On 05/01/22	Amor Value On 05/31/22
MB03-MBIA Road & Bridge	AR-0016	State Pool	11/01/08	Open	4,080,921.71	4,083,740.40	4,080,921.71	4,083,740.40	0.00	0.00	2,856,438.24	4,080,921.71	4,083,740.40
State Pool Total					**4,080,921.71**	**4,083,740.40**	**4,080,921.71**	**4,083,740.40**	**0.00**	**0.00**	**2,856,438.24**	**4,080,921.71**	**4,083,740.40**
MB03 - MBIA ROAD & BRIDGE Total					**4,080,921.71**	**4,083,740.40**	**4,080,921.71**	**4,083,740.40**	**0.00**	**0.00**	**2,856,438.24**	**4,080,921.71**	**4,083,740.40**
MB29 - MBIA Sr Lien 2021													
State Pool													
MB29-MBIA SR LIEN TOLL RD 2021	AR-0060	State Pool	08/02/21	Open	66,569,940.92	60,113,600.78	66,569,940.92	60,113,600.78	0.00	0.00	68,000,000.00	66,569,940.92	60,113,600.78
State Pool Total					**66,569,940.92**	**60,113,600.78**	**66,569,940.92**	**60,113,600.78**	**0.00**	**0.00**	**68,000,000.00**	**66,569,940.92**	**60,113,600.78**
MB29 - MBIA Sr Lien 2021 Total					**66,569,940.92**	**60,113,600.78**	**66,569,940.92**	**60,113,600.78**	**0.00**	**0.00**	**68,000,000.00**	**66,569,940.92**	**60,113,600.78**
MB06 - MBIA TOLL RD OPERATIONS													
State Pool													
MB06-MBIA Toll Rd. Operations	AR-0019	State Pool	11/01/08	Open	66,062,273.48	69,109,798.94	66,062,273.48	69,109,798.94	0.00	0.00	3,143,377.27	66,062,273.48	69,109,798.94
State Pool Total					**66,062,273.48**	**69,109,798.94**	**66,062,273.48**	**69,109,798.94**	**0.00**	**0.00**	**3,143,377.27**	**66,062,273.48**	**69,109,798.94**
MB06 - MBIA TOLL RD OPERATIONS Total					**66,062,273.48**	**69,109,798.94**	**66,062,273.48**	**69,109,798.94**	**0.00**	**0.00**	**3,143,377.27**	**66,062,273.48**	**69,109,798.94**
MB27 - MBIA TX HERITAGE PARKWAY 2020													
State Pool													
MB27-MBIA TX HERITAGE PARKWAY	AR-0057	State Pool	05/13/20	Open	3,011,917.43	2,513,910.08	3,011,917.43	2,513,910.08	0.00	0.00	17,000,000.00	3,011,917.43	2,513,910.08
State Pool Total					**3,011,917.43**	**2,513,910.08**	**3,011,917.43**	**2,513,910.08**	**0.00**	**0.00**	**17,000,000.00**	**3,011,917.43**	**2,513,910.08**
MB27 - MBIA TX HERITAGE PARKWAY 2020 Total					**3,011,917.43**	**2,513,910.08**	**3,011,917.43**	**2,513,910.08**	**0.00**	**0.00**	**17,000,000.00**	**3,011,917.43**	**2,513,910.08**
MB28 - MBIAGrand Parkway 2021													
State Pool													
MB28-MBIA GRAND PARKWAY 2021	AR-0059	State Pool	08/02/21	Open	29,030,799.83	28,050,203.96	29,030,799.83	28,050,203.96	0.00	0.00	25,000,000.00	29,030,799.83	28,050,203.96
State Pool Total					**29,030,799.83**	**28,050,203.96**	**29,030,799.83**	**28,050,203.96**	**0.00**	**0.00**	**25,000,000.00**	**29,030,799.83**	**28,050,203.96**
MB28 - MBIAGrand Parkway 2021 Total					**29,030,799.83**	**28,050,203.96**	**29,030,799.83**	**28,050,203.96**	**0.00**	**0.00**	**25,000,000.00**	**29,030,799.83**	**28,050,203.96**
802 - Sr Lien 2016													
State Pool													
MB17 - SR LIEN BOND 2016	AR-0046	State Pool	12/09/16	Open	3,025,051.48	1,526,641.86	3,025,051.48	1,526,641.86	0.00	0.00	35,000,000.00	3,025,051.48	1,526,641.86
State Pool Total					**3,025,051.48**	**1,526,641.86**	**3,025,051.48**	**1,526,641.86**	**0.00**	**0.00**	**35,000,000.00**	**3,025,051.48**	**1,526,641.86**
802 - Sr Lien 2016 Total					**3,025,051.48**	**1,526,641.86**	**3,025,051.48**	**1,526,641.86**	**0.00**	**0.00**	**35,000,000.00**	**3,025,051.48**	**1,526,641.86**
TT05 - TEXAS TERM DRAINAGE													
State Pool													
TT05-TX TERM Drainage	AR-0027	State Pool	11/01/08	Open	354.68	354.89	354.68	354.89	0.00	0.00	109,774.61	354.68	354.89
State Pool Total					**354.68**	**354.89**	**354.68**	**354.89**	**0.00**	**0.00**	**109,774.61**	**354.68**	**354.89**
TT05 - TEXAS TERM DRAINAGE Total					**354.68**	**354.89**	**354.68**	**354.89**	**0.00**	**0.00**	**109,774.61**	**354.68**	**354.89**
TT00 - TEXAS TERM GENERAL													
State Pool													
TT00-TX TERM General	AR-0022	State Pool	11/01/08	Open	1,072.32	1,072.94	1,072.32	1,072.94	0.00	0.00	10,006,437.87	1,072.32	1,072.94
State Pool Total					**1,072.32**	**1,072.94**	**1,072.32**	**1,072.94**	**0.00**	**0.00**	**10,006,437.87**	**1,072.32**	**1,072.94**
TT00 - TEXAS TERM GENERAL Total					**1,072.32**	**1,072.94**	**1,072.32**	**1,072.94**	**0.00**	**0.00**	**10,006,437.87**	**1,072.32**	**1,072.94**
TT04 - TEXAS TERM ROAD & BRIDGE													
State Pool													
TT04-TX TERM Road & Bridge	AR-0026	State Pool	11/01/08	Open	1,069.15	1,069.77	1,069.15	1,069.77	0.00	0.00	10,463.28	1,069.15	1,069.77
State Pool Total					**1,069.15**	**1,069.77**	**1,069.15**	**1,069.77**	**0.00**	**0.00**	**10,463.28**	**1,069.15**	**1,069.77**
TT04 - TEXAS TERM ROAD & BRIDGE Total					**1,069.15**	**1,069.77**	**1,069.15**	**1,069.77**	**0.00**	**0.00**	**10,463.28**	**1,069.15**	**1,069.77**
TT02 - TEXAS TERM TOLL OPERATIONS													
State Pool													
TT02-TX TERM Toll Rd. Operation	AR-0024	State Pool	11/01/08	Open	1,071.10	1,071.72	1,071.10	1,071.72	0.00	0.00	0.00	1,071.10	1,071.72
State Pool Total					**1,071.10**	**1,071.72**	**1,071.10**	**1,071.72**	**0.00**	**0.00**	**0.00**	**1,071.10**	**1,071.72**
TT02 - TEXAS TERM TOLL OPERATIONS Total					**1,071.10**	**1,071.72**	**1,071.10**	**1,071.72**	**0.00**	**0.00**	**0.00**	**1,071.10**	**1,071.72**
09 - Temporary Holding													

Portfolio Position
Ft. Bend County
Effective Interest - Actual Life
Receipts in Period
05/01/22 - 05/31/22

CUSIP	Invest Number	Security Description	Purchase Date	Call Date	Par Value On 05/01/22	Par Value On 05/31/22	Market Val On 05/01/22	Market Val On 05/31/22	Purchase Cost	Sales Proceeds	Original Princ/Cost	Amor Value On 05/01/22	Amor Value On 05/31/22
Money Market													
Cadence-Money Market Accts	AR-0058	Money Market	01/31/21	Open	71,277,377.42	67,959,556.36	71,277,377.42	67,959,556.36	0.00	0.00	210,194,488.52	71,277,377.42	67,959,556.36
Money Market Total					**71,277,377.42**	**67,959,556.36**	**71,277,377.42**	**67,959,556.36**	**0.00**	**0.00**	**210,194,488.52**	**71,277,377.42**	**67,959,556.36**
09 - Temporary Holding Total					**71,277,377.42**	**67,959,556.36**	**71,277,377.42**	**67,959,556.36**	**0.00**	**0.00**	**210,194,488.52**	**71,277,377.42**	**67,959,556.36**
Combined Port													
Money Market													
Cadence-Money Market Accts	AR-0058	Money Market	01/31/21	Open	71,277,377.42	67,959,556.36	71,277,377.42	67,959,556.36	0.00	0.00	210,194,488.52	71,277,377.42	67,959,556.36
MB31-MBIA FBC ASSIST DIST #9	AR-0062	Money Market	03/11/22	Open	2,001,161.07	2,002,543.29	2,001,161.07	2,002,543.29	0.00	0.00	2,000,000.00	2,001,161.07	2,002,543.29
MB32-MBIA FBC ASSIST DIST #11	AR-0063	Money Market	03/11/22	Open	3,001,741.63	4,004,447.15	3,001,741.63	4,004,447.15	0.00	0.00	3,000,000.00	3,001,741.63	4,004,447.15
MB34-MBIA CERT OF OBLIGATION 22	AR-0068	Money Market	03/03/22	Open	8,003,881.21	1,507,226.39	8,003,881.21	1,507,226.39	0.00	0.00	10,000,000.00	8,003,881.21	1,507,226.39
MB35-MBIA MOBILITY PROJ. 2022	AR-0069	Money Market	03/28/22	Open	10,506,172.77	8,012,487.87	10,506,172.77	8,012,487.87	0.00	0.00	15,000,000.00	10,506,172.77	8,012,487.87
MB36-MBIA FEE OFFICER	AR-0065	Money Market	03/14/22	Open	1,000,952.80	1,751,165.04	1,000,952.80	1,751,165.04	0.00	0.00	3,000,000.00	1,000,952.80	1,751,165.04
MB37-MBIA FBC ASSIST DIST #7	AR-0066	Money Market	03/14/22	Open	1,000,561.55	1,001,252.63	1,000,561.55	1,001,252.63	0.00	0.00	1,000,000.00	1,000,561.55	1,001,252.63
MB38-MBIA 2020A FBC TAX NOTE	AR-0067	Money Market	03/14/22	Open	2,001,123.07	2,002,505.25	2,001,123.07	2,002,505.25	0.00	0.00	2,000,000.00	2,001,123.07	2,002,505.25
Money Market Total					**98,792,971.52**	**88,241,183.98**	**98,792,971.52**	**88,241,183.98**	**0.00**	**0.00**	**246,194,488.52**	**98,792,971.52**	**88,241,183.98**
State Pool													
LO10-LOGIC-COUNTY'S CARE ACT	AR-0047	State Pool	05/12/20	Open	6,008,778.90	6,012,919.31	6,008,778.90	6,012,919.31	0.00	0.00	67,000,000.00	6,008,778.90	6,012,919.31
LO11-Logic-Moblity Proj 2022	AR-0070	State Pool	04/01/22	Open	11,003,792.70	11,011,375.01	11,003,792.70	11,011,375.01	0.00	0.00	11,000,000.00	11,003,792.70	11,011,375.01
LO12-Logic-Cert of Oblig 22	AR-0071	State Pool	04/01/22	Open	11,003,792.70	11,011,375.01	11,003,792.70	11,011,375.01	0.00	0.00	11,000,000.00	11,003,792.70	11,011,375.01
LOG1-Logic- General	AR-0028	State Pool	11/10/08	Open	115,825,368.17	115,905,179.18	115,825,368.17	115,905,179.18	0.00	0.00	10,000,000.00	115,825,368.17	115,905,179.18
LOG2-Logic-Toll Rd.Operations	AR-0029	State Pool	11/10/08	Open	40,161,295.04	40,188,968.72	40,161,295.04	40,188,968.72	0.00	0.00	2,000,000.00	40,161,295.04	40,188,968.72
LOG5-Logic-Drainage	AR-0032	State Pool	11/10/08	Open	8,027,798.30	8,033,329.97	8,027,798.30	8,033,329.97	0.00	0.00	500,000.00	8,027,798.30	8,033,329.97
LOG8-Logic-Road & Bridge	AR-0035	State Pool	11/10/08	Open	10,531,334.38	10,538,591.14	10,531,334.38	10,538,591.14	0.00	0.00	1,000,000.00	10,531,334.38	10,538,591.14
MB02-MBIA General	AR-0015	State Pool	11/01/08	Open	94,108,491.65	74,166,373.52	94,108,491.65	74,166,373.52	0.00	0.00	17,374,917.83	94,108,491.65	74,166,373.52
MB03-MBIA Road & Bridge	AR-0016	State Pool	11/01/08	Open	4,080,921.71	4,083,740.40	4,080,921.71	4,083,740.40	0.00	0.00	2,856,438.24	4,080,921.71	4,083,740.40
MB04-MBIA Drainage	AR-0017	State Pool	11/01/08	Open	12,803,969.66	12,812,813.29	12,803,969.66	12,812,813.29	0.00	0.00	1,267,218.21	12,803,969.66	12,812,813.29
MB06-MBIA Toll Rd. Operations	AR-0019	State Pool	11/01/08	Open	66,062,273.48	69,109,798.94	66,062,273.48	69,109,798.94	0.00	0.00	3,143,377.27	66,062,273.48	69,109,798.94
MB12-MBIA ESD 100 AGREEMENT	AR-0041	State Pool	08/31/16	Open	5,996,136.85	8,001,542.80	5,996,136.85	8,001,542.80	0.00	0.00	3,900,000.00	5,996,136.85	8,001,542.80
MB13-MBIA ASSISTANCE DIST #1	AR-0042	State Pool	08/31/16	Open	8,007,040.15	9,013,202.78	8,007,040.15	9,013,202.78	0.00	0.00	10,000,000.00	8,007,040.15	9,013,202.78
MB14-MBIA GR PARKWAY OPERATIONS	AR-0043	State Pool	08/31/16	Open	44,155,490.20	46,187,252.57	44,155,490.20	46,187,252.57	0.00	0.00	8,500,000.00	44,155,490.20	46,187,252.57
MB17 - SR LIEN BOND 2016	AR-0046	State Pool	12/09/16	Open	3,025,051.48	1,526,641.86	3,025,051.48	1,526,641.86	0.00	0.00	35,000,000.00	3,025,051.48	1,526,641.86
MB18-MBIA COUNTY'S CARES ACT	AR-0048	State Pool	05/12/20	Open	30,748,464.30	26,567,502.15	30,748,464.30	26,567,502.15	0.00	0.00	67,000,000.00	30,748,464.30	26,567,502.15
MB19-MBIA FBC ASSIST. DIST. #2	AR-0049	State Pool	05/13/20	Open	6,512,507.55	7,517,637.94	6,512,507.55	7,517,637.94	0.00	0.00	2,500,000.00	6,512,507.55	7,517,637.94
MB20- MBIA FBC ASSIST. DIST. #4	AR-0050	State Pool	05/13/20	Open	1,254,557.27	1,255,423.78	1,254,557.27	1,255,423.78	0.00	0.00	1,250,000.00	1,254,557.27	1,255,423.78
MB21-MBIA FBC ASSIST. DIST. #6	AR-0051	State Pool	05/13/20	Open	2,007,291.46	3,009,310.07	2,007,291.46	3,009,310.07	0.00	0.00	2,000,000.00	2,007,291.46	3,009,310.07
MB23-MBIA JUVENILE	AR-0053	State Pool	05/13/20	Open	11,511,934.35	11,519,885.57	11,511,934.35	11,519,885.57	0.00	0.00	8,000,000.00	11,511,934.35	11,519,885.57
MB24-MBIA DEBT SERVICE	AR-0054	State Pool	05/13/20	Open	25,535,468.01	26,553,737.43	25,535,468.01	26,553,737.43	0.00	0.00	21,000,000.00	25,535,468.01	26,553,737.43
MB25-MBIA DRAINAGE DEBT SERVICE	AR-0055	State Pool	05/13/20	Open	3,505,956.59	3,508,378.15	3,505,956.59	3,508,378.15	0.00	0.00	1,000,000.00	3,505,956.59	3,508,378.15
MB26-FACILITIES BOND 2018	AR-0056	State Pool	05/13/20	Open	8,044,281.32	7,049,326.72	8,044,281.32	7,049,326.72	0.00	0.00	14,000,000.00	8,044,281.32	7,049,326.72
MB27-MBIA TX HERITAGE PARKWAY	AR-0057	State Pool	05/13/20	Open	3,011,917.43	2,513,910.08	3,011,917.43	2,513,910.08	0.00	0.00	17,000,000.00	3,011,917.43	2,513,910.08
MB28-MBIA GRAND PARKWAY 2021	AR-0059	State Pool	08/02/21	Open	29,030,799.83	28,050,203.96	29,030,799.83	28,050,203.96	0.00	0.00	25,000,000.00	29,030,799.83	28,050,203.96
MB29-MBIA SR LIEN TOLL RD 2021	AR-0060	State Pool	08/02/21	Open	66,569,940.92	60,113,600.78	66,569,940.92	60,113,600.78	0.00	0.00	68,000,000.00	66,569,940.92	60,113,600.78
MB30-MBIA FLOOD PRO DRAINAGE 20	AR-0061	State Pool	08/02/21	Open	16,015,087.41	16,026,148.93	16,015,087.41	16,026,148.93	0.00	0.00	10,000,000.00	16,015,087.41	16,026,148.93
TT00-TX TERM General	AR-0022	State Pool	11/01/08	Open	1,072.32	1,072.94	1,072.32	1,072.94	0.00	0.00	10,006,437.87	1,072.32	1,072.94
TT02-TX TERM Toll Rd. Operation	AR-0024	State Pool	11/01/08	Open	1,071.10	1,071.72	1,071.10	1,071.72	0.00	0.00	0.00	1,071.10	1,071.72
TT04-TX TERM Road & Bridge	AR-0026	State Pool	11/01/08	Open	1,069.15	1,069.77	1,069.15	1,069.77	0.00	0.00	10,463.28	1,069.15	1,069.77
TT05-TX TERM Drainage	AR-0027	State Pool	11/01/08	Open	354.68	354.89	354.68	354.89	0.00	0.00	109,774.61	354.68	354.89
State Pool Total					**644,553,309.06**	**621,291,739.38**	**644,553,309.06**	**621,291,739.38**	**0.00**	**0.00**	**431,418,627.31**	**644,553,309.06**	**621,291,739.38**
Combined Port Total					**743,346,280.58**	**709,532,923.36**	**743,346,280.58**	**709,532,923.36**	**0.00**	**0.00**	**677,613,115.83**	**743,346,280.58**	**709,532,923.36**

Earnings and Yields Summary

Ft. Bend County

Effective Interest - Actual Life
Receipts in Period
05/01/22 - 05/31/22

Security Description	05/01/22 05/07/22	05/08/22 05/14/22	05/15/22 05/21/22	05/22/22 05/28/22	05/29/22 05/31/22	05/01/22 05/31/22
Combined Port						
Money Market	4,972.38	4,817.82	4,657.31	4,232.80	1,990.69	20,671.00
State Pool	98,092.01	97,573.16	96,322.43	94,659.19	50,830.73	437,477.52
Port Total	**103,064.39**	**102,390.98**	**100,979.74**	**98,891.99**	**52,821.42**	**458,148.52**
Combined Port						
Money Market	0.2627	0.2574	0.2515	0.2356	0.2678	0.2534
State Pool	0.7918	0.7919	0.7919	0.7920	0.9959	0.8112
Port Total	**0.7216**	**0.7214**	**0.7205**	**0.7193**	**0.9033**	**0.7379**

Maturity Aging
Ft. Bend County
Effective Interest - Actual Life
Receipts in Period
05/31/22

CUSIP	Invest Number	Security Description	Purchase Date	Days to Maturity	Yield Matur
Cash / Money Market					
Cadence-Money Market Accts	AR-0058	Money Market	01/31/21	0	0.0700
LO10-LOGIC-COUNTY'S CARE ACT	AR-0047	State Pool	05/12/20	0	0.8113
LO11-Logic-Moblity Proj 2022	AR-0070	State Pool	04/01/22	0	0.8113
LO12-Logic-Cert of Oblig 22	AR-0071	State Pool	04/01/22	0	0.8113
LOG1-Logic- General	AR-0028	State Pool	11/10/08	0	0.8113
LOG2-Logic-Toll Rd.Operations	AR-0029	State Pool	11/10/08	0	0.8113
LOG5-Logic-Drainage	AR-0032	State Pool	11/10/08	0	0.8113
LOG8-Logic-Road & Bridge	AR-0035	State Pool	11/10/08	0	0.8113
MB02-MBIA General	AR-0015	State Pool	11/01/08	0	0.8130
MB03-MBIA Road & Bridge	AR-0016	State Pool	11/01/08	0	0.8130
MB04-MBIA Drainage	AR-0017	State Pool	11/01/08	0	0.8130
MB06-MBIA Toll Rd. Operations	AR-0019	State Pool	11/01/08	0	0.8130
MB12-MBIA ESD 100 AGREEMENT	AR-0041	State Pool	08/31/16	0	0.8130
MB13-MBIA ASSISTANCE DIST #1	AR-0042	State Pool	08/31/16	0	0.8130
MB14-MBIA GR PARKWAY OPERATIONS	AR-0043	State Pool	08/31/16	0	0.8130
MB17 - SR LIEN BOND 2016	AR-0046	State Pool	12/09/16	0	0.8130
MB18-MBIA COUNTY'S CARES ACT	AR-0048	State Pool	05/12/20	0	0.8130
MB19-MBIA FBC ASSIST. DIST. #2	AR-0049	State Pool	05/13/20	0	0.8130
MB20- MBIA FBC ASSIST. DIST. #4	AR-0050	State Pool	05/13/20	0	0.8130
MB21-MBIA FBC ASSIST. DIST. #6	AR-0051	State Pool	05/13/20	0	0.8130
MB23-MBIA JUVENILE	AR-0053	State Pool	05/13/20	0	0.8130
MB24-MBIA DEBT SERVICE	AR-0054	State Pool	05/13/20	0	0.8130
MB25-MBIA DRAINAGE DEBT SERVICE	AR-0055	State Pool	05/13/20	0	0.8130
MB26-FACILITIES BOND 2018	AR-0056	State Pool	05/13/20	0	0.8130
MB27-MBIA TX HERITAGE PARKWAY	AR-0057	State Pool	05/13/20	0	0.8130
MB28-MBIA GRAND PARKWAY 2021	AR-0059	State Pool	08/02/21	0	0.8130
MB29-MBIA SR LIEN TOLL RD 2021	AR-0060	State Pool	08/02/21	0	0.8130
MB30-MBIA FLOOD PRO DRAINAGE 20	AR-0061	State Pool	08/02/21	0	0.4720
MB31-MBIA FBC ASSIST DIST #9	AR-0062	Money Market	03/11/22	0	0.8130
MB32-MBIA FBC ASSIST DIST #11	AR-0063	Money Market	03/11/22	0	0.8130
MB34-MBIA CERT OF OBLIGATION 22	AR-0068	Money Market	03/03/22	0	0.8130
MB35-MBIA MOBILITY PROJ. 2022	AR-0069	Money Market	03/28/22	0	0.8130
MB36-MBIA FEE OFFICER	AR-0065	Money Market	03/14/22	0	0.8130
MB37-MBIA FBC ASSIST DIST #7	AR-0066	Money Market	03/14/22	0	0.8130
MB38-MBIA 2020A FBC TAX NOTE	AR-0067	Money Market	03/14/22	0	0.8130
TT00-TX TERM General	AR-0022	State Pool	11/01/08	0	0.6800
TT02-TX TERM Toll Rd. Operation	AR-0024	State Pool	11/01/08	0	0.6800
TT04-TX TERM Road & Bridge	AR-0026	State Pool	11/01/08	0	0.6800
TT05-TX TERM Drainage	AR-0027	State Pool	11/01/08	0	0.6800
Cash / Money Market Total				**0**	**0.7337**
Investment Total				**0**	**0.7337**

Activity Statement
Ft. Bend County
Effective Interest - Actual Life
Receipts in Period
05/01/22 - 05/31/22

Purchase Date	Sale Date	CUSIP	Invest Number	Security Description	Amor Value On 05/01/22	Changes In Principal	Purchase Cost	Sales Proceeds	Purchased Interest	Int/Div Rec In the Perd	Amor Value On 05/31/22
Money Market											
01/31/21	Open	Cadence-Money Market Accts	AR-0058	Money Market	71,277,377.42	-3,317,821.06	0.00	0.00	0.00	3,684.68	67,959,556.36
03/11/22	Open	MB31-MBIA FBC ASSIST DIST #9	AR-0062	Money Market	2,001,161.07	1,382.22	0.00	0.00	0.00	1,382.22	2,002,543.29
03/11/22	Open	MB32-MBIA FBC ASSIST DIST #11	AR-0063	Money Market	3,001,741.63	1,002,705.52	0.00	0.00	0.00	2,705.52	4,004,447.15
03/14/22	Open	MB36-MBIA FEE OFFICER	AR-0065	Money Market	1,000,952.80	750,212.24	0.00	0.00	0.00	1,165.04	1,751,165.04
03/14/22	Open	MB37-MBIA FBC ASSIST DIST #7	AR-0066	Money Market	1,000,561.55	691.08	0.00	0.00	0.00	691.08	1,001,252.63
03/14/22	Open	MB38-MBIA 2020A FBC TAX NOTE	AR-0067	Money Market	2,001,123.07	1,382.18	0.00	0.00	0.00	1,382.18	2,002,505.25
03/03/22	Open	MB34-MBIA CERT OF OBLIGATION 22	AR-0068	Money Market	8,003,881.21	-6,496,654.82	0.00	0.00	0.00	3,345.18	1,507,226.39
03/28/22	Open	MB35-MBIA MOBILITY PROJ. 2022	AR-0069	Money Market	10,506,172.77	-2,493,684.90	0.00	0.00	0.00	6,315.10	8,012,487.87
Money Market Total					**98,792,971.52**	**-10,551,787.54**	**0.00**	**0.00**	**0.00**	**20,671.00**	**88,241,183.98**
State Pool											
11/01/08	Open	MB02-MBIA General	AR-0015	State Pool	94,108,491.65	-19,942,118.13	0.00	0.00	0.00	56,929.07	74,166,373.52
11/01/08	Open	MB03-MBIA Road & Bridge	AR-0016	State Pool	4,080,921.71	2,818.69	0.00	0.00	0.00	2,818.69	4,083,740.40
11/01/08	Open	MB04-MBIA Drainage	AR-0017	State Pool	12,803,969.66	8,843.63	0.00	0.00	0.00	8,843.63	12,812,813.29
11/01/08	Open	MB06-MBIA Toll Rd. Operations	AR-0019	State Pool	66,062,273.48	3,047,525.46	0.00	0.00	0.00	47,525.46	69,109,798.94
11/01/08	Open	TT00-TX TERM General	AR-0022	State Pool	1,072.32	0.62	0.00	0.00	0.00	0.62	1,072.94
11/01/08	Open	TT02-TX TERM Toll Rd. Operation	AR-0024	State Pool	1,071.10	0.62	0.00	0.00	0.00	0.62	1,071.72
11/01/08	Open	TT04-TX TERM Road & Bridge	AR-0026	State Pool	1,069.15	0.62	0.00	0.00	0.00	0.62	1,069.77
11/01/08	Open	TT05-TX TERM Drainage	AR-0027	State Pool	354.68	0.21	0.00	0.00	0.00	0.21	354.89
11/10/08	Open	LOG1-Logic- General	AR-0028	State Pool	115,825,368.17	79,811.01	0.00	0.00	0.00	79,811.01	115,905,179.18
11/10/08	Open	LOG2-Logic-Toll Rd.Operations	AR-0029	State Pool	40,161,295.04	27,673.68	0.00	0.00	0.00	27,673.68	40,188,968.72
11/10/08	Open	LOG5-Logic-Drainage	AR-0032	State Pool	8,027,798.30	5,531.67	0.00	0.00	0.00	5,531.67	8,033,329.97
11/10/08	Open	LOG8-Logic-Road & Bridge	AR-0035	State Pool	10,531,334.38	7,256.76	0.00	0.00	0.00	7,256.76	10,538,591.14
08/31/16	Open	MB12-MBIA ESD 100 AGREEMENT	AR-0041	State Pool	5,996,136.85	2,005,405.95	0.00	0.00	0.00	5,405.95	8,001,542.80
08/31/16	Open	MB13-MBIA ASSISTANCE DIST #1	AR-0042	State Pool	8,007,040.15	1,006,162.63	0.00	0.00	0.00	6,162.63	9,013,202.78
08/31/16	Open	MB14-MBIA GR PARKWAY OPERATIONS	AR-0043	State Pool	44,155,490.20	2,031,762.37	0.00	0.00	0.00	31,762.37	46,187,252.57
12/09/16	Open	MB17 - SR LIEN BOND 2016	AR-0046	State Pool	3,025,051.48	-1,498,409.62	0.00	0.00	0.00	1,590.38	1,526,641.86
05/12/20	Open	LO10-LOGIC-COUNTY'S CARE ACT	AR-0047	State Pool	6,008,778.90	4,140.41	0.00	0.00	0.00	4,140.41	6,012,919.31
05/12/20	Open	MB18-MBIA COUNTY'S CARES ACT	AR-0048	State Pool	30,748,464.30	-4,180,962.15	0.00	0.00	0.00	19,037.85	26,567,502.15
05/13/20	Open	MB19-MBIA FBC ASSIST. DIST. #2	AR-0049	State Pool	6,512,507.55	1,005,130.39	0.00	0.00	0.00	5,130.39	7,517,637.94
05/13/20	Open	MB20- MBIA FBC ASSIST. DIST. #4	AR-0050	State Pool	1,254,557.27	866.51	0.00	0.00	0.00	866.51	1,255,423.78
05/13/20	Open	MB21-MBIA FBC ASSIST. DIST. #6	AR-0051	State Pool	2,007,291.46	1,002,018.61	0.00	0.00	0.00	2,018.61	3,009,310.07
05/13/20	Open	MB23-MBIA JUVENILE	AR-0053	State Pool	11,511,934.35	7,951.22	0.00	0.00	0.00	7,951.22	11,519,885.57
05/13/20	Open	MB24-MBIA DEBT SERVICE	AR-0054	State Pool	25,535,468.01	1,018,269.42	0.00	0.00	0.00	18,269.42	26,553,737.43
05/13/20	Open	MB25-MBIA DRAINAGE DEBT SERVICE	AR-0055	State Pool	3,505,956.59	2,421.56	0.00	0.00	0.00	2,421.56	3,508,378.15
05/13/20	Open	MB26-FACILITIES BOND 2018	AR-0056	State Pool	8,044,281.32	-994,954.60	0.00	0.00	0.00	5,045.40	7,049,326.72
05/13/20	Open	MB27-MBIA TX HERITAGE PARKWAY	AR-0057	State Pool	3,011,917.43	-498,007.35	0.00	0.00	0.00	1,992.65	2,513,910.08
08/02/21	Open	MB28-MBIA GRAND PARKWAY 2021	AR-0059	State Pool	29,030,799.83	-980,595.87	0.00	0.00	0.00	19,404.13	28,050,203.96
08/02/21	Open	MB29-MBIA SR LIEN TOLL RD 2021	AR-0060	State Pool	66,569,940.92	-6,456,340.14	0.00	0.00	0.00	43,659.86	60,113,600.78
08/02/21	Open	MB30-MBIA FLOOD PRO DRAINAGE 20	AR-0061	State Pool	16,015,087.41	11,061.52	0.00	0.00	0.00	11,061.52	16,026,148.93
04/01/22	Open	LO11-Logic-Moblity Proj 2022	AR-0070	State Pool	11,003,792.70	7,582.31	0.00	0.00	0.00	7,582.31	11,011,375.01
04/01/22	Open	LO12-Logic-Cert of Oblig 22	AR-0071	State Pool	11,003,792.70	7,582.31	0.00	0.00	0.00	7,582.31	11,011,375.01
State Pool Total					**644,553,309.06**	**-23,261,569.68**	**0.00**	**0.00**	**0.00**	**437,477.52**	**621,291,739.38**

Activity Statement
Ft. Bend County
Effective Interest - Actual Life
Receipts in Period
05/01/22 - 05/31/22

Purchase Date	Sale Date	CUSIP	Invest Number	Security Description	Amor Value On 05/01/22	Changes In Principal	Purchase Cost	Sales Proceeds	Purchased Interest	Int/Div Rec In the Perd	Amor Value On 05/31/22
Investment Total					743,346,280.58	-33,813,357.22	0.00	0.00	0.00	458,148.52	709,532,923.36

Interest Accrual
Ft. Bend County
Effective Interest - Actual Life
Receipts in Period
05/01/22 - 05/31/22

CUSIP	Invest Number	Security Description	Purchase Date	Sale Date	Yield Earned	Ending Par Val/Shares	Ending Amor Val/Cost	Purchased Interest	Int/Div Rec In the Perd	Int/Div Accrued In the Perd	PTD Purch Received	Int/Div Rec Purch/Date	Int/Div Accrued Purch/Date
09 - Temporary Holding													
Money Market													
Cadence-Money Market Accts	AR-0058	Money Market	01/31/21	Open	0.0610	67,959,556.36	67,959,556.36	0.00	3,684.68	0.00	0.00	317,997.70	0.00
Money Market Total					**0.0610**	**67,959,556.36**	**67,959,556.36**	**0.00**	**3,684.68**	**0.00**	**0.00**	**317,997.70**	**0.00**
09 - Temporary Holding Total					**0.0610**	**67,959,556.36**	**67,959,556.36**	**0.00**	**3,684.68**	**0.00**	**0.00**	**317,997.70**	**0.00**
130 - Assistance Dist #1													
State Pool													
MB13-MBIA ASSISTANCE DIST #1	AR-0042	State Pool	08/31/16	Open	0.8173	9,013,202.78	9,013,202.78	0.00	6,162.63	0.00	0.00	106,725.47	0.00
State Pool Total					**0.8173**	**9,013,202.78**	**9,013,202.78**	**0.00**	**6,162.63**	**0.00**	**0.00**	**106,725.47**	**0.00**
130 - Assistance Dist #1 Total					**0.8173**	**9,013,202.78**	**9,013,202.78**	**0.00**	**6,162.63**	**0.00**	**0.00**	**106,725.47**	**0.00**
145 - ESD 100 Agreement													
State Pool													
MB12-MBIA ESD 100 AGREEMENT	AR-0041	State Pool	08/31/16	Open	0.8225	8,001,542.80	8,001,542.80	0.00	5,405.95	0.00	0.00	99,984.04	0.00
State Pool Total					**0.8225**	**8,001,542.80**	**8,001,542.80**	**0.00**	**5,405.95**	**0.00**	**0.00**	**99,984.04**	**0.00**
145 - ESD 100 Agreement Total					**0.8225**	**8,001,542.80**	**8,001,542.80**	**0.00**	**5,405.95**	**0.00**	**0.00**	**99,984.04**	**0.00**
802 - Sr Lien 2016													
State Pool													
MB17 - SR LIEN BOND 2016	AR-0046	State Pool	12/09/16	Open	0.7976	1,526,641.86	1,526,641.86	0.00	1,590.38	0.00	0.00	177,382.90	0.00
State Pool Total					**0.7976**	**1,526,641.86**	**1,526,641.86**	**0.00**	**1,590.38**	**0.00**	**0.00**	**177,382.90**	**0.00**
802 - Sr Lien 2016 Total					**0.7976**	**1,526,641.86**	**1,526,641.86**	**0.00**	**1,590.38**	**0.00**	**0.00**	**177,382.90**	**0.00**
810 - FBC Toll Road Operations													
State Pool													
TT02-TX TERM Toll Rd. Operation	AR-0024	State Pool	11/01/08	Open	0.0000	0.00	0.00	0.00	0.00	0.00	0.00	0.00	0.00
State Pool Total					**0.0000**	**0.00**	**0.00**	**0.00**	**0.00**	**0.00**	**0.00**	**0.00**	**0.00**
810 - FBC Toll Road Operations Total					**0.0000**	**0.00**	**0.00**	**0.00**	**0.00**	**0.00**	**0.00**	**0.00**	**0.00**
815 - Grand Parkway Operations													
State Pool													
MB14-MBIA GR PARKWAY OPERATIONS	AR-0043	State Pool	08/31/16	Open	0.8148	46,187,252.57	46,187,252.57	0.00	31,762.37	0.00	0.00	487,247.09	0.00
State Pool Total					**0.8148**	**46,187,252.57**	**46,187,252.57**	**0.00**	**31,762.37**	**0.00**	**0.00**	**487,247.09**	**0.00**
815 - Grand Parkway Operations Total					**0.8148**	**46,187,252.57**	**46,187,252.57**	**0.00**	**31,762.37**	**0.00**	**0.00**	**487,247.09**	**0.00**
LO10 - LOGIC COUNTYS CARES ACT													
State Pool													
LO10-LOGIC-COUNTY'S CARE ACT	AR-0047	State Pool	05/12/20	Open	0.8113	6,012,919.31	6,012,919.31	0.00	4,140.41	0.00	0.00	158,919.31	0.00
State Pool Total					**0.8113**	**6,012,919.31**	**6,012,919.31**	**0.00**	**4,140.41**	**0.00**	**0.00**	**158,919.31**	**0.00**
LO10 - LOGIC COUNTYS CARES ACT Total					**0.8113**	**6,012,919.31**	**6,012,919.31**	**0.00**	**4,140.41**	**0.00**	**0.00**	**158,919.31**	**0.00**
LO11 - Logic Mobility Projects 2022													
State Pool													
LO11-Logic-Moblity Proj 2022	AR-0070	State Pool	04/01/22	Open	0.8113	11,011,375.01	11,011,375.01	0.00	7,582.31	0.00	0.00	11,375.01	0.00
State Pool Total					**0.8113**	**11,011,375.01**	**11,011,375.01**	**0.00**	**7,582.31**	**0.00**	**0.00**	**11,375.01**	**0.00**
LO11 - Logic Mobility Projects 2022 Total					**0.8113**	**11,011,375.01**	**11,011,375.01**	**0.00**	**7,582.31**	**0.00**	**0.00**	**11,375.01**	**0.00**
LO12 - Logic Cert of Obligation 2022													
State Pool													
LO12-Logic-Cert of Oblig 22	AR-0071	State Pool	04/01/22	Open	0.8113	11,011,375.01	11,011,375.01	0.00	7,582.31	0.00	0.00	11,375.01	0.00
State Pool Total					**0.8113**	**11,011,375.01**	**11,011,375.01**	**0.00**	**7,582.31**	**0.00**	**0.00**	**11,375.01**	**0.00**
LO12 - Logic Cert of Obligation 2022 Total					**0.8113**	**11,011,375.01**	**11,011,375.01**	**0.00**	**7,582.31**	**0.00**	**0.00**	**11,375.01**	**0.00**
LOG1 - LOGIC GENERAL													

Interest Accrual
Ft. Bend County
Effective Interest - Actual Life
Receipts in Period
05/01/22 - 05/31/22

CUSIP	Invest Number	Security Description	Purchase Date	Sale Date	Yield Earned	Ending Par Val/Shares	Ending Amor Val/Cost	Purchased Interest	Int/Div Rec In the Perd	Int/Div Accrued In the Perd	PTD Purch Received	Int/Div Rec Purch/Date	Int/Div Accrued Purch/Date
State Pool													
LOG1-Logic- General	AR-0028	State Pool	11/10/08	Open	0.8113	115,905,179.18	115,905,179.18	0.00	79,811.01	0.00	0.00	975,612.16	0.00
State Pool Total					**0.8113**	**115,905,179.18**	**115,905,179.18**	**0.00**	**79,811.01**	**0.00**	**0.00**	**975,612.16**	**0.00**
LOG1 - LOGIC GENERAL Total					**0.8113**	**115,905,179.18**	**115,905,179.18**	**0.00**	**79,811.01**	**0.00**	**0.00**	**975,612.16**	**0.00**
LOG2 - LOGIC TOLL OPERATIONS													
State Pool													
LOG2-Logic-Toll Rd.Operations	AR-0029	State Pool	11/10/08	Open	0.8113	40,188,968.72	40,188,968.72	0.00	27,673.68	0.00	0.00	250,299.80	0.00
State Pool Total					**0.8113**	**40,188,968.72**	**40,188,968.72**	**0.00**	**27,673.68**	**0.00**	**0.00**	**250,299.80**	**0.00**
LOG2 - LOGIC TOLL OPERATIONS Total					**0.8113**	**40,188,968.72**	**40,188,968.72**	**0.00**	**27,673.68**	**0.00**	**0.00**	**250,299.80**	**0.00**
LOG5 - LOGIC DRAINAGE													
State Pool													
LOG5-Logic-Drainage	AR-0032	State Pool	11/10/08	Open	0.8113	8,033,329.97	8,033,329.97	0.00	5,531.67	0.00	0.00	35,573.74	0.00
State Pool Total					**0.8113**	**8,033,329.97**	**8,033,329.97**	**0.00**	**5,531.67**	**0.00**	**0.00**	**35,573.74**	**0.00**
LOG5 - LOGIC DRAINAGE Total					**0.8113**	**8,033,329.97**	**8,033,329.97**	**0.00**	**5,531.67**	**0.00**	**0.00**	**35,573.74**	**0.00**
LOG8 - LOGIC ROAD & BRIDGE													
State Pool													
LOG8-Logic-Road & Bridge	AR-0035	State Pool	11/10/08	Open	0.8113	10,538,591.14	10,538,591.14	0.00	7,256.76	0.00	0.00	44,078.66	0.00
State Pool Total					**0.8113**	**10,538,591.14**	**10,538,591.14**	**0.00**	**7,256.76**	**0.00**	**0.00**	**44,078.66**	**0.00**
LOG8 - LOGIC ROAD & BRIDGE Total					**0.8113**	**10,538,591.14**	**10,538,591.14**	**0.00**	**7,256.76**	**0.00**	**0.00**	**44,078.66**	**0.00**
MB02 - MBIA GENERAL													
State Pool													
MB02-MBIA General	AR-0015	State Pool	11/01/08	Open	0.8031	74,166,373.52	74,166,373.52	0.00	56,929.07	0.00	0.00	894,771.09	0.00
State Pool Total					**0.8031**	**74,166,373.52**	**74,166,373.52**	**0.00**	**56,929.07**	**0.00**	**0.00**	**894,771.09**	**0.00**
MB02 - MBIA GENERAL Total					**0.8031**	**74,166,373.52**	**74,166,373.52**	**0.00**	**56,929.07**	**0.00**	**0.00**	**894,771.09**	**0.00**
MB03 - MBIA ROAD & BRIDGE													
State Pool													
MB03-MBIA Road & Bridge	AR-0016	State Pool	11/01/08	Open	0.8132	4,083,740.40	4,083,740.40	0.00	2,818.69	0.00	0.00	124,479.55	0.00
State Pool Total					**0.8132**	**4,083,740.40**	**4,083,740.40**	**0.00**	**2,818.69**	**0.00**	**0.00**	**124,479.55**	**0.00**
MB03 - MBIA ROAD & BRIDGE Total					**0.8132**	**4,083,740.40**	**4,083,740.40**	**0.00**	**2,818.69**	**0.00**	**0.00**	**124,479.55**	**0.00**
MB04 - MBIA DRAINAGE													
State Pool													
MB04-MBIA Drainage	AR-0017	State Pool	11/01/08	Open	0.8132	12,812,813.29	12,812,813.29	0.00	8,843.63	0.00	0.00	173,071.77	2,620.73
State Pool Total					**0.8132**	**12,812,813.29**	**12,812,813.29**	**0.00**	**8,843.63**	**0.00**	**0.00**	**173,071.77**	**2,620.73**
MB04 - MBIA DRAINAGE Total					**0.8132**	**12,812,813.29**	**12,812,813.29**	**0.00**	**8,843.63**	**0.00**	**0.00**	**173,071.77**	**2,620.73**
MB06 - MBIA TOLL RD OPERATIONS													
State Pool													
MB06-MBIA Toll Rd. Operations	AR-0019	State Pool	11/01/08	Open	0.8148	69,109,798.94	69,109,798.94	0.00	47,525.46	0.00	0.00	796,965.38	38,363.64
State Pool Total					**0.8148**	**69,109,798.94**	**69,109,798.94**	**0.00**	**47,525.46**	**0.00**	**0.00**	**796,965.38**	**38,363.64**
MB06 - MBIA TOLL RD OPERATIONS Total					**0.8148**	**69,109,798.94**	**69,109,798.94**	**0.00**	**47,525.46**	**0.00**	**0.00**	**796,965.38**	**38,363.64**
MB18 - MBIA COUNTYS CARES ACT													
State Pool													
MB18-MBIA COUNTY'S CARES ACT	AR-0048	State Pool	05/12/20	Open	0.8074	26,567,502.15	26,567,502.15	0.00	19,037.85	0.00	0.00	169,421.61	0.00
State Pool Total					**0.8074**	**26,567,502.15**	**26,567,502.15**	**0.00**	**19,037.85**	**0.00**	**0.00**	**169,421.61**	**0.00**
MB18 - MBIA COUNTYS CARES ACT Total					**0.8074**	**26,567,502.15**	**26,567,502.15**	**0.00**	**19,037.85**	**0.00**	**0.00**	**169,421.61**	**0.00**
MB19 - MBIA FBC ASSIST DIST #2													
State Pool													

Interest Accrual
Ft. Bend County
Effective Interest - Actual Life
Receipts in Period
05/01/22 - 05/31/22

CUSIP	Invest Number	Security Description	Purchase Date	Sale Date	Yield Earned	Ending Par Val/Shares	Ending Amor Val/Cost	Purchased Interest	Int/Div Rec In the Perd	Int/Div Accrued In the Perd	PTD Purch Received	Int/Div Rec Purch/Date	Int/Div Accrued Purch/Date
MB19-MBIA FBC ASSIST. DIST. #2	AR-0049	State Pool	05/13/20	Open	0.8181	7,517,637.94	7,517,637.94	0.00	5,130.39	0.00	0.00	17,637.94	0.00
State Pool Total					**0.8181**	**7,517,637.94**	**7,517,637.94**	**0.00**	**5,130.39**	**0.00**	**0.00**	**17,637.94**	**0.00**
MB19 - MBIA FBC ASSIST DIST #2 Total					**0.8181**	**7,517,637.94**	**7,517,637.94**	**0.00**	**5,130.39**	**0.00**	**0.00**	**17,637.94**	**0.00**
MB20 - MBIA FBC ASSIST DIST #4													
State Pool													
MB20- MBIA FBC ASSIST. DIST. #4	AR-0050	State Pool	05/13/20	Open	0.8132	1,255,423.78	1,255,423.78	0.00	866.51	0.00	0.00	5,423.78	0.00
State Pool Total					**0.8132**	**1,255,423.78**	**1,255,423.78**	**0.00**	**866.51**	**0.00**	**0.00**	**5,423.78**	**0.00**
MB20 - MBIA FBC ASSIST DIST #4 Total					**0.8132**	**1,255,423.78**	**1,255,423.78**	**0.00**	**866.51**	**0.00**	**0.00**	**5,423.78**	**0.00**
MB21 - MBIA ASSIST DIST #6													
State Pool													
MB21-MBIA FBC ASSIST. DIST. #6	AR-0051	State Pool	05/13/20	Open	0.8257	3,009,310.07	3,009,310.07	0.00	2,018.61	0.00	0.00	9,310.07	0.00
State Pool Total					**0.8257**	**3,009,310.07**	**3,009,310.07**	**0.00**	**2,018.61**	**0.00**	**0.00**	**9,310.07**	**0.00**
MB21 - MBIA ASSIST DIST #6 Total					**0.8257**	**3,009,310.07**	**3,009,310.07**	**0.00**	**2,018.61**	**0.00**	**0.00**	**9,310.07**	**0.00**
MB23 - MBIA JUVENILE													
State Pool													
MB23-MBIA JUVENILE	AR-0053	State Pool	05/13/20	Open	0.8132	11,519,885.57	11,519,885.57	0.00	7,951.22	0.00	0.00	36,119.20	0.00
State Pool Total					**0.8132**	**11,519,885.57**	**11,519,885.57**	**0.00**	**7,951.22**	**0.00**	**0.00**	**36,119.20**	**0.00**
MB23 - MBIA JUVENILE Total					**0.8132**	**11,519,885.57**	**11,519,885.57**	**0.00**	**7,951.22**	**0.00**	**0.00**	**36,119.20**	**0.00**
MB24 - MBIA DEBT SERVICE													
State Pool													
MB24-MBIA DEBT SERVICE	AR-0054	State Pool	05/13/20	Open	0.8146	26,553,737.43	26,553,737.43	0.00	18,269.42	0.00	0.00	85,460.19	0.00
State Pool Total					**0.8146**	**26,553,737.43**	**26,553,737.43**	**0.00**	**18,269.42**	**0.00**	**0.00**	**85,460.19**	**0.00**
MB24 - MBIA DEBT SERVICE Total					**0.8146**	**26,553,737.43**	**26,553,737.43**	**0.00**	**18,269.42**	**0.00**	**0.00**	**85,460.19**	**0.00**
MB25 - MBIA DRAINAGE DEBT SERVICE													
State Pool													
MB25-MBIA DRAINAGE DEBT SERVICE	AR-0055	State Pool	05/13/20	Open	0.8132	3,508,378.15	3,508,378.15	0.00	2,421.56	0.00	0.00	8,378.15	0.00
State Pool Total					**0.8132**	**3,508,378.15**	**3,508,378.15**	**0.00**	**2,421.56**	**0.00**	**0.00**	**8,378.15**	**0.00**
MB25 - MBIA DRAINAGE DEBT SERVICE Total					**0.8132**	**3,508,378.15**	**3,508,378.15**	**0.00**	**2,421.56**	**0.00**	**0.00**	**8,378.15**	**0.00**
MB26 - MBIA FACILITIES BOND 2018													
State Pool													
MB26-FACILITIES BOND 2018	AR-0056	State Pool	05/13/20	Open	0.8064	7,049,326.72	7,049,326.72	0.00	5,045.40	0.00	0.00	49,326.72	0.00
State Pool Total					**0.8064**	**7,049,326.72**	**7,049,326.72**	**0.00**	**5,045.40**	**0.00**	**0.00**	**49,326.72**	**0.00**
MB26 - MBIA FACILITIES BOND 2018 Total					**0.8064**	**7,049,326.72**	**7,049,326.72**	**0.00**	**5,045.40**	**0.00**	**0.00**	**49,326.72**	**0.00**
MB27 - MBIA TX HERITAGE PARKWAY 2020													
State Pool													
MB27-MBIA TX HERITAGE PARKWAY	AR-0057	State Pool	05/13/20	Open	0.8093	2,513,910.08	2,513,910.08	0.00	1,992.65	0.00	0.00	44,289.43	0.00
State Pool Total					**0.8093**	**2,513,910.08**	**2,513,910.08**	**0.00**	**1,992.65**	**0.00**	**0.00**	**44,289.43**	**0.00**
MB27 - MBIA TX HERITAGE PARKWAY 2020 Total					**0.8093**	**2,513,910.08**	**2,513,910.08**	**0.00**	**1,992.65**	**0.00**	**0.00**	**44,289.43**	**0.00**
MB28 - MBIAGrand Parkway 2021													
State Pool													
MB28-MBIA GRAND PARKWAY 2021	AR-0059	State Pool	08/02/21	Open	0.8122	28,050,203.96	28,050,203.96	0.00	19,404.13	0.00	0.00	50,203.96	0.00
State Pool Total					**0.8122**	**28,050,203.96**	**28,050,203.96**	**0.00**	**19,404.13**	**0.00**	**0.00**	**50,203.96**	**0.00**
MB28 - MBIAGrand Parkway 2021 Total					**0.8122**	**28,050,203.96**	**28,050,203.96**	**0.00**	**19,404.13**	**0.00**	**0.00**	**50,203.96**	**0.00**
MB29 - MBIA Sr Lien 2021													
State Pool													
MB29-MBIA SR LIEN TOLL RD 2021	AR-0060	State Pool	08/02/21	Open	0.8107	60,113,600.78	60,113,600.78	0.00	43,659.86	0.00	0.00	113,600.78	0.00

Interest Accrual
Ft. Bend County
Effective Interest - Actual Life
Receipts in Period
05/01/22 - 05/31/22

CUSIP	Invest Number	Security Description	Purchase Date	Sale Date	Yield Earned	Ending Par Val/Shares	Ending Amor Val/Cost	Purchased Interest	Int/Div Rec In the Perd	Int/Div Accrued In the Perd	PTD Purch Received	Int/Div Rec Purch/Date	Int/Div Accrued Purch/Date
State Pool Total					**0.8107**	**60,113,600.78**	**60,113,600.78**	**0.00**	**43,659.86**	**0.00**	**0.00**	**113,600.78**	**0.00**
MB29 - MBIA Sr Lien 2021 Total					**0.8107**	**60,113,600.78**	**60,113,600.78**	**0.00**	**43,659.86**	**0.00**	**0.00**	**113,600.78**	**0.00**
MB30 - MBIA Flood Proj Drainage 20													
State Pool													
MB30-MBIA FLOOD PRO DRAINAGE 20	AR-0061	State Pool	08/02/21	Open	0.8132	16,026,148.93	16,026,148.93	0.00	11,061.52	0.00	0.00	26,148.93	0.00
State Pool Total					**0.8132**	**16,026,148.93**	**16,026,148.93**	**0.00**	**11,061.52**	**0.00**	**0.00**	**26,148.93**	**0.00**
MB30 - MBIA Flood Proj Drainage 20 Total					**0.8132**	**16,026,148.93**	**16,026,148.93**	**0.00**	**11,061.52**	**0.00**	**0.00**	**26,148.93**	**0.00**
MB31 - MBIA FBC ASSIST DIST #9													
Money Market													
MB31-MBIA FBC ASSIST DIST #9	AR-0062	Money Market	03/11/22	Open	0.8132	2,002,543.29	2,002,543.29	0.00	1,382.22	0.00	0.00	2,543.29	0.00
Money Market Total					**0.8132**	**2,002,543.29**	**2,002,543.29**	**0.00**	**1,382.22**	**0.00**	**0.00**	**2,543.29**	**0.00**
MB31 - MBIA FBC ASSIST DIST #9 Total					**0.8132**	**2,002,543.29**	**2,002,543.29**	**0.00**	**1,382.22**	**0.00**	**0.00**	**2,543.29**	**0.00**
MB32 - MBIA FBC ASSIST DIST #11													
Money Market													
MB32-MBIA FBC ASSIST DIST #11	AR-0063	Money Market	03/11/22	Open	0.8225	4,004,447.15	4,004,447.15	0.00	2,705.52	0.00	0.00	4,447.15	0.00
Money Market Total					**0.8225**	**4,004,447.15**	**4,004,447.15**	**0.00**	**2,705.52**	**0.00**	**0.00**	**4,447.15**	**0.00**
MB32 - MBIA FBC ASSIST DIST #11 Total					**0.8225**	**4,004,447.15**	**4,004,447.15**	**0.00**	**2,705.52**	**0.00**	**0.00**	**4,447.15**	**0.00**
MB34 - MBIA County Cert. of Obligation													
Money Market													
MB34-MBIA CERT OF OBLIGATION 22	AR-0068	Money Market	03/03/22	Open	0.7771	1,507,226.39	1,507,226.39	0.00	3,345.18	0.00	0.00	7,226.39	0.00
Money Market Total					**0.7771**	**1,507,226.39**	**1,507,226.39**	**0.00**	**3,345.18**	**0.00**	**0.00**	**7,226.39**	**0.00**
MB34 - MBIA County Cert. of Obligation Total					**0.7771**	**1,507,226.39**	**1,507,226.39**	**0.00**	**3,345.18**	**0.00**	**0.00**	**7,226.39**	**0.00**
MB35 - MBIA Mobility Projects													
Money Market													
MB35-MBIA MOBILITY PROJ. 2022	AR-0069	Money Market	03/28/22	Open	0.8026	8,012,487.87	8,012,487.87	0.00	6,315.10	0.00	0.00	12,487.87	0.00
Money Market Total					**0.8026**	**8,012,487.87**	**8,012,487.87**	**0.00**	**6,315.10**	**0.00**	**0.00**	**12,487.87**	**0.00**
MB35 - MBIA Mobility Projects Total					**0.8026**	**8,012,487.87**	**8,012,487.87**	**0.00**	**6,315.10**	**0.00**	**0.00**	**12,487.87**	**0.00**
MB36 - MBIA FEE OFFICER													
Money Market													
MB36-MBIA FEE OFFICER	AR-0065	Money Market	03/14/22	Open	0.8295	1,751,165.04	1,751,165.04	0.00	1,165.04	0.00	0.00	2,117.84	0.00
Money Market Total					**0.8295**	**1,751,165.04**	**1,751,165.04**	**0.00**	**1,165.04**	**0.00**	**0.00**	**2,117.84**	**0.00**
MB36 - MBIA FEE OFFICER Total					**0.8295**	**1,751,165.04**	**1,751,165.04**	**0.00**	**1,165.04**	**0.00**	**0.00**	**2,117.84**	**0.00**
MB37 - MBIA FBC ASSIST DIST #7													
Money Market													
MB37-MBIA FBC ASSIST DIST #7	AR-0066	Money Market	03/14/22	Open	0.8132	1,001,252.63	1,001,252.63	0.00	691.08	0.00	0.00	1,252.63	0.00
Money Market Total					**0.8132**	**1,001,252.63**	**1,001,252.63**	**0.00**	**691.08**	**0.00**	**0.00**	**1,252.63**	**0.00**
MB37 - MBIA FBC ASSIST DIST #7 Total					**0.8132**	**1,001,252.63**	**1,001,252.63**	**0.00**	**691.08**	**0.00**	**0.00**	**1,252.63**	**0.00**
MB38 - MBIA 2020A FBC TAX NOTE													
Money Market													
MB38-MBIA 2020A FBC TAX NOTE	AR-0067	Money Market	03/14/22	Open	0.8132	2,002,505.25	2,002,505.25	0.00	1,382.18	0.00	0.00	2,505.25	0.00
Money Market Total					**0.8132**	**2,002,505.25**	**2,002,505.25**	**0.00**	**1,382.18**	**0.00**	**0.00**	**2,505.25**	**0.00**
MB38 - MBIA 2020A FBC TAX NOTE Total					**0.8132**	**2,002,505.25**	**2,002,505.25**	**0.00**	**1,382.18**	**0.00**	**0.00**	**2,505.25**	**0.00**
TT00 - TEXAS TERM GENERAL													
State Pool													
TT00-TX TERM General	AR-0022	State Pool	11/01/08	Open	0.6808	1,072.94	1,072.94	0.00	0.62	0.00	0.00	21,457.71	0.00
State Pool Total					**0.6808**	**1,072.94**	**1,072.94**	**0.00**	**0.62**	**0.00**	**0.00**	**21,457.71**	**0.00**

Interest Accrual
Ft. Bend County
Effective Interest - Actual Life
Receipts in Period
05/01/22 - 05/31/22

CUSIP	Invest Number	Security Description	Purchase Date	Sale Date	Yield Earned	Ending Par Val/Shares	Ending Amor Val/Cost	Purchased Interest	Int/Div Rec In the Perd	Int/Div Accrued In the Perd	PTD Purch Received	Int/Div Rec Purch/Date	Int/Div Accrued Purch/Date
TT00 - TEXAS TERM GENERAL Total					**0.6808**	**1,072.94**	**1,072.94**	**0.00**	**0.62**	**0.00**	**0.00**	**21,457.71**	**0.00**
TT02 - TEXAS TERM TOLL OPERATIONS													
State Pool													
TT02-TX TERM Toll Rd. Operation	AR-0024	State Pool	11/01/08	Open	0.6815	1,071.72	1,071.72	0.00	0.62	0.00	0.00	18,001.62	0.00
State Pool Total					**0.6815**	**1,071.72**	**1,071.72**	**0.00**	**0.62**	**0.00**	**0.00**	**18,001.62**	**0.00**
TT02 - TEXAS TERM TOLL OPERATIONS Total					**0.6815**	**1,071.72**	**1,071.72**	**0.00**	**0.62**	**0.00**	**0.00**	**18,001.62**	**0.00**
TT04 - TEXAS TERM ROAD & BRIDGE													
State Pool													
TT04-TX TERM Road & Bridge	AR-0026	State Pool	11/01/08	Open	0.6828	1,069.77	1,069.77	0.00	0.62	0.00	0.00	8,277.05	0.00
State Pool Total					**0.6828**	**1,069.77**	**1,069.77**	**0.00**	**0.62**	**0.00**	**0.00**	**8,277.05**	**0.00**
TT04 - TEXAS TERM ROAD & BRIDGE Total					**0.6828**	**1,069.77**	**1,069.77**	**0.00**	**0.62**	**0.00**	**0.00**	**8,277.05**	**0.00**
TT05 - TEXAS TERM DRAINAGE													
State Pool													
TT05-TX TERM Drainage	AR-0027	State Pool	11/01/08	Open	0.6971	354.89	354.89	0.00	0.21	0.00	0.00	5,034.16	0.01
State Pool Total					**0.6971**	**354.89**	**354.89**	**0.00**	**0.21**	**0.00**	**0.00**	**5,034.16**	**0.01**
TT05 - TEXAS TERM DRAINAGE Total					**0.6971**	**354.89**	**354.89**	**0.00**	**0.21**	**0.00**	**0.00**	**5,034.16**	**0.01**

Premium/Discount Amortization

Ft. Bend County

Effective Interest - Actual Life
Receipts in Period
05/01/22 - 05/31/22

CUSIP	Invest Number	Security Description	Purchase Date	Amortiz Date	Yield Earned	Beginning Par Val/Shares	Beginning Unamor Val/Cost	Premium Discount	Ending Par Val/Shares	Ending Amor Val/Cost	Unamor Prem/Dscnt	Amortization In the Perd	Amortization Purch/Date
Money Market													
Cadence-Money Market Accts	AR-0058	Money Market	01/31/21	Open	0.0610	71,277,377.42	71,277,377.42	0.00	67,959,556.36	67,959,556.36	0.00	0.00	0.00
MB31-MBIA FBC ASSIST DIST #9	AR-0062	Money Market	03/11/22	Open	0.8132	2,001,161.07	2,001,161.07	0.00	2,002,543.29	2,002,543.29	0.00	0.00	0.00
MB32-MBIA FBC ASSIST DIST #11	AR-0063	Money Market	03/11/22	Open	0.8225	3,001,741.63	3,001,741.63	0.00	4,004,447.15	4,004,447.15	0.00	0.00	0.00
MB36-MBIA FEE OFFICER	AR-0065	Money Market	03/14/22	Open	0.8295	1,000,952.80	1,000,952.80	0.00	1,751,165.04	1,751,165.04	0.00	0.00	0.00
MB37-MBIA FBC ASSIST DIST #7	AR-0066	Money Market	03/14/22	Open	0.8132	1,000,561.55	1,000,561.55	0.00	1,001,252.63	1,001,252.63	0.00	0.00	0.00
MB38-MBIA 2020A FBC TAX NOTE	AR-0067	Money Market	03/14/22	Open	0.8132	2,001,123.07	2,001,123.07	0.00	2,002,505.25	2,002,505.25	0.00	0.00	0.00
MB34-MBIA CERT OF OBLIGATION 22	AR-0068	Money Market	03/03/22	Open	0.7771	8,003,881.21	8,003,881.21	0.00	1,507,226.39	1,507,226.39	0.00	0.00	0.00
MB35-MBIA MOBILITY PROJ. 2022	AR-0069	Money Market	03/28/22	Open	0.8026	10,506,172.77	10,506,172.77	0.00	8,012,487.87	8,012,487.87	0.00	0.00	0.00
Money Market Total					**0.2534**	**98,792,971.52**	**98,792,971.52**	**0.00**	**88,241,183.98**	**88,241,183.98**	**0.00**	**0.00**	**0.00**
State Pool													
MB02-MBIA General	AR-0015	State Pool	11/01/08	Open	0.8031	94,108,491.65	94,108,491.65	0.00	74,166,373.52	74,166,373.52	0.00	0.00	0.00
MB03-MBIA Road & Bridge	AR-0016	State Pool	11/01/08	Open	0.8132	4,080,921.71	4,080,921.71	0.00	4,083,740.40	4,083,740.40	0.00	0.00	0.00
MB04-MBIA Drainage	AR-0017	State Pool	11/01/08	Open	0.8132	12,803,969.66	12,803,969.66	0.00	12,812,813.29	12,812,813.29	0.00	0.00	0.00
MB06-MBIA Toll Rd. Operations	AR-0019	State Pool	11/01/08	Open	0.8148	66,062,273.48	66,062,273.48	0.00	69,109,798.94	69,109,798.94	0.00	0.00	0.00
TT00-TX TERM General	AR-0022	State Pool	11/01/08	Open	0.6808	1,072.32	1,072.32	0.00	1,072.94	1,072.94	0.00	0.00	0.00
TT02-TX TERM Toll Rd. Operation	AR-0024	State Pool	11/01/08	Open	0.6815	1,071.10	1,071.10	0.00	1,071.72	1,071.72	0.00	0.00	0.00
TT04-TX TERM Road & Bridge	AR-0026	State Pool	11/01/08	Open	0.6828	1,069.15	1,069.15	0.00	1,069.77	1,069.77	0.00	0.00	0.00
TT05-TX TERM Drainage	AR-0027	State Pool	11/01/08	Open	0.6971	354.68	354.68	0.00	354.89	354.89	0.00	0.00	0.00
LOG1-Logic- General	AR-0028	State Pool	11/10/08	Open	0.8113	115,825,368.17	115,825,368.17	0.00	115,905,179.18	115,905,179.18	0.00	0.00	0.00
LOG2-Logic-Toll Rd.Operations	AR-0029	State Pool	11/10/08	Open	0.8113	40,161,295.04	40,161,295.04	0.00	40,188,968.72	40,188,968.72	0.00	0.00	0.00
LOG5-Logic-Drainage	AR-0032	State Pool	11/10/08	Open	0.8113	8,027,798.30	8,027,798.30	0.00	8,033,329.97	8,033,329.97	0.00	0.00	0.00
LOG8-Logic-Road & Bridge	AR-0035	State Pool	11/10/08	Open	0.8113	10,531,334.38	10,531,334.38	0.00	10,538,591.14	10,538,591.14	0.00	0.00	0.00
MB12-MBIA ESD 100 AGREEMENT	AR-0041	State Pool	08/31/16	Open	0.8225	5,996,136.85	5,996,136.85	0.00	8,001,542.80	8,001,542.80	0.00	0.00	0.00
MB13-MBIA ASSISTANCE DIST #1	AR-0042	State Pool	08/31/16	Open	0.8173	8,007,040.15	8,007,040.15	0.00	9,013,202.78	9,013,202.78	0.00	0.00	0.00
MB14-MBIA GR PARKWAY OPERATIONS	AR-0043	State Pool	08/31/16	Open	0.8148	44,155,490.20	44,155,490.20	0.00	46,187,252.57	46,187,252.57	0.00	0.00	0.00
MB17 - SR LIEN BOND 2016	AR-0046	State Pool	12/09/16	Open	0.7976	3,025,051.48	3,025,051.48	0.00	1,526,641.86	1,526,641.86	0.00	0.00	0.00
LO10-LOGIC-COUNTY'S CARE ACT	AR-0047	State Pool	05/12/20	Open	0.8113	6,008,778.90	6,008,778.90	0.00	6,012,919.31	6,012,919.31	0.00	0.00	0.00
MB18-MBIA COUNTY'S CARES ACT	AR-0048	State Pool	05/12/20	Open	0.8074	30,748,464.30	30,748,464.30	0.00	26,567,502.15	26,567,502.15	0.00	0.00	0.00
MB19-MBIA FBC ASSIST. DIST. #2	AR-0049	State Pool	05/13/20	Open	0.8181	6,512,507.55	6,512,507.55	0.00	7,517,637.94	7,517,637.94	0.00	0.00	0.00
MB20- MBIA FBC ASSIST. DIST. #4	AR-0050	State Pool	05/13/20	Open	0.8132	1,254,557.27	1,254,557.27	0.00	1,255,423.78	1,255,423.78	0.00	0.00	0.00
MB21-MBIA FBC ASSIST. DIST. #6	AR-0051	State Pool	05/13/20	Open	0.8257	2,007,291.46	2,007,291.46	0.00	3,009,310.07	3,009,310.07	0.00	0.00	0.00
MB23-MBIA JUVENILE	AR-0053	State Pool	05/13/20	Open	0.8132	11,511,934.35	11,511,934.35	0.00	11,519,885.57	11,519,885.57	0.00	0.00	0.00
MB24-MBIA DEBT SERVICE	AR-0054	State Pool	05/13/20	Open	0.8146	25,535,468.01	25,535,468.01	0.00	26,553,737.43	26,553,737.43	0.00	0.00	0.00
MB25-MBIA DRAINAGE DEBT SERVICE	AR-0055	State Pool	05/13/20	Open	0.8132	3,505,956.59	3,505,956.59	0.00	3,508,378.15	3,508,378.15	0.00	0.00	0.00
MB26-FACILITIES BOND 2018	AR-0056	State Pool	05/13/20	Open	0.8064	8,044,281.32	8,044,281.32	0.00	7,049,326.72	7,049,326.72	0.00	0.00	0.00
MB27-MBIA TX HERITAGE PARKWAY	AR-0057	State Pool	05/13/20	Open	0.8093	3,011,917.43	3,011,917.43	0.00	2,513,910.08	2,513,910.08	0.00	0.00	0.00
MB28-MBIA GRAND PARKWAY 2021	AR-0059	State Pool	08/02/21	Open	0.8122	29,030,799.83	29,030,799.83	0.00	28,050,203.96	28,050,203.96	0.00	0.00	0.00
MB29-MBIA SR LIEN TOLL RD 2021	AR-0060	State Pool	08/02/21	Open	0.8107	66,569,940.92	66,569,940.92	0.00	60,113,600.78	60,113,600.78	0.00	0.00	0.00
MB30-MBIA FLOOD PRO DRAINAGE 20	AR-0061	State Pool	08/02/21	Open	0.8132	16,015,087.41	16,015,087.41	0.00	16,026,148.93	16,026,148.93	0.00	0.00	0.00
LO11-Logic-Moblity Proj 2022	AR-0070	State Pool	04/01/22	Open	0.8113	11,003,792.70	11,003,792.70	0.00	11,011,375.01	11,011,375.01	0.00	0.00	0.00
LO12-Logic-Cert of Oblig 22	AR-0071	State Pool	04/01/22	Open	0.8113	11,003,792.70	11,003,792.70	0.00	11,011,375.01	11,011,375.01	0.00	0.00	0.00
State Pool Total					**0.8112**	**644,553,309.06**	**644,553,309.06**	**0.00**	**621,291,739.38**	**621,291,739.38**	**0.00**	**0.00**	**0.00**
Investment Total					**0.7379**	**743,346,280.58**	**743,346,280.58**	**0.00**	**709,532,923.36**	**709,532,923.36**	**0.00**	**0.00**	**0.00**

Open Investments
Ft. Bend County
Effective Interest - Actual Life
Receipts in Period
05/31/22

CUSIP	Invest Number	Security Description	Invest Class	Purchase Date	Call Date	Purchase Institut	SafeKeep Institut	Issuing Institut	Yield Matur	Yield Call	Original Unit Cost	Original Par Val/Shares	Original Princ/Cost	Orig Prem Discount	Ending Unit Price	Ending Par Val/Shares	Ending Amor Val/Cost	Unamor Prem/Dscnt
Money Market																		
Cadence-Money Market Accts	AR-0058	Money Market		01/31/21	Open	101	None	101	0.0700	0.0700	1.000000	210,194,488.52	210,194,488.52	0.00	1.000000	67,959,556.36	67,959,556.36	0.00
MB31-MBIA FBC ASSIST DIST #9	AR-0062	Money Market		03/11/22	Open	2000	None	2000	0.8130	0.8130	1.000000	2,000,000.00	2,000,000.00	0.00	1.000000	2,002,543.29	2,002,543.29	0.00
MB32-MBIA FBC ASSIST DIST #11	AR-0063	Money Market		03/11/22	Open	2000	None	2000	0.8130	0.8130	1.000000	3,000,000.00	3,000,000.00	0.00	1.000000	4,004,447.15	4,004,447.15	0.00
MB36-MBIA FEE OFFICER	AR-0065	Money Market		03/14/22	Open	2000	None	2000	0.8130	0.8130	1.000000	3,000,000.00	3,000,000.00	0.00	1.000000	1,751,165.04	1,751,165.04	0.00
MB37-MBIA FBC ASSIST DIST #7	AR-0066	Money Market		03/14/22	Open	2000	None	2000	0.8130	0.8130	1.000000	1,000,000.00	1,000,000.00	0.00	1.000000	1,001,252.63	1,001,252.63	0.00
MB38-MBIA 2020A FBC TAX NOTE	AR-0067	Money Market		03/14/22	Open	2000	None	2000	0.8130	0.8130	1.000000	2,000,000.00	2,000,000.00	0.00	1.000000	2,002,505.25	2,002,505.25	0.00
MB34-MBIA CERT OF OBLIGATION 22	AR-0068	Money Market		03/03/22	Open	2000	None	2000	0.8130	0.8130	1.000000	10,000,000.00	10,000,000.00	0.00	1.000000	1,507,226.39	1,507,226.39	0.00
MB35-MBIA MOBILITY PROJ. 2022	AR-0069	Money Market		03/28/22	Open	2000	None	2000	0.8130	0.8130	1.000000	15,000,000.00	15,000,000.00	0.00	1.000000	8,012,487.87	8,012,487.87	0.00
Money Market Total									**0.2408**	**0.2408**	**1.000000**	**246,194,488.52**	**246,194,488.52**	**0.00**	**1.000000**	**88,241,183.98**	**88,241,183.98**	**0.00**
State Pool																		
MB02-MBIA General	AR-0015	State Pool		11/01/08	Open	2000	None	2000	0.8130	0.8130	1.000000	17,374,917.83	17,374,917.83	0.00	1.000000	74,166,373.52	74,166,373.52	0.00
MB03-MBIA Road & Bridge	AR-0016	State Pool		11/01/08	Open	2000	None	2000	0.8130	0.8130	1.000000	2,856,438.24	2,856,438.24	0.00	1.000000	4,083,740.40	4,083,740.40	0.00
MB04-MBIA Drainage	AR-0017	State Pool		11/01/08	Open	2000	None	2000	0.8130	0.8130	1.000000	1,267,218.21	1,267,218.21	0.00	1.000000	12,812,813.29	12,812,813.29	0.00
MB06-MBIA Toll Rd. Operations	AR-0019	State Pool		11/01/08	Open	2000	None	2000	0.8130	0.8130	1.000000	3,143,377.27	3,143,377.27	0.00	1.000000	69,109,798.94	69,109,798.94	0.00
TT00-TX TERM General	AR-0022	State Pool		11/01/08	Open	2005	None	2005	0.6800	0.6800	1.000000	10,006,437.87	10,006,437.87	0.00	1.000000	1,072.94	1,072.94	0.00
TT02-TX TERM Toll Rd. Operation	AR-0024	State Pool		11/01/08	Open	2005	None	2005	0.6800	0.6800	0.000000	0.00	0.00	0.00	1.000000	1,071.72	1,071.72	0.00
TT04-TX TERM Road & Bridge	AR-0026	State Pool		11/01/08	Open	2005	None	2005	0.6800	0.6800	1.000000	10,463.28	10,463.28	0.00	1.000000	1,069.77	1,069.77	0.00
TT05-TX TERM Drainage	AR-0027	State Pool		11/01/08	Open	2005	None	2005	0.6800	0.6800	1.000000	109,774.61	109,774.61	0.00	1.000000	354.89	354.89	0.00
LOG1-Logic- General	AR-0028	State Pool		11/10/08	Open	200	None	200	0.8113	0.8113	1.000000	10,000,000.00	10,000,000.00	0.00	1.000000	115,905,179.18	115,905,179.18	0.00
LOG2-Logic-Toll Rd.Operations	AR-0029	State Pool		11/10/08	Open	200	None	200	0.8113	0.8113	1.000000	2,000,000.00	2,000,000.00	0.00	1.000000	40,188,968.72	40,188,968.72	0.00
LOG5-Logic-Drainage	AR-0032	State Pool		11/10/08	Open	200	None	200	0.8113	0.8113	1.000000	500,000.00	500,000.00	0.00	1.000000	8,033,329.97	8,033,329.97	0.00
LOG8-Logic-Road & Bridge	AR-0035	State Pool		11/10/08	Open	200	None	200	0.8113	0.8113	1.000000	1,000,000.00	1,000,000.00	0.00	1.000000	10,538,591.14	10,538,591.14	0.00
MB12-MBIA ESD 100 AGREEMENT	AR-0041	State Pool		08/31/16	Open	2000	None	2000	0.8130	0.8130	1.000000	3,900,000.00	3,900,000.00	0.00	1.000000	8,001,542.80	8,001,542.80	0.00
MB13-MBIA ASSISTANCE DIST #1	AR-0042	State Pool		08/31/16	Open	2000	None	2000	0.8130	0.8130	1.000000	10,000,000.00	10,000,000.00	0.00	1.000000	9,013,202.78	9,013,202.78	0.00
MB14-MBIA GR PARKWAY OPERATIONS	AR-0043	State Pool		08/31/16	Open	2000	None	2000	0.8130	0.8130	1.000000	8,500,000.00	8,500,000.00	0.00	1.000000	46,187,252.57	46,187,252.57	0.00
MB17 - SR LIEN BOND 2016	AR-0046	State Pool		12/09/16	Open	2000	None	2000	0.8130	0.8130	1.000000	35,000,000.00	35,000,000.00	0.00	1.000000	1,526,641.86	1,526,641.86	0.00
LO10-LOGIC-COUNTY'S CARE ACT	AR-0047	State Pool		05/12/20	Open	200	None	200	0.8113	0.8113	1.000000	67,000,000.00	67,000,000.00	0.00	1.000000	6,012,919.31	6,012,919.31	0.00
MB18-MBIA COUNTY'S CARES ACT	AR-0048	State Pool		05/12/20	Open	2000	None	2000	0.8130	0.8130	1.000000	67,000,000.00	67,000,000.00	0.00	1.000000	26,567,502.15	26,567,502.15	0.00
MB19-MBIA FBC ASSIST. DIST. #2	AR-0049	State Pool		05/13/20	Open	2000	None	2000	0.8130	0.8130	1.000000	2,500,000.00	2,500,000.00	0.00	1.000000	7,517,637.94	7,517,637.94	0.00
MB20- MBIA FBC ASSIST. DIST. #4	AR-0050	State Pool		05/13/20	Open	2000	None	2000	0.8130	0.8130	1.000000	1,250,000.00	1,250,000.00	0.00	1.000000	1,255,423.78	1,255,423.78	0.00
MB21-MBIA FBC ASSIST. DIST. #6	AR-0051	State Pool		05/13/20	Open	2000	None	2000	0.8130	0.8130	1.000000	2,000,000.00	2,000,000.00	0.00	1.000000	3,009,310.07	3,009,310.07	0.00
MB23-MBIA JUVENILE	AR-0053	State Pool		05/13/20	Open	2000	None	2000	0.8130	0.8130	1.000000	8,000,000.00	8,000,000.00	0.00	1.000000	11,519,885.57	11,519,885.57	0.00
MB24-MBIA DEBT SERVICE	AR-0054	State Pool		05/13/20	Open	2000	None	2000	0.8130	0.8130	1.000000	21,000,000.00	21,000,000.00	0.00	1.000000	26,553,737.43	26,553,737.43	0.00
MB25-MBIA DRAINAGE DEBT SERVICE	AR-0055	State Pool		05/13/20	Open	2000	None	2000	0.8130	0.8130	1.000000	1,000,000.00	1,000,000.00	0.00	1.000000	3,508,378.15	3,508,378.15	0.00
MB26-FACILITIES BOND 2018	AR-0056	State Pool		05/13/20	Open	2000	None	2000	0.8130	0.8130	1.000000	14,000,000.00	14,000,000.00	0.00	1.000000	7,049,326.72	7,049,326.72	0.00
MB27-MBIA TX HERITAGE PARKWAY	AR-0057	State Pool		05/13/20	Open	2000	None	2000	0.8130	0.8130	1.000000	17,000,000.00	17,000,000.00	0.00	1.000000	2,513,910.08	2,513,910.08	0.00
MB28-MBIA GRAND PARKWAY 2021	AR-0059	State Pool		08/02/21	Open	2000	None	2000	0.8130	0.8130	1.000000	25,000,000.00	25,000,000.00	0.00	1.000000	28,050,203.96	28,050,203.96	0.00
MB29-MBIA SR LIEN TOLL RD 2021	AR-0060	State Pool		08/02/21	Open	2000	None	2000	0.8130	0.8130	1.000000	68,000,000.00	68,000,000.00	0.00	1.000000	60,113,600.78	60,113,600.78	0.00
MB30-MBIA FLOOD PRO DRAINAGE 20	AR-0061	State Pool		08/02/21	Open	2000	None	2000	0.4720	0.4720	1.000000	10,000,000.00	10,000,000.00	0.00	1.000000	16,026,148.93	16,026,148.93	0.00
LO11-Logic-Moblity Proj 2022	AR-0070	State Pool		04/01/22	Open	200	None	200	0.8113	0.8113	1.000000	11,000,000.00	11,000,000.00	0.00	1.000000	11,011,375.01	11,011,375.01	0.00
LO12-Logic-Cert of Oblig 22	AR-0071	State Pool		04/01/22	Open	200	None	200	0.8113	0.8113	1.000000	11,000,000.00	11,000,000.00	0.00	1.000000	11,011,375.01	11,011,375.01	0.00
State Pool Total									**0.8037**	**0.8037**	**1.000000**	**431,418,627.31**	**431,418,627.31**	**0.00**	**1.000000**	**621,291,739.38**	**621,291,739.38**	**0.00**
Investment Total									**0.7337**	**0.7337**	**1.000000**	**677,613,115.83**	**677,613,115.83**	**0.00**	**1.000000**	**709,532,923.36**	**709,532,923.36**	**0.00**

Open Investments
Ft. Bend County
Effective Interest - Actual Life
Receipts in Period
05/31/22

Showing Ending Par Val/Shares: $709,532,923.36



FBC INVESTMENT TRAILING 12 MONTHS

Open Investments		FARMERS MAC DN	FFCB	FHLB	FHLMC	FNMA	FNMA DISCOUNT NOTE	State Pool	Prosperity Money Market	Prosperity - Invst. Acct.
$ 610,843,006	5/31/2021	$ -	$ -	$ -	$ -	$ -	$ -	$ 327,053,566	$ 283,789,440	$ -
$ 590,550,613	6/30/2021	$ -	$ -	$ -	$ -	$ -	$ -	$ 302,069,061	$ 288,481,552	$ -
$ 695,339,819	7/31/2021	$ -	$ -	$ -	$ -	$ -	$ -	$ 395,587,723	$ 299,752,096	$ -
$ 639,189,312	8/31/2021	$ -	$ -	$ -	$ -	$ -	$ -	$ 472,609,124	$ 166,580,188	$ -
$ 615,430,996	9/30/2021	$ -	$ -	$ -	$ -	$ -	$ -	$ 473,626,947	$ 141,804,049	$ -
$ 590,225,881	10/31/2021	$ -	$ -	$ -	$ -	$ -	$ -	$ 463,627,607	$ 126,598,274	$ -
$ 549,809,193	11/30/2021	$ -	$ -	$ -	$ -	$ -	$ -	$ 439,646,883	$ 126,598,274	$ -
$ 561,165,551	12/31/2021	$ -	$ -	$ -	$ -	$ -	$ -	$ 439,672,912	$ 121,492,639	$ -
$ 738,368,878	1/31/2022	$ -	$ -	$ -	$ -	$ -	$ -	$ 591,714,806	$ 146,654,072	$ -
$ 748,933,656	2/28/2022	$ -	$ -	$ -	$ -	$ -	$ -	$ 617,274,169	$ 131,659,487	$ -
$ 777,559,316	3/31/2022	$ -	$ -	$ -	$ -	$ -	$ -	$ 653,121,342	$ 124,437,974	$ -
$ 743,346,280	4/30/2022	$ -	$ -	$ -	$ -	$ -	$ -	$ 672,068,903	$ 71,277,377	$ -
$ 709,532,923	5/31/2022	$ -	$ -	$ -	$ -	$ -	$ -	$ 641,573,367	$ 67,959,556	$ -

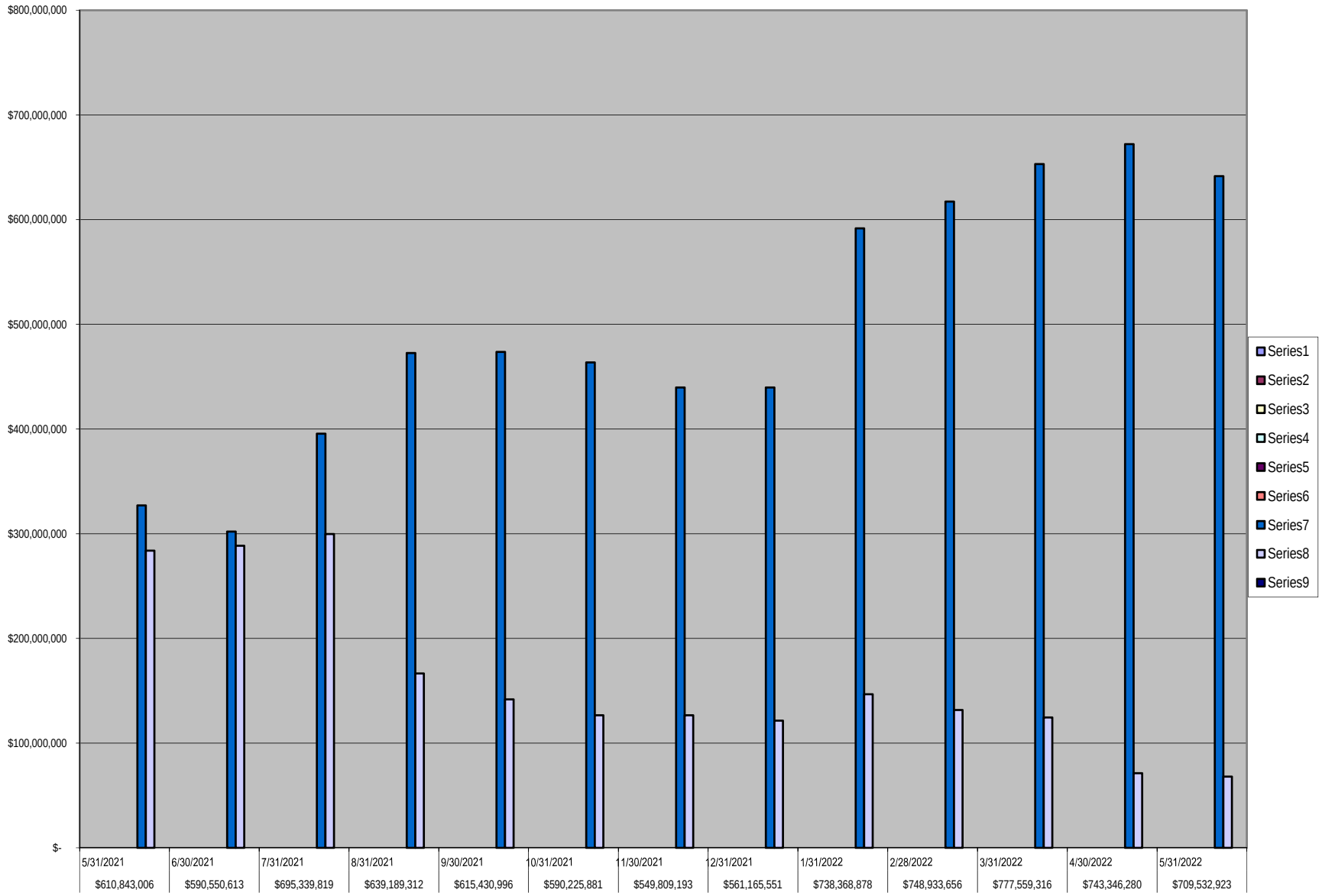
$800,000,000
$700,000,000
$600,000,000
$500,000,000
$400,000,000
$300,000,000
$200,000,000
$100,000,000
$-
5/31/2021
$610,843,006
6/30/2021
$590,550,613
7/31/2021
$695,339,819
8/31/2021
$639,189,312
9/30/2021
$615,430,996
10/31/2021
$590,225,881
11/30/2021
$549,809,193
12/31/2021
$561,165,551
1/31/2022
$738,368,878
2/28/2022
$748,933,656
3/31/2022
$777,559,316
4/30/2022
$743,346,280
5/31/2022
$709,532,923
Series1
Series2
Series3
Series4
Series5
Series6
Series7
Series8
Series9

CADENCE

05/13/2022

To Whom It May Concern,

In accordance with Cadence Bank's Depository Bid, the interest rate for the month of May 2022 is a fixed rate of 0.07% for all Fort Bend County interest-bearing accounts.

Sincerely,

Jessica Escamilla

Jessica Escamilla
Client Support Partner
Cadence Bank N.A.

Texas CLASS®

Texas CLASS

AVERAGE MONTHLY YIELD: 0.8130%

Date	Texas CLASS Dividend Rate	Daily Yield
05/01/2022	0.000000000	0.5200%
05/02/2022	0.000014384	0.5250%
05/03/2022	0.000014777	0.5394%
05/04/2022	0.000015030	0.5486%
05/05/2022	0.000016167	0.5901%
05/06/2022	0.000061023	0.7425%
05/07/2022	0.000000000	0.7425%
05/08/2022	0.000000000	0.7425%
05/09/2022	0.000021713	0.7925%
05/10/2022	0.000022533	0.8224%
05/11/2022	0.000022851	0.8340%
05/12/2022	0.000023285	0.8499%
05/13/2022	0.000071433	0.8691%
05/14/2022	0.000000000	0.8691%
05/15/2022	0.000000000	0.8691%
05/16/2022	0.000023850	0.8706%
05/17/2022	0.000024217	0.8839%
05/18/2022	0.000024336	0.8882%
05/19/2022	0.000024220	0.8840%
05/20/2022	0.000072450	0.8815%
05/21/2022	0.000000000	0.8815%
05/22/2022	0.000000000	0.8815%
05/23/2022	0.000024356	0.8890%
05/24/2022	0.000024244	0.8849%
05/25/2022	0.000024582	0.8973%
05/26/2022	0.000024835	0.9065%
05/27/2022	0.000100728	0.9191%
05/28/2022	0.000000000	0.9192%
05/29/2022	0.000000000	0.9192%
05/30/2022	0.000000000	0.9192%
05/31/2022	0.000025212	0.9202%

Performance results are shown net of all fees and expenses and reflect the reinvestment of dividends and other earnings. Many factors affect performance including changes in market conditions and interest rates and in response to other economic, political, or financial developments. Investment involves risk including the possible loss of principal. No assurance can be given that the performance objectives of a given strategy will be achieved. **Past performance is no guarantee of future results. Any financial and/or investment decision may incur losses.**

May 31, 2022

TexasDAILY

Current Yield[1]: 0.78%

Historical Rates Monthly Distribution Yields[2]

	2012	2013	2014	2015	2016	2017	2018	2019	2020	2021	2022
January	0.08%	0.12%	0.04%	0.07%	0.35%	0.58%	1.34%	2.40%	1.61%	0.07%	0.02%
February	0.10%	0.10%	0.04%	0.08%	0.39%	0.59%	1.40%	2.40%	1.58%	0.05%	0.02%
March	0.10%	0.10%	0.04%	0.09%	0.41%	0.66%	1.50%	2.41%	1.20%	0.05%	0.14%
April	0.10%	0.08%	0.04%	0.09%	0.42%	0.75%	1.65%	2.42%	0.83%	0.05%	0.30%
May	0.12%	0.08%	0.04%	0.09%	0.43%	0.76%	1.75%	2.41%	0.41%	0.04%	0.68%
June	0.13%	0.05%	0.04%	0.09%	0.44%	0.85%	1.85%	2.41%	0.24%	0.03%	
July	0.13%	0.05%	0.05%	0.10%	0.45%	0.96%	1.96%	2.38%	0.22%	0.02%	
August	0.13%	0.05%	0.06%	0.11%	0.47%	1.00%	1.99%	2.21%	0.16%	0.02%	
September	0.13%	0.05%	0.06%	0.13%	0.50%	1.03%	2.03%	2.15%	0.14%	0.02%	
October	0.13%	0.04%	0.06%	0.15%	0.47%	1.05%	2.15%	1.97%	0.12%	0.02%	
November	0.13%	0.04%	0.06%	0.15%	0.45%	1.09%	2.21%	1.74%	0.10%	0.02%	
December	0.13%	0.04%	0.07%	0.23%	0.50%	1.21%	2.32%	1.66%	0.09%	0.02%	

Call toll-free
1-866-839-8376

Past performance is not indicative of future results and yields may vary.

(1) The current yield, which is also known as the current annualized yield or current seven-day yield, represents the net change, exclusive of capital changes and income other than investment income, in the value of a hypothetical account with a balance of one share (normally $1.00 per share) over a seven-day base period expressed as a percentage of the value of one share at the beginning of the seven-day period. This resulting net change in account value is then annualized by multiplying it by 365 and dividing the result by 7. The yields shown may reflect fee waivers by service providers that subsidize and reduce the total operating expenses of the TexasDAILY portfolio. Portfolio yields would be lower if there were no such waivers.

(2) The monthly distribution yield represents the sum of a month's one-day allocation factors divided by the number of days in that month, and multiplied by 365. The yields shown may reflect fee waivers by service providers that subsidize and reduce the total operating expenses of the TexasDAILY portfolio. Portfolio yields would be lower if there were no such waivers.

This information is for institutional investors, not for further distribution to retail investors, and does not represent an offer to sell or a solicitation of an offer to buy or sell any fund or other security. Investors should consider the Texas Range Investment Program's (the "Program's") investment objectives, risks, charges and expenses before investing. This and other information about the Program is available in the Program's Information Statement, which should be read carefully before investing. A copy of the Program's Information Statement may be obtained by calling 1-866-839-8376 or is available on the Program's website at www.texas-range.com. While TexasDAILY and TexasDAILY Select seek to maintain a stable net asset value of $1.00 per share and TexasTERM seeks to achieve a net asset value of $1.00 per share at its stated maturity, it is possible to lose money investing in the Program. An investment in the Program is not insured or guaranteed by the Federal Deposit Insurance Corporation or any other governmental agency. Shares of the Program are distributed by ***PFM Fund Distributors, Inc.****, member Financial Industry Regulatory Authority (FINRA) (www.finra.org) and Securities Investor Protection Corporation (SIPC) (www.sipc.org). PFM Fund Distributors, Inc. is an affiliate of PFM Asset Management LLC.*

LOGIC VERSUS 90-DAY TREASURY BILL

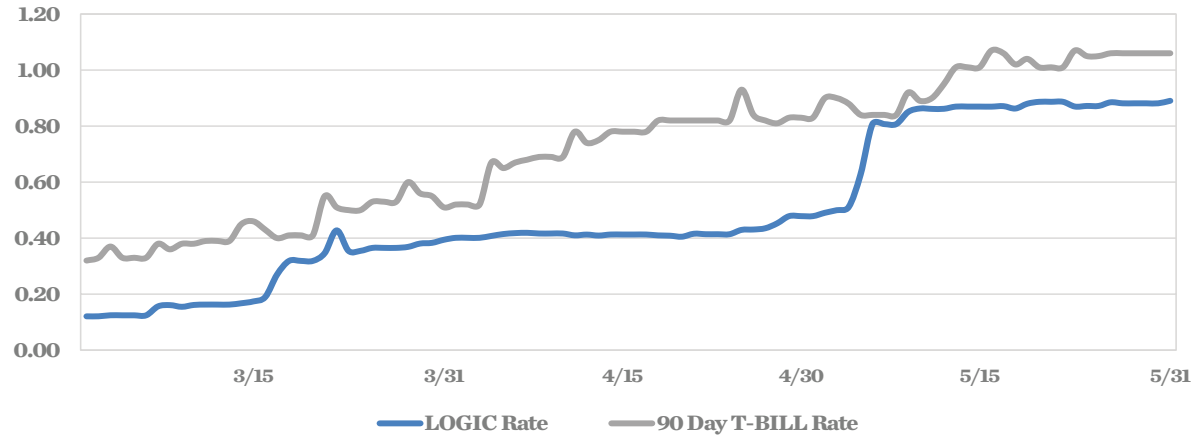

This material is for information purposes only. This information does not represent an offer to buy or sell a security. The above rate information is obtained from sources that are believed to be reliable; however, its accuracy or completeness may be subject to change. The LOGIC management fee may be waived in full or in part at the discretion of the LOGIC co-administrators and the LOGIC rate for the period shown reflects waiver of fees. This table represents historical investment performance/return to the customer, net of fees, and is not an indication of future performance. An investment in the security is not insured or guaranteed by the Federal Deposit Insurance Corporation or any other government agency. Although the issuer seeks to preserve the value of an investment of $1.00 per share, it is possible to lose money by investing in the security. Information about these and other program details are in the fund's Information Statement which should be read carefully before investing. The yield on the 90-Day Treasury Bill ("T-Bill Yield") is shown for comparative purposes only. When comparing the investment returns of the LOGIC pool to the T-Bill Yield, you should know that the LOGIC pool consists of allocations of specific diversified securities as detailed in the respective Information Statements. The T-Bill Yield is taken from Bloomberg Finance L.P. and represents the daily closing yield on the then current 90-Day T-Bill. The LOGIC yield is calculated in accordance with regulations governing the registration of open-end management investment companies under the Investment Company Act of 1940 as promulgated from time to time by the federal Securities and Exchange Commission.

DAILY SUMMARY FOR MAY 2022

DATE	MNY MKT FUND EQUIV. [SEC Std.]	DAILY ALLOCATION FACTOR	INVESTED BALANCE	MARKET VALUE PER SHARE	WAM DAYS (1)	WAL DAYS (2)
5/1/2022	0.4786%	0.000013113	$8,897,334,914.79	0.999453	32	76
5/2/2022	0.4905%	0.000013439	$8,902,633,945.69	0.999461	33	76
5/3/2022	0.4998%	0.000013694	$8,859,305,553.98	0.999446	33	76
5/4/2022	0.5109%	0.000013997	$8,850,587,896.57	0.999429	33	76
5/5/2022	0.6274%	0.000017188	$8,836,705,453.97	0.999443	33	76
5/6/2022	0.8071%	0.000022111	$8,815,724,829.25	0.999421	35	76
5/7/2022	0.8071%	0.000022111	$8,815,724,829.25	0.999421	35	76
5/8/2022	0.8071%	0.000022111	$8,815,724,829.25	0.999421	35	76
5/9/2022	0.8506%	0.000023305	$8,815,108,223.72	0.999476	35	76
5/10/2022	0.8629%	0.000023641	$8,801,174,102.40	0.999484	34	75
5/11/2022	0.8614%	0.000023601	$8,828,792,129.23	0.999493	34	74
5/12/2022	0.8617%	0.000023608	$8,797,825,612.39	0.999507	34	74
5/13/2022	0.8696%	0.000023825	$8,852,577,728.57	0.999481	33	72
5/14/2022	0.8696%	0.000023825	$8,852,577,728.57	0.999481	33	72
5/15/2022	0.8696%	0.000023825	$8,852,577,728.57	0.999481	33	72
5/16/2022	0.8694%	0.000023820	$8,778,178,885.99	0.999525	32	70
5/17/2022	0.8712%	0.000023868	$8,798,587,816.75	0.999528	32	70
5/18/2022	0.8827%	0.000024183	$8,801,516,973.03	0.999528	33	71
5/19/2022	0.8798%	0.000024104	$8,799,564,292.68	0.999525	33	71
5/20/2022	0.8867%	0.000024294	$8,731,729,089.26	0.999492	33	70
5/21/2022	0.8867%	0.000024294	$8,731,729,089.26	0.999492	33	70
5/22/2022	0.8867%	0.000024294	$8,731,729,089.26	0.999492	33	70
5/23/2022	0.8698%	0.000023829	$8,764,673,973.37	0.999549	32	69
5/24/2022	0.8719%	0.000023889	$8,734,859,609.62	0.999554	32	69
5/25/2022	0.8719%	0.000023888	$8,779,008,477.91	0.999561	31	68
5/26/2022	0.8849%	0.000024243	$8,790,803,852.71	0.999571	32	68
5/27/2022	0.8813%	0.000024145	$8,712,381,665.86	0.999529	31	65
5/28/2022	0.8813%	0.000024145	$8,712,381,665.86	0.999529	31	65
5/29/2022	0.8813%	0.000024145	$8,712,381,665.86	0.999529	31	65
5/30/2022	0.8813%	0.000024145	$8,712,381,665.86	0.999529	31	65
5/31/2022	0.8902%	0.000024388	$8,685,166,124.58	0.999592	31	66
Average	**0.8113%**	**0.000022228**	**$8,792,627,401.42**		**33**	**71**

Cadence Bank
Money Market Accounts
May 31, 2022

FUND	DESCRIPTION	BEGINNING BALANCE	DEPOSITS	WITH-DRAWALS	INTEREST	ENDING BALANCE
100	General Operating	16,510,922.11	64,899,505.51	57,423,171.88	1,184.31	23,988,440.05
150	Juvenile Operations	1,400,864.48	60,628.92	1,260,788.33	39.76	200,744.83
155	Road & Bridge	1,695,131.71	922,620.19	2,331,666.94	54.68	286,139.64
160	Drainage District	803,861.81	24,059.04	593,404.66	27.76	234,543.95
165	Lateral Road	1,324,607.86	-		78.75	1,324,686.61
170	Statue Restoration	4,621.74	-	-	0.27	4,622.01
175	City Water Assistance	2,700.05	203.00	-	0.17	2,903.22
185	Entex Contributions	4.71	-	-	-	4.71
190	H L & P Assistance	27,877.09	-	1,165.02	1.63	26,713.70
195	County Law Library	1,271,777.15	30,807.84	47,532.62	74.64	1,255,127.01
200	Law Enforcement Academy	618,309.10	390.00	2,931.01	36.68	615,804.77
205	Surface Water Supply Corp.	8,352.97	-	-	0.50	8,353.47
206	Industrial Development Corp	3,433.71	-	-	0.20	3,433.91
207	FBC Historical Commission	7,206.75	-	-	0.43	7,207.18
215	Library Donations	107,995.38	2,704.06	2,097.90	6.46	108,608.00
225	FBC Asset Forfei.Task-State	1,279,432.11	27,455.42	9,450.01	76.84	1,297,514.36
235	Probate Court Training	161,273.47	1,070.02	-	9.63	162,353.12
245	Alert Program-Juvenile	55,836.00	-	-	3.32	55,839.32
255	D A Asset Forfeiture-Fed.	55.54	-	-	-	55.54
265	Gus George Memorial	4,698.04		-	0.28	4,698.32
275	D A Special Fund Run	8,166.13	-	-	0.49	8,166.62
280	Co.Atty.Supplemental Salary	236,141.69	-	5,917.18	13.82	230,238.33
290	VIT Interest (Tax Coll)	83,301.24	8,522.05	10,248.96	4.87	81,579.20
300	FBC Elections	478,368.77	107,971.98	165,213.23	28.81	421,156.33
305	FBC Asset Forfie.Task-Fed.	15,616.21	-	9,622.29	0.52	5,994.44
310	Sheriff Ofc/Forfei.Assets-St.	757,192.20	14,720.14	92,506.34	42.06	679,448.06
315	Sheriff Ofc/Forfei.Assets-Fed.	48,543.25	4,512.00	4,000.00	2.90	49,058.15
320	Constable Pct. 2 F/A	24.08	-	-	-	24.08
322	Constable Pct 3 F/A	7,132.03	1,131.60	-	0.44	8,264.07
324	Constable Pct 1 F/A	0.76	-	-	-	0.76
332	Fire Marshal St. Ass't. Forfeiture	704.50	-	-	0.04	704.54
335	DA Asset Forfeit.-State	808,030.14	-	10,229.83	47.76	797,848.07
360	Law Enforcement Training	168,887.52	-	9,796.51	9.90	159,100.91
390	Child Protective Service IV-E	62,822.47	-	7,656.75	3.55	-55,169.27

Cadence Bank
Money Market Accounts
May 31, 2022

402	Hope 3 Program Sales	61.06	-	-	-	61.06
410	Child Support IVD Reimb.	165,298.37	-	-	9.83	165,308.20
415	Local Law Enf.Block Grant	106,455.87	-	40,426.90	4.94	66,033.91
440	Supervision	4,210,679.25	251,768.89	411,767.94	243.91	4,050,924.11
470	FBC Assist District #16	34,327.57	5,091.08	989.26	2.21	38,431.60
471	FBC Assist District #17	1,779.51	181.85	-	0.11	1,961.47
472	FBC Assist District #18	32,133.62	3,268.50	-	2.03	35,404.15
473	FBC Assist District #19	48,861.14	7,867.13	5,338.29	3.08	51,393.06
474	FBC Assist District #20	257,995.13	13,901.83	5,620.23	15.77	266,292.50
475	FBC Assist District #21	4,345.75	408.10	-	0.27	4,754.12
476	FBC Assist District #22	674,067.55	37,737.75	-	41.45	711,846.75
600/605	Debt Service Account	2,219,255.50	155,151.01	1,039,904.13	83.67	1,334,586.05
610	Drainage Debt Service	892,626.60	4,879.26	-	53.22	897,559.08
750	Mission Bend/Four Corners	380,752.93	-	2,740.47	22.60	378,035.06
756	2018 Facilities Bond Projects	557,696.24	1,003,000.00	1,048,341.26	32.76	512,387.74
764	2020 Drainage Flood Projects	1,410,028.33	-	61,710.02	82.02	1,348,400.33
766	2020 Mobility - Tx Heritage Pkwy	176,159.61	500,000.00	309,183.31	13.03	366,989.33
768	2020A Tax Notes	1,291,373.99	-	-	76.77	1,291,450.76
771	2021 Tax Note Account	140,942.82	-	-	8.38	140,951.20
772	Certificate of Obligation 2022	164,114.65	6,500,000.00	5,808,109.85	38.58	856,043.38
774	2022 Mobility Projects	1,045,241.47	3,387,993.38	3,436,305.66	48.54	996,977.73
802	Sr. Lien Toll Rd Rev Bonds 2016	1,211,896.20	1,500,000.00	2,488,668.05	29.47	223,257.62
803	2021 FBCTRA Bond Projects	644,361.97	6,500,000.00	6,620,377.31	33.33	524,017.99
807	2021 Grand Pkwy Toll Rd Projects	896,770.28	3,337,564.00	3,081,670.78	44.37	1,152,707.87
810	Toll Road Operations	5,317,298.05	4,324,025.58	4,349,516.77	186.42	5,291,993.28
815	Grand Pkwy Toll Road Ops	3,513,251.00	2,637,343.84	2,964,399.15	117.70	3,186,313.39
990	County's Cares Act	604,130.21	4,480,177.22	4,805,310.92	38.78	279,035.29
TREA	Treasurer's Account	17.19	13,580,315.68	13,326,353.87	25.97	254,004.97
INVE	FBC Investment Account	-	12,750,000.00	12,750,000.00	-	-
850M	Boon-Chapman Medical	1,301,649.46	4,006,352.58	4,357,783.44	117.67	950,336.27
850D	Boon-Chapman Dental	1,077,598.12	49,666.22	228,708.63	58.38	898,614.09
882	Boon-Chapman 125	302,191.22	75,346.22	67,511.11	18.15	310,044.48
884	Fee Officer's Account	2,350,047.67	1,918,609.03	2,857,288.89	-	1,411,367.81
912	JP Credit Card Processing	55,449.92	303,750.40	278,217.63	4.12	80,986.81
908	EMS Credit Card Processing	66,492.68	66,917.50	70,990.58	5.19	62,424.79

Cadence Bank
Money Market Accounts
May 31, 2022

DACC	D A Credit Card Processing	19,527.01	17,657.35	24,816.76	0.53	12,368.13
PTCC	Public Transportation Credit Cards	2,465.14	9,288.58	6,774.60	0.15	4,979.27
CSCC	CSCD Credit Card	259,371.16	276,417.28	288,219.97	13.83	247,582.30
LBCC	Library Credit Card	688.27	7,493.51	6,363.98	0.12	1,817.92
JUCC	Juvenile Credit Card	1,424.94	1,900.00	1,910.04	0.03	1,414.93
SOCC	Sheriff Credit Card	21,171.24	31,874.76	25,671.00	1.22	27,376.22
TRCC	Toll Road Permit Credit Card	650.03	3,115.91	2,915.94	0.03	850.03
130	Assistant Dist Number 1	1,346,564.48	603,663.51	1,003,882.50	50.07	946,395.56
131	Assistant Dist Number 2	1,237,827.94	275,636.00	1,000,000.00	31.85	513,495.79
133	Assistant Dist Number 4	579,781.90	116,730.91	-	38.72	696,551.53
134	Assistant Dist Number 5	487,273.39	14,534.70	-	29.50	501,837.59
135	Assistant Dist Number 6	1,286,703.98	188,431.25	1,004,427.50	31.46	470,739.19
136	Assistant Dist Number 7	673,023.72	137,326.87	52,305.53	44.21	758,089.27
137	Assistant Dist Number 8	108,458.27	5,327.11	2,126.44	6.58	111,665.52
138	Assistant Dist Number 9	734,795.68	136,893.26	2,100.00	48.56	869,637.50
139	Assistant Dist Number 10	818,744.37	134,719.72	201,760.04	48.14	751,752.19
140	Assistant Dist Number 11	1,357,103.60	243,489.18	1,000,000.00	37.77	600,630.55
141	Assistant District Number 12	-	2,624.01	-	0.07	2,624.08
145	Emergency Svc Dist 100	3,135,583.28	-	2,000,000.00	82.86	1,135,666.14
CCCA	Non Fee Officer CC Clearing Acct	35,707.61	80,791.05	88,976.60	1.57	27,523.63
JPMT	Juror Payments	17,350.85	36,974.00	41,380.85	1.07	12,945.07
EPEC	Engineering Permitting E-Check	3,740.24	21,220.00	18,175.24	0.23	6,785.23
JP41	JP 4 E-Filing	1,551.17	16,713.00	15,784.17	0.17	2,480.17
JP12	JP 1-2 E-Filing	2,482.05	5,755.00	7,106.05	0.08	1,131.08
JP21	JP 2-1 E-Filing	3,162.16	16,440.50	16,402.66	0.21	3,200.21
JP11	JP 1-1 E-Filing	0.04	6,968.75	5,862.79	0.06	1,106.06
JP31	JP 3 E-Filing	2,494.18	15,134.25	14,659.43	0.16	2,969.16
	EMS Patient Acct Svcs ACH	556.60	478,339.88	478,896.48	0.03	0.03
	Change Fund Clearing Acct	(200.00)	2,448.00	2,248.00	-	-
DCJS	DC Jury Summons Postage	20,000.42	-	0.42	1.19	20,001.19
	Elections CC Account	130.00	518.00	150.00	0.02	498.02
	Total	71,277,377.42	136,396,045.16	139,717,550.90	3,684.68	67,959,556.36

Investment Report
Ft. Bend County
06/01/22 - 06/30/22

This report summarizes the investment position of Ft. Bend County for the period 06/01/22 to 06/30/22.

	05/31/22	06/30/22
Book Value	709,532,923.36	756,138,796.23
Market Value	709,532,923.36	756,138,796.23
Par Value	709,532,923.36	756,138,796.23
Change in Market Value		0.00
Weighted Average Maturity (in Days)	0	0
Weighted Average Yield-to-Maturity of Portfolio	0.7414%	0.6413%
Yield-to-Maturity of 90 Day T-Bill	1.0530%	1.6000%
Accrued Interest		0.00

This report is presented in accordance with the Texas Government Code Title 10 Section 2256.023. The below signed hereby certify that, to the best of their knowledge on the date this report was created, Ft. Bend County is in compliance with the provisions of Government Code 2256 and with the stated policies and strategies of Ft. Bend County.

Pamela Gubbels

Director of Finance & Investments

7-29-2022

Date

County Treasurer

8-1-2022

Date

Investment Report
Ft. Bend County
06/01/22 - 06/30/22

Portfolio Composition - 05/31/22

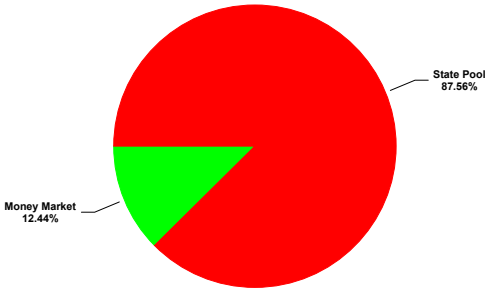

Portfolio Composition - 06/30/22



Maturity Aging - 05/31/22 vs 06/30/22

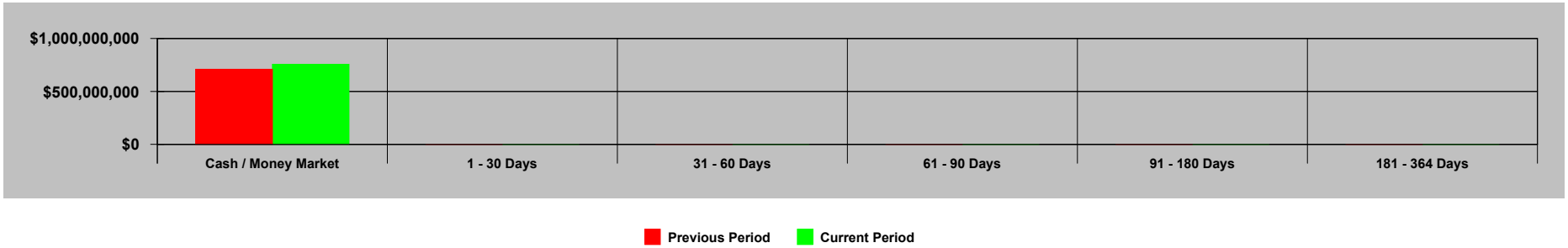

Portfolio Performance - 06/01/22 to 06/30/22

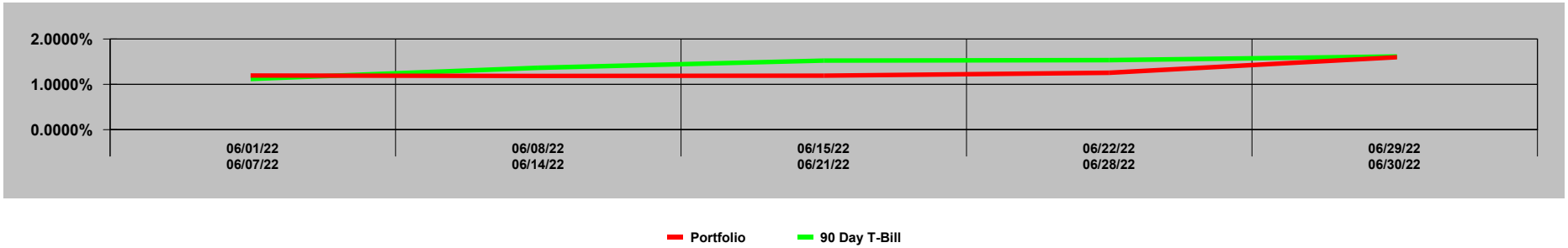

3

GASB 31 Compliance
Ft. Bend County
Effective Interest - Actual Life
Receipts in Period
06/01/22 - 06/30/22

CUSIP	Invest Number	Security Description	Purchase Date	Sale Date	Valuation Method	Yield Earned	Price Source 06/01/22	Beginning Unit Price	Par Value On 06/01/22	Reported Value 06/01/22	Purchase Cost	Sales Proceeds	Ending Unit Price	Par Value On 06/30/22	Price Source 06/30/22	Reported Value 06/30/22	Change in Fair Value	Interest	Net Investment Income
MB02-MBIA General	AR-0015	State Pool	11/01/08	Open	Fair Value	1.1245	Manual	1.000000	74,166,373.52	74,166,373.52	0.00	24,938,912.71	1.000000	49,227,460.81	Manual	49,227,460.81	0.00	59,922.25	59,922.25
MB03-MBIA Road & Bridge	AR-0016	State Pool	11/01/08	Open	Fair Value	1.1236	Manual	1.000000	4,083,740.40	4,083,740.40	0.00	1,997,644.62	1.000000	2,086,095.78	Manual	2,086,095.78	0.00	2,355.38	2,355.38
MB04-MBIA Drainage	AR-0017	State Pool	11/01/08	Open	Fair Value	1.1503	Manual	1.000000	12,812,813.29	12,812,813.29	0.00	1,989,335.15	1.000000	10,823,478.14	Manual	10,823,478.14	0.00	10,664.85	10,664.85
MB06-MBIA Toll Rd. Operations	AR-0019	State Pool	11/01/08	Open	Fair Value	1.0597	Manual	1.000000	69,109,798.94	69,109,798.94	0.00	55,953,742.31	1.000000	13,156,056.63	Manual	13,156,056.63	0.00	46,257.69	46,257.69
TT00-TX TERM General	AR-0022	State Pool	11/01/08	Open	Fair Value	1.0092	Manual	1.000000	1,072.94	1,072.94	0.00	-0.89	1.000000	1,073.83	Manual	1,073.83	0.00	0.89	0.89
TT02-TX TERM Toll Rd. Operation	AR-0024	State Pool	11/01/08	Open	Fair Value	0.9990	Manual	1.000000	1,071.72	1,071.72	0.00	-0.88	1.000000	1,072.60	Manual	1,072.60	0.00	0.88	0.88
TT04-TX TERM Road & Bridge	AR-0026	State Pool	11/01/08	Open	Fair Value	1.0008	Manual	1.000000	1,069.77	1,069.77	0.00	-0.88	1.000000	1,070.65	Manual	1,070.65	0.00	0.88	0.88
TT05-TX TERM Drainage	AR-0027	State Pool	11/01/08	Open	Fair Value	0.9942	Manual	1.000000	354.89	354.89	0.00	-0.29	1.000000	355.18	Manual	355.18	0.00	0.29	0.29
LOG1-Logic- General	AR-0028	State Pool	11/10/08	Open	Fair Value	1.1025	Manual	1.000000	115,905,179.18	115,905,179.18	0.00	69,916,108.64	1.000000	45,989,070.54	Manual	45,989,070.54	0.00	83,891.36	83,891.36
LOG2-Logic-Toll Rd.Operations	AR-0029	State Pool	11/10/08	Open	Fair Value	1.0783	Manual	1.000000	40,188,968.72	40,188,968.72	0.00	29,973,243.00	1.000000	10,215,725.72	Manual	10,215,725.72	0.00	26,757.00	26,757.00
LOG5-Logic-Drainage	AR-0032	State Pool	11/10/08	Open	Fair Value	1.1797	Manual	1.000000	8,033,329.97	8,033,329.97	0.00	-7,789.19	1.000000	8,041,119.16	Manual	8,041,119.16	0.00	7,789.19	7,789.19
LOG8-Logic-Road & Bridge	AR-0035	State Pool	11/10/08	Open	Fair Value	1.1797	Manual	1.000000	10,538,591.14	10,538,591.14	0.00	-10,218.31	1.000000	10,548,809.45	Manual	10,548,809.45	0.00	10,218.31	10,218.31
MB12-MBIA ESD 100 AGREEMENT	AR-0041	State Pool	08/31/16	Open	Fair Value	1.1581	Manual	1.000000	8,001,542.80	8,001,542.80	0.00	-508,092.90	1.000000	8,509,635.70	Manual	8,509,635.70	0.00	8,092.90	8,092.90
MB13-MBIA ASSISTANCE DIST #1	AR-0042	State Pool	08/31/16	Open	Fair Value	1.1681	Manual	1.000000	9,013,202.78	9,013,202.78	0.00	-1,009,133.46	1.000000	10,022,336.24	Manual	10,022,336.24	0.00	9,133.46	9,133.46
MB14-MBIA GR PARKWAY OPERATIONS	AR-0043	State Pool	08/31/16	Open	Fair Value	1.0581	Manual	1.000000	46,187,252.57	46,187,252.57	0.00	37,969,687.61	1.000000	8,217,564.96	Manual	8,217,564.96	0.00	30,312.39	30,312.39
MB17 - SR LIEN BOND 2016	AR-0046	State Pool	12/09/16	Open	Fair Value	1.1394	Manual	1.000000	1,526,641.86	1,526,641.86	0.00	1,298,651.47	1.000000	227,990.39	Manual	227,990.39	0.00	1,348.53	1,348.53
LO10-LOGIC-COUNTY'S CARE ACT	AR-0047	State Pool	05/12/20	Open	Fair Value	1.1797	Manual	1.000000	6,012,919.31	6,012,919.31	0.00	-5,830.17	1.000000	6,018,749.48	Manual	6,018,749.48	0.00	5,830.17	5,830.17
MB18-MBIA COUNTY'S CARES ACT	AR-0048	State Pool	05/12/20	Open	Fair Value	1.0865	Manual	1.000000	26,567,502.15	26,567,502.15	0.00	14,454,764.72	1.000000	12,112,737.43	Manual	12,112,737.43	0.00	45,235.28	45,235.28
MB19-MBIA FBC ASSIST. DIST. #2	AR-0049	State Pool	05/13/20	Open	Fair Value	1.1581	Manual	1.000000	7,517,637.94	7,517,637.94	0.00	-7,156.28	1.000000	7,524,794.22	Manual	7,524,794.22	0.00	7,156.28	7,156.28
MB20- MBIA FBC ASSIST. DIST. #4	AR-0050	State Pool	05/13/20	Open	Fair Value	1.1895	Manual	1.000000	1,255,423.78	1,255,423.78	0.00	-501,471.84	1.000000	1,756,895.62	Manual	1,756,895.62	0.00	1,471.84	1,471.84
MB21-MBIA FBC ASSIST. DIST. #6	AR-0051	State Pool	05/13/20	Open	Fair Value	1.1726	Manual	1.000000	3,009,310.07	3,009,310.07	0.00	-503,141.42	1.000000	3,512,451.49	Manual	3,512,451.49	0.00	3,141.42	3,141.42
MB23-MBIA JUVENILE	AR-0053	State Pool	05/13/20	Open	Fair Value	1.1429	Manual	1.000000	11,519,885.57	11,519,885.57	0.00	3,240,916.46	1.000000	8,278,969.11	Manual	8,278,969.11	0.00	9,083.54	9,083.54
MB24-MBIA DEBT SERVICE	AR-0054	State Pool	05/13/20	Open	Fair Value	1.1581	Manual	1.000000	26,553,737.43	26,553,737.43	0.00	-525,753.33	1.000000	27,079,490.76	Manual	27,079,490.76	0.00	25,753.33	25,753.33
MB25-MBIA DRAINAGE DEBT SERVICE	AR-0055	State Pool	05/13/20	Open	Fair Value	1.1753	Manual	1.000000	3,508,378.15	3,508,378.15	0.00	-703,727.20	1.000000	4,212,105.35	Manual	4,212,105.35	0.00	3,727.20	3,727.20
MB26-FACILITIES BOND 2018	AR-0056	State Pool	05/13/20	Open	Fair Value	1.1504	Manual	1.000000	7,049,326.72	7,049,326.72	0.00	994,059.14	1.000000	6,055,267.58	Manual	6,055,267.58	0.00	5,940.86	5,940.86
MB27-MBIA TX HERITAGE PARKWAY	AR-0057	State Pool	05/13/20	Open	Fair Value	1.1581	Manual	1.000000	2,513,910.08	2,513,910.08	0.00	-2,393.06	1.000000	2,516,303.14	Manual	2,516,303.14	0.00	2,393.06	2,393.06
Cadence-Money Market Accts	AR-0058	Money Market	01/31/21	Open	Fair Value	2.0101	Manual	1.000000	67,959,556.36	67,959,556.36	0.00	-293,061,883.40	1.000000	361,021,439.76	Manual	361,021,439.76	0.00	128,409.24	128,409.24
MB28-MBIA GRAND PARKWAY 2021	AR-0059	State Pool	08/02/21	Open	Fair Value	1.1580	Manual	1.000000	28,050,203.96	28,050,203.96	0.00	173,314.19	1.000000	27,876,889.77	Manual	27,876,889.77	0.00	26,685.81	26,685.81
MB29-MBIA SR LIEN TOLL RD 2021	AR-0060	State Pool	08/02/21	Open	Fair Value	1.1571	Manual	1.000000	60,113,600.78	60,113,600.78	0.00	2,943,017.62	1.000000	57,170,583.16	Manual	57,170,583.16	0.00	56,982.38	56,982.38
MB30-MBIA FLOOD PRO DRAINAGE 20	AR-0061	State Pool	08/02/21	Open	Fair Value	1.1581	Manual	1.000000	16,026,148.93	16,026,148.93	0.00	-15,255.80	1.000000	16,041,404.73	Manual	16,041,404.73	0.00	15,255.80	15,255.80
MB31-MBIA FBC ASSIST DIST #9	AR-0062	Money Market	03/11/22	Open	Fair Value	1.1791	Manual	1.000000	2,002,543.29	2,002,543.29	0.00	-502,183.01	1.000000	2,504,726.30	Manual	2,504,726.30	0.00	2,183.01	2,183.01
MB32-MBIA FBC ASSIST DIST #11	AR-0063	Money Market	03/11/22	Open	Fair Value	1.1692	Manual	1.000000	4,004,447.15	4,004,447.15	0.00	-504,088.73	1.000000	4,508,535.88	Manual	4,508,535.88	0.00	4,088.73	4,088.73
MB36-MBIA FEE OFFICER	AR-0065	Money Market	03/14/22	Open	Fair Value	1.1865	Manual	1.000000	1,751,165.04	1,751,165.04	0.00	-300,688.15	1.000000	2,051,853.19	Manual	2,051,853.19	0.00	1,853.19	1,853.19
MB37-MBIA FBC ASSIST DIST #7	AR-0066	Money Market	03/14/22	Open	Fair Value	1.1958	Manual	1.000000	1,001,252.63	1,001,252.63	0.00	-501,229.88	1.000000	1,502,482.51	Manual	1,502,482.51	0.00	1,229.88	1,229.88
MB38-MBIA 2020A FBC TAX NOTE	AR-0067	Money Market	03/14/22	Open	Fair Value	1.1581	Manual	1.000000	2,002,505.25	2,002,505.25	0.00	-1,906.25	1.000000	2,004,411.50	Manual	2,004,411.50	0.00	1,906.25	1,906.25
MB34-MBIA CERT OF OBLIGATION 22	AR-0068	Money Market	03/03/22	Open	Fair Value	1.1071	Manual	1.000000	1,507,226.39	1,507,226.39	0.00	948,845.29	1.000000	558,381.10	Manual	558,381.10	0.00	1,154.71	1,154.71
MB35-MBIA MOBILITY PROJ. 2022	AR-0069	Money Market	03/28/22	Open	Fair Value	1.1614	Manual	1.000000	8,012,487.87	8,012,487.87	0.00	1,292,720.14	1.000000	6,719,767.73	Manual	6,719,767.73	0.00	7,279.86	7,279.86
LO11-Logic-Moblity Proj 2022	AR-0070	State Pool	04/01/22	Open	Fair Value	1.1555	Manual	1.000000	11,011,375.01	11,011,375.01	0.00	1,990,554.69	1.000000	9,020,820.32	Manual	9,020,820.32	0.00	9,445.31	9,445.31
LO12-Logic-Cert of Oblig 22	AR-0071	State Pool	04/01/22	Open	Fair Value	1.1555	Manual	1.000000	11,011,375.01	11,011,375.01	0.00	1,990,554.69	1.000000	9,020,820.32	Manual	9,020,820.32	0.00	9,445.31	9,445.31
Investment Total						**1.2248**		**1.000000**	**709,532,923.36**	**709,532,923.36**	**0.00**	**-46,605,872.87**	**1.000000**	**756,138,796.23**		**756,138,796.23**	**0.00**	**672,398.71**	**672,398.71**

Portfolio Position
Ft. Bend County
Effective Interest - Actual Life
Receipts in Period
06/01/22 - 06/30/22

CUSIP	Invest Number	Security Description	Purchase Date	Call Date	Par Value On 06/01/22	Par Value On 06/30/22	Market Val On 06/01/22	Market Val On 06/30/22	Purchase Cost	Sales Proceeds	Original Princ/Cost	Amor Value On 06/01/22	Amor Value On 06/30/22
130 - Assistance Dist #1													
State Pool													
MB13-MBIA ASSISTANCE DIST #1	AR-0042	State Pool	08/31/16	Open	9,013,202.78	10,022,336.24	9,013,202.78	10,022,336.24	0.00	0.00	10,000,000.00	9,013,202.78	10,022,336.24
State Pool Total					**9,013,202.78**	**10,022,336.24**	**9,013,202.78**	**10,022,336.24**	**0.00**	**0.00**	**10,000,000.00**	**9,013,202.78**	**10,022,336.24**
130 - Assistance Dist #1 Total					**9,013,202.78**	**10,022,336.24**	**9,013,202.78**	**10,022,336.24**	**0.00**	**0.00**	**10,000,000.00**	**9,013,202.78**	**10,022,336.24**
145 - ESD 100 Agreement													
State Pool													
MB12-MBIA ESD 100 AGREEMENT	AR-0041	State Pool	08/31/16	Open	8,001,542.80	8,509,635.70	8,001,542.80	8,509,635.70	0.00	0.00	3,900,000.00	8,001,542.80	8,509,635.70
State Pool Total					**8,001,542.80**	**8,509,635.70**	**8,001,542.80**	**8,509,635.70**	**0.00**	**0.00**	**3,900,000.00**	**8,001,542.80**	**8,509,635.70**
145 - ESD 100 Agreement Total					**8,001,542.80**	**8,509,635.70**	**8,001,542.80**	**8,509,635.70**	**0.00**	**0.00**	**3,900,000.00**	**8,001,542.80**	**8,509,635.70**
810 - FBC Toll Road Operations													
State Pool													
TT02-TX TERM Toll Rd. Operation	AR-0024	State Pool	11/01/08	Open	0.00	0.00	0.00	0.00	0.00	0.00	0.00	0.00	0.00
State Pool Total					**0.00**	**0.00**	**0.00**	**0.00**	**0.00**	**0.00**	**0.00**	**0.00**	**0.00**
810 - FBC Toll Road Operations Total					**0.00**	**0.00**	**0.00**	**0.00**	**0.00**	**0.00**	**0.00**	**0.00**	**0.00**
815 - Grand Parkway Operations													
State Pool													
MB14-MBIA GR PARKWAY OPERATIONS	AR-0043	State Pool	08/31/16	Open	46,187,252.57	8,217,564.96	46,187,252.57	8,217,564.96	0.00	0.00	8,500,000.00	46,187,252.57	8,217,564.96
State Pool Total					**46,187,252.57**	**8,217,564.96**	**46,187,252.57**	**8,217,564.96**	**0.00**	**0.00**	**8,500,000.00**	**46,187,252.57**	**8,217,564.96**
815 - Grand Parkway Operations Total					**46,187,252.57**	**8,217,564.96**	**46,187,252.57**	**8,217,564.96**	**0.00**	**0.00**	**8,500,000.00**	**46,187,252.57**	**8,217,564.96**
LO12 - Logic Cert of Obligation 2022													
State Pool													
LO12-Logic-Cert of Oblig 22	AR-0071	State Pool	04/01/22	Open	11,011,375.01	9,020,820.32	11,011,375.01	9,020,820.32	0.00	0.00	11,000,000.00	11,011,375.01	9,020,820.32
State Pool Total					**11,011,375.01**	**9,020,820.32**	**11,011,375.01**	**9,020,820.32**	**0.00**	**0.00**	**11,000,000.00**	**11,011,375.01**	**9,020,820.32**
LO12 - Logic Cert of Obligation 2022 Total					**11,011,375.01**	**9,020,820.32**	**11,011,375.01**	**9,020,820.32**	**0.00**	**0.00**	**11,000,000.00**	**11,011,375.01**	**9,020,820.32**
LO10 - LOGIC COUNTYS CARES ACT													
State Pool													
LO10-LOGIC-COUNTY'S CARE ACT	AR-0047	State Pool	05/12/20	Open	6,012,919.31	6,018,749.48	6,012,919.31	6,018,749.48	0.00	0.00	67,000,000.00	6,012,919.31	6,018,749.48
State Pool Total					**6,012,919.31**	**6,018,749.48**	**6,012,919.31**	**6,018,749.48**	**0.00**	**0.00**	**67,000,000.00**	**6,012,919.31**	**6,018,749.48**
LO10 - LOGIC COUNTYS CARES ACT Total					**6,012,919.31**	**6,018,749.48**	**6,012,919.31**	**6,018,749.48**	**0.00**	**0.00**	**67,000,000.00**	**6,012,919.31**	**6,018,749.48**
LOG5 - LOGIC DRAINAGE													
State Pool													
LOG5-Logic-Drainage	AR-0032	State Pool	11/10/08	Open	8,033,329.97	8,041,119.16	8,033,329.97	8,041,119.16	0.00	0.00	500,000.00	8,033,329.97	8,041,119.16
State Pool Total					**8,033,329.97**	**8,041,119.16**	**8,033,329.97**	**8,041,119.16**	**0.00**	**0.00**	**500,000.00**	**8,033,329.97**	**8,041,119.16**
LOG5 - LOGIC DRAINAGE Total					**8,033,329.97**	**8,041,119.16**	**8,033,329.97**	**8,041,119.16**	**0.00**	**0.00**	**500,000.00**	**8,033,329.97**	**8,041,119.16**
LOG1 - LOGIC GENERAL													
State Pool													
LOG1-Logic- General	AR-0028	State Pool	11/10/08	Open	115,905,179.18	45,989,070.54	115,905,179.18	45,989,070.54	0.00	0.00	10,000,000.00	115,905,179.18	45,989,070.54
State Pool Total					**115,905,179.18**	**45,989,070.54**	**115,905,179.18**	**45,989,070.54**	**0.00**	**0.00**	**10,000,000.00**	**115,905,179.18**	**45,989,070.54**
LOG1 - LOGIC GENERAL Total					**115,905,179.18**	**45,989,070.54**	**115,905,179.18**	**45,989,070.54**	**0.00**	**0.00**	**10,000,000.00**	**115,905,179.18**	**45,989,070.54**
LO11 - Logic Mobility Projects 2022													
State Pool													
LO11-Logic-Moblity Proj 2022	AR-0070	State Pool	04/01/22	Open	11,011,375.01	9,020,820.32	11,011,375.01	9,020,820.32	0.00	0.00	11,000,000.00	11,011,375.01	9,020,820.32
State Pool Total					**11,011,375.01**	**9,020,820.32**	**11,011,375.01**	**9,020,820.32**	**0.00**	**0.00**	**11,000,000.00**	**11,011,375.01**	**9,020,820.32**
LO11 - Logic Mobility Projects 2022 Total					**11,011,375.01**	**9,020,820.32**	**11,011,375.01**	**9,020,820.32**	**0.00**	**0.00**	**11,000,000.00**	**11,011,375.01**	**9,020,820.32**
LOG8 - LOGIC ROAD & BRIDGE													
State Pool													
LOG8-Logic-Road & Bridge	AR-0035	State Pool	11/10/08	Open	10,538,591.14	10,548,809.45	10,538,591.14	10,548,809.45	0.00	0.00	1,000,000.00	10,538,591.14	10,548,809.45
State Pool Total					**10,538,591.14**	**10,548,809.45**	**10,538,591.14**	**10,548,809.45**	**0.00**	**0.00**	**1,000,000.00**	**10,538,591.14**	**10,548,809.45**

Portfolio Position
Ft. Bend County
Effective Interest - Actual Life
Receipts in Period
06/01/22 - 06/30/22

CUSIP	Invest Number	Security Description	Purchase Date	Call Date	Par Value On 06/01/22	Par Value On 06/30/22	Market Val On 06/01/22	Market Val On 06/30/22	Purchase Cost	Sales Proceeds	Original Princ/Cost	Amor Value On 06/01/22	Amor Value On 06/30/22
LOG8 - LOGIC ROAD & BRIDGE Total					**10,538,591.14**	**10,548,809.45**	**10,538,591.14**	**10,548,809.45**	**0.00**	**0.00**	**1,000,000.00**	**10,538,591.14**	**10,548,809.45**
LOG2 - LOGIC TOLL OPERATIONS													
State Pool													
LOG2-Logic-Toll Rd.Operations	AR-0029	State Pool	11/10/08	Open	40,188,968.72	10,215,725.72	40,188,968.72	10,215,725.72	0.00	0.00	2,000,000.00	40,188,968.72	10,215,725.72
State Pool Total					**40,188,968.72**	**10,215,725.72**	**40,188,968.72**	**10,215,725.72**	**0.00**	**0.00**	**2,000,000.00**	**40,188,968.72**	**10,215,725.72**
LOG2 - LOGIC TOLL OPERATIONS Total					**40,188,968.72**	**10,215,725.72**	**40,188,968.72**	**10,215,725.72**	**0.00**	**0.00**	**2,000,000.00**	**40,188,968.72**	**10,215,725.72**
MB38 - MBIA 2020A FBC TAX NOTE													
Money Market													
MB38-MBIA 2020A FBC TAX NOTE	AR-0067	Money Market	03/14/22	Open	2,002,505.25	2,004,411.50	2,002,505.25	2,004,411.50	0.00	0.00	2,000,000.00	2,002,505.25	2,004,411.50
Money Market Total					**2,002,505.25**	**2,004,411.50**	**2,002,505.25**	**2,004,411.50**	**0.00**	**0.00**	**2,000,000.00**	**2,002,505.25**	**2,004,411.50**
MB38 - MBIA 2020A FBC TAX NOTE Total					**2,002,505.25**	**2,004,411.50**	**2,002,505.25**	**2,004,411.50**	**0.00**	**0.00**	**2,000,000.00**	**2,002,505.25**	**2,004,411.50**
MB21 - MBIA ASSIST DIST #6													
State Pool													
MB21-MBIA FBC ASSIST. DIST. #6	AR-0051	State Pool	05/13/20	Open	3,009,310.07	3,512,451.49	3,009,310.07	3,512,451.49	0.00	0.00	2,000,000.00	3,009,310.07	3,512,451.49
State Pool Total					**3,009,310.07**	**3,512,451.49**	**3,009,310.07**	**3,512,451.49**	**0.00**	**0.00**	**2,000,000.00**	**3,009,310.07**	**3,512,451.49**
MB21 - MBIA ASSIST DIST #6 Total					**3,009,310.07**	**3,512,451.49**	**3,009,310.07**	**3,512,451.49**	**0.00**	**0.00**	**2,000,000.00**	**3,009,310.07**	**3,512,451.49**
MB34 - MBIA County Cert. of Obligation													
Money Market													
MB34-MBIA CERT OF OBLIGATION 22	AR-0068	Money Market	03/03/22	Open	1,507,226.39	558,381.10	1,507,226.39	558,381.10	0.00	0.00	10,000,000.00	1,507,226.39	558,381.10
Money Market Total					**1,507,226.39**	**558,381.10**	**1,507,226.39**	**558,381.10**	**0.00**	**0.00**	**10,000,000.00**	**1,507,226.39**	**558,381.10**
MB34 - MBIA County Cert. of Obligation Total					**1,507,226.39**	**558,381.10**	**1,507,226.39**	**558,381.10**	**0.00**	**0.00**	**10,000,000.00**	**1,507,226.39**	**558,381.10**
MB18 - MBIA COUNTYS CARES ACT													
State Pool													
MB18-MBIA COUNTY'S CARES ACT	AR-0048	State Pool	05/12/20	Open	26,567,502.15	12,112,737.43	26,567,502.15	12,112,737.43	0.00	0.00	67,000,000.00	26,567,502.15	12,112,737.43
State Pool Total					**26,567,502.15**	**12,112,737.43**	**26,567,502.15**	**12,112,737.43**	**0.00**	**0.00**	**67,000,000.00**	**26,567,502.15**	**12,112,737.43**
MB18 - MBIA COUNTYS CARES ACT Total					**26,567,502.15**	**12,112,737.43**	**26,567,502.15**	**12,112,737.43**	**0.00**	**0.00**	**67,000,000.00**	**26,567,502.15**	**12,112,737.43**
MB24 - MBIA DEBT SERVICE													
State Pool													
MB24-MBIA DEBT SERVICE	AR-0054	State Pool	05/13/20	Open	26,553,737.43	27,079,490.76	26,553,737.43	27,079,490.76	0.00	0.00	21,000,000.00	26,553,737.43	27,079,490.76
State Pool Total					**26,553,737.43**	**27,079,490.76**	**26,553,737.43**	**27,079,490.76**	**0.00**	**0.00**	**21,000,000.00**	**26,553,737.43**	**27,079,490.76**
MB24 - MBIA DEBT SERVICE Total					**26,553,737.43**	**27,079,490.76**	**26,553,737.43**	**27,079,490.76**	**0.00**	**0.00**	**21,000,000.00**	**26,553,737.43**	**27,079,490.76**
MB04 - MBIA DRAINAGE													
State Pool													
MB04-MBIA Drainage	AR-0017	State Pool	11/01/08	Open	12,812,813.29	10,823,478.14	12,812,813.29	10,823,478.14	0.00	0.00	1,267,218.21	12,812,813.29	10,823,478.14
State Pool Total					**12,812,813.29**	**10,823,478.14**	**12,812,813.29**	**10,823,478.14**	**0.00**	**0.00**	**1,267,218.21**	**12,812,813.29**	**10,823,478.14**
MB04 - MBIA DRAINAGE Total					**12,812,813.29**	**10,823,478.14**	**12,812,813.29**	**10,823,478.14**	**0.00**	**0.00**	**1,267,218.21**	**12,812,813.29**	**10,823,478.14**
MB25 - MBIA DRAINAGE DEBT SERVICE													
State Pool													
MB25-MBIA DRAINAGE DEBT SERVICE	AR-0055	State Pool	05/13/20	Open	3,508,378.15	4,212,105.35	3,508,378.15	4,212,105.35	0.00	0.00	1,000,000.00	3,508,378.15	4,212,105.35
State Pool Total					**3,508,378.15**	**4,212,105.35**	**3,508,378.15**	**4,212,105.35**	**0.00**	**0.00**	**1,000,000.00**	**3,508,378.15**	**4,212,105.35**
MB25 - MBIA DRAINAGE DEBT SERVICE Total					**3,508,378.15**	**4,212,105.35**	**3,508,378.15**	**4,212,105.35**	**0.00**	**0.00**	**1,000,000.00**	**3,508,378.15**	**4,212,105.35**
MB26 - MBIA FACILITIES BOND 2018													
State Pool													
MB26-FACILITIES BOND 2018	AR-0056	State Pool	05/13/20	Open	7,049,326.72	6,055,267.58	7,049,326.72	6,055,267.58	0.00	0.00	14,000,000.00	7,049,326.72	6,055,267.58
State Pool Total					**7,049,326.72**	**6,055,267.58**	**7,049,326.72**	**6,055,267.58**	**0.00**	**0.00**	**14,000,000.00**	**7,049,326.72**	**6,055,267.58**
MB26 - MBIA FACILITIES BOND 2018 Total					**7,049,326.72**	**6,055,267.58**	**7,049,326.72**	**6,055,267.58**	**0.00**	**0.00**	**14,000,000.00**	**7,049,326.72**	**6,055,267.58**
MB32 - MBIA FBC ASSIST DIST #11													
Money Market													
MB32-MBIA FBC ASSIST DIST #11	AR-0063	Money Market	03/11/22	Open	4,004,447.15	4,508,535.88	4,004,447.15	4,508,535.88	0.00	0.00	3,000,000.00	4,004,447.15	4,508,535.88

Portfolio Position
Ft. Bend County
Effective Interest - Actual Life
Receipts in Period
06/01/22 - 06/30/22

CUSIP	Invest Number	Security Description	Purchase Date	Call Date	Par Value On 06/01/22	Par Value On 06/30/22	Market Val On 06/01/22	Market Val On 06/30/22	Purchase Cost	Sales Proceeds	Original Princ/Cost	Amor Value On 06/01/22	Amor Value On 06/30/22
Money Market Total					**4,004,447.15**	**4,508,535.88**	**4,004,447.15**	**4,508,535.88**	**0.00**	**0.00**	**3,000,000.00**	**4,004,447.15**	**4,508,535.88**
MB32 - MBIA FBC ASSIST DIST #11 Total					**4,004,447.15**	**4,508,535.88**	**4,004,447.15**	**4,508,535.88**	**0.00**	**0.00**	**3,000,000.00**	**4,004,447.15**	**4,508,535.88**
MB19 - MBIA FBC ASSIST DIST #2													
State Pool													
MB19-MBIA FBC ASSIST. DIST. #2	AR-0049	State Pool	05/13/20	Open	7,517,637.94	7,524,794.22	7,517,637.94	7,524,794.22	0.00	0.00	2,500,000.00	7,517,637.94	7,524,794.22
State Pool Total					**7,517,637.94**	**7,524,794.22**	**7,517,637.94**	**7,524,794.22**	**0.00**	**0.00**	**2,500,000.00**	**7,517,637.94**	**7,524,794.22**
MB19 - MBIA FBC ASSIST DIST #2 Total					**7,517,637.94**	**7,524,794.22**	**7,517,637.94**	**7,524,794.22**	**0.00**	**0.00**	**2,500,000.00**	**7,517,637.94**	**7,524,794.22**
MB20 - MBIA FBC ASSIST DIST #4													
State Pool													
MB20- MBIA FBC ASSIST. DIST. #4	AR-0050	State Pool	05/13/20	Open	1,255,423.78	1,756,895.62	1,255,423.78	1,756,895.62	0.00	0.00	1,250,000.00	1,255,423.78	1,756,895.62
State Pool Total					**1,255,423.78**	**1,756,895.62**	**1,255,423.78**	**1,756,895.62**	**0.00**	**0.00**	**1,250,000.00**	**1,255,423.78**	**1,756,895.62**
MB20 - MBIA FBC ASSIST DIST #4 Total					**1,255,423.78**	**1,756,895.62**	**1,255,423.78**	**1,756,895.62**	**0.00**	**0.00**	**1,250,000.00**	**1,255,423.78**	**1,756,895.62**
MB37 - MBIA FBC ASSIST DIST #7													
Money Market													
MB37-MBIA FBC ASSIST DIST #7	AR-0066	Money Market	03/14/22	Open	1,001,252.63	1,502,482.51	1,001,252.63	1,502,482.51	0.00	0.00	1,000,000.00	1,001,252.63	1,502,482.51
Money Market Total					**1,001,252.63**	**1,502,482.51**	**1,001,252.63**	**1,502,482.51**	**0.00**	**0.00**	**1,000,000.00**	**1,001,252.63**	**1,502,482.51**
MB37 - MBIA FBC ASSIST DIST #7 Total					**1,001,252.63**	**1,502,482.51**	**1,001,252.63**	**1,502,482.51**	**0.00**	**0.00**	**1,000,000.00**	**1,001,252.63**	**1,502,482.51**
MB31 - MBIA FBC ASSIST DIST #9													
Money Market													
MB31-MBIA FBC ASSIST DIST #9	AR-0062	Money Market	03/11/22	Open	2,002,543.29	2,504,726.30	2,002,543.29	2,504,726.30	0.00	0.00	2,000,000.00	2,002,543.29	2,504,726.30
Money Market Total					**2,002,543.29**	**2,504,726.30**	**2,002,543.29**	**2,504,726.30**	**0.00**	**0.00**	**2,000,000.00**	**2,002,543.29**	**2,504,726.30**
MB31 - MBIA FBC ASSIST DIST #9 Total					**2,002,543.29**	**2,504,726.30**	**2,002,543.29**	**2,504,726.30**	**0.00**	**0.00**	**2,000,000.00**	**2,002,543.29**	**2,504,726.30**
MB36 - MBIA FEE OFFICER													
Money Market													
MB36-MBIA FEE OFFICER	AR-0065	Money Market	03/14/22	Open	1,751,165.04	2,051,853.19	1,751,165.04	2,051,853.19	0.00	0.00	3,000,000.00	1,751,165.04	2,051,853.19
Money Market Total					**1,751,165.04**	**2,051,853.19**	**1,751,165.04**	**2,051,853.19**	**0.00**	**0.00**	**3,000,000.00**	**1,751,165.04**	**2,051,853.19**
MB36 - MBIA FEE OFFICER Total					**1,751,165.04**	**2,051,853.19**	**1,751,165.04**	**2,051,853.19**	**0.00**	**0.00**	**3,000,000.00**	**1,751,165.04**	**2,051,853.19**
MB30 - MBIA Flood Proj Drainage 20													
State Pool													
MB30-MBIA FLOOD PRO DRAINAGE 20	AR-0061	State Pool	08/02/21	Open	16,026,148.93	16,041,404.73	16,026,148.93	16,041,404.73	0.00	0.00	10,000,000.00	16,026,148.93	16,041,404.73
State Pool Total					**16,026,148.93**	**16,041,404.73**	**16,026,148.93**	**16,041,404.73**	**0.00**	**0.00**	**10,000,000.00**	**16,026,148.93**	**16,041,404.73**
MB30 - MBIA Flood Proj Drainage 20 Total					**16,026,148.93**	**16,041,404.73**	**16,026,148.93**	**16,041,404.73**	**0.00**	**0.00**	**10,000,000.00**	**16,026,148.93**	**16,041,404.73**
MB02 - MBIA GENERAL													
State Pool													
MB02-MBIA General	AR-0015	State Pool	11/01/08	Open	74,166,373.52	49,227,460.81	74,166,373.52	49,227,460.81	0.00	0.00	17,374,917.83	74,166,373.52	49,227,460.81
State Pool Total					**74,166,373.52**	**49,227,460.81**	**74,166,373.52**	**49,227,460.81**	**0.00**	**0.00**	**17,374,917.83**	**74,166,373.52**	**49,227,460.81**
MB02 - MBIA GENERAL Total					**74,166,373.52**	**49,227,460.81**	**74,166,373.52**	**49,227,460.81**	**0.00**	**0.00**	**17,374,917.83**	**74,166,373.52**	**49,227,460.81**
MB23 - MBIA JUVENILE													
State Pool													
MB23-MBIA JUVENILE	AR-0053	State Pool	05/13/20	Open	11,519,885.57	8,278,969.11	11,519,885.57	8,278,969.11	0.00	0.00	8,000,000.00	11,519,885.57	8,278,969.11
State Pool Total					**11,519,885.57**	**8,278,969.11**	**11,519,885.57**	**8,278,969.11**	**0.00**	**0.00**	**8,000,000.00**	**11,519,885.57**	**8,278,969.11**
MB23 - MBIA JUVENILE Total					**11,519,885.57**	**8,278,969.11**	**11,519,885.57**	**8,278,969.11**	**0.00**	**0.00**	**8,000,000.00**	**11,519,885.57**	**8,278,969.11**
MB35 - MBIA Mobility Projects													
Money Market													
MB35-MBIA MOBILITY PROJ. 2022	AR-0069	Money Market	03/28/22	Open	8,012,487.87	6,719,767.73	8,012,487.87	6,719,767.73	0.00	0.00	15,000,000.00	8,012,487.87	6,719,767.73
Money Market Total					**8,012,487.87**	**6,719,767.73**	**8,012,487.87**	**6,719,767.73**	**0.00**	**0.00**	**15,000,000.00**	**8,012,487.87**	**6,719,767.73**
MB35 - MBIA Mobility Projects Total					**8,012,487.87**	**6,719,767.73**	**8,012,487.87**	**6,719,767.73**	**0.00**	**0.00**	**15,000,000.00**	**8,012,487.87**	**6,719,767.73**
MB03 - MBIA ROAD & BRIDGE													
State Pool													

Portfolio Position
Ft. Bend County
Effective Interest - Actual Life
Receipts in Period
06/01/22 - 06/30/22

CUSIP	Invest Number	Security Description	Purchase Date	Call Date	Par Value On 06/01/22	Par Value On 06/30/22	Market Val On 06/01/22	Market Val On 06/30/22	Purchase Cost	Sales Proceeds	Original Princ/Cost	Amor Value On 06/01/22	Amor Value On 06/30/22
MB03-MBIA Road & Bridge	AR-0016	State Pool	11/01/08	Open	4,083,740.40	2,086,095.78	4,083,740.40	2,086,095.78	0.00	0.00	2,856,438.24	4,083,740.40	2,086,095.78
State Pool Total					**4,083,740.40**	**2,086,095.78**	**4,083,740.40**	**2,086,095.78**	**0.00**	**0.00**	**2,856,438.24**	**4,083,740.40**	**2,086,095.78**
MB03 - MBIA ROAD & BRIDGE Total					**4,083,740.40**	**2,086,095.78**	**4,083,740.40**	**2,086,095.78**	**0.00**	**0.00**	**2,856,438.24**	**4,083,740.40**	**2,086,095.78**
MB29 - MBIA Sr Lien 2021													
State Pool													
MB29-MBIA SR LIEN TOLL RD 2021	AR-0060	State Pool	08/02/21	Open	60,113,600.78	57,170,583.16	60,113,600.78	57,170,583.16	0.00	0.00	68,000,000.00	60,113,600.78	57,170,583.16
State Pool Total					**60,113,600.78**	**57,170,583.16**	**60,113,600.78**	**57,170,583.16**	**0.00**	**0.00**	**68,000,000.00**	**60,113,600.78**	**57,170,583.16**
MB29 - MBIA Sr Lien 2021 Total					**60,113,600.78**	**57,170,583.16**	**60,113,600.78**	**57,170,583.16**	**0.00**	**0.00**	**68,000,000.00**	**60,113,600.78**	**57,170,583.16**
MB06 - MBIA TOLL RD OPERATIONS													
State Pool													
MB06-MBIA Toll Rd. Operations	AR-0019	State Pool	11/01/08	Open	69,109,798.94	13,156,056.63	69,109,798.94	13,156,056.63	0.00	0.00	3,143,377.27	69,109,798.94	13,156,056.63
State Pool Total					**69,109,798.94**	**13,156,056.63**	**69,109,798.94**	**13,156,056.63**	**0.00**	**0.00**	**3,143,377.27**	**69,109,798.94**	**13,156,056.63**
MB06 - MBIA TOLL RD OPERATIONS Total					**69,109,798.94**	**13,156,056.63**	**69,109,798.94**	**13,156,056.63**	**0.00**	**0.00**	**3,143,377.27**	**69,109,798.94**	**13,156,056.63**
MB27 - MBIA TX HERITAGE PARKWAY 2020													
State Pool													
MB27-MBIA TX HERITAGE PARKWAY	AR-0057	State Pool	05/13/20	Open	2,513,910.08	2,516,303.14	2,513,910.08	2,516,303.14	0.00	0.00	17,000,000.00	2,513,910.08	2,516,303.14
State Pool Total					**2,513,910.08**	**2,516,303.14**	**2,513,910.08**	**2,516,303.14**	**0.00**	**0.00**	**17,000,000.00**	**2,513,910.08**	**2,516,303.14**
MB27 - MBIA TX HERITAGE PARKWAY 2020 Total					**2,513,910.08**	**2,516,303.14**	**2,513,910.08**	**2,516,303.14**	**0.00**	**0.00**	**17,000,000.00**	**2,513,910.08**	**2,516,303.14**
MB28 - MBIAGrand Parkway 2021													
State Pool													
MB28-MBIA GRAND PARKWAY 2021	AR-0059	State Pool	08/02/21	Open	28,050,203.96	27,876,889.77	28,050,203.96	27,876,889.77	0.00	0.00	25,000,000.00	28,050,203.96	27,876,889.77
State Pool Total					**28,050,203.96**	**27,876,889.77**	**28,050,203.96**	**27,876,889.77**	**0.00**	**0.00**	**25,000,000.00**	**28,050,203.96**	**27,876,889.77**
MB28 - MBIAGrand Parkway 2021 Total					**28,050,203.96**	**27,876,889.77**	**28,050,203.96**	**27,876,889.77**	**0.00**	**0.00**	**25,000,000.00**	**28,050,203.96**	**27,876,889.77**
802 - Sr Lien 2016													
State Pool													
MB17 - SR LIEN BOND 2016	AR-0046	State Pool	12/09/16	Open	1,526,641.86	227,990.39	1,526,641.86	227,990.39	0.00	0.00	35,000,000.00	1,526,641.86	227,990.39
State Pool Total					**1,526,641.86**	**227,990.39**	**1,526,641.86**	**227,990.39**	**0.00**	**0.00**	**35,000,000.00**	**1,526,641.86**	**227,990.39**
802 - Sr Lien 2016 Total					**1,526,641.86**	**227,990.39**	**1,526,641.86**	**227,990.39**	**0.00**	**0.00**	**35,000,000.00**	**1,526,641.86**	**227,990.39**
TT05 - TEXAS TERM DRAINAGE													
State Pool													
TT05-TX TERM Drainage	AR-0027	State Pool	11/01/08	Open	354.89	355.18	354.89	355.18	0.00	0.00	109,774.61	354.89	355.18
State Pool Total					**354.89**	**355.18**	**354.89**	**355.18**	**0.00**	**0.00**	**109,774.61**	**354.89**	**355.18**
TT05 - TEXAS TERM DRAINAGE Total					**354.89**	**355.18**	**354.89**	**355.18**	**0.00**	**0.00**	**109,774.61**	**354.89**	**355.18**
TT00 - TEXAS TERM GENERAL													
State Pool													
TT00-TX TERM General	AR-0022	State Pool	11/01/08	Open	1,072.94	1,073.83	1,072.94	1,073.83	0.00	0.00	10,006,437.87	1,072.94	1,073.83
State Pool Total					**1,072.94**	**1,073.83**	**1,072.94**	**1,073.83**	**0.00**	**0.00**	**10,006,437.87**	**1,072.94**	**1,073.83**
TT00 - TEXAS TERM GENERAL Total					**1,072.94**	**1,073.83**	**1,072.94**	**1,073.83**	**0.00**	**0.00**	**10,006,437.87**	**1,072.94**	**1,073.83**
TT04 - TEXAS TERM ROAD & BRIDGE													
State Pool													
TT04-TX TERM Road & Bridge	AR-0026	State Pool	11/01/08	Open	1,069.77	1,070.65	1,069.77	1,070.65	0.00	0.00	10,463.28	1,069.77	1,070.65
State Pool Total					**1,069.77**	**1,070.65**	**1,069.77**	**1,070.65**	**0.00**	**0.00**	**10,463.28**	**1,069.77**	**1,070.65**
TT04 - TEXAS TERM ROAD & BRIDGE Total					**1,069.77**	**1,070.65**	**1,069.77**	**1,070.65**	**0.00**	**0.00**	**10,463.28**	**1,069.77**	**1,070.65**
TT02 - TEXAS TERM TOLL OPERATIONS													
State Pool													
TT02-TX TERM Toll Rd. Operation	AR-0024	State Pool	11/01/08	Open	1,071.72	1,072.60	1,071.72	1,072.60	0.00	0.00	0.00	1,071.72	1,072.60
State Pool Total					**1,071.72**	**1,072.60**	**1,071.72**	**1,072.60**	**0.00**	**0.00**	**0.00**	**1,071.72**	**1,072.60**
TT02 - TEXAS TERM TOLL OPERATIONS Total					**1,071.72**	**1,072.60**	**1,071.72**	**1,072.60**	**0.00**	**0.00**	**0.00**	**1,071.72**	**1,072.60**
09 - Temporary Holding													

Portfolio Position
Ft. Bend County
Effective Interest - Actual Life
Receipts in Period
06/01/22 - 06/30/22

CUSIP	Invest Number	Security Description	Purchase Date	Call Date	Par Value On 06/01/22	Par Value On 06/30/22	Market Val On 06/01/22	Market Val On 06/30/22	Purchase Cost	Sales Proceeds	Original Princ/Cost	Amor Value On 06/01/22	Amor Value On 06/30/22
Money Market													
Cadence-Money Market Accts	AR-0058	Money Market	01/31/21	Open	67,959,556.36	361,021,439.76	67,959,556.36	361,021,439.76	0.00	0.00	210,194,488.52	67,959,556.36	361,021,439.76
Money Market Total					**67,959,556.36**	**361,021,439.76**	**67,959,556.36**	**361,021,439.76**	**0.00**	**0.00**	**210,194,488.52**	**67,959,556.36**	**361,021,439.76**
09 - Temporary Holding Total					**67,959,556.36**	**361,021,439.76**	**67,959,556.36**	**361,021,439.76**	**0.00**	**0.00**	**210,194,488.52**	**67,959,556.36**	**361,021,439.76**
Combined Port													
Money Market													
Cadence-Money Market Accts	AR-0058	Money Market	01/31/21	Open	67,959,556.36	361,021,439.76	67,959,556.36	361,021,439.76	0.00	0.00	210,194,488.52	67,959,556.36	361,021,439.76
MB31-MBIA FBC ASSIST DIST #9	AR-0062	Money Market	03/11/22	Open	2,002,543.29	2,504,726.30	2,002,543.29	2,504,726.30	0.00	0.00	2,000,000.00	2,002,543.29	2,504,726.30
MB32-MBIA FBC ASSIST DIST #11	AR-0063	Money Market	03/11/22	Open	4,004,447.15	4,508,535.88	4,004,447.15	4,508,535.88	0.00	0.00	3,000,000.00	4,004,447.15	4,508,535.88
MB34-MBIA CERT OF OBLIGATION 22	AR-0068	Money Market	03/03/22	Open	1,507,226.39	558,381.10	1,507,226.39	558,381.10	0.00	0.00	10,000,000.00	1,507,226.39	558,381.10
MB35-MBIA MOBILITY PROJ. 2022	AR-0069	Money Market	03/28/22	Open	8,012,487.87	6,719,767.73	8,012,487.87	6,719,767.73	0.00	0.00	15,000,000.00	8,012,487.87	6,719,767.73
MB36-MBIA FEE OFFICER	AR-0065	Money Market	03/14/22	Open	1,751,165.04	2,051,853.19	1,751,165.04	2,051,853.19	0.00	0.00	3,000,000.00	1,751,165.04	2,051,853.19
MB37-MBIA FBC ASSIST DIST #7	AR-0066	Money Market	03/14/22	Open	1,001,252.63	1,502,482.51	1,001,252.63	1,502,482.51	0.00	0.00	1,000,000.00	1,001,252.63	1,502,482.51
MB38-MBIA 2020A FBC TAX NOTE	AR-0067	Money Market	03/14/22	Open	2,002,505.25	2,004,411.50	2,002,505.25	2,004,411.50	0.00	0.00	2,000,000.00	2,002,505.25	2,004,411.50
Money Market Total					**88,241,183.98**	**380,871,597.97**	**88,241,183.98**	**380,871,597.97**	**0.00**	**0.00**	**246,194,488.52**	**88,241,183.98**	**380,871,597.97**
State Pool													
LO10-LOGIC-COUNTY'S CARE ACT	AR-0047	State Pool	05/12/20	Open	6,012,919.31	6,018,749.48	6,012,919.31	6,018,749.48	0.00	0.00	67,000,000.00	6,012,919.31	6,018,749.48
LO11-Logic-Moblity Proj 2022	AR-0070	State Pool	04/01/22	Open	11,011,375.01	9,020,820.32	11,011,375.01	9,020,820.32	0.00	0.00	11,000,000.00	11,011,375.01	9,020,820.32
LO12-Logic-Cert of Oblig 22	AR-0071	State Pool	04/01/22	Open	11,011,375.01	9,020,820.32	11,011,375.01	9,020,820.32	0.00	0.00	11,000,000.00	11,011,375.01	9,020,820.32
LOG1-Logic- General	AR-0028	State Pool	11/10/08	Open	115,905,179.18	45,989,070.54	115,905,179.18	45,989,070.54	0.00	0.00	10,000,000.00	115,905,179.18	45,989,070.54
LOG2-Logic-Toll Rd.Operations	AR-0029	State Pool	11/10/08	Open	40,188,968.72	10,215,725.72	40,188,968.72	10,215,725.72	0.00	0.00	2,000,000.00	40,188,968.72	10,215,725.72
LOG5-Logic-Drainage	AR-0032	State Pool	11/10/08	Open	8,033,329.97	8,041,119.16	8,033,329.97	8,041,119.16	0.00	0.00	500,000.00	8,033,329.97	8,041,119.16
LOG8-Logic-Road & Bridge	AR-0035	State Pool	11/10/08	Open	10,538,591.14	10,548,809.45	10,538,591.14	10,548,809.45	0.00	0.00	1,000,000.00	10,538,591.14	10,548,809.45
MB02-MBIA General	AR-0015	State Pool	11/01/08	Open	74,166,373.52	49,227,460.81	74,166,373.52	49,227,460.81	0.00	0.00	17,374,917.83	74,166,373.52	49,227,460.81
MB03-MBIA Road & Bridge	AR-0016	State Pool	11/01/08	Open	4,083,740.40	2,086,095.78	4,083,740.40	2,086,095.78	0.00	0.00	2,856,438.24	4,083,740.40	2,086,095.78
MB04-MBIA Drainage	AR-0017	State Pool	11/01/08	Open	12,812,813.29	10,823,478.14	12,812,813.29	10,823,478.14	0.00	0.00	1,267,218.21	12,812,813.29	10,823,478.14
MB06-MBIA Toll Rd. Operations	AR-0019	State Pool	11/01/08	Open	69,109,798.94	13,156,056.63	69,109,798.94	13,156,056.63	0.00	0.00	3,143,377.27	69,109,798.94	13,156,056.63
MB12-MBIA ESD 100 AGREEMENT	AR-0041	State Pool	08/31/16	Open	8,001,542.80	8,509,635.70	8,001,542.80	8,509,635.70	0.00	0.00	3,900,000.00	8,001,542.80	8,509,635.70
MB13-MBIA ASSISTANCE DIST #1	AR-0042	State Pool	08/31/16	Open	9,013,202.78	10,022,336.24	9,013,202.78	10,022,336.24	0.00	0.00	10,000,000.00	9,013,202.78	10,022,336.24
MB14-MBIA GR PARKWAY OPERATIONS	AR-0043	State Pool	08/31/16	Open	46,187,252.57	8,217,564.96	46,187,252.57	8,217,564.96	0.00	0.00	8,500,000.00	46,187,252.57	8,217,564.96
MB17 - SR LIEN BOND 2016	AR-0046	State Pool	12/09/16	Open	1,526,641.86	227,990.39	1,526,641.86	227,990.39	0.00	0.00	35,000,000.00	1,526,641.86	227,990.39
MB18-MBIA COUNTY'S CARES ACT	AR-0048	State Pool	05/12/20	Open	26,567,502.15	12,112,737.43	26,567,502.15	12,112,737.43	0.00	0.00	67,000,000.00	26,567,502.15	12,112,737.43
MB19-MBIA FBC ASSIST. DIST. #2	AR-0049	State Pool	05/13/20	Open	7,517,637.94	7,524,794.22	7,517,637.94	7,524,794.22	0.00	0.00	2,500,000.00	7,517,637.94	7,524,794.22
MB20- MBIA FBC ASSIST. DIST. #4	AR-0050	State Pool	05/13/20	Open	1,255,423.78	1,756,895.62	1,255,423.78	1,756,895.62	0.00	0.00	1,250,000.00	1,255,423.78	1,756,895.62
MB21-MBIA FBC ASSIST. DIST. #6	AR-0051	State Pool	05/13/20	Open	3,009,310.07	3,512,451.49	3,009,310.07	3,512,451.49	0.00	0.00	2,000,000.00	3,009,310.07	3,512,451.49
MB23-MBIA JUVENILE	AR-0053	State Pool	05/13/20	Open	11,519,885.57	8,278,969.11	11,519,885.57	8,278,969.11	0.00	0.00	8,000,000.00	11,519,885.57	8,278,969.11
MB24-MBIA DEBT SERVICE	AR-0054	State Pool	05/13/20	Open	26,553,737.43	27,079,490.76	26,553,737.43	27,079,490.76	0.00	0.00	21,000,000.00	26,553,737.43	27,079,490.76
MB25-MBIA DRAINAGE DEBT SERVICE	AR-0055	State Pool	05/13/20	Open	3,508,378.15	4,212,105.35	3,508,378.15	4,212,105.35	0.00	0.00	1,000,000.00	3,508,378.15	4,212,105.35
MB26-FACILITIES BOND 2018	AR-0056	State Pool	05/13/20	Open	7,049,326.72	6,055,267.58	7,049,326.72	6,055,267.58	0.00	0.00	14,000,000.00	7,049,326.72	6,055,267.58
MB27-MBIA TX HERITAGE PARKWAY	AR-0057	State Pool	05/13/20	Open	2,513,910.08	2,516,303.14	2,513,910.08	2,516,303.14	0.00	0.00	17,000,000.00	2,513,910.08	2,516,303.14
MB28-MBIA GRAND PARKWAY 2021	AR-0059	State Pool	08/02/21	Open	28,050,203.96	27,876,889.77	28,050,203.96	27,876,889.77	0.00	0.00	25,000,000.00	28,050,203.96	27,876,889.77
MB29-MBIA SR LIEN TOLL RD 2021	AR-0060	State Pool	08/02/21	Open	60,113,600.78	57,170,583.16	60,113,600.78	57,170,583.16	0.00	0.00	68,000,000.00	60,113,600.78	57,170,583.16
MB30-MBIA FLOOD PRO DRAINAGE 20	AR-0061	State Pool	08/02/21	Open	16,026,148.93	16,041,404.73	16,026,148.93	16,041,404.73	0.00	0.00	10,000,000.00	16,026,148.93	16,041,404.73
TT00-TX TERM General	AR-0022	State Pool	11/01/08	Open	1,072.94	1,073.83	1,072.94	1,073.83	0.00	0.00	10,006,437.87	1,072.94	1,073.83
TT02-TX TERM Toll Rd. Operation	AR-0024	State Pool	11/01/08	Open	1,071.72	1,072.60	1,071.72	1,072.60	0.00	0.00	0.00	1,071.72	1,072.60
TT04-TX TERM Road & Bridge	AR-0026	State Pool	11/01/08	Open	1,069.77	1,070.65	1,069.77	1,070.65	0.00	0.00	10,463.28	1,069.77	1,070.65
TT05-TX TERM Drainage	AR-0027	State Pool	11/01/08	Open	354.89	355.18	354.89	355.18	0.00	0.00	109,774.61	354.89	355.18
State Pool Total					**621,291,739.38**	**375,267,198.26**	**621,291,739.38**	**375,267,198.26**	**0.00**	**0.00**	**431,418,627.31**	**621,291,739.38**	**375,267,198.26**
Combined Port Total					**709,532,923.36**	**756,138,796.23**	**709,532,923.36**	**756,138,796.23**	**0.00**	**0.00**	**677,613,115.83**	**709,532,923.36**	**756,138,796.23**

Earnings and Yields Summary

Ft. Bend County

Effective Interest - Actual Life
Receipts in Period
06/01/22 - 06/30/22

Security Description	06/01/22 06/07/22	06/08/22 06/14/22	06/15/22 06/21/22	06/22/22 06/28/22	06/29/22 06/30/22	06/01/22 06/30/22
Combined Port						
Money Market	30,621.30	30,401.11	31,037.11	30,909.45	25,135.90	148,104.87
State Pool	132,255.14	145,685.02	136,278.43	81,972.68	28,102.57	524,293.84
Port Total	**162,876.44**	**176,086.13**	**167,315.54**	**112,882.13**	**53,238.47**	**672,398.71**
Combined Port						
Money Market	1.8136	1.8212	1.8002	1.8050	1.9582	1.8335
State Pool	1.1064	1.1041	1.1054	1.1248	1.3676	1.1198
Port Total	**1.1939**	**1.1847**	**1.1907**	**1.2543**	**1.5947**	**1.2248**

Maturity Aging
Ft. Bend County
Effective Interest - Actual Life
Receipts in Period
06/30/22

CUSIP	Invest Number	Security Description	Purchase Date	Days to Maturity	Yield Matur
Cash / Money Market					
Cadence-Money Market Accts	AR-0058	Money Market	01/31/21	0	0.0700
LO10-LOGIC-COUNTY'S CARE ACT	AR-0047	State Pool	05/12/20	0	1.1797
LO11-Logic-Moblity Proj 2022	AR-0070	State Pool	04/01/22	0	1.1797
LO12-Logic-Cert of Oblig 22	AR-0071	State Pool	04/01/22	0	1.1797
LOG1-Logic- General	AR-0028	State Pool	11/10/08	0	1.1797
LOG2-Logic-Toll Rd.Operations	AR-0029	State Pool	11/10/08	0	1.1797
LOG5-Logic-Drainage	AR-0032	State Pool	11/10/08	0	1.1797
LOG8-Logic-Road & Bridge	AR-0035	State Pool	11/10/08	0	1.1797
MB02-MBIA General	AR-0015	State Pool	11/01/08	0	1.1577
MB03-MBIA Road & Bridge	AR-0016	State Pool	11/01/08	0	1.1577
MB04-MBIA Drainage	AR-0017	State Pool	11/01/08	0	1.1577
MB06-MBIA Toll Rd. Operations	AR-0019	State Pool	11/01/08	0	1.1577
MB12-MBIA ESD 100 AGREEMENT	AR-0041	State Pool	08/31/16	0	1.1577
MB13-MBIA ASSISTANCE DIST #1	AR-0042	State Pool	08/31/16	0	1.1577
MB14-MBIA GR PARKWAY OPERATIONS	AR-0043	State Pool	08/31/16	0	1.1577
MB17 - SR LIEN BOND 2016	AR-0046	State Pool	12/09/16	0	1.1577
MB18-MBIA COUNTY'S CARES ACT	AR-0048	State Pool	05/12/20	0	1.1577
MB19-MBIA FBC ASSIST. DIST. #2	AR-0049	State Pool	05/13/20	0	1.1577
MB20- MBIA FBC ASSIST. DIST. #4	AR-0050	State Pool	05/13/20	0	1.1577
MB21-MBIA FBC ASSIST. DIST. #6	AR-0051	State Pool	05/13/20	0	1.1577
MB23-MBIA JUVENILE	AR-0053	State Pool	05/13/20	0	1.1577
MB24-MBIA DEBT SERVICE	AR-0054	State Pool	05/13/20	0	1.1577
MB25-MBIA DRAINAGE DEBT SERVICE	AR-0055	State Pool	05/13/20	0	1.1577
MB26-FACILITIES BOND 2018	AR-0056	State Pool	05/13/20	0	1.1577
MB27-MBIA TX HERITAGE PARKWAY	AR-0057	State Pool	05/13/20	0	1.1577
MB28-MBIA GRAND PARKWAY 2021	AR-0059	State Pool	08/02/21	0	1.1577
MB29-MBIA SR LIEN TOLL RD 2021	AR-0060	State Pool	08/02/21	0	1.1577
MB30-MBIA FLOOD PRO DRAINAGE 20	AR-0061	State Pool	08/02/21	0	1.1577
MB31-MBIA FBC ASSIST DIST #9	AR-0062	Money Market	03/11/22	0	1.1577
MB32-MBIA FBC ASSIST DIST #11	AR-0063	Money Market	03/11/22	0	1.1577
MB34-MBIA CERT OF OBLIGATION 22	AR-0068	Money Market	03/03/22	0	1.1577
MB35-MBIA MOBILITY PROJ. 2022	AR-0069	Money Market	03/28/22	0	1.1577
MB36-MBIA FEE OFFICER	AR-0065	Money Market	03/14/22	0	1.1577
MB37-MBIA FBC ASSIST DIST #7	AR-0066	Money Market	03/14/22	0	1.1577
MB38-MBIA 2020A FBC TAX NOTE	AR-0067	Money Market	03/14/22	0	1.1577
TT00-TX TERM General	AR-0022	State Pool	11/01/08	0	1.0000
TT02-TX TERM Toll Rd. Operation	AR-0024	State Pool	11/01/08	0	1.0000
TT04-TX TERM Road & Bridge	AR-0026	State Pool	11/01/08	0	1.0000
TT05-TX TERM Drainage	AR-0027	State Pool	11/01/08	0	1.0000
Cash / Money Market Total				**0**	**0.6413**
Investment Total				**0**	**0.6413**

Activity Statement
Ft. Bend County
Effective Interest - Actual Life
Receipts in Period
06/01/22 - 06/30/22

Purchase Date	Sale Date	CUSIP	Invest Number	Security Description	Amor Value On 06/01/22	Changes In Principal	Purchase Cost	Sales Proceeds	Purchased Interest	Int/Div Rec In the Perd	Amor Value On 06/30/22
Money Market											
01/31/21	Open	Cadence-Money Market Accts	AR-0058	Money Market	67,959,556.36	293,061,883.40	0.00	0.00	0.00	128,409.24	361,021,439.76
03/11/22	Open	MB31-MBIA FBC ASSIST DIST #9	AR-0062	Money Market	2,002,543.29	502,183.01	0.00	0.00	0.00	2,183.01	2,504,726.30
03/11/22	Open	MB32-MBIA FBC ASSIST DIST #11	AR-0063	Money Market	4,004,447.15	504,088.73	0.00	0.00	0.00	4,088.73	4,508,535.88
03/14/22	Open	MB36-MBIA FEE OFFICER	AR-0065	Money Market	1,751,165.04	300,688.15	0.00	0.00	0.00	1,853.19	2,051,853.19
03/14/22	Open	MB37-MBIA FBC ASSIST DIST #7	AR-0066	Money Market	1,001,252.63	501,229.88	0.00	0.00	0.00	1,229.88	1,502,482.51
03/14/22	Open	MB38-MBIA 2020A FBC TAX NOTE	AR-0067	Money Market	2,002,505.25	1,906.25	0.00	0.00	0.00	1,906.25	2,004,411.50
03/03/22	Open	MB34-MBIA CERT OF OBLIGATION 22	AR-0068	Money Market	1,507,226.39	-948,845.29	0.00	0.00	0.00	1,154.71	558,381.10
03/28/22	Open	MB35-MBIA MOBILITY PROJ. 2022	AR-0069	Money Market	8,012,487.87	-1,292,720.14	0.00	0.00	0.00	7,279.86	6,719,767.73
Money Market Total					**88,241,183.98**	**292,630,413.99**	**0.00**	**0.00**	**0.00**	**148,104.87**	**380,871,597.97**
State Pool											
11/01/08	Open	MB02-MBIA General	AR-0015	State Pool	74,166,373.52	-24,938,912.71	0.00	0.00	0.00	59,922.25	49,227,460.81
11/01/08	Open	MB03-MBIA Road & Bridge	AR-0016	State Pool	4,083,740.40	-1,997,644.62	0.00	0.00	0.00	2,355.38	2,086,095.78
11/01/08	Open	MB04-MBIA Drainage	AR-0017	State Pool	12,812,813.29	-1,989,335.15	0.00	0.00	0.00	10,664.85	10,823,478.14
11/01/08	Open	MB06-MBIA Toll Rd. Operations	AR-0019	State Pool	69,109,798.94	-55,953,742.31	0.00	0.00	0.00	46,257.69	13,156,056.63
11/01/08	Open	TT00-TX TERM General	AR-0022	State Pool	1,072.94	0.89	0.00	0.00	0.00	0.89	1,073.83
11/01/08	Open	TT02-TX TERM Toll Rd. Operation	AR-0024	State Pool	1,071.72	0.88	0.00	0.00	0.00	0.88	1,072.60
11/01/08	Open	TT04-TX TERM Road & Bridge	AR-0026	State Pool	1,069.77	0.88	0.00	0.00	0.00	0.88	1,070.65
11/01/08	Open	TT05-TX TERM Drainage	AR-0027	State Pool	354.89	0.29	0.00	0.00	0.00	0.29	355.18
11/10/08	Open	LOG1-Logic- General	AR-0028	State Pool	115,905,179.18	-69,916,108.64	0.00	0.00	0.00	83,891.36	45,989,070.54
11/10/08	Open	LOG2-Logic-Toll Rd.Operations	AR-0029	State Pool	40,188,968.72	-29,973,243.00	0.00	0.00	0.00	26,757.00	10,215,725.72
11/10/08	Open	LOG5-Logic-Drainage	AR-0032	State Pool	8,033,329.97	7,789.19	0.00	0.00	0.00	7,789.19	8,041,119.16
11/10/08	Open	LOG8-Logic-Road & Bridge	AR-0035	State Pool	10,538,591.14	10,218.31	0.00	0.00	0.00	10,218.31	10,548,809.45
08/31/16	Open	MB12-MBIA ESD 100 AGREEMENT	AR-0041	State Pool	8,001,542.80	508,092.90	0.00	0.00	0.00	8,092.90	8,509,635.70
08/31/16	Open	MB13-MBIA ASSISTANCE DIST #1	AR-0042	State Pool	9,013,202.78	1,009,133.46	0.00	0.00	0.00	9,133.46	10,022,336.24
08/31/16	Open	MB14-MBIA GR PARKWAY OPERATIONS	AR-0043	State Pool	46,187,252.57	-37,969,687.61	0.00	0.00	0.00	30,312.39	8,217,564.96
12/09/16	Open	MB17 - SR LIEN BOND 2016	AR-0046	State Pool	1,526,641.86	-1,298,651.47	0.00	0.00	0.00	1,348.53	227,990.39
05/12/20	Open	LO10-LOGIC-COUNTY'S CARE ACT	AR-0047	State Pool	6,012,919.31	5,830.17	0.00	0.00	0.00	5,830.17	6,018,749.48
05/12/20	Open	MB18-MBIA COUNTY'S CARES ACT	AR-0048	State Pool	26,567,502.15	-14,454,764.72	0.00	0.00	0.00	45,235.28	12,112,737.43
05/13/20	Open	MB19-MBIA FBC ASSIST. DIST. #2	AR-0049	State Pool	7,517,637.94	7,156.28	0.00	0.00	0.00	7,156.28	7,524,794.22
05/13/20	Open	MB20- MBIA FBC ASSIST. DIST. #4	AR-0050	State Pool	1,255,423.78	501,471.84	0.00	0.00	0.00	1,471.84	1,756,895.62
05/13/20	Open	MB21-MBIA FBC ASSIST. DIST. #6	AR-0051	State Pool	3,009,310.07	503,141.42	0.00	0.00	0.00	3,141.42	3,512,451.49
05/13/20	Open	MB23-MBIA JUVENILE	AR-0053	State Pool	11,519,885.57	-3,240,916.46	0.00	0.00	0.00	9,083.54	8,278,969.11
05/13/20	Open	MB24-MBIA DEBT SERVICE	AR-0054	State Pool	26,553,737.43	525,753.33	0.00	0.00	0.00	25,753.33	27,079,490.76
05/13/20	Open	MB25-MBIA DRAINAGE DEBT SERVICE	AR-0055	State Pool	3,508,378.15	703,727.20	0.00	0.00	0.00	3,727.20	4,212,105.35
05/13/20	Open	MB26-FACILITIES BOND 2018	AR-0056	State Pool	7,049,326.72	-994,059.14	0.00	0.00	0.00	5,940.86	6,055,267.58
05/13/20	Open	MB27-MBIA TX HERITAGE PARKWAY	AR-0057	State Pool	2,513,910.08	2,393.06	0.00	0.00	0.00	2,393.06	2,516,303.14
08/02/21	Open	MB28-MBIA GRAND PARKWAY 2021	AR-0059	State Pool	28,050,203.96	-173,314.19	0.00	0.00	0.00	26,685.81	27,876,889.77
08/02/21	Open	MB29-MBIA SR LIEN TOLL RD 2021	AR-0060	State Pool	60,113,600.78	-2,943,017.62	0.00	0.00	0.00	56,982.38	57,170,583.16
08/02/21	Open	MB30-MBIA FLOOD PRO DRAINAGE 20	AR-0061	State Pool	16,026,148.93	15,255.80	0.00	0.00	0.00	15,255.80	16,041,404.73
04/01/22	Open	LO11-Logic-Moblity Proj 2022	AR-0070	State Pool	11,011,375.01	-1,990,554.69	0.00	0.00	0.00	9,445.31	9,020,820.32
04/01/22	Open	LO12-Logic-Cert of Oblig 22	AR-0071	State Pool	11,011,375.01	-1,990,554.69	0.00	0.00	0.00	9,445.31	9,020,820.32
State Pool Total					**621,291,739.38**	**-246,024,541.12**	**0.00**	**0.00**	**0.00**	**524,293.84**	**375,267,198.26**

Activity Statement
Ft. Bend County
Effective Interest - Actual Life
Receipts in Period
06/01/22 - 06/30/22

Purchase Date	Sale Date	CUSIP	Invest Number	Security Description	Amor Value On 06/01/22	Changes In Principal	Purchase Cost	Sales Proceeds	Purchased Interest	Int/Div Rec In the Perd	Amor Value On 06/30/22
Investment Total					709,532,923.36	46,605,872.87	0.00	0.00	0.00	672,398.71	756,138,796.23

Interest Accrual
Ft. Bend County
Effective Interest - Actual Life
Receipts in Period
06/01/22 - 06/30/22

CUSIP	Invest Number	Security Description	Purchase Date	Sale Date	Yield Earned	Ending Par Val/Shares	Ending Amor Val/Cost	Purchased Interest	Int/Div Rec In the Perd	Int/Div Accrued In the Perd	PTD Purch Received	Int/Div Rec Purch/Date	Int/Div Accrued Purch/Date
09 - Temporary Holding													
Money Market													
Cadence-Money Market Accts	AR-0058	Money Market	01/31/21	Open	2.0101	361,021,439.76	361,021,439.76	0.00	128,409.24	0.00	0.00	446,406.94	0.00
Money Market Total					**2.0101**	**361,021,439.76**	**361,021,439.76**	**0.00**	**128,409.24**	**0.00**	**0.00**	**446,406.94**	**0.00**
09 - Temporary Holding Total					**2.0101**	**361,021,439.76**	**361,021,439.76**	**0.00**	**128,409.24**	**0.00**	**0.00**	**446,406.94**	**0.00**
130 - Assistance Dist #1													
State Pool													
MB13-MBIA ASSISTANCE DIST #1	AR-0042	State Pool	08/31/16	Open	1.1681	10,022,336.24	10,022,336.24	0.00	9,133.46	0.00	0.00	115,858.93	0.00
State Pool Total					**1.1681**	**10,022,336.24**	**10,022,336.24**	**0.00**	**9,133.46**	**0.00**	**0.00**	**115,858.93**	**0.00**
130 - Assistance Dist #1 Total					**1.1681**	**10,022,336.24**	**10,022,336.24**	**0.00**	**9,133.46**	**0.00**	**0.00**	**115,858.93**	**0.00**
145 - ESD 100 Agreement													
State Pool													
MB12-MBIA ESD 100 AGREEMENT	AR-0041	State Pool	08/31/16	Open	1.1581	8,509,635.70	8,509,635.70	0.00	8,092.90	0.00	0.00	108,076.94	0.00
State Pool Total					**1.1581**	**8,509,635.70**	**8,509,635.70**	**0.00**	**8,092.90**	**0.00**	**0.00**	**108,076.94**	**0.00**
145 - ESD 100 Agreement Total					**1.1581**	**8,509,635.70**	**8,509,635.70**	**0.00**	**8,092.90**	**0.00**	**0.00**	**108,076.94**	**0.00**
802 - Sr Lien 2016													
State Pool													
MB17 - SR LIEN BOND 2016	AR-0046	State Pool	12/09/16	Open	1.1394	227,990.39	227,990.39	0.00	1,348.53	0.00	0.00	178,731.43	0.00
State Pool Total					**1.1394**	**227,990.39**	**227,990.39**	**0.00**	**1,348.53**	**0.00**	**0.00**	**178,731.43**	**0.00**
802 - Sr Lien 2016 Total					**1.1394**	**227,990.39**	**227,990.39**	**0.00**	**1,348.53**	**0.00**	**0.00**	**178,731.43**	**0.00**
810 - FBC Toll Road Operations													
State Pool													
TT02-TX TERM Toll Rd. Operation	AR-0024	State Pool	11/01/08	Open	0.0000	0.00	0.00	0.00	0.00	0.00	0.00	0.00	0.00
State Pool Total					**0.0000**	**0.00**	**0.00**	**0.00**	**0.00**	**0.00**	**0.00**	**0.00**	**0.00**
810 - FBC Toll Road Operations Total					**0.0000**	**0.00**	**0.00**	**0.00**	**0.00**	**0.00**	**0.00**	**0.00**	**0.00**
815 - Grand Parkway Operations													
State Pool													
MB14-MBIA GR PARKWAY OPERATIONS	AR-0043	State Pool	08/31/16	Open	1.0581	8,217,564.96	8,217,564.96	0.00	30,312.39	0.00	0.00	517,559.48	0.00
State Pool Total					**1.0581**	**8,217,564.96**	**8,217,564.96**	**0.00**	**30,312.39**	**0.00**	**0.00**	**517,559.48**	**0.00**
815 - Grand Parkway Operations Total					**1.0581**	**8,217,564.96**	**8,217,564.96**	**0.00**	**30,312.39**	**0.00**	**0.00**	**517,559.48**	**0.00**
LO10 - LOGIC COUNTYS CARES ACT													
State Pool													
LO10-LOGIC-COUNTY'S CARE ACT	AR-0047	State Pool	05/12/20	Open	1.1797	6,018,749.48	6,018,749.48	0.00	5,830.17	0.00	0.00	164,749.48	0.00
State Pool Total					**1.1797**	**6,018,749.48**	**6,018,749.48**	**0.00**	**5,830.17**	**0.00**	**0.00**	**164,749.48**	**0.00**
LO10 - LOGIC COUNTYS CARES ACT Total					**1.1797**	**6,018,749.48**	**6,018,749.48**	**0.00**	**5,830.17**	**0.00**	**0.00**	**164,749.48**	**0.00**
LO11 - Logic Mobility Projects 2022													
State Pool													
LO11-Logic-Moblity Proj 2022	AR-0070	State Pool	04/01/22	Open	1.1555	9,020,820.32	9,020,820.32	0.00	9,445.31	0.00	0.00	20,820.32	0.00
State Pool Total					**1.1555**	**9,020,820.32**	**9,020,820.32**	**0.00**	**9,445.31**	**0.00**	**0.00**	**20,820.32**	**0.00**
LO11 - Logic Mobility Projects 2022 Total					**1.1555**	**9,020,820.32**	**9,020,820.32**	**0.00**	**9,445.31**	**0.00**	**0.00**	**20,820.32**	**0.00**
LO12 - Logic Cert of Obligation 2022													
State Pool													
LO12-Logic-Cert of Oblig 22	AR-0071	State Pool	04/01/22	Open	1.1555	9,020,820.32	9,020,820.32	0.00	9,445.31	0.00	0.00	20,820.32	0.00
State Pool Total					**1.1555**	**9,020,820.32**	**9,020,820.32**	**0.00**	**9,445.31**	**0.00**	**0.00**	**20,820.32**	**0.00**
LO12 - Logic Cert of Obligation 2022 Total					**1.1555**	**9,020,820.32**	**9,020,820.32**	**0.00**	**9,445.31**	**0.00**	**0.00**	**20,820.32**	**0.00**
LOG1 - LOGIC GENERAL													

Interest Accrual
Ft. Bend County
Effective Interest - Actual Life
Receipts in Period
06/01/22 - 06/30/22

CUSIP	Invest Number	Security Description	Purchase Date	Sale Date	Yield Earned	Ending Par Val/Shares	Ending Amor Val/Cost	Purchased Interest	Int/Div Rec In the Perd	Int/Div Accrued In the Perd	PTD Purch Received	Int/Div Rec Purch/Date	Int/Div Accrued Purch/Date
State Pool													
LOG1-Logic- General	AR-0028	State Pool	11/10/08	Open	1.1025	45,989,070.54	45,989,070.54	0.00	83,891.36	0.00	0.00	1,059,503.52	0.00
State Pool Total					**1.1025**	**45,989,070.54**	**45,989,070.54**	**0.00**	**83,891.36**	**0.00**	**0.00**	**1,059,503.52**	**0.00**
LOG1 - LOGIC GENERAL Total					**1.1025**	**45,989,070.54**	**45,989,070.54**	**0.00**	**83,891.36**	**0.00**	**0.00**	**1,059,503.52**	**0.00**
LOG2 - LOGIC TOLL OPERATIONS													
State Pool													
LOG2-Logic-Toll Rd.Operations	AR-0029	State Pool	11/10/08	Open	1.0783	10,215,725.72	10,215,725.72	0.00	26,757.00	0.00	0.00	277,056.80	0.00
State Pool Total					**1.0783**	**10,215,725.72**	**10,215,725.72**	**0.00**	**26,757.00**	**0.00**	**0.00**	**277,056.80**	**0.00**
LOG2 - LOGIC TOLL OPERATIONS Total					**1.0783**	**10,215,725.72**	**10,215,725.72**	**0.00**	**26,757.00**	**0.00**	**0.00**	**277,056.80**	**0.00**
LOG5 - LOGIC DRAINAGE													
State Pool													
LOG5-Logic-Drainage	AR-0032	State Pool	11/10/08	Open	1.1797	8,041,119.16	8,041,119.16	0.00	7,789.19	0.00	0.00	43,362.93	0.00
State Pool Total					**1.1797**	**8,041,119.16**	**8,041,119.16**	**0.00**	**7,789.19**	**0.00**	**0.00**	**43,362.93**	**0.00**
LOG5 - LOGIC DRAINAGE Total					**1.1797**	**8,041,119.16**	**8,041,119.16**	**0.00**	**7,789.19**	**0.00**	**0.00**	**43,362.93**	**0.00**
LOG8 - LOGIC ROAD & BRIDGE													
State Pool													
LOG8-Logic-Road & Bridge	AR-0035	State Pool	11/10/08	Open	1.1797	10,548,809.45	10,548,809.45	0.00	10,218.31	0.00	0.00	54,296.97	0.00
State Pool Total					**1.1797**	**10,548,809.45**	**10,548,809.45**	**0.00**	**10,218.31**	**0.00**	**0.00**	**54,296.97**	**0.00**
LOG8 - LOGIC ROAD & BRIDGE Total					**1.1797**	**10,548,809.45**	**10,548,809.45**	**0.00**	**10,218.31**	**0.00**	**0.00**	**54,296.97**	**0.00**
MB02 - MBIA GENERAL													
State Pool													
MB02-MBIA General	AR-0015	State Pool	11/01/08	Open	1.1245	49,227,460.81	49,227,460.81	0.00	59,922.25	0.00	0.00	954,693.34	0.00
State Pool Total					**1.1245**	**49,227,460.81**	**49,227,460.81**	**0.00**	**59,922.25**	**0.00**	**0.00**	**954,693.34**	**0.00**
MB02 - MBIA GENERAL Total					**1.1245**	**49,227,460.81**	**49,227,460.81**	**0.00**	**59,922.25**	**0.00**	**0.00**	**954,693.34**	**0.00**
MB03 - MBIA ROAD & BRIDGE													
State Pool													
MB03-MBIA Road & Bridge	AR-0016	State Pool	11/01/08	Open	1.1236	2,086,095.78	2,086,095.78	0.00	2,355.38	0.00	0.00	126,834.93	0.00
State Pool Total					**1.1236**	**2,086,095.78**	**2,086,095.78**	**0.00**	**2,355.38**	**0.00**	**0.00**	**126,834.93**	**0.00**
MB03 - MBIA ROAD & BRIDGE Total					**1.1236**	**2,086,095.78**	**2,086,095.78**	**0.00**	**2,355.38**	**0.00**	**0.00**	**126,834.93**	**0.00**
MB04 - MBIA DRAINAGE													
State Pool													
MB04-MBIA Drainage	AR-0017	State Pool	11/01/08	Open	1.1503	10,823,478.14	10,823,478.14	0.00	10,664.85	0.00	0.00	183,736.62	2,620.73
State Pool Total					**1.1503**	**10,823,478.14**	**10,823,478.14**	**0.00**	**10,664.85**	**0.00**	**0.00**	**183,736.62**	**2,620.73**
MB04 - MBIA DRAINAGE Total					**1.1503**	**10,823,478.14**	**10,823,478.14**	**0.00**	**10,664.85**	**0.00**	**0.00**	**183,736.62**	**2,620.73**
MB06 - MBIA TOLL RD OPERATIONS													
State Pool													
MB06-MBIA Toll Rd. Operations	AR-0019	State Pool	11/01/08	Open	1.0597	13,156,056.63	13,156,056.63	0.00	46,257.69	0.00	0.00	843,223.07	38,363.64
State Pool Total					**1.0597**	**13,156,056.63**	**13,156,056.63**	**0.00**	**46,257.69**	**0.00**	**0.00**	**843,223.07**	**38,363.64**
MB06 - MBIA TOLL RD OPERATIONS Total					**1.0597**	**13,156,056.63**	**13,156,056.63**	**0.00**	**46,257.69**	**0.00**	**0.00**	**843,223.07**	**38,363.64**
MB18 - MBIA COUNTYS CARES ACT													
State Pool													
MB18-MBIA COUNTY'S CARES ACT	AR-0048	State Pool	05/12/20	Open	1.0865	12,112,737.43	12,112,737.43	0.00	45,235.28	0.00	0.00	214,656.89	0.00
State Pool Total					**1.0865**	**12,112,737.43**	**12,112,737.43**	**0.00**	**45,235.28**	**0.00**	**0.00**	**214,656.89**	**0.00**
MB18 - MBIA COUNTYS CARES ACT Total					**1.0865**	**12,112,737.43**	**12,112,737.43**	**0.00**	**45,235.28**	**0.00**	**0.00**	**214,656.89**	**0.00**
MB19 - MBIA FBC ASSIST DIST #2													
State Pool													

Interest Accrual
Ft. Bend County
Effective Interest - Actual Life
Receipts in Period
06/01/22 - 06/30/22

CUSIP	Invest Number	Security Description	Purchase Date	Sale Date	Yield Earned	Ending Par Val/Shares	Ending Amor Val/Cost	Purchased Interest	Int/Div Rec In the Perd	Int/Div Accrued In the Perd	PTD Purch Received	Int/Div Rec Purch/Date	Int/Div Accrued Purch/Date
MB19-MBIA FBC ASSIST. DIST. #2	AR-0049	State Pool	05/13/20	Open	1.1581	7,524,794.22	7,524,794.22	0.00	7,156.28	0.00	0.00	24,794.22	0.00
State Pool Total					**1.1581**	**7,524,794.22**	**7,524,794.22**	**0.00**	**7,156.28**	**0.00**	**0.00**	**24,794.22**	**0.00**
MB19 - MBIA FBC ASSIST DIST #2 Total					**1.1581**	**7,524,794.22**	**7,524,794.22**	**0.00**	**7,156.28**	**0.00**	**0.00**	**24,794.22**	**0.00**
MB20 - MBIA FBC ASSIST DIST #4													
State Pool													
MB20- MBIA FBC ASSIST. DIST. #4	AR-0050	State Pool	05/13/20	Open	1.1895	1,756,895.62	1,756,895.62	0.00	1,471.84	0.00	0.00	6,895.62	0.00
State Pool Total					**1.1895**	**1,756,895.62**	**1,756,895.62**	**0.00**	**1,471.84**	**0.00**	**0.00**	**6,895.62**	**0.00**
MB20 - MBIA FBC ASSIST DIST #4 Total					**1.1895**	**1,756,895.62**	**1,756,895.62**	**0.00**	**1,471.84**	**0.00**	**0.00**	**6,895.62**	**0.00**
MB21 - MBIA ASSIST DIST #6													
State Pool													
MB21-MBIA FBC ASSIST. DIST. #6	AR-0051	State Pool	05/13/20	Open	1.1726	3,512,451.49	3,512,451.49	0.00	3,141.42	0.00	0.00	12,451.49	0.00
State Pool Total					**1.1726**	**3,512,451.49**	**3,512,451.49**	**0.00**	**3,141.42**	**0.00**	**0.00**	**12,451.49**	**0.00**
MB21 - MBIA ASSIST DIST #6 Total					**1.1726**	**3,512,451.49**	**3,512,451.49**	**0.00**	**3,141.42**	**0.00**	**0.00**	**12,451.49**	**0.00**
MB23 - MBIA JUVENILE													
State Pool													
MB23-MBIA JUVENILE	AR-0053	State Pool	05/13/20	Open	1.1429	8,278,969.11	8,278,969.11	0.00	9,083.54	0.00	0.00	45,202.74	0.00
State Pool Total					**1.1429**	**8,278,969.11**	**8,278,969.11**	**0.00**	**9,083.54**	**0.00**	**0.00**	**45,202.74**	**0.00**
MB23 - MBIA JUVENILE Total					**1.1429**	**8,278,969.11**	**8,278,969.11**	**0.00**	**9,083.54**	**0.00**	**0.00**	**45,202.74**	**0.00**
MB24 - MBIA DEBT SERVICE													
State Pool													
MB24-MBIA DEBT SERVICE	AR-0054	State Pool	05/13/20	Open	1.1581	27,079,490.76	27,079,490.76	0.00	25,753.33	0.00	0.00	111,213.52	0.00
State Pool Total					**1.1581**	**27,079,490.76**	**27,079,490.76**	**0.00**	**25,753.33**	**0.00**	**0.00**	**111,213.52**	**0.00**
MB24 - MBIA DEBT SERVICE Total					**1.1581**	**27,079,490.76**	**27,079,490.76**	**0.00**	**25,753.33**	**0.00**	**0.00**	**111,213.52**	**0.00**
MB25 - MBIA DRAINAGE DEBT SERVICE													
State Pool													
MB25-MBIA DRAINAGE DEBT SERVICE	AR-0055	State Pool	05/13/20	Open	1.1753	4,212,105.35	4,212,105.35	0.00	3,727.20	0.00	0.00	12,105.35	0.00
State Pool Total					**1.1753**	**4,212,105.35**	**4,212,105.35**	**0.00**	**3,727.20**	**0.00**	**0.00**	**12,105.35**	**0.00**
MB25 - MBIA DRAINAGE DEBT SERVICE Total					**1.1753**	**4,212,105.35**	**4,212,105.35**	**0.00**	**3,727.20**	**0.00**	**0.00**	**12,105.35**	**0.00**
MB26 - MBIA FACILITIES BOND 2018													
State Pool													
MB26-FACILITIES BOND 2018	AR-0056	State Pool	05/13/20	Open	1.1504	6,055,267.58	6,055,267.58	0.00	5,940.86	0.00	0.00	55,267.58	0.00
State Pool Total					**1.1504**	**6,055,267.58**	**6,055,267.58**	**0.00**	**5,940.86**	**0.00**	**0.00**	**55,267.58**	**0.00**
MB26 - MBIA FACILITIES BOND 2018 Total					**1.1504**	**6,055,267.58**	**6,055,267.58**	**0.00**	**5,940.86**	**0.00**	**0.00**	**55,267.58**	**0.00**
MB27 - MBIA TX HERITAGE PARKWAY 2020													
State Pool													
MB27-MBIA TX HERITAGE PARKWAY	AR-0057	State Pool	05/13/20	Open	1.1581	2,516,303.14	2,516,303.14	0.00	2,393.06	0.00	0.00	46,682.49	0.00
State Pool Total					**1.1581**	**2,516,303.14**	**2,516,303.14**	**0.00**	**2,393.06**	**0.00**	**0.00**	**46,682.49**	**0.00**
MB27 - MBIA TX HERITAGE PARKWAY 2020 Total					**1.1581**	**2,516,303.14**	**2,516,303.14**	**0.00**	**2,393.06**	**0.00**	**0.00**	**46,682.49**	**0.00**
MB28 - MBIAGrand Parkway 2021													
State Pool													
MB28-MBIA GRAND PARKWAY 2021	AR-0059	State Pool	08/02/21	Open	1.1580	27,876,889.77	27,876,889.77	0.00	26,685.81	0.00	0.00	76,889.77	0.00
State Pool Total					**1.1580**	**27,876,889.77**	**27,876,889.77**	**0.00**	**26,685.81**	**0.00**	**0.00**	**76,889.77**	**0.00**
MB28 - MBIAGrand Parkway 2021 Total					**1.1580**	**27,876,889.77**	**27,876,889.77**	**0.00**	**26,685.81**	**0.00**	**0.00**	**76,889.77**	**0.00**
MB29 - MBIA Sr Lien 2021													
State Pool													
MB29-MBIA SR LIEN TOLL RD 2021	AR-0060	State Pool	08/02/21	Open	1.1571	57,170,583.16	57,170,583.16	0.00	56,982.38	0.00	0.00	170,583.16	0.00

Interest Accrual
Ft. Bend County
Effective Interest - Actual Life
Receipts in Period
06/01/22 - 06/30/22

CUSIP	Invest Number	Security Description	Purchase Date	Sale Date	Yield Earned	Ending Par Val/Shares	Ending Amor Val/Cost	Purchased Interest	Int/Div Rec In the Perd	Int/Div Accrued In the Perd	PTD Purch Received	Int/Div Rec Purch/Date	Int/Div Accrued Purch/Date
State Pool Total					**1.1571**	**57,170,583.16**	**57,170,583.16**	**0.00**	**56,982.38**	**0.00**	**0.00**	**170,583.16**	**0.00**
MB29 - MBIA Sr Lien 2021 Total					**1.1571**	**57,170,583.16**	**57,170,583.16**	**0.00**	**56,982.38**	**0.00**	**0.00**	**170,583.16**	**0.00**
MB30 - MBIA Flood Proj Drainage 20													
State Pool													
MB30-MBIA FLOOD PRO DRAINAGE 20	AR-0061	State Pool	08/02/21	Open	1.1581	16,041,404.73	16,041,404.73	0.00	15,255.80	0.00	0.00	41,404.73	0.00
State Pool Total					**1.1581**	**16,041,404.73**	**16,041,404.73**	**0.00**	**15,255.80**	**0.00**	**0.00**	**41,404.73**	**0.00**
MB30 - MBIA Flood Proj Drainage 20 Total					**1.1581**	**16,041,404.73**	**16,041,404.73**	**0.00**	**15,255.80**	**0.00**	**0.00**	**41,404.73**	**0.00**
MB31 - MBIA FBC ASSIST DIST #9													
Money Market													
MB31-MBIA FBC ASSIST DIST #9	AR-0062	Money Market	03/11/22	Open	1.1791	2,504,726.30	2,504,726.30	0.00	2,183.01	0.00	0.00	4,726.30	0.00
Money Market Total					**1.1791**	**2,504,726.30**	**2,504,726.30**	**0.00**	**2,183.01**	**0.00**	**0.00**	**4,726.30**	**0.00**
MB31 - MBIA FBC ASSIST DIST #9 Total					**1.1791**	**2,504,726.30**	**2,504,726.30**	**0.00**	**2,183.01**	**0.00**	**0.00**	**4,726.30**	**0.00**
MB32 - MBIA FBC ASSIST DIST #11													
Money Market													
MB32-MBIA FBC ASSIST DIST #11	AR-0063	Money Market	03/11/22	Open	1.1692	4,508,535.88	4,508,535.88	0.00	4,088.73	0.00	0.00	8,535.88	0.00
Money Market Total					**1.1692**	**4,508,535.88**	**4,508,535.88**	**0.00**	**4,088.73**	**0.00**	**0.00**	**8,535.88**	**0.00**
MB32 - MBIA FBC ASSIST DIST #11 Total					**1.1692**	**4,508,535.88**	**4,508,535.88**	**0.00**	**4,088.73**	**0.00**	**0.00**	**8,535.88**	**0.00**
MB34 - MBIA County Cert. of Obligation													
Money Market													
MB34-MBIA CERT OF OBLIGATION 22	AR-0068	Money Market	03/03/22	Open	1.1071	558,381.10	558,381.10	0.00	1,154.71	0.00	0.00	8,381.10	0.00
Money Market Total					**1.1071**	**558,381.10**	**558,381.10**	**0.00**	**1,154.71**	**0.00**	**0.00**	**8,381.10**	**0.00**
MB34 - MBIA County Cert. of Obligation Total					**1.1071**	**558,381.10**	**558,381.10**	**0.00**	**1,154.71**	**0.00**	**0.00**	**8,381.10**	**0.00**
MB35 - MBIA Mobility Projects													
Money Market													
MB35-MBIA MOBILITY PROJ. 2022	AR-0069	Money Market	03/28/22	Open	1.1614	6,719,767.73	6,719,767.73	0.00	7,279.86	0.00	0.00	19,767.73	0.00
Money Market Total					**1.1614**	**6,719,767.73**	**6,719,767.73**	**0.00**	**7,279.86**	**0.00**	**0.00**	**19,767.73**	**0.00**
MB35 - MBIA Mobility Projects Total					**1.1614**	**6,719,767.73**	**6,719,767.73**	**0.00**	**7,279.86**	**0.00**	**0.00**	**19,767.73**	**0.00**
MB36 - MBIA FEE OFFICER													
Money Market													
MB36-MBIA FEE OFFICER	AR-0065	Money Market	03/14/22	Open	1.1865	2,051,853.19	2,051,853.19	0.00	1,853.19	0.00	0.00	3,971.03	0.00
Money Market Total					**1.1865**	**2,051,853.19**	**2,051,853.19**	**0.00**	**1,853.19**	**0.00**	**0.00**	**3,971.03**	**0.00**
MB36 - MBIA FEE OFFICER Total					**1.1865**	**2,051,853.19**	**2,051,853.19**	**0.00**	**1,853.19**	**0.00**	**0.00**	**3,971.03**	**0.00**
MB37 - MBIA FBC ASSIST DIST #7													
Money Market													
MB37-MBIA FBC ASSIST DIST #7	AR-0066	Money Market	03/14/22	Open	1.1958	1,502,482.51	1,502,482.51	0.00	1,229.88	0.00	0.00	2,482.51	0.00
Money Market Total					**1.1958**	**1,502,482.51**	**1,502,482.51**	**0.00**	**1,229.88**	**0.00**	**0.00**	**2,482.51**	**0.00**
MB37 - MBIA FBC ASSIST DIST #7 Total					**1.1958**	**1,502,482.51**	**1,502,482.51**	**0.00**	**1,229.88**	**0.00**	**0.00**	**2,482.51**	**0.00**
MB38 - MBIA 2020A FBC TAX NOTE													
Money Market													
MB38-MBIA 2020A FBC TAX NOTE	AR-0067	Money Market	03/14/22	Open	1.1581	2,004,411.50	2,004,411.50	0.00	1,906.25	0.00	0.00	4,411.50	0.00
Money Market Total					**1.1581**	**2,004,411.50**	**2,004,411.50**	**0.00**	**1,906.25**	**0.00**	**0.00**	**4,411.50**	**0.00**
MB38 - MBIA 2020A FBC TAX NOTE Total					**1.1581**	**2,004,411.50**	**2,004,411.50**	**0.00**	**1,906.25**	**0.00**	**0.00**	**4,411.50**	**0.00**
TT00 - TEXAS TERM GENERAL													
State Pool													
TT00-TX TERM General	AR-0022	State Pool	11/01/08	Open	1.0092	1,073.83	1,073.83	0.00	0.89	0.00	0.00	21,458.60	0.00
State Pool Total					**1.0092**	**1,073.83**	**1,073.83**	**0.00**	**0.89**	**0.00**	**0.00**	**21,458.60**	**0.00**

Interest Accrual
Ft. Bend County
Effective Interest - Actual Life
Receipts in Period
06/01/22 - 06/30/22

CUSIP	Invest Number	Security Description	Purchase Date	Sale Date	Yield Earned	Ending Par Val/Shares	Ending Amor Val/Cost	Purchased Interest	Int/Div Rec In the Perd	Int/Div Accrued In the Perd	PTD Purch Received	Int/Div Rec Purch/Date	Int/Div Accrued Purch/Date
TT00 - TEXAS TERM GENERAL Total					**1.0092**	**1,073.83**	**1,073.83**	**0.00**	**0.89**	**0.00**	**0.00**	**21,458.60**	**0.00**
TT02 - TEXAS TERM TOLL OPERATIONS													
State Pool													
TT02-TX TERM Toll Rd. Operation	AR-0024	State Pool	11/01/08	Open	0.9990	1,072.60	1,072.60	0.00	0.88	0.00	0.00	18,002.50	0.00
State Pool Total					**0.9990**	**1,072.60**	**1,072.60**	**0.00**	**0.88**	**0.00**	**0.00**	**18,002.50**	**0.00**
TT02 - TEXAS TERM TOLL OPERATIONS Total					**0.9990**	**1,072.60**	**1,072.60**	**0.00**	**0.88**	**0.00**	**0.00**	**18,002.50**	**0.00**
TT04 - TEXAS TERM ROAD & BRIDGE													
State Pool													
TT04-TX TERM Road & Bridge	AR-0026	State Pool	11/01/08	Open	1.0008	1,070.65	1,070.65	0.00	0.88	0.00	0.00	8,277.93	0.00
State Pool Total					**1.0008**	**1,070.65**	**1,070.65**	**0.00**	**0.88**	**0.00**	**0.00**	**8,277.93**	**0.00**
TT04 - TEXAS TERM ROAD & BRIDGE Total					**1.0008**	**1,070.65**	**1,070.65**	**0.00**	**0.88**	**0.00**	**0.00**	**8,277.93**	**0.00**
TT05 - TEXAS TERM DRAINAGE													
State Pool													
TT05-TX TERM Drainage	AR-0027	State Pool	11/01/08	Open	0.9942	355.18	355.18	0.00	0.29	0.00	0.00	5,034.45	0.01
State Pool Total					**0.9942**	**355.18**	**355.18**	**0.00**	**0.29**	**0.00**	**0.00**	**5,034.45**	**0.01**
TT05 - TEXAS TERM DRAINAGE Total					**0.9942**	**355.18**	**355.18**	**0.00**	**0.29**	**0.00**	**0.00**	**5,034.45**	**0.01**

Premium/Discount Amortization

Ft. Bend County

Effective Interest - Actual Life
Receipts in Period
06/01/22 - 06/30/22

CUSIP	Invest Number	Security Description	Purchase Date	Amortiz Date	Yield Earned	Beginning Par Val/Shares	Beginning Unamor Val/Cost	Premium Discount	Ending Par Val/Shares	Ending Amor Val/Cost	Unamor Prem/Dscnt	Amortization In the Perd	Amortization Purch/Date
Money Market													
Cadence-Money Market Accts	AR-0058	Money Market	01/31/21	Open	2.0101	67,959,556.36	67,959,556.36	0.00	361,021,439.76	361,021,439.76	0.00	0.00	0.00
MB31-MBIA FBC ASSIST DIST #9	AR-0062	Money Market	03/11/22	Open	1.1791	2,002,543.29	2,002,543.29	0.00	2,504,726.30	2,504,726.30	0.00	0.00	0.00
MB32-MBIA FBC ASSIST DIST #11	AR-0063	Money Market	03/11/22	Open	1.1692	4,004,447.15	4,004,447.15	0.00	4,508,535.88	4,508,535.88	0.00	0.00	0.00
MB36-MBIA FEE OFFICER	AR-0065	Money Market	03/14/22	Open	1.1865	1,751,165.04	1,751,165.04	0.00	2,051,853.19	2,051,853.19	0.00	0.00	0.00
MB37-MBIA FBC ASSIST DIST #7	AR-0066	Money Market	03/14/22	Open	1.1958	1,001,252.63	1,001,252.63	0.00	1,502,482.51	1,502,482.51	0.00	0.00	0.00
MB38-MBIA 2020A FBC TAX NOTE	AR-0067	Money Market	03/14/22	Open	1.1581	2,002,505.25	2,002,505.25	0.00	2,004,411.50	2,004,411.50	0.00	0.00	0.00
MB34-MBIA CERT OF OBLIGATION 22	AR-0068	Money Market	03/03/22	Open	1.1071	1,507,226.39	1,507,226.39	0.00	558,381.10	558,381.10	0.00	0.00	0.00
MB35-MBIA MOBILITY PROJ. 2022	AR-0069	Money Market	03/28/22	Open	1.1614	8,012,487.87	8,012,487.87	0.00	6,719,767.73	6,719,767.73	0.00	0.00	0.00
Money Market Total					**1.8335**	**88,241,183.98**	**88,241,183.98**	**0.00**	**380,871,597.97**	**380,871,597.97**	**0.00**	**0.00**	**0.00**
State Pool													
MB02-MBIA General	AR-0015	State Pool	11/01/08	Open	1.1245	74,166,373.52	74,166,373.52	0.00	49,227,460.81	49,227,460.81	0.00	0.00	0.00
MB03-MBIA Road & Bridge	AR-0016	State Pool	11/01/08	Open	1.1236	4,083,740.40	4,083,740.40	0.00	2,086,095.78	2,086,095.78	0.00	0.00	0.00
MB04-MBIA Drainage	AR-0017	State Pool	11/01/08	Open	1.1503	12,812,813.29	12,812,813.29	0.00	10,823,478.14	10,823,478.14	0.00	0.00	0.00
MB06-MBIA Toll Rd. Operations	AR-0019	State Pool	11/01/08	Open	1.0597	69,109,798.94	69,109,798.94	0.00	13,156,056.63	13,156,056.63	0.00	0.00	0.00
TT00-TX TERM General	AR-0022	State Pool	11/01/08	Open	1.0092	1,072.94	1,072.94	0.00	1,073.83	1,073.83	0.00	0.00	0.00
TT02-TX TERM Toll Rd. Operation	AR-0024	State Pool	11/01/08	Open	0.9990	1,071.72	1,071.72	0.00	1,072.60	1,072.60	0.00	0.00	0.00
TT04-TX TERM Road & Bridge	AR-0026	State Pool	11/01/08	Open	1.0008	1,069.77	1,069.77	0.00	1,070.65	1,070.65	0.00	0.00	0.00
TT05-TX TERM Drainage	AR-0027	State Pool	11/01/08	Open	0.9942	354.89	354.89	0.00	355.18	355.18	0.00	0.00	0.00
LOG1-Logic- General	AR-0028	State Pool	11/10/08	Open	1.1025	115,905,179.18	115,905,179.18	0.00	45,989,070.54	45,989,070.54	0.00	0.00	0.00
LOG2-Logic-Toll Rd.Operations	AR-0029	State Pool	11/10/08	Open	1.0783	40,188,968.72	40,188,968.72	0.00	10,215,725.72	10,215,725.72	0.00	0.00	0.00
LOG5-Logic-Drainage	AR-0032	State Pool	11/10/08	Open	1.1797	8,033,329.97	8,033,329.97	0.00	8,041,119.16	8,041,119.16	0.00	0.00	0.00
LOG8-Logic-Road & Bridge	AR-0035	State Pool	11/10/08	Open	1.1797	10,538,591.14	10,538,591.14	0.00	10,548,809.45	10,548,809.45	0.00	0.00	0.00
MB12-MBIA ESD 100 AGREEMENT	AR-0041	State Pool	08/31/16	Open	1.1581	8,001,542.80	8,001,542.80	0.00	8,509,635.70	8,509,635.70	0.00	0.00	0.00
MB13-MBIA ASSISTANCE DIST #1	AR-0042	State Pool	08/31/16	Open	1.1681	9,013,202.78	9,013,202.78	0.00	10,022,336.24	10,022,336.24	0.00	0.00	0.00
MB14-MBIA GR PARKWAY OPERATIONS	AR-0043	State Pool	08/31/16	Open	1.0581	46,187,252.57	46,187,252.57	0.00	8,217,564.96	8,217,564.96	0.00	0.00	0.00
MB17 - SR LIEN BOND 2016	AR-0046	State Pool	12/09/16	Open	1.1394	1,526,641.86	1,526,641.86	0.00	227,990.39	227,990.39	0.00	0.00	0.00
LO10-LOGIC-COUNTY'S CARE ACT	AR-0047	State Pool	05/12/20	Open	1.1797	6,012,919.31	6,012,919.31	0.00	6,018,749.48	6,018,749.48	0.00	0.00	0.00
MB18-MBIA COUNTY'S CARES ACT	AR-0048	State Pool	05/12/20	Open	1.0865	26,567,502.15	26,567,502.15	0.00	12,112,737.43	12,112,737.43	0.00	0.00	0.00
MB19-MBIA FBC ASSIST. DIST. #2	AR-0049	State Pool	05/13/20	Open	1.1581	7,517,637.94	7,517,637.94	0.00	7,524,794.22	7,524,794.22	0.00	0.00	0.00
MB20- MBIA FBC ASSIST. DIST. #4	AR-0050	State Pool	05/13/20	Open	1.1895	1,255,423.78	1,255,423.78	0.00	1,756,895.62	1,756,895.62	0.00	0.00	0.00
MB21-MBIA FBC ASSIST. DIST. #6	AR-0051	State Pool	05/13/20	Open	1.1726	3,009,310.07	3,009,310.07	0.00	3,512,451.49	3,512,451.49	0.00	0.00	0.00
MB23-MBIA JUVENILE	AR-0053	State Pool	05/13/20	Open	1.1429	11,519,885.57	11,519,885.57	0.00	8,278,969.11	8,278,969.11	0.00	0.00	0.00
MB24-MBIA DEBT SERVICE	AR-0054	State Pool	05/13/20	Open	1.1581	26,553,737.43	26,553,737.43	0.00	27,079,490.76	27,079,490.76	0.00	0.00	0.00
MB25-MBIA DRAINAGE DEBT SERVICE	AR-0055	State Pool	05/13/20	Open	1.1753	3,508,378.15	3,508,378.15	0.00	4,212,105.35	4,212,105.35	0.00	0.00	0.00
MB26-FACILITIES BOND 2018	AR-0056	State Pool	05/13/20	Open	1.1504	7,049,326.72	7,049,326.72	0.00	6,055,267.58	6,055,267.58	0.00	0.00	0.00
MB27-MBIA TX HERITAGE PARKWAY	AR-0057	State Pool	05/13/20	Open	1.1581	2,513,910.08	2,513,910.08	0.00	2,516,303.14	2,516,303.14	0.00	0.00	0.00
MB28-MBIA GRAND PARKWAY 2021	AR-0059	State Pool	08/02/21	Open	1.1580	28,050,203.96	28,050,203.96	0.00	27,876,889.77	27,876,889.77	0.00	0.00	0.00
MB29-MBIA SR LIEN TOLL RD 2021	AR-0060	State Pool	08/02/21	Open	1.1571	60,113,600.78	60,113,600.78	0.00	57,170,583.16	57,170,583.16	0.00	0.00	0.00
MB30-MBIA FLOOD PRO DRAINAGE 20	AR-0061	State Pool	08/02/21	Open	1.1581	16,026,148.93	16,026,148.93	0.00	16,041,404.73	16,041,404.73	0.00	0.00	0.00
LO11-Logic-Moblity Proj 2022	AR-0070	State Pool	04/01/22	Open	1.1555	11,011,375.01	11,011,375.01	0.00	9,020,820.32	9,020,820.32	0.00	0.00	0.00
LO12-Logic-Cert of Oblig 22	AR-0071	State Pool	04/01/22	Open	1.1555	11,011,375.01	11,011,375.01	0.00	9,020,820.32	9,020,820.32	0.00	0.00	0.00
State Pool Total					**1.1198**	**621,291,739.38**	**621,291,739.38**	**0.00**	**375,267,198.26**	**375,267,198.26**	**0.00**	**0.00**	**0.00**
Investment Total					**1.2248**	**709,532,923.36**	**709,532,923.36**	**0.00**	**756,138,796.23**	**756,138,796.23**	**0.00**	**0.00**	**0.00**

Open Investments
Ft. Bend County
Effective Interest - Actual Life
Receipts in Period
06/30/22

CUSIP	Invest Number	Security Description	Invest Class	Purchase Date	Call Date	Purchase Institut	SafeKeep Institut	Issuing Institut	Yield Matur	Yield Call	Original Unit Cost	Original Par Val/Shares	Original Princ/Cost	Orig Prem Discount	Ending Unit Price	Ending Par Val/Shares	Ending Amor Val/Cost	Unamor Prem/Dscnt
Money Market																		
Cadence-Money Market Accts	AR-0058	Money Market		01/31/21	Open	101	None	101	0.0700	0.0700	1.000000	210,194,488.52	210,194,488.52	0.00	1.000000	361,021,439.76	361,021,439.76	0.00
MB31-MBIA FBC ASSIST DIST #9	AR-0062	Money Market		03/11/22	Open	2000	None	2000	1.1577	1.1577	1.000000	2,000,000.00	2,000,000.00	0.00	1.000000	2,504,726.30	2,504,726.30	0.00
MB32-MBIA FBC ASSIST DIST #11	AR-0063	Money Market		03/11/22	Open	2000	None	2000	1.1577	1.1577	1.000000	3,000,000.00	3,000,000.00	0.00	1.000000	4,508,535.88	4,508,535.88	0.00
MB36-MBIA FEE OFFICER	AR-0065	Money Market		03/14/22	Open	2000	None	2000	1.1577	1.1577	1.000000	3,000,000.00	3,000,000.00	0.00	1.000000	2,051,853.19	2,051,853.19	0.00
MB37-MBIA FBC ASSIST DIST #7	AR-0066	Money Market		03/14/22	Open	2000	None	2000	1.1577	1.1577	1.000000	1,000,000.00	1,000,000.00	0.00	1.000000	1,502,482.51	1,502,482.51	0.00
MB38-MBIA 2020A FBC TAX NOTE	AR-0067	Money Market		03/14/22	Open	2000	None	2000	1.1577	1.1577	1.000000	2,000,000.00	2,000,000.00	0.00	1.000000	2,004,411.50	2,004,411.50	0.00
MB34-MBIA CERT OF OBLIGATION 22	AR-0068	Money Market		03/03/22	Open	2000	None	2000	1.1577	1.1577	1.000000	10,000,000.00	10,000,000.00	0.00	1.000000	558,381.10	558,381.10	0.00
MB35-MBIA MOBILITY PROJ. 2022	AR-0069	Money Market		03/28/22	Open	2000	None	2000	1.1577	1.1577	1.000000	15,000,000.00	15,000,000.00	0.00	1.000000	6,719,767.73	6,719,767.73	0.00
Money Market Total									**0.1267**	**0.1267**	**1.000000**	**246,194,488.52**	**246,194,488.52**	**0.00**	**1.000000**	**380,871,597.97**	**380,871,597.97**	**0.00**
State Pool																		
MB02-MBIA General	AR-0015	State Pool		11/01/08	Open	2000	None	2000	1.1577	1.1577	1.000000	17,374,917.83	17,374,917.83	0.00	1.000000	49,227,460.81	49,227,460.81	0.00
MB03-MBIA Road & Bridge	AR-0016	State Pool		11/01/08	Open	2000	None	2000	1.1577	1.1577	1.000000	2,856,438.24	2,856,438.24	0.00	1.000000	2,086,095.78	2,086,095.78	0.00
MB04-MBIA Drainage	AR-0017	State Pool		11/01/08	Open	2000	None	2000	1.1577	1.1577	1.000000	1,267,218.21	1,267,218.21	0.00	1.000000	10,823,478.14	10,823,478.14	0.00
MB06-MBIA Toll Rd. Operations	AR-0019	State Pool		11/01/08	Open	2000	None	2000	1.1577	1.1577	1.000000	3,143,377.27	3,143,377.27	0.00	1.000000	13,156,056.63	13,156,056.63	0.00
TT00-TX TERM General	AR-0022	State Pool		11/01/08	Open	2005	None	2005	1.0000	1.0000	1.000000	10,006,437.87	10,006,437.87	0.00	1.000000	1,073.83	1,073.83	0.00
TT02-TX TERM Toll Rd. Operation	AR-0024	State Pool		11/01/08	Open	2005	None	2005	1.0000	1.0000	0.000000	0.00	0.00	0.00	1.000000	1,072.60	1,072.60	0.00
TT04-TX TERM Road & Bridge	AR-0026	State Pool		11/01/08	Open	2005	None	2005	1.0000	1.0000	1.000000	10,463.28	10,463.28	0.00	1.000000	1,070.65	1,070.65	0.00
TT05-TX TERM Drainage	AR-0027	State Pool		11/01/08	Open	2005	None	2005	1.0000	1.0000	1.000000	109,774.61	109,774.61	0.00	1.000000	355.18	355.18	0.00
LOG1-Logic- General	AR-0028	State Pool		11/10/08	Open	200	None	200	1.1797	1.1797	1.000000	10,000,000.00	10,000,000.00	0.00	1.000000	45,989,070.54	45,989,070.54	0.00
LOG2-Logic-Toll Rd.Operations	AR-0029	State Pool		11/10/08	Open	200	None	200	1.1797	1.1797	1.000000	2,000,000.00	2,000,000.00	0.00	1.000000	10,215,725.72	10,215,725.72	0.00
LOG5-Logic-Drainage	AR-0032	State Pool		11/10/08	Open	200	None	200	1.1797	1.1797	1.000000	500,000.00	500,000.00	0.00	1.000000	8,041,119.16	8,041,119.16	0.00
LOG8-Logic-Road & Bridge	AR-0035	State Pool		11/10/08	Open	200	None	200	1.1797	1.1797	1.000000	1,000,000.00	1,000,000.00	0.00	1.000000	10,548,809.45	10,548,809.45	0.00
MB12-MBIA ESD 100 AGREEMENT	AR-0041	State Pool		08/31/16	Open	2000	None	2000	1.1577	1.1577	1.000000	3,900,000.00	3,900,000.00	0.00	1.000000	8,509,635.70	8,509,635.70	0.00
MB13-MBIA ASSISTANCE DIST #1	AR-0042	State Pool		08/31/16	Open	2000	None	2000	1.1577	1.1577	1.000000	10,000,000.00	10,000,000.00	0.00	1.000000	10,022,336.24	10,022,336.24	0.00
MB14-MBIA GR PARKWAY OPERATIONS	AR-0043	State Pool		08/31/16	Open	2000	None	2000	1.1577	1.1577	1.000000	8,500,000.00	8,500,000.00	0.00	1.000000	8,217,564.96	8,217,564.96	0.00
MB17 - SR LIEN BOND 2016	AR-0046	State Pool		12/09/16	Open	2000	None	2000	1.1577	1.1577	1.000000	35,000,000.00	35,000,000.00	0.00	1.000000	227,990.39	227,990.39	0.00
LO10-LOGIC-COUNTY'S CARE ACT	AR-0047	State Pool		05/12/20	Open	200	None	200	1.1797	1.1797	1.000000	67,000,000.00	67,000,000.00	0.00	1.000000	6,018,749.48	6,018,749.48	0.00
MB18-MBIA COUNTY'S CARES ACT	AR-0048	State Pool		05/12/20	Open	2000	None	2000	1.1577	1.1577	1.000000	67,000,000.00	67,000,000.00	0.00	1.000000	12,112,737.43	12,112,737.43	0.00
MB19-MBIA FBC ASSIST. DIST. #2	AR-0049	State Pool		05/13/20	Open	2000	None	2000	1.1577	1.1577	1.000000	2,500,000.00	2,500,000.00	0.00	1.000000	7,524,794.22	7,524,794.22	0.00
MB20- MBIA FBC ASSIST. DIST. #4	AR-0050	State Pool		05/13/20	Open	2000	None	2000	1.1577	1.1577	1.000000	1,250,000.00	1,250,000.00	0.00	1.000000	1,756,895.62	1,756,895.62	0.00
MB21-MBIA FBC ASSIST. DIST. #6	AR-0051	State Pool		05/13/20	Open	2000	None	2000	1.1577	1.1577	1.000000	2,000,000.00	2,000,000.00	0.00	1.000000	3,512,451.49	3,512,451.49	0.00
MB23-MBIA JUVENILE	AR-0053	State Pool		05/13/20	Open	2000	None	2000	1.1577	1.1577	1.000000	8,000,000.00	8,000,000.00	0.00	1.000000	8,278,969.11	8,278,969.11	0.00
MB24-MBIA DEBT SERVICE	AR-0054	State Pool		05/13/20	Open	2000	None	2000	1.1577	1.1577	1.000000	21,000,000.00	21,000,000.00	0.00	1.000000	27,079,490.76	27,079,490.76	0.00
MB25-MBIA DRAINAGE DEBT SERVICE	AR-0055	State Pool		05/13/20	Open	2000	None	2000	1.1577	1.1577	1.000000	1,000,000.00	1,000,000.00	0.00	1.000000	4,212,105.35	4,212,105.35	0.00
MB26-FACILITIES BOND 2018	AR-0056	State Pool		05/13/20	Open	2000	None	2000	1.1577	1.1577	1.000000	14,000,000.00	14,000,000.00	0.00	1.000000	6,055,267.58	6,055,267.58	0.00
MB27-MBIA TX HERITAGE PARKWAY	AR-0057	State Pool		05/13/20	Open	2000	None	2000	1.1577	1.1577	1.000000	17,000,000.00	17,000,000.00	0.00	1.000000	2,516,303.14	2,516,303.14	0.00
MB28-MBIA GRAND PARKWAY 2021	AR-0059	State Pool		08/02/21	Open	2000	None	2000	1.1577	1.1577	1.000000	25,000,000.00	25,000,000.00	0.00	1.000000	27,876,889.77	27,876,889.77	0.00
MB29-MBIA SR LIEN TOLL RD 2021	AR-0060	State Pool		08/02/21	Open	2000	None	2000	1.1577	1.1577	1.000000	68,000,000.00	68,000,000.00	0.00	1.000000	57,170,583.16	57,170,583.16	0.00
MB30-MBIA FLOOD PRO DRAINAGE 20	AR-0061	State Pool		08/02/21	Open	2000	None	2000	1.1577	1.1577	1.000000	10,000,000.00	10,000,000.00	0.00	1.000000	16,041,404.73	16,041,404.73	0.00
LO11-Logic-Moblity Proj 2022	AR-0070	State Pool		04/01/22	Open	200	None	200	1.1797	1.1797	1.000000	11,000,000.00	11,000,000.00	0.00	1.000000	9,020,820.32	9,020,820.32	0.00
LO12-Logic-Cert of Oblig 22	AR-0071	State Pool		04/01/22	Open	200	None	200	1.1797	1.1797	1.000000	11,000,000.00	11,000,000.00	0.00	1.000000	9,020,820.32	9,020,820.32	0.00
State Pool Total									**1.1635**	**1.1635**	**1.000000**	**431,418,627.31**	**431,418,627.31**	**0.00**	**1.000000**	**375,267,198.26**	**375,267,198.26**	**0.00**
Investment Total									**0.6413**	**0.6413**	**1.000000**	**677,613,115.83**	**677,613,115.83**	**0.00**	**1.000000**	**756,138,796.23**	**756,138,796.23**	**0.00**

Open Investments
Ft. Bend County
Effective Interest - Actual Life
Receipts in Period
06/30/22

Showing Ending Par Val/Shares: $756,138,796.23

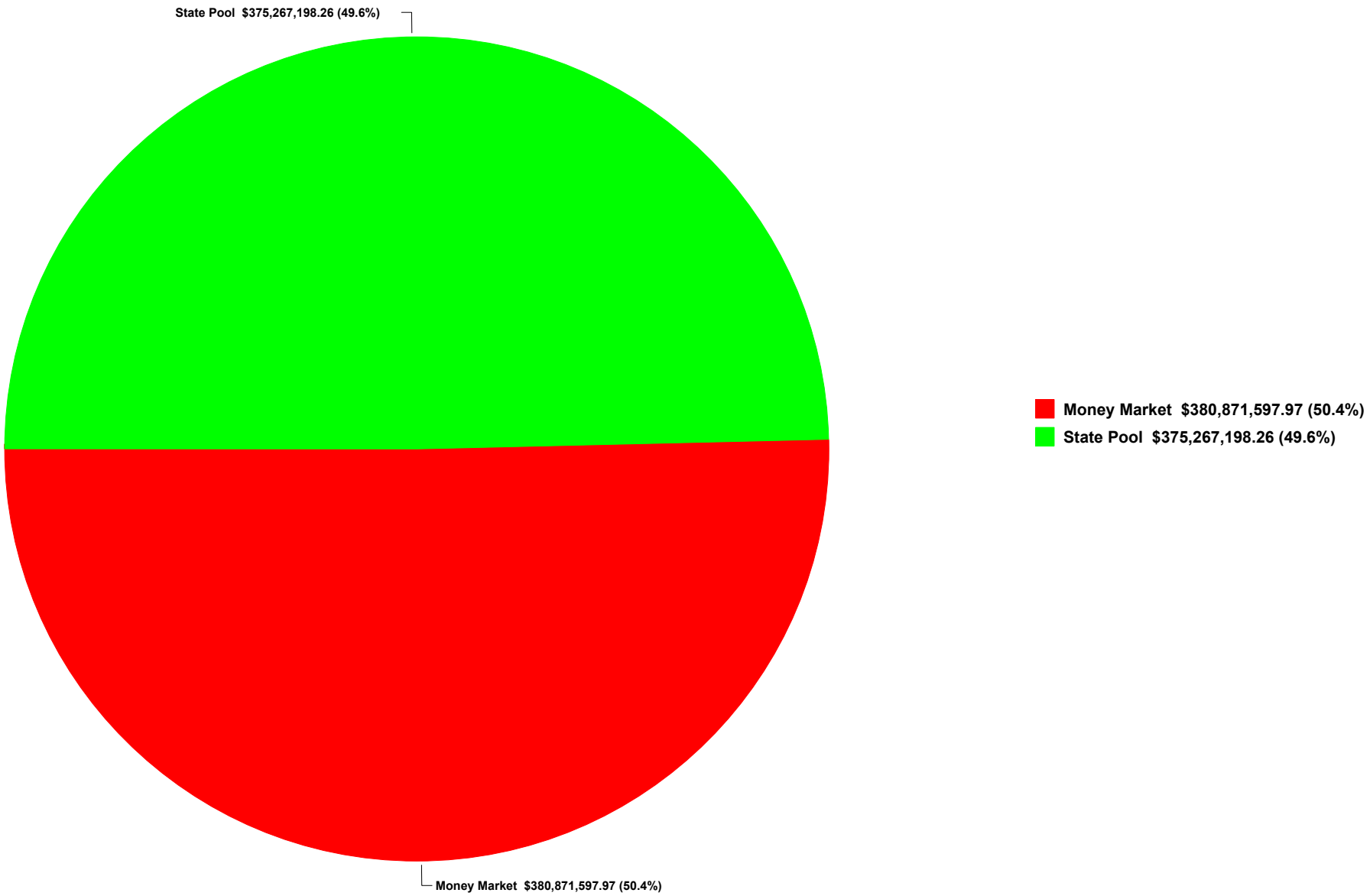

FBC INVESTMENT TRAILING 12 MONTHS

Open Investments		FARMERS MAC DN	FFCB	FHLB	FHLMC	FNMA	FNMA DISCOUNT NOTE	State Pool	Prosperity Money Market	Prosperity - Invst. Acct.
$ 590,550,613	6/30/2021	$ -	$ -	$ -	$ -	$ -	$ -	$ 302,069,061	$ 288,481,552	$ -
$ 695,339,819	7/31/2021	$ -	$ -	$ -	$ -	$ -	$ -	$ 395,587,723	$ 299,752,096	$ -
$ 639,189,312	8/31/2021	$ -	$ -	$ -	$ -	$ -	$ -	$ 472,609,124	$ 166,580,188	$ -
$ 615,430,996	9/30/2021	$ -	$ -	$ -	$ -	$ -	$ -	$ 473,626,947	$ 141,804,049	$ -
$ 590,225,881	10/31/2021	$ -	$ -	$ -	$ -	$ -	$ -	$ 463,627,607	$ 126,598,274	$ -
$ 549,809,193	11/30/2021	$ -	$ -	$ -	$ -	$ -	$ -	$ 439,646,883	$ 126,598,274	$ -
$ 561,165,551	12/31/2021	$ -	$ -	$ -	$ -	$ -	$ -	$ 439,672,912	$ 121,492,639	$ -
$ 738,368,878	1/31/2022	$ -	$ -	$ -	$ -	$ -	$ -	$ 591,714,806	$ 146,654,072	$ -
$ 748,933,656	2/28/2022	$ -	$ -	$ -	$ -	$ -	$ -	$ 617,274,169	$ 131,659,487	$ -
$ 777,559,316	3/31/2022	$ -	$ -	$ -	$ -	$ -	$ -	$ 653,121,342	$ 124,437,974	$ -
$ 743,346,280	4/30/2022	$ -	$ -	$ -	$ -	$ -	$ -	$ 672,068,903	$ 71,277,377	$ -
$ 709,532,923	5/31/2022	$ -	$ -	$ -	$ -	$ -	$ -	$ 641,573,367	$ 67,959,556	$ -
$ 756,138,796	6/30/2022	$ -	$ -	$ -	$ -	$ -	$ -	$ 395,117,356	$ 361,021,440	$ -

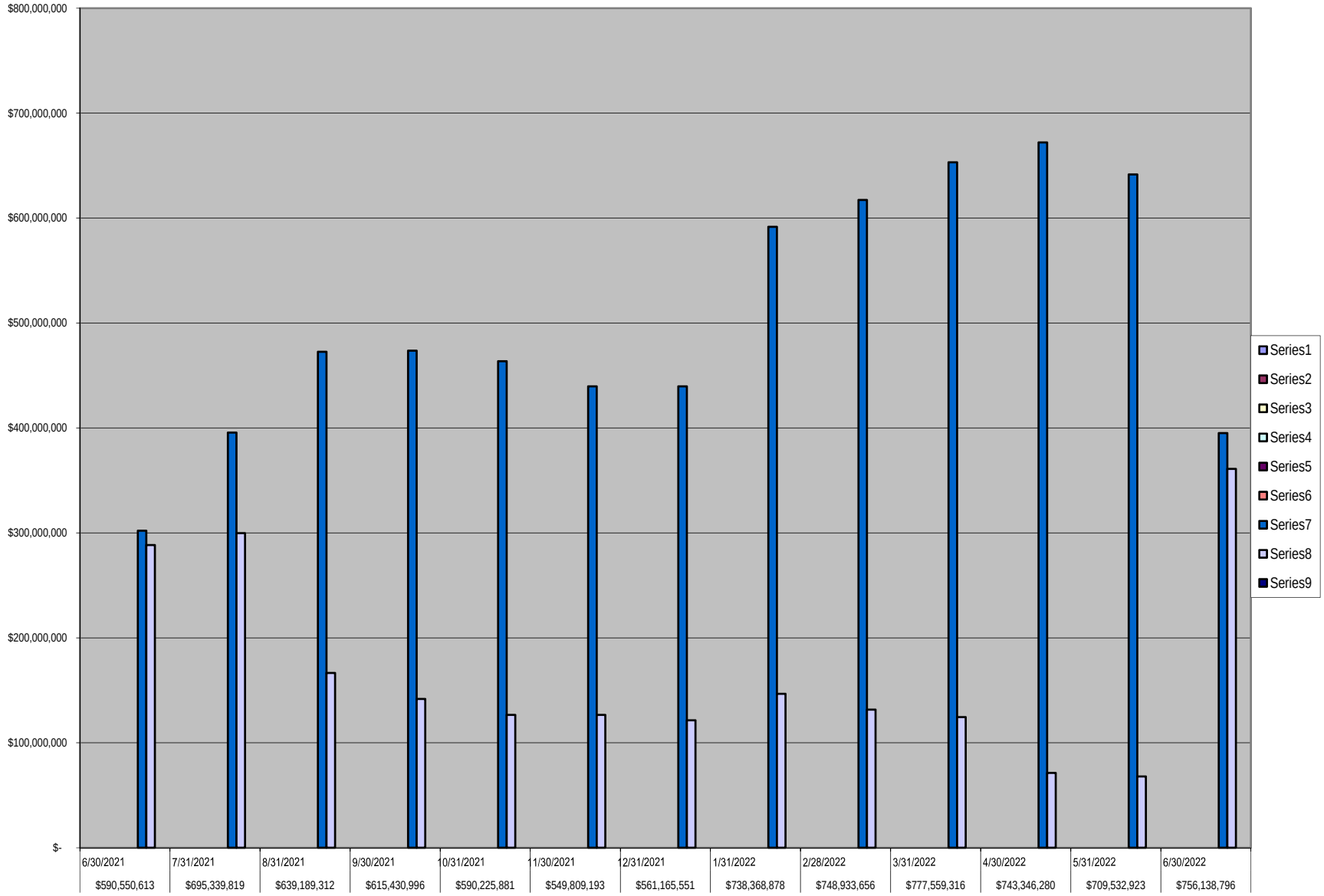
$800,000,000
$700,000,000
$600,000,000
$500,000,000
$400,000,000
$300,000,000
$200,000,000
$100,000,000
$-
Series1
Series2
Series3
Series4
Series5
Series6
Series7
Series8
Series9
6/30/2021 $590,550,613
7/31/2021 $695,339,819
8/31/2021 $639,189,312
9/30/2021 $615,430,996
10/31/2021 $590,225,881
11/30/2021 $549,809,193
12/31/2021 $561,165,551
1/31/2022 $738,368,878
2/28/2022 $748,933,656
3/31/2022 $777,559,316
4/30/2022 $743,346,280
5/31/2022 $709,532,923
6/30/2022 $756,138,796

CADENCE
BANK

06/16/2022

To Whom It May Concern,

In accordance with Cadence Bank's Depository Bid, the interest rate for the month of June 2022 is a fixed rate of 0.07% for all Fort Bend County interest-bearing accounts.

Sincerely,

Jessica Escamilla

Jessica Escamilla
Implementation Project Partner
Cadence Bank N.A.

Texas CLASS

AVERAGE MONTHLY YIELD: 1.1577%

Date	Texas CLASS Dividend Rate	Daily Yield
06/01/2022	0.000025702	0.9381%
06/02/2022	0.000025976	0.9481%
06/03/2022	0.000078237	0.9519%
06/04/2022	0.000000000	0.9519%
06/05/2022	0.000000000	0.9519%
06/06/2022	0.000025985	0.9485%
06/07/2022	0.000026258	0.9584%
06/08/2022	0.000027007	0.9857%
06/09/2022	0.000027165	0.9915%
06/10/2022	0.000081264	0.9887%
06/11/2022	0.000000000	0.9887%
06/12/2022	0.000000000	0.9887%
06/13/2022	0.000026971	0.9845%
06/14/2022	0.000026938	0.9833%
06/15/2022	0.000026633	0.9721%
06/16/2022	0.000028169	1.0282%
06/17/2022	0.000136304	1.2438%
06/18/2022	0.000000000	1.2438%
06/19/2022	0.000000000	1.2438%
06/20/2022	0.000000000	1.2438%
06/21/2022	0.000037032	1.3517%
06/22/2022	0.000037672	1.3749%
06/23/2022	0.000038341	1.3994%
06/24/2022	0.000116385	1.4160%
06/25/2022	0.000000000	1.4160%
06/26/2022	0.000000000	1.4160%
06/27/2022	0.000039181	1.4302%
06/28/2022	0.000039722	1.4499%
06/29/2022	0.000040091	1.4633%
06/30/2022	0.000040478	1.4774%

Performance results are shown net of all fees and expenses and reflect the reinvestment of dividends and other earnings. Many factors affect performance including changes in market conditions and interest rates and in response to other economic, political, or financial developments. Investment involves risk including the possible loss of principal. No assurance can be given that the performance objectives of a given strategy will be achieved. **Past performance is no guarantee of future results. Any financial and/or investment decision may incur losses.**

June 30, 2022

TexasDAILY

Current Yield[1]: 1.25%

Historical Rates Monthly Distribution Yields[2]

	2012	2013	2014	2015	2016	2017	2018	2019	2020	2021	2022
January	0.08%	0.12%	0.04%	0.07%	0.35%	0.58%	1.34%	2.40%	1.61%	0.07%	0.02%
February	0.10%	0.10%	0.04%	0.08%	0.39%	0.59%	1.40%	2.40%	1.58%	0.05%	0.02%
March	0.10%	0.10%	0.04%	0.09%	0.41%	0.66%	1.50%	2.41%	1.20%	0.05%	0.14%
April	0.10%	0.08%	0.04%	0.09%	0.42%	0.75%	1.65%	2.42%	0.83%	0.05%	0.30%
May	0.12%	0.08%	0.04%	0.09%	0.43%	0.76%	1.75%	2.41%	0.41%	0.04%	0.68%
June	0.13%	0.05%	0.04%	0.09%	0.44%	0.85%	1.85%	2.41%	0.24%	0.03%	1.00%
July	0.13%	0.05%	0.05%	0.10%	0.45%	0.96%	1.96%	2.38%	0.22%	0.02%	
August	0.13%	0.05%	0.06%	0.11%	0.47%	1.00%	1.99%	2.21%	0.16%	0.02%	
September	0.13%	0.05%	0.06%	0.13%	0.50%	1.03%	2.03%	2.15%	0.14%	0.02%	
October	0.13%	0.04%	0.06%	0.15%	0.47%	1.05%	2.15%	1.97%	0.12%	0.02%	
November	0.13%	0.04%	0.06%	0.15%	0.45%	1.09%	2.21%	1.74%	0.10%	0.02%	
December	0.13%	0.04%	0.07%	0.23%	0.50%	1.21%	2.32%	1.66%	0.09%	0.02%	

Call toll-free
1-866-839-8376

Past performance is not indicative of future results and yields may vary.

(1) The current yield, which is also known as the current annualized yield or current seven-day yield, represents the net change, exclusive of capital changes and income other than investment income, in the value of a hypothetical account with a balance of one share (normally $1.00 per share) over a seven-day base period expressed as a percentage of the value of one share at the beginning of the seven-day period. This resulting net change in account value is then annualized by multiplying it by 365 and dividing the result by 7. The yields shown may reflect fee waivers by service providers that subsidize and reduce the total operating expenses of the TexasDAILY portfolio. Portfolio yields would be lower if there were no such waivers.

(2) The monthly distribution yield represents the sum of a month's one-day allocation factors divided by the number of days in that month, and multiplied by 365. The yields shown may reflect fee waivers by service providers that subsidize and reduce the total operating expenses of the TexasDAILY portfolio. Portfolio yields would be lower if there were no such waivers.

This information is for institutional investors, not for further distribution to retail investors, and does not represent an offer to sell or a solicitation of an offer to buy or sell any fund or other security. Investors should consider the Texas Range Investment Program's (the "Program's") investment objectives, risks, charges and expenses before investing. This and other information about the Program is available in the Program's Information Statement, which should be read carefully before investing. A copy of the Program's Information Statement may be obtained by calling 1-866-839-8376 or is available on the Program's website at www.texas-range.com. While TexasDAILY and TexasDAILY Select seek to maintain a stable net asset value of $1.00 per share and TexasTERM seeks to achieve a net asset value of $1.00 per share at its stated maturity, it is possible to lose money investing in the Program. An investment in the Program is not insured or guaranteed by the Federal Deposit Insurance Corporation or any other governmental agency. Shares of the Program are distributed by ***PFM Fund Distributors, Inc.****, member Financial Industry Regulatory Authority (FINRA) (www.finra.org) and Securities Investor Protection Corporation (SIPC) (www.sipc.org). PFM Fund Distributors, Inc. is an affiliate of PFM Asset Management LLC.*

LOGIC VERSUS 90-DAY TREASURY BILL

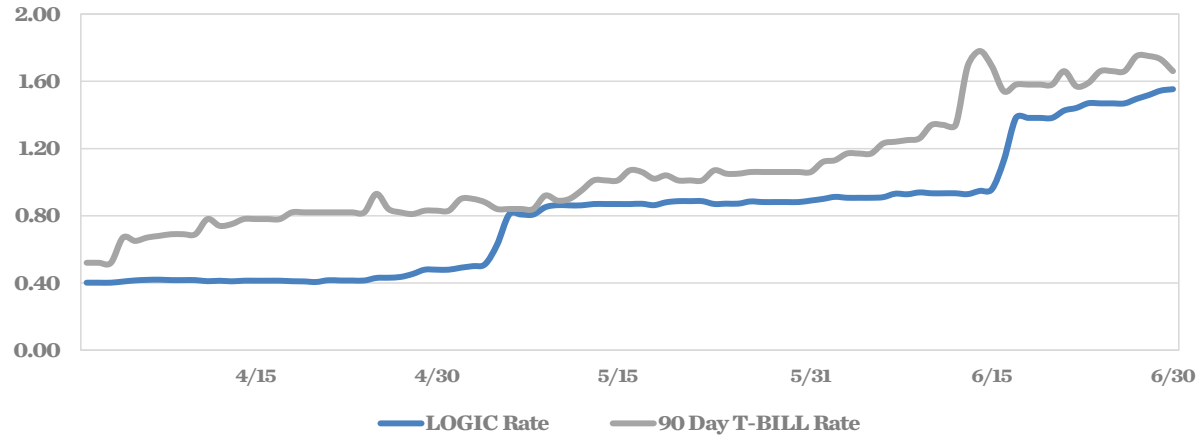

This material is for information purposes only. This information does not represent an offer to buy or sell a security. The above rate information is obtained from sources that are believed to be reliable; however, its accuracy or completeness may be subject to change. The LOGIC management fee may be waived in full or in part at the discretion of the LOGIC co-administrators and the LOGIC rate for the period shown reflects waiver of fees. This table represents historical investment performance/return to the customer, net of fees, and is not an indication of future performance. An investment in the security is not insured or guaranteed by the Federal Deposit Insurance Corporation or any other government agency. Although the issuer seeks to preserve the value of an investment of $1.00 per share, it is possible to lose money by investing in the security. Information about these and other program details are in the fund's Information Statement which should be read carefully before investing. The yield on the 90-Day Treasury Bill ("T-Bill Yield") is shown for comparative purposes only. When comparing the investment returns of the LOGIC pool to the T-Bill Yield, you should know that the LOGIC pool consists of allocations of specific diversified securities as detailed in the respective Information Statements. The T-Bill Yield is taken from Bloomberg Finance L.P. and represents the daily closing yield on the then current 90-Day T-Bill. The LOGIC yield is calculated in accordance with regulations governing the registration of open-end management investment companies under the Investment Company Act of 1940 as promulgated from time to time by the federal Securities and Exchange Commission.

DAILY SUMMARY FOR JUNE 2022

DATE	MNY MKT FUND EQUIV. [SEC Std.]	DAILY ALLOCATION FACTOR	INVESTED BALANCE	MARKET VALUE PER SHARE	WAM DAYS (1)	WAL DAYS (2)
6/1/2022	0.8998%	0.000024652	$8,705,796,356.20	0.999570	32	66
6/2/2022	0.9122%	0.000024991	$8,711,231,825.48	0.999566	32	67
6/3/2022	0.9068%	0.000024844	$8,723,543,323.31	0.999559	31	65
6/4/2022	0.9068%	0.000024844	$8,723,543,323.31	0.999559	31	65
6/5/2022	0.9068%	0.000024844	$8,723,543,323.31	0.999559	31	65
6/6/2022	0.9104%	0.000024942	$8,775,271,150.86	0.999614	31	65
6/7/2022	0.9312%	0.000025511	$8,760,067,343.41	0.999606	32	67
6/8/2022	0.9277%	0.000025416	$8,752,946,806.15	0.999600	32	66
6/9/2022	0.9387%	0.000025717	$8,752,689,359.84	0.999587	32	67
6/10/2022	0.9335%	0.000025576	$8,801,107,186.32	0.999540	31	64
6/11/2022	0.9335%	0.000025576	$8,801,107,186.16	0.999540	31	64
6/12/2022	0.9335%	0.000025576	$8,801,107,186.00	0.999540	31	64
6/13/2022	0.9285%	0.000025437	$8,936,345,344.34	0.999515	30	61
6/14/2022	0.9478%	0.000025966	$8,869,179,832.51	0.999364	30	61
6/15/2022	0.9572%	0.000026224	$8,822,337,164.46	0.999318	31	62
6/16/2022	1.1305%	0.000030973	$8,809,974,770.31	0.999271	31	62
6/17/2022	1.3824%	0.000037875	$8,779,453,123.63	0.999202	33	63
6/18/2022	1.3824%	0.000037875	$8,779,453,123.63	0.999202	33	63
6/19/2022	1.3824%	0.000037875	$8,779,453,123.63	0.999202	33	63
6/20/2022	1.3824%	0.000037875	$8,779,453,123.63	0.999202	33	63
6/21/2022	1.4262%	0.000039074	$8,602,849,747.93	0.999320	33	64
6/22/2022	1.4415%	0.000039493	$8,627,521,905.35	0.999323	32	63
6/23/2022	1.4697%	0.000040265	$8,630,569,774.38	0.999318	35	56
6/24/2022	1.4689%	0.000040244	$8,719,440,964.50	0.999269	33	63
6/25/2022	1.4689%	0.000040244	$8,719,440,964.50	0.999269	33	63
6/26/2022	1.4689%	0.000040244	$8,719,440,964.50	0.999269	33	63
6/27/2022	1.4957%	0.000040978	$8,758,261,937.53	0.999353	35	64
6/28/2022	1.5183%	0.000041598	$8,762,356,672.04	0.999366	35	63
6/29/2022	1.5448%	0.000042324	$8,763,545,819.30	0.999373	37	67
6/30/2022	1.5533%	0.000042555	$8,721,672,395.06	0.999361	36	68
Average	**1.1797%**	**0.000032320**	**$8,753,756,837.39**		**32**	**64**

Cadence Bank
Money Market Accounts
June 30, 2022

FUND	DESCRIPTION	BEGINNING BALANCE	DEPOSITS	WITH-DRAWALS	INTEREST	ENDING BALANCE
100	General Operating	23,988,440.05	165,706,798.67	82,338,526.69	41,067.58	107,397,779.61
150	Juvenile Operations	200,744.83	3,559,909.32	3,233,017.18	48.36	527,685.33
155	Road & Bridge	286,139.64	3,829,743.44	3,405,684.81	77.34	710,275.61
160	Drainage District	234,543.95	2,021,568.23	1,509,012.87	73.06	747,172.37
165	Lateral Road	1,324,686.61	-		102.35	1,324,788.96
170	Statue Restoration	4,622.01	-	-	0.36	4,622.37
175	City Water Assistance	2,903.22	210.00	-	0.24	3,113.46
185	Entex Contributions	4.71	-	-	-	4.71
190	H L & P Assistance	26,713.70	-	1,277.61	1.98	25,438.07
195	County Law Library	1,255,127.01	32,160.72	56,525.48	96.04	1,230,858.29
200	Law Enforcement Academy	615,804.77	3,355.00	19,638.91	46.79	599,567.65
205	Surface Water Supply Corp.	8,353.47	-	-	0.65	8,354.12
206	Industrial Development Corp	3,433.91	1,000.00	-	0.32	4,434.23
207	FBC Historical Commission	7,207.18	-	-	0.56	7,207.74
215	Library Donations	108,608.00	12,891.97	15,760.58	7.93	105,747.32
225	FBC Asset Forfei.Task-State	1,297,514.36	173,213.35	5,268.80	106.69	1,465,565.60
235	Probate Court Training	162,353.12	1,030.02	-	12.59	163,395.73
245	Alert Program-Juvenile	55,839.32	-	-	4.31	55,843.63
255	D A Asset Forfeiture-Fed.	55.54	-	-	-	55.54
265	Gus George Memorial	4,698.32		-	0.36	4,698.68
275	D A Special Fund Run	8,166.62	-	-	0.63	8,167.25
280	Co.Atty.Supplemental Salary	230,238.33	-	11,185.91	17.32	219,069.74
290	VIT Interest (Tax Coll)	81,579.20	8,612.52	16,232.92	5.76	73,964.56
300	FBC Elections	421,156.33	14,150.00	242,734.27	21.32	192,593.38
305	FBC Asset Forfie.Task-Fed.	5,994.44	-	3,685.74	0.30	2,309.00
310	Sheriff Ofc/Forfei.Assets-St.	679,448.06	20,908.36	99,411.13	48.51	600,993.80
315	Sheriff Ofc/Forfei.Assets-Fed.	49,058.15	-	8,000.00	3.43	41,061.58
320	Constable Pct. 2 F/A	24.08	-	-	-	24.08
322	Constable Pct 3 F/A	8,264.07	-	-	0.64	8,264.71
324	Constable Pct 1 F/A	0.76	-	-	-	0.76
332	Fire Marshal St. Ass't. Forfeiture	704.54	-	-	0.05	704.59
335	DA Asset Forfeit.-State	797,848.07	38,085.66	18,960.75	62.33	817,035.31
360	Law Enforcement Training	159,100.91	-	8,833.66	12.07	150,279.32
390	Child Protective Service IV-E	55,169.27	-	14,856.61	3.60	- 40,316.26

Cadence Bank
Money Market Accounts
June 30, 2022

402	Hope 3 Program Sales	61.06	-	-	-	61.06
410	Child Support IVD Reimb.	165,308.20	3,311.18	-	12.91	168,632.29
415	Local Law Enf.Block Grant	66,033.91	-	24,568.02	3.99	41,469.88
440	Supervision	4,050,924.11	1,130,186.35	616,485.64	328.09	4,564,952.91
470	FBC Assist District #16	38,431.60	129,216.94	3,857.55	10.67	163,801.66
471	FBC Assist District #17	1,961.47	46.08	-	0.15	2,007.70
472	FBC Assist District #18	35,404.15	2,915.49	-	2.91	38,322.55
473	FBC Assist District #19	51,393.06	10,805.86	4,883.57	4.50	57,319.85
474	FBC Assist District #20	266,292.50	12,006.75	6,950.91	21.20	271,369.54
475	FBC Assist District #21	4,754.12	417.13	-	0.39	5,171.64
476	FBC Assist District #22	711,846.75	44,262.24	-	57.65	756,166.64
600/605	Debt Service Account	1,334,586.05	126,566.20	1,121,366.15	426.60	340,212.70
610	Drainage Debt Service	897,559.08	3,818.14	700,000.00	35.66	201,412.88
750	Mission Bend/Four Corners	378,035.06	-	291.59	29.20	377,772.67
756	2018 Facilities Bond Projects	512,387.74	1,000,000.00	1,052,521.57	36.23	459,902.40
764	2020 Drainage Flood Projects	1,348,400.33	-	23,146.19	102.96	1,325,357.10
766	2020 Mobility - Tx Heritage Pkwy	366,989.33	-	168,767.62	20.04	198,241.75
768	2020A Tax Notes	1,291,450.76	-	-	99.78	1,291,550.54
771	2021 Tax Note Account	140,951.20	-	-	10.89	140,962.09
772	Certificate of Obligation 2022	856,043.38	3,247,011.00	3,902,845.98	20.18	200,228.58
774	2022 Mobility Projects	996,977.73	5,300,164.00	5,880,229.28	42.91	416,955.36
802	Sr. Lien Toll Rd Rev Bonds 2016	223,257.62	1,300,000.00	1,254,686.95	17.59	268,588.26
803	2021 FBCTRA Bond Projects	524,017.99	3,000,000.00	3,180,611.19	38.01	343,444.81
807	2021 Grand Pkwy Toll Rd Projects	1,152,707.87	205,500.33	1,290,098.36	74.48	68,184.32
810	Toll Road Operations	5,291,993.28	95,418,676.16	6,135,719.08	35,375.79	94,610,326.15
815	Grand Pkwy Toll Road Ops	3,186,313.39	43,833,654.57	3,714,879.81	16,084.23	43,321,172.38
990	County's Cares Act	279,035.29	172,976,748.69	88,658,493.82	33,000.79	84,630,290.95
TREA	Treasurer's Account	254,004.97	89,711,592.14	89,740,143.11	21.90	225,475.90
INVE	FBC Investment Account	-	93,200,000.00	93,200,000.00	-	-
850M	Boon-Chapman Medical	950,336.27	4,500,383.75	4,149,346.37	123.45	1,301,497.10
850D	Boon-Chapman Dental	898,614.09	500,052.00	156,136.92	81.67	1,242,610.84
882	Boon-Chapman 125	310,044.48	76,918.11	57,652.10	25.73	329,336.22
884	Fee Officer's Account	1,411,367.81	3,578,490.80	2,911,457.56	-	2,078,401.05
912	JP Credit Card Processing	80,986.81	315,662.70	347,559.11	5.18	49,095.58
908	EMS Credit Card Processing	62,424.79	44,533.51	63,985.78	2.99	42,975.51

Cadence Bank
Money Market Accounts
June 30, 2022

DACC	D A Credit Card Processing	12,368.13	15,008.79	12,945.53	0.72	14,432.11
PTCC	Public Transportation Credit Cards	4,979.27	11,579.38	15,524.95	0.16	1,033.86
CSCC	CSCD Credit Card	247,582.30	262,539.47	268,163.69	18.28	241,976.36
LBCC	Library Credit Card	1,817.92	10,237.87	11,190.08	0.17	865.88
JUCC	Juvenile Credit Card	1,414.93	1,264.00	2,534.03	0.04	144.94
SOCC	Sheriff Credit Card	27,376.22	22,852.01	30,898.23	1.45	19,331.45
TRCC	Toll Road Permit Credit Card	850.03	2,809.32	1,684.35	0.10	1,975.10
130	Assistant Dist Number 1	946,395.56	512,606.09	1,044,405.20	52.76	414,649.21
131	Assistant Dist Number 2	513,495.79	141,789.57	-	48.18	655,333.54
133	Assistant Dist Number 4	696,551.53	119,083.75	530,596.39	35.27	285,074.16
134	Assistant Dist Number 5	501,837.59	15,683.23	-	39.71	517,560.53
135	Assistant Dist Number 6	470,739.19	151,217.47	504,526.49	21.12	117,451.29
136	Assistant Dist Number 7	758,089.27	172,267.97	571,163.43	43.56	359,237.37
137	Assistant Dist Number 8	111,665.52	6,360.51	3,613.55	8.91	114,421.39
138	Assistant Dist Number 9	869,637.50	79,731.38	502,100.00	47.59	447,316.47
139	Assistant Dist Number 10	751,752.19	80,641.31	-	62.92	832,456.42
140	Assistant Dist Number 11	600,630.55	141,384.42	500,000.00	30.64	242,045.61
141	Assistant District Number 12	2,624.08	2,114.83	-	0.31	4,739.22
145	Emergency Svc Dist 100	1,135,666.14	-	557,556.55	48.32	578,157.91
CCCA	Non Fee Officer CC Clearing Acct	27,523.63	64,096.36	57,763.11	2.02	33,858.90
JPMT	Juror Payments	12,945.07	43,711.00	23,685.07	1.95	32,972.95
EPEC	Engineering Permitting E-Check	6,785.23	16,710.00	17,125.23	0.46	6,370.46
JP41	JP 4 E-Filing	2,480.17	14,235.50	15,597.67	0.18	1,118.18
JP12	JP 1-2 E-Filing	1,131.08	5,792.00	6,447.08	0.08	476.08
JP21	JP 2-1 E-Filing	3,200.21	20,123.75	22,029.96	0.29	1,294.29
JP11	JP 1-1 E-Filing	1,106.06	4,324.00	4,982.06	0.06	448.06
JP31	JP 3 E-Filing	2,969.16	14,954.50	15,955.66	0.19	1,968.19
	EMS Patient Acct Svcs ACH	0.03	572,109.78	572,109.81	0.03	0.03
	Change Fund Clearing Acct	-	4,583.65	4,903.65	-	(320.00)
DCJS	DC Jury Summons Postage	20,001.19	-	1.19	1.55	20,001.55
	Elections CC Account	498.02	334.00	448.02	0.03	384.03
	Total	67,959,556.36	697,606,723.29	404,673,249.13	128,409.24	361,021,439.76