Investment Report
Ft. Bend County
07/01/22 - 07/31/22

This report summarizes the investment position of Ft. Bend County for the period 07/01/22 to 07/31/22.

	06/30/22	07/31/22
Book Value	756,138,796.23	717,814,137.87
Market Value	756,138,796.23	717,814,137.87
Par Value	756,138,796.23	717,814,137.87
Change in Market Value		0.00
Weighted Average Maturity (in Days)	0	0
Weighted Average Yield-to-Maturity of Portfolio	0.6413%	1.2879%
Yield-to-Maturity of 90 Day T-Bill	1.6000%	2.3130%
Accrued Interest		0.00

This report is presented in accordance with the Texas Government Code Title 10 Section 2256.023. The below signed hereby certify that, to the best of their knowledge on the date this report was created, Ft. Bend County is in compliance with the provisions of Government Code 2256 and with the stated policies and strategies of Ft. Bend County.

Pamela Gubbels — 10/25/22

Director of Finance & Investments — Date

10/25/22

County Treasurer — Date

Investment Report
Ft. Bend County
07/01/22 - 07/31/22

Portfolio Composition - 06/30/22

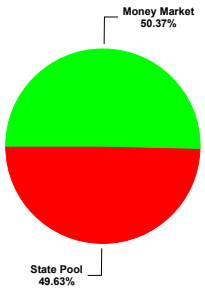

Portfolio Composition - 07/31/22

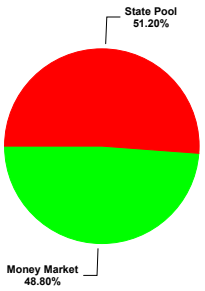

Maturity Aging - 06/30/22 vs 07/31/22

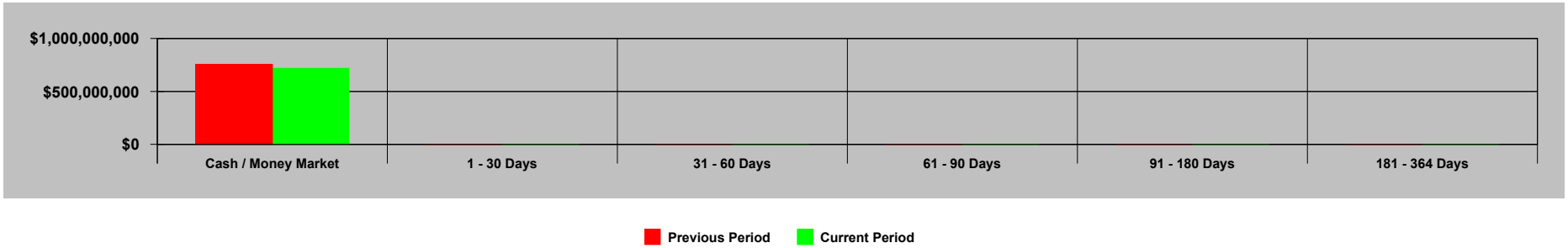

Portfolio Performance - 07/01/22 to 07/31/22

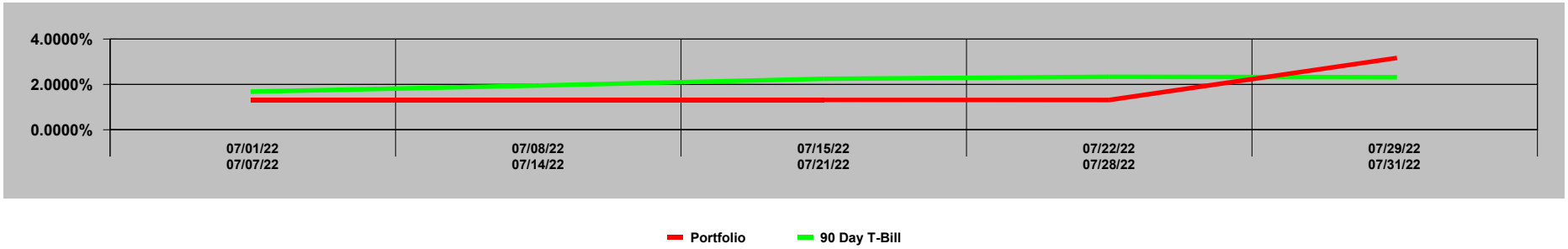

3

GASB 31 Compliance
Ft. Bend County
Effective Interest - Actual Life
Receipts in Period
07/01/22 - 07/31/22

CUSIP	Invest Number	Security Description	Purchase Date	Sale Date	Valuation Method	Yield Earned	Price Source 07/01/22	Beginning Unit Price	Par Value On 07/01/22	Reported Value 07/01/22	Purchase Cost	Sales Proceeds	Ending Unit Price	Par Value On 07/31/22	Price Source 07/31/22	Reported Value 07/31/22	Change in Fair Value	Interest	Net Investment Income
MB02-MBIA General	AR-0015	State Pool	11/01/08	Open	Fair Value	1.6402	Manual	1.000000	49,227,460.81	49,227,460.81	0.00	-70,434.63	1.000000	49,297,895.44	Manual	49,297,895.44	0.00	68,581.44	68,581.44
MB03-MBIA Road & Bridge	AR-0016	State Pool	11/01/08	Open	Fair Value	1.6352	Manual	1.000000	2,086,095.78	2,086,095.78	0.00	247,147.54	1.000000	1,838,948.24	Manual	1,838,948.24	0.00	2,852.46	2,852.46
MB04-MBIA Drainage	AR-0017	State Pool	11/01/08	Open	Fair Value	1.6402	Manual	1.000000	10,823,478.14	10,823,478.14	0.00	-15,078.20	1.000000	10,838,556.34	Manual	10,838,556.34	0.00	15,078.20	15,078.20
MB06-MBIA Toll Rd. Operations	AR-0019	State Pool	11/01/08	Open	Fair Value	1.6402	Manual	1.000000	13,156,056.63	13,156,056.63	0.00	-18,327.70	1.000000	13,174,384.33	Manual	13,174,384.33	0.00	18,327.70	18,327.70
TT00-TX TERM General	AR-0022	State Pool	11/01/08	Open	Fair Value	1.4911	Manual	1.000000	1,073.83	1,073.83	0.00	-1.36	1.000000	1,075.19	Manual	1,075.19	0.00	1.36	1.36
TT02-TX TERM Toll Rd. Operation	AR-0024	State Pool	11/01/08	Open	Fair Value	1.4819	Manual	1.000000	1,072.60	1,072.60	0.00	-1.35	1.000000	1,073.95	Manual	1,073.95	0.00	1.35	1.35
TT04-TX TERM Road & Bridge	AR-0026	State Pool	11/01/08	Open	Fair Value	1.4846	Manual	1.000000	1,070.65	1,070.65	0.00	-1.35	1.000000	1,072.00	Manual	1,072.00	0.00	1.35	1.35
TT05-TX TERM Drainage	AR-0027	State Pool	11/01/08	Open	Fair Value	1.4917	Manual	1.000000	355.18	355.18	0.00	-0.45	1.000000	355.63	Manual	355.63	0.00	0.45	0.45
LOG1-Logic- General	AR-0028	State Pool	11/10/08	Open	Fair Value	1.6537	Manual	1.000000	45,989,070.54	45,989,070.54	0.00	-64,595.27	1.000000	46,053,665.81	Manual	46,053,665.81	0.00	64,595.27	64,595.27
LOG2-Logic-Toll Rd.Operations	AR-0029	State Pool	11/10/08	Open	Fair Value	1.6537	Manual	1.000000	10,215,725.72	10,215,725.72	0.00	-14,348.76	1.000000	10,230,074.48	Manual	10,230,074.48	0.00	14,348.76	14,348.76
LOG5-Logic-Drainage	AR-0032	State Pool	11/10/08	Open	Fair Value	1.6537	Manual	1.000000	8,041,119.16	8,041,119.16	0.00	-11,294.38	1.000000	8,052,413.54	Manual	8,052,413.54	0.00	11,294.38	11,294.38
LOG8-Logic-Road & Bridge	AR-0035	State Pool	11/10/08	Open	Fair Value	1.6525	Manual	1.000000	10,548,809.45	10,548,809.45	0.00	485,624.62	1.000000	10,063,184.83	Manual	10,063,184.83	0.00	14,375.38	14,375.38
MB12-MBIA ESD 100 AGREEMENT	AR-0041	State Pool	08/31/16	Open	Fair Value	1.6402	Manual	1.000000	8,509,635.70	8,509,635.70	0.00	-11,854.77	1.000000	8,521,490.47	Manual	8,521,490.47	0.00	11,854.77	11,854.77
MB13-MBIA ASSISTANCE DIST #1	AR-0042	State Pool	08/31/16	Open	Fair Value	1.6402	Manual	1.000000	10,022,336.24	10,022,336.24	0.00	-13,962.11	1.000000	10,036,298.35	Manual	10,036,298.35	0.00	13,962.11	13,962.11
MB14-MBIA GR PARKWAY OPERATIONS	AR-0043	State Pool	08/31/16	Open	Fair Value	1.6402	Manual	1.000000	8,217,564.96	8,217,564.96	0.00	-11,447.92	1.000000	8,229,012.88	Manual	8,229,012.88	0.00	11,447.92	11,447.92
MB17 - SR LIEN BOND 2016	AR-0046	State Pool	12/09/16	Open	Fair Value	1.5927	Manual	1.000000	227,990.39	227,990.39	0.00	227,990.39	0.000000	0.00	Manual	0.00	0.00	268.57	268.57
LO10-LOGIC-COUNTY'S CARE ACT	AR-0047	State Pool	05/12/20	Open	Fair Value	1.6537	Manual	1.000000	6,018,749.48	6,018,749.48	0.00	-8,453.82	1.000000	6,027,203.30	Manual	6,027,203.30	0.00	8,453.82	8,453.82
MB18-MBIA COUNTY'S CARES ACT	AR-0048	State Pool	05/12/20	Open	Fair Value	1.6402	Manual	1.000000	12,112,737.43	12,112,737.43	0.00	-16,874.28	1.000000	12,129,611.71	Manual	12,129,611.71	0.00	16,874.28	16,874.28
MB19-MBIA FBC ASSIST. DIST. #2	AR-0049	State Pool	05/13/20	Open	Fair Value	1.6402	Manual	1.000000	7,524,794.22	7,524,794.22	0.00	-10,482.78	1.000000	7,535,277.00	Manual	7,535,277.00	0.00	10,482.78	10,482.78
MB20- MBIA FBC ASSIST. DIST. #4	AR-0050	State Pool	05/13/20	Open	Fair Value	1.6402	Manual	1.000000	1,756,895.62	1,756,895.62	0.00	-2,447.54	1.000000	1,759,343.16	Manual	1,759,343.16	0.00	2,447.54	2,447.54
MB21-MBIA FBC ASSIST. DIST. #6	AR-0051	State Pool	05/13/20	Open	Fair Value	1.6292	Manual	1.000000	3,512,451.49	3,512,451.49	0.00	695,545.78	1.000000	2,816,905.71	Manual	2,816,905.71	0.00	4,454.22	4,454.22
MB23-MBIA JUVENILE	AR-0053	State Pool	05/13/20	Open	Fair Value	1.6351	Manual	1.000000	8,278,969.11	8,278,969.11	0.00	988,681.40	1.000000	7,290,287.71	Manual	7,290,287.71	0.00	11,318.60	11,318.60
MB24-MBIA DEBT SERVICE	AR-0054	State Pool	05/13/20	Open	Fair Value	1.6353	Manual	1.000000	27,079,490.76	27,079,490.76	0.00	2,463,843.31	1.000000	24,615,647.45	Manual	24,615,647.45	0.00	36,156.69	36,156.69
MB25-MBIA DRAINAGE DEBT SERVICE	AR-0055	State Pool	05/13/20	Open	Fair Value	1.6402	Manual	1.000000	4,212,105.35	4,212,105.35	0.00	-5,867.87	1.000000	4,217,973.22	Manual	4,217,973.22	0.00	5,867.87	5,867.87
MB26-FACILITIES BOND 2018	AR-0056	State Pool	05/13/20	Open	Fair Value	1.6385	Manual	1.000000	6,055,267.58	6,055,267.58	0.00	241,618.08	1.000000	5,813,649.50	Manual	5,813,649.50	0.00	8,381.92	8,381.92
MB27-MBIA TX HERITAGE PARKWAY	AR-0057	State Pool	05/13/20	Open	Fair Value	1.6402	Manual	1.000000	2,516,303.14	2,516,303.14	0.00	-3,505.46	1.000000	2,519,808.60	Manual	2,519,808.60	0.00	3,505.46	3,505.46
Cadence-Money Market Accts	AR-0058	Money Market	01/31/21	Open	Fair Value	1.3209	Manual	1.000000	361,021,439.76	361,021,439.76	0.00	26,731,059.67	1.000000	334,290,380.09	Manual	334,290,380.09	0.00	404,045.79	404,045.79
MB28-MBIA GRAND PARKWAY 2021	AR-0059	State Pool	08/02/21	Open	Fair Value	1.6399	Manual	1.000000	27,876,889.77	27,876,889.77	0.00	161,343.10	1.000000	27,715,546.67	Manual	27,715,546.67	0.00	38,656.90	38,656.90
MB29-MBIA SR LIEN TOLL RD 2021	AR-0060	State Pool	08/02/21	Open	Fair Value	1.6402	Manual	1.000000	57,170,583.16	57,170,583.16	0.00	-79,644.43	1.000000	57,250,227.59	Manual	57,250,227.59	0.00	79,644.43	79,644.43
MB30-MBIA FLOOD PRO DRAINAGE 20	AR-0061	State Pool	08/02/21	Open	Fair Value	1.6402	Manual	1.000000	16,041,404.73	16,041,404.73	0.00	-22,347.30	1.000000	16,063,752.03	Manual	16,063,752.03	0.00	22,347.30	22,347.30
MB31-MBIA FBC ASSIST DIST #9	AR-0062	Money Market	03/11/22	Open	Fair Value	1.6402	Manual	1.000000	2,504,726.30	2,504,726.30	0.00	-3,489.33	1.000000	2,508,215.63	Manual	2,508,215.63	0.00	3,489.33	3,489.33
MB32-MBIA FBC ASSIST DIST #11	AR-0063	Money Market	03/11/22	Open	Fair Value	1.6402	Manual	1.000000	4,508,535.88	4,508,535.88	0.00	-6,280.87	1.000000	4,514,816.75	Manual	4,514,816.75	0.00	6,280.87	6,280.87
MB36-MBIA FEE OFFICER	AR-0065	Money Market	03/14/22	Open	Fair Value	1.6187	Manual	1.000000	2,051,853.19	2,051,853.19	0.00	999,212.17	1.000000	1,052,641.02	Manual	1,052,641.02	0.00	2,641.02	2,641.02
MB37-MBIA FBC ASSIST DIST #7	AR-0066	Money Market	03/14/22	Open	Fair Value	1.6402	Manual	1.000000	1,502,482.51	1,502,482.51	0.00	-2,093.12	1.000000	1,504,575.63	Manual	1,504,575.63	0.00	2,093.12	2,093.12
MB38-MBIA 2020A FBC TAX NOTE	AR-0067	Money Market	03/14/22	Open	Fair Value	1.6201	Manual	1.000000	2,004,411.50	2,004,411.50	0.00	697,832.27	1.000000	1,306,579.23	Manual	1,306,579.23	0.00	2,167.73	2,167.73
MB34-MBIA CERT OF OBLIGATION 22	AR-0068	Money Market	03/03/22	Open	Fair Value	1.5350	Manual	1.000000	558,381.10	558,381.10	0.00	549,736.73	1.000000	8,644.37	Manual	8,644.37	0.00	263.27	263.27
MB35-MBIA MOBILITY PROJ. 2022	AR-0069	Money Market	03/28/22	Open	Fair Value	1.6298	Manual	1.000000	6,719,767.73	6,719,767.73	0.00	1,601,027.19	1.000000	5,118,740.54	Manual	5,118,740.54	0.00	8,972.81	8,972.81
LO11-Logic-Moblity Proj 2022	AR-0070	State Pool	04/01/22	Open	Fair Value	1.6475	Manual	1.000000	9,020,820.32	9,020,820.32	0.00	1,889,006.31	1.000000	7,131,814.01	Manual	7,131,814.01	0.00	10,993.69	10,993.69
LO12-Logic-Cert of Oblig 22	AR-0071	State Pool	04/01/22	Open	Fair Value	1.6511	Manual	1.000000	9,020,820.32	9,020,820.32	0.00	737,824.85	1.000000	8,282,995.47	Manual	8,282,995.47	0.00	12,175.15	12,175.15
Investment Total						**1.4881**		**1.000000**	**756,138,796.23**	**756,138,796.23**	**0.00**	**38,324,658.36**	**1.000000**	**717,814,137.87**		**717,814,137.87**	**0.00**	**948,706.06**	**948,706.06**

Portfolio Position
Ft. Bend County
Effective Interest - Actual Life
Receipts in Period
07/01/22 - 07/31/22

CUSIP	Invest Number	Security Description	Purchase Date	Call Date	Par Value On 07/01/22	Par Value On 07/31/22	Market Val On 07/01/22	Market Val On 07/31/22	Purchase Cost	Sales Proceeds	Original Princ/Cost	Amor Value On 07/01/22	Amor Value On 07/31/22
130 - Assistance Dist #1													
State Pool													
MB13-MBIA ASSISTANCE DIST #1	AR-0042	State Pool	08/31/16	Open	10,022,336.24	10,036,298.35	10,022,336.24	10,036,298.35	0.00	0.00	10,000,000.00	10,022,336.24	10,036,298.35
State Pool Total					**10,022,336.24**	**10,036,298.35**	**10,022,336.24**	**10,036,298.35**	**0.00**	**0.00**	**10,000,000.00**	**10,022,336.24**	**10,036,298.35**
130 - Assistance Dist #1 Total					**10,022,336.24**	**10,036,298.35**	**10,022,336.24**	**10,036,298.35**	**0.00**	**0.00**	**10,000,000.00**	**10,022,336.24**	**10,036,298.35**
145 - ESD 100 Agreement													
State Pool													
MB12-MBIA ESD 100 AGREEMENT	AR-0041	State Pool	08/31/16	Open	8,509,635.70	8,521,490.47	8,509,635.70	8,521,490.47	0.00	0.00	3,900,000.00	8,509,635.70	8,521,490.47
State Pool Total					**8,509,635.70**	**8,521,490.47**	**8,509,635.70**	**8,521,490.47**	**0.00**	**0.00**	**3,900,000.00**	**8,509,635.70**	**8,521,490.47**
145 - ESD 100 Agreement Total					**8,509,635.70**	**8,521,490.47**	**8,509,635.70**	**8,521,490.47**	**0.00**	**0.00**	**3,900,000.00**	**8,509,635.70**	**8,521,490.47**
810 - FBC Toll Road Operations													
State Pool													
TT02-TX TERM Toll Rd. Operation	AR-0024	State Pool	11/01/08	Open	0.00	0.00	0.00	0.00	0.00	0.00	0.00	0.00	0.00
State Pool Total					**0.00**	**0.00**	**0.00**	**0.00**	**0.00**	**0.00**	**0.00**	**0.00**	**0.00**
810 - FBC Toll Road Operations Total					**0.00**	**0.00**	**0.00**	**0.00**	**0.00**	**0.00**	**0.00**	**0.00**	**0.00**
815 - Grand Parkway Operations													
State Pool													
MB14-MBIA GR PARKWAY OPERATIONS	AR-0043	State Pool	08/31/16	Open	8,217,564.96	8,229,012.88	8,217,564.96	8,229,012.88	0.00	0.00	8,500,000.00	8,217,564.96	8,229,012.88
State Pool Total					**8,217,564.96**	**8,229,012.88**	**8,217,564.96**	**8,229,012.88**	**0.00**	**0.00**	**8,500,000.00**	**8,217,564.96**	**8,229,012.88**
815 - Grand Parkway Operations Total					**8,217,564.96**	**8,229,012.88**	**8,217,564.96**	**8,229,012.88**	**0.00**	**0.00**	**8,500,000.00**	**8,217,564.96**	**8,229,012.88**
LO12 - Logic Cert of Obligation 2022													
State Pool													
LO12-Logic-Cert of Oblig 22	AR-0071	State Pool	04/01/22	Open	9,020,820.32	8,282,995.47	9,020,820.32	8,282,995.47	0.00	0.00	11,000,000.00	9,020,820.32	8,282,995.47
State Pool Total					**9,020,820.32**	**8,282,995.47**	**9,020,820.32**	**8,282,995.47**	**0.00**	**0.00**	**11,000,000.00**	**9,020,820.32**	**8,282,995.47**
LO12 - Logic Cert of Obligation 2022 Total					**9,020,820.32**	**8,282,995.47**	**9,020,820.32**	**8,282,995.47**	**0.00**	**0.00**	**11,000,000.00**	**9,020,820.32**	**8,282,995.47**
LO10 - LOGIC COUNTYS CARES ACT													
State Pool													
LO10-LOGIC-COUNTY'S CARE ACT	AR-0047	State Pool	05/12/20	Open	6,018,749.48	6,027,203.30	6,018,749.48	6,027,203.30	0.00	0.00	67,000,000.00	6,018,749.48	6,027,203.30
State Pool Total					**6,018,749.48**	**6,027,203.30**	**6,018,749.48**	**6,027,203.30**	**0.00**	**0.00**	**67,000,000.00**	**6,018,749.48**	**6,027,203.30**
LO10 - LOGIC COUNTYS CARES ACT Total					**6,018,749.48**	**6,027,203.30**	**6,018,749.48**	**6,027,203.30**	**0.00**	**0.00**	**67,000,000.00**	**6,018,749.48**	**6,027,203.30**
LOG5 - LOGIC DRAINAGE													
State Pool													
LOG5-Logic-Drainage	AR-0032	State Pool	11/10/08	Open	8,041,119.16	8,052,413.54	8,041,119.16	8,052,413.54	0.00	0.00	500,000.00	8,041,119.16	8,052,413.54
State Pool Total					**8,041,119.16**	**8,052,413.54**	**8,041,119.16**	**8,052,413.54**	**0.00**	**0.00**	**500,000.00**	**8,041,119.16**	**8,052,413.54**
LOG5 - LOGIC DRAINAGE Total					**8,041,119.16**	**8,052,413.54**	**8,041,119.16**	**8,052,413.54**	**0.00**	**0.00**	**500,000.00**	**8,041,119.16**	**8,052,413.54**
LOG1 - LOGIC GENERAL													
State Pool													
LOG1-Logic- General	AR-0028	State Pool	11/10/08	Open	45,989,070.54	46,053,665.81	45,989,070.54	46,053,665.81	0.00	0.00	10,000,000.00	45,989,070.54	46,053,665.81
State Pool Total					**45,989,070.54**	**46,053,665.81**	**45,989,070.54**	**46,053,665.81**	**0.00**	**0.00**	**10,000,000.00**	**45,989,070.54**	**46,053,665.81**
LOG1 - LOGIC GENERAL Total					**45,989,070.54**	**46,053,665.81**	**45,989,070.54**	**46,053,665.81**	**0.00**	**0.00**	**10,000,000.00**	**45,989,070.54**	**46,053,665.81**
LO11 - Logic Mobility Projects 2022													
State Pool													
LO11-Logic-Moblity Proj 2022	AR-0070	State Pool	04/01/22	Open	9,020,820.32	7,131,814.01	9,020,820.32	7,131,814.01	0.00	0.00	11,000,000.00	9,020,820.32	7,131,814.01
State Pool Total					**9,020,820.32**	**7,131,814.01**	**9,020,820.32**	**7,131,814.01**	**0.00**	**0.00**	**11,000,000.00**	**9,020,820.32**	**7,131,814.01**
LO11 - Logic Mobility Projects 2022 Total					**9,020,820.32**	**7,131,814.01**	**9,020,820.32**	**7,131,814.01**	**0.00**	**0.00**	**11,000,000.00**	**9,020,820.32**	**7,131,814.01**
LOG8 - LOGIC ROAD & BRIDGE													
State Pool													
LOG8-Logic-Road & Bridge	AR-0035	State Pool	11/10/08	Open	10,548,809.45	10,063,184.83	10,548,809.45	10,063,184.83	0.00	0.00	1,000,000.00	10,548,809.45	10,063,184.83
State Pool Total					**10,548,809.45**	**10,063,184.83**	**10,548,809.45**	**10,063,184.83**	**0.00**	**0.00**	**1,000,000.00**	**10,548,809.45**	**10,063,184.83**

Portfolio Position
Ft. Bend County
Effective Interest - Actual Life
Receipts in Period
07/01/22 - 07/31/22

CUSIP	Invest Number	Security Description	Purchase Date	Call Date	Par Value On 07/01/22	Par Value On 07/31/22	Market Val On 07/01/22	Market Val On 07/31/22	Purchase Cost	Sales Proceeds	Original Princ/Cost	Amor Value On 07/01/22	Amor Value On 07/31/22
LOG8 - LOGIC ROAD & BRIDGE Total					**10,548,809.45**	**10,063,184.83**	**10,548,809.45**	**10,063,184.83**	**0.00**	**0.00**	**1,000,000.00**	**10,548,809.45**	**10,063,184.83**
LOG2 - LOGIC TOLL OPERATIONS													
State Pool													
LOG2-Logic-Toll Rd.Operations	AR-0029	State Pool	11/10/08	Open	10,215,725.72	10,230,074.48	10,215,725.72	10,230,074.48	0.00	0.00	2,000,000.00	10,215,725.72	10,230,074.48
State Pool Total					**10,215,725.72**	**10,230,074.48**	**10,215,725.72**	**10,230,074.48**	**0.00**	**0.00**	**2,000,000.00**	**10,215,725.72**	**10,230,074.48**
LOG2 - LOGIC TOLL OPERATIONS Total					**10,215,725.72**	**10,230,074.48**	**10,215,725.72**	**10,230,074.48**	**0.00**	**0.00**	**2,000,000.00**	**10,215,725.72**	**10,230,074.48**
MB38 - MBIA 2020A FBC TAX NOTE													
Money Market													
MB38-MBIA 2020A FBC TAX NOTE	AR-0067	Money Market	03/14/22	Open	2,004,411.50	1,306,579.23	2,004,411.50	1,306,579.23	0.00	0.00	2,000,000.00	2,004,411.50	1,306,579.23
Money Market Total					**2,004,411.50**	**1,306,579.23**	**2,004,411.50**	**1,306,579.23**	**0.00**	**0.00**	**2,000,000.00**	**2,004,411.50**	**1,306,579.23**
MB38 - MBIA 2020A FBC TAX NOTE Total					**2,004,411.50**	**1,306,579.23**	**2,004,411.50**	**1,306,579.23**	**0.00**	**0.00**	**2,000,000.00**	**2,004,411.50**	**1,306,579.23**
MB21 - MBIA ASSIST DIST #6													
State Pool													
MB21-MBIA FBC ASSIST. DIST. #6	AR-0051	State Pool	05/13/20	Open	3,512,451.49	2,816,905.71	3,512,451.49	2,816,905.71	0.00	0.00	2,000,000.00	3,512,451.49	2,816,905.71
State Pool Total					**3,512,451.49**	**2,816,905.71**	**3,512,451.49**	**2,816,905.71**	**0.00**	**0.00**	**2,000,000.00**	**3,512,451.49**	**2,816,905.71**
MB21 - MBIA ASSIST DIST #6 Total					**3,512,451.49**	**2,816,905.71**	**3,512,451.49**	**2,816,905.71**	**0.00**	**0.00**	**2,000,000.00**	**3,512,451.49**	**2,816,905.71**
MB34 - MBIA County Cert. of Obligation													
Money Market													
MB34-MBIA CERT OF OBLIGATION 22	AR-0068	Money Market	03/03/22	Open	558,381.10	8,644.37	558,381.10	8,644.37	0.00	0.00	10,000,000.00	558,381.10	8,644.37
Money Market Total					**558,381.10**	**8,644.37**	**558,381.10**	**8,644.37**	**0.00**	**0.00**	**10,000,000.00**	**558,381.10**	**8,644.37**
MB34 - MBIA County Cert. of Obligation Total					**558,381.10**	**8,644.37**	**558,381.10**	**8,644.37**	**0.00**	**0.00**	**10,000,000.00**	**558,381.10**	**8,644.37**
MB18 - MBIA COUNTYS CARES ACT													
State Pool													
MB18-MBIA COUNTY'S CARES ACT	AR-0048	State Pool	05/12/20	Open	12,112,737.43	12,129,611.71	12,112,737.43	12,129,611.71	0.00	0.00	67,000,000.00	12,112,737.43	12,129,611.71
State Pool Total					**12,112,737.43**	**12,129,611.71**	**12,112,737.43**	**12,129,611.71**	**0.00**	**0.00**	**67,000,000.00**	**12,112,737.43**	**12,129,611.71**
MB18 - MBIA COUNTYS CARES ACT Total					**12,112,737.43**	**12,129,611.71**	**12,112,737.43**	**12,129,611.71**	**0.00**	**0.00**	**67,000,000.00**	**12,112,737.43**	**12,129,611.71**
MB24 - MBIA DEBT SERVICE													
State Pool													
MB24-MBIA DEBT SERVICE	AR-0054	State Pool	05/13/20	Open	27,079,490.76	24,615,647.45	27,079,490.76	24,615,647.45	0.00	0.00	21,000,000.00	27,079,490.76	24,615,647.45
State Pool Total					**27,079,490.76**	**24,615,647.45**	**27,079,490.76**	**24,615,647.45**	**0.00**	**0.00**	**21,000,000.00**	**27,079,490.76**	**24,615,647.45**
MB24 - MBIA DEBT SERVICE Total					**27,079,490.76**	**24,615,647.45**	**27,079,490.76**	**24,615,647.45**	**0.00**	**0.00**	**21,000,000.00**	**27,079,490.76**	**24,615,647.45**
MB04 - MBIA DRAINAGE													
State Pool													
MB04-MBIA Drainage	AR-0017	State Pool	11/01/08	Open	10,823,478.14	10,838,556.34	10,823,478.14	10,838,556.34	0.00	0.00	1,267,218.21	10,823,478.14	10,838,556.34
State Pool Total					**10,823,478.14**	**10,838,556.34**	**10,823,478.14**	**10,838,556.34**	**0.00**	**0.00**	**1,267,218.21**	**10,823,478.14**	**10,838,556.34**
MB04 - MBIA DRAINAGE Total					**10,823,478.14**	**10,838,556.34**	**10,823,478.14**	**10,838,556.34**	**0.00**	**0.00**	**1,267,218.21**	**10,823,478.14**	**10,838,556.34**
MB25 - MBIA DRAINAGE DEBT SERVICE													
State Pool													
MB25-MBIA DRAINAGE DEBT SERVICE	AR-0055	State Pool	05/13/20	Open	4,212,105.35	4,217,973.22	4,212,105.35	4,217,973.22	0.00	0.00	1,000,000.00	4,212,105.35	4,217,973.22
State Pool Total					**4,212,105.35**	**4,217,973.22**	**4,212,105.35**	**4,217,973.22**	**0.00**	**0.00**	**1,000,000.00**	**4,212,105.35**	**4,217,973.22**
MB25 - MBIA DRAINAGE DEBT SERVICE Total					**4,212,105.35**	**4,217,973.22**	**4,212,105.35**	**4,217,973.22**	**0.00**	**0.00**	**1,000,000.00**	**4,212,105.35**	**4,217,973.22**
MB26 - MBIA FACILITIES BOND 2018													
State Pool													
MB26-FACILITIES BOND 2018	AR-0056	State Pool	05/13/20	Open	6,055,267.58	5,813,649.50	6,055,267.58	5,813,649.50	0.00	0.00	14,000,000.00	6,055,267.58	5,813,649.50
State Pool Total					**6,055,267.58**	**5,813,649.50**	**6,055,267.58**	**5,813,649.50**	**0.00**	**0.00**	**14,000,000.00**	**6,055,267.58**	**5,813,649.50**
MB26 - MBIA FACILITIES BOND 2018 Total					**6,055,267.58**	**5,813,649.50**	**6,055,267.58**	**5,813,649.50**	**0.00**	**0.00**	**14,000,000.00**	**6,055,267.58**	**5,813,649.50**
MB32 - MBIA FBC ASSIST DIST #11													
Money Market													
MB32-MBIA FBC ASSIST DIST #11	AR-0063	Money Market	03/11/22	Open	4,508,535.88	4,514,816.75	4,508,535.88	4,514,816.75	0.00	0.00	3,000,000.00	4,508,535.88	4,514,816.75

Portfolio Position
Ft. Bend County
Effective Interest - Actual Life
Receipts in Period
07/01/22 - 07/31/22

CUSIP	Invest Number	Security Description	Purchase Date	Call Date	Par Value On 07/01/22	Par Value On 07/31/22	Market Val On 07/01/22	Market Val On 07/31/22	Purchase Cost	Sales Proceeds	Original Princ/Cost	Amor Value On 07/01/22	Amor Value On 07/31/22
Money Market Total					**4,508,535.88**	**4,514,816.75**	**4,508,535.88**	**4,514,816.75**	**0.00**	**0.00**	**3,000,000.00**	**4,508,535.88**	**4,514,816.75**
MB32 - MBIA FBC ASSIST DIST #11 Total					**4,508,535.88**	**4,514,816.75**	**4,508,535.88**	**4,514,816.75**	**0.00**	**0.00**	**3,000,000.00**	**4,508,535.88**	**4,514,816.75**
MB19 - MBIA FBC ASSIST DIST #2													
State Pool													
MB19-MBIA FBC ASSIST. DIST. #2	AR-0049	State Pool	05/13/20	Open	7,524,794.22	7,535,277.00	7,524,794.22	7,535,277.00	0.00	0.00	2,500,000.00	7,524,794.22	7,535,277.00
State Pool Total					**7,524,794.22**	**7,535,277.00**	**7,524,794.22**	**7,535,277.00**	**0.00**	**0.00**	**2,500,000.00**	**7,524,794.22**	**7,535,277.00**
MB19 - MBIA FBC ASSIST DIST #2 Total					**7,524,794.22**	**7,535,277.00**	**7,524,794.22**	**7,535,277.00**	**0.00**	**0.00**	**2,500,000.00**	**7,524,794.22**	**7,535,277.00**
MB20 - MBIA FBC ASSIST DIST #4													
State Pool													
MB20- MBIA FBC ASSIST. DIST. #4	AR-0050	State Pool	05/13/20	Open	1,756,895.62	1,759,343.16	1,756,895.62	1,759,343.16	0.00	0.00	1,250,000.00	1,756,895.62	1,759,343.16
State Pool Total					**1,756,895.62**	**1,759,343.16**	**1,756,895.62**	**1,759,343.16**	**0.00**	**0.00**	**1,250,000.00**	**1,756,895.62**	**1,759,343.16**
MB20 - MBIA FBC ASSIST DIST #4 Total					**1,756,895.62**	**1,759,343.16**	**1,756,895.62**	**1,759,343.16**	**0.00**	**0.00**	**1,250,000.00**	**1,756,895.62**	**1,759,343.16**
MB37 - MBIA FBC ASSIST DIST #7													
Money Market													
MB37-MBIA FBC ASSIST DIST #7	AR-0066	Money Market	03/14/22	Open	1,502,482.51	1,504,575.63	1,502,482.51	1,504,575.63	0.00	0.00	1,000,000.00	1,502,482.51	1,504,575.63
Money Market Total					**1,502,482.51**	**1,504,575.63**	**1,502,482.51**	**1,504,575.63**	**0.00**	**0.00**	**1,000,000.00**	**1,502,482.51**	**1,504,575.63**
MB37 - MBIA FBC ASSIST DIST #7 Total					**1,502,482.51**	**1,504,575.63**	**1,502,482.51**	**1,504,575.63**	**0.00**	**0.00**	**1,000,000.00**	**1,502,482.51**	**1,504,575.63**
MB31 - MBIA FBC ASSIST DIST #9													
Money Market													
MB31-MBIA FBC ASSIST DIST #9	AR-0062	Money Market	03/11/22	Open	2,504,726.30	2,508,215.63	2,504,726.30	2,508,215.63	0.00	0.00	2,000,000.00	2,504,726.30	2,508,215.63
Money Market Total					**2,504,726.30**	**2,508,215.63**	**2,504,726.30**	**2,508,215.63**	**0.00**	**0.00**	**2,000,000.00**	**2,504,726.30**	**2,508,215.63**
MB31 - MBIA FBC ASSIST DIST #9 Total					**2,504,726.30**	**2,508,215.63**	**2,504,726.30**	**2,508,215.63**	**0.00**	**0.00**	**2,000,000.00**	**2,504,726.30**	**2,508,215.63**
MB36 - MBIA FEE OFFICER													
Money Market													
MB36-MBIA FEE OFFICER	AR-0065	Money Market	03/14/22	Open	2,051,853.19	1,052,641.02	2,051,853.19	1,052,641.02	0.00	0.00	3,000,000.00	2,051,853.19	1,052,641.02
Money Market Total					**2,051,853.19**	**1,052,641.02**	**2,051,853.19**	**1,052,641.02**	**0.00**	**0.00**	**3,000,000.00**	**2,051,853.19**	**1,052,641.02**
MB36 - MBIA FEE OFFICER Total					**2,051,853.19**	**1,052,641.02**	**2,051,853.19**	**1,052,641.02**	**0.00**	**0.00**	**3,000,000.00**	**2,051,853.19**	**1,052,641.02**
MB30 - MBIA Flood Proj Drainage 20													
State Pool													
MB30-MBIA FLOOD PRO DRAINAGE 20	AR-0061	State Pool	08/02/21	Open	16,041,404.73	16,063,752.03	16,041,404.73	16,063,752.03	0.00	0.00	10,000,000.00	16,041,404.73	16,063,752.03
State Pool Total					**16,041,404.73**	**16,063,752.03**	**16,041,404.73**	**16,063,752.03**	**0.00**	**0.00**	**10,000,000.00**	**16,041,404.73**	**16,063,752.03**
MB30 - MBIA Flood Proj Drainage 20 Total					**16,041,404.73**	**16,063,752.03**	**16,041,404.73**	**16,063,752.03**	**0.00**	**0.00**	**10,000,000.00**	**16,041,404.73**	**16,063,752.03**
MB02 - MBIA GENERAL													
State Pool													
MB02-MBIA General	AR-0015	State Pool	11/01/08	Open	49,227,460.81	49,297,895.44	49,227,460.81	49,297,895.44	0.00	0.00	17,374,917.83	49,227,460.81	49,297,895.44
State Pool Total					**49,227,460.81**	**49,297,895.44**	**49,227,460.81**	**49,297,895.44**	**0.00**	**0.00**	**17,374,917.83**	**49,227,460.81**	**49,297,895.44**
MB02 - MBIA GENERAL Total					**49,227,460.81**	**49,297,895.44**	**49,227,460.81**	**49,297,895.44**	**0.00**	**0.00**	**17,374,917.83**	**49,227,460.81**	**49,297,895.44**
MB23 - MBIA JUVENILE													
State Pool													
MB23-MBIA JUVENILE	AR-0053	State Pool	05/13/20	Open	8,278,969.11	7,290,287.71	8,278,969.11	7,290,287.71	0.00	0.00	8,000,000.00	8,278,969.11	7,290,287.71
State Pool Total					**8,278,969.11**	**7,290,287.71**	**8,278,969.11**	**7,290,287.71**	**0.00**	**0.00**	**8,000,000.00**	**8,278,969.11**	**7,290,287.71**
MB23 - MBIA JUVENILE Total					**8,278,969.11**	**7,290,287.71**	**8,278,969.11**	**7,290,287.71**	**0.00**	**0.00**	**8,000,000.00**	**8,278,969.11**	**7,290,287.71**
MB35 - MBIA Mobility Projects													
Money Market													
MB35-MBIA MOBILITY PROJ. 2022	AR-0069	Money Market	03/28/22	Open	6,719,767.73	5,118,740.54	6,719,767.73	5,118,740.54	0.00	0.00	15,000,000.00	6,719,767.73	5,118,740.54
Money Market Total					**6,719,767.73**	**5,118,740.54**	**6,719,767.73**	**5,118,740.54**	**0.00**	**0.00**	**15,000,000.00**	**6,719,767.73**	**5,118,740.54**
MB35 - MBIA Mobility Projects Total					**6,719,767.73**	**5,118,740.54**	**6,719,767.73**	**5,118,740.54**	**0.00**	**0.00**	**15,000,000.00**	**6,719,767.73**	**5,118,740.54**
MB03 - MBIA ROAD & BRIDGE													
State Pool													

Portfolio Position
Ft. Bend County
Effective Interest - Actual Life
Receipts in Period
07/01/22 - 07/31/22

CUSIP	Invest Number	Security Description	Purchase Date	Call Date	Par Value On 07/01/22	Par Value On 07/31/22	Market Val On 07/01/22	Market Val On 07/31/22	Purchase Cost	Sales Proceeds	Original Princ/Cost	Amor Value On 07/01/22	Amor Value On 07/31/22
MB03-MBIA Road & Bridge	AR-0016	State Pool	11/01/08	Open	2,086,095.78	1,838,948.24	2,086,095.78	1,838,948.24	0.00	0.00	2,856,438.24	2,086,095.78	1,838,948.24
State Pool Total					**2,086,095.78**	**1,838,948.24**	**2,086,095.78**	**1,838,948.24**	**0.00**	**0.00**	**2,856,438.24**	**2,086,095.78**	**1,838,948.24**
MB03 - MBIA ROAD & BRIDGE Total					**2,086,095.78**	**1,838,948.24**	**2,086,095.78**	**1,838,948.24**	**0.00**	**0.00**	**2,856,438.24**	**2,086,095.78**	**1,838,948.24**
MB29 - MBIA Sr Lien 2021													
State Pool													
MB29-MBIA SR LIEN TOLL RD 2021	AR-0060	State Pool	08/02/21	Open	57,170,583.16	57,250,227.59	57,170,583.16	57,250,227.59	0.00	0.00	68,000,000.00	57,170,583.16	57,250,227.59
State Pool Total					**57,170,583.16**	**57,250,227.59**	**57,170,583.16**	**57,250,227.59**	**0.00**	**0.00**	**68,000,000.00**	**57,170,583.16**	**57,250,227.59**
MB29 - MBIA Sr Lien 2021 Total					**57,170,583.16**	**57,250,227.59**	**57,170,583.16**	**57,250,227.59**	**0.00**	**0.00**	**68,000,000.00**	**57,170,583.16**	**57,250,227.59**
MB06 - MBIA TOLL RD OPERATIONS													
State Pool													
MB06-MBIA Toll Rd. Operations	AR-0019	State Pool	11/01/08	Open	13,156,056.63	13,174,384.33	13,156,056.63	13,174,384.33	0.00	0.00	3,143,377.27	13,156,056.63	13,174,384.33
State Pool Total					**13,156,056.63**	**13,174,384.33**	**13,156,056.63**	**13,174,384.33**	**0.00**	**0.00**	**3,143,377.27**	**13,156,056.63**	**13,174,384.33**
MB06 - MBIA TOLL RD OPERATIONS Total					**13,156,056.63**	**13,174,384.33**	**13,156,056.63**	**13,174,384.33**	**0.00**	**0.00**	**3,143,377.27**	**13,156,056.63**	**13,174,384.33**
MB27 - MBIA TX HERITAGE PARKWAY 2020													
State Pool													
MB27-MBIA TX HERITAGE PARKWAY	AR-0057	State Pool	05/13/20	Open	2,516,303.14	2,519,808.60	2,516,303.14	2,519,808.60	0.00	0.00	17,000,000.00	2,516,303.14	2,519,808.60
State Pool Total					**2,516,303.14**	**2,519,808.60**	**2,516,303.14**	**2,519,808.60**	**0.00**	**0.00**	**17,000,000.00**	**2,516,303.14**	**2,519,808.60**
MB27 - MBIA TX HERITAGE PARKWAY 2020 Total					**2,516,303.14**	**2,519,808.60**	**2,516,303.14**	**2,519,808.60**	**0.00**	**0.00**	**17,000,000.00**	**2,516,303.14**	**2,519,808.60**
MB28 - MBIAGrand Parkway 2021													
State Pool													
MB28-MBIA GRAND PARKWAY 2021	AR-0059	State Pool	08/02/21	Open	27,876,889.77	27,715,546.67	27,876,889.77	27,715,546.67	0.00	0.00	25,000,000.00	27,876,889.77	27,715,546.67
State Pool Total					**27,876,889.77**	**27,715,546.67**	**27,876,889.77**	**27,715,546.67**	**0.00**	**0.00**	**25,000,000.00**	**27,876,889.77**	**27,715,546.67**
MB28 - MBIAGrand Parkway 2021 Total					**27,876,889.77**	**27,715,546.67**	**27,876,889.77**	**27,715,546.67**	**0.00**	**0.00**	**25,000,000.00**	**27,876,889.77**	**27,715,546.67**
802 - Sr Lien 2016													
State Pool													
MB17 - SR LIEN BOND 2016	AR-0046	State Pool	12/09/16	Open	227,990.39	0.00	227,990.39	0.00	0.00	0.00	35,000,000.00	227,990.39	0.00
State Pool Total					**227,990.39**	**0.00**	**227,990.39**	**0.00**	**0.00**	**0.00**	**35,000,000.00**	**227,990.39**	**0.00**
802 - Sr Lien 2016 Total					**227,990.39**	**0.00**	**227,990.39**	**0.00**	**0.00**	**0.00**	**35,000,000.00**	**227,990.39**	**0.00**
TT05 - TEXAS TERM DRAINAGE													
State Pool													
TT05-TX TERM Drainage	AR-0027	State Pool	11/01/08	Open	355.18	355.63	355.18	355.63	0.00	0.00	109,774.61	355.18	355.63
State Pool Total					**355.18**	**355.63**	**355.18**	**355.63**	**0.00**	**0.00**	**109,774.61**	**355.18**	**355.63**
TT05 - TEXAS TERM DRAINAGE Total					**355.18**	**355.63**	**355.18**	**355.63**	**0.00**	**0.00**	**109,774.61**	**355.18**	**355.63**
TT00 - TEXAS TERM GENERAL													
State Pool													
TT00-TX TERM General	AR-0022	State Pool	11/01/08	Open	1,073.83	1,075.19	1,073.83	1,075.19	0.00	0.00	10,006,437.87	1,073.83	1,075.19
State Pool Total					**1,073.83**	**1,075.19**	**1,073.83**	**1,075.19**	**0.00**	**0.00**	**10,006,437.87**	**1,073.83**	**1,075.19**
TT00 - TEXAS TERM GENERAL Total					**1,073.83**	**1,075.19**	**1,073.83**	**1,075.19**	**0.00**	**0.00**	**10,006,437.87**	**1,073.83**	**1,075.19**
TT04 - TEXAS TERM ROAD & BRIDGE													
State Pool													
TT04-TX TERM Road & Bridge	AR-0026	State Pool	11/01/08	Open	1,070.65	1,072.00	1,070.65	1,072.00	0.00	0.00	10,463.28	1,070.65	1,072.00
State Pool Total					**1,070.65**	**1,072.00**	**1,070.65**	**1,072.00**	**0.00**	**0.00**	**10,463.28**	**1,070.65**	**1,072.00**
TT04 - TEXAS TERM ROAD & BRIDGE Total					**1,070.65**	**1,072.00**	**1,070.65**	**1,072.00**	**0.00**	**0.00**	**10,463.28**	**1,070.65**	**1,072.00**
TT02 - TEXAS TERM TOLL OPERATIONS													
State Pool													
TT02-TX TERM Toll Rd. Operation	AR-0024	State Pool	11/01/08	Open	1,072.60	1,073.95	1,072.60	1,073.95	0.00	0.00	0.00	1,072.60	1,073.95
State Pool Total					**1,072.60**	**1,073.95**	**1,072.60**	**1,073.95**	**0.00**	**0.00**	**0.00**	**1,072.60**	**1,073.95**
TT02 - TEXAS TERM TOLL OPERATIONS Total					**1,072.60**	**1,073.95**	**1,072.60**	**1,073.95**	**0.00**	**0.00**	**0.00**	**1,072.60**	**1,073.95**
09 - Temporary Holding													

Portfolio Position
Ft. Bend County
Effective Interest - Actual Life
Receipts in Period
07/01/22 - 07/31/22

CUSIP	Invest Number	Security Description	Purchase Date	Call Date	Par Value On 07/01/22	Par Value On 07/31/22	Market Val On 07/01/22	Market Val On 07/31/22	Purchase Cost	Sales Proceeds	Original Princ/Cost	Amor Value On 07/01/22	Amor Value On 07/31/22
Money Market													
Cadence-Money Market Accts	AR-0058	Money Market	01/31/21	Open	361,021,439.76	334,290,380.09	361,021,439.76	334,290,380.09	0.00	0.00	210,194,488.52	361,021,439.76	334,290,380.09
Money Market Total					**361,021,439.76**	**334,290,380.09**	**361,021,439.76**	**334,290,380.09**	**0.00**	**0.00**	**210,194,488.52**	**361,021,439.76**	**334,290,380.09**
09 - Temporary Holding Total					**361,021,439.76**	**334,290,380.09**	**361,021,439.76**	**334,290,380.09**	**0.00**	**0.00**	**210,194,488.52**	**361,021,439.76**	**334,290,380.09**
Combined Port													
Money Market													
Cadence-Money Market Accts	AR-0058	Money Market	01/31/21	Open	361,021,439.76	334,290,380.09	361,021,439.76	334,290,380.09	0.00	0.00	210,194,488.52	361,021,439.76	334,290,380.09
MB31-MBIA FBC ASSIST DIST #9	AR-0062	Money Market	03/11/22	Open	2,504,726.30	2,508,215.63	2,504,726.30	2,508,215.63	0.00	0.00	2,000,000.00	2,504,726.30	2,508,215.63
MB32-MBIA FBC ASSIST DIST #11	AR-0063	Money Market	03/11/22	Open	4,508,535.88	4,514,816.75	4,508,535.88	4,514,816.75	0.00	0.00	3,000,000.00	4,508,535.88	4,514,816.75
MB34-MBIA CERT OF OBLIGATION 22	AR-0068	Money Market	03/03/22	Open	558,381.10	8,644.37	558,381.10	8,644.37	0.00	0.00	10,000,000.00	558,381.10	8,644.37
MB35-MBIA MOBILITY PROJ. 2022	AR-0069	Money Market	03/28/22	Open	6,719,767.73	5,118,740.54	6,719,767.73	5,118,740.54	0.00	0.00	15,000,000.00	6,719,767.73	5,118,740.54
MB36-MBIA FEE OFFICER	AR-0065	Money Market	03/14/22	Open	2,051,853.19	1,052,641.02	2,051,853.19	1,052,641.02	0.00	0.00	3,000,000.00	2,051,853.19	1,052,641.02
MB37-MBIA FBC ASSIST DIST #7	AR-0066	Money Market	03/14/22	Open	1,502,482.51	1,504,575.63	1,502,482.51	1,504,575.63	0.00	0.00	1,000,000.00	1,502,482.51	1,504,575.63
MB38-MBIA 2020A FBC TAX NOTE	AR-0067	Money Market	03/14/22	Open	2,004,411.50	1,306,579.23	2,004,411.50	1,306,579.23	0.00	0.00	2,000,000.00	2,004,411.50	1,306,579.23
Money Market Total					**380,871,597.97**	**350,304,593.26**	**380,871,597.97**	**350,304,593.26**	**0.00**	**0.00**	**246,194,488.52**	**380,871,597.97**	**350,304,593.26**
State Pool													
LO10-LOGIC-COUNTY'S CARE ACT	AR-0047	State Pool	05/12/20	Open	6,018,749.48	6,027,203.30	6,018,749.48	6,027,203.30	0.00	0.00	67,000,000.00	6,018,749.48	6,027,203.30
LO11-Logic-Moblity Proj 2022	AR-0070	State Pool	04/01/22	Open	9,020,820.32	7,131,814.01	9,020,820.32	7,131,814.01	0.00	0.00	11,000,000.00	9,020,820.32	7,131,814.01
LO12-Logic-Cert of Oblig 22	AR-0071	State Pool	04/01/22	Open	9,020,820.32	8,282,995.47	9,020,820.32	8,282,995.47	0.00	0.00	11,000,000.00	9,020,820.32	8,282,995.47
LOG1-Logic- General	AR-0028	State Pool	11/10/08	Open	45,989,070.54	46,053,665.81	45,989,070.54	46,053,665.81	0.00	0.00	10,000,000.00	45,989,070.54	46,053,665.81
LOG2-Logic-Toll Rd.Operations	AR-0029	State Pool	11/10/08	Open	10,215,725.72	10,230,074.48	10,215,725.72	10,230,074.48	0.00	0.00	2,000,000.00	10,215,725.72	10,230,074.48
LOG5-Logic-Drainage	AR-0032	State Pool	11/10/08	Open	8,041,119.16	8,052,413.54	8,041,119.16	8,052,413.54	0.00	0.00	500,000.00	8,041,119.16	8,052,413.54
LOG8-Logic-Road & Bridge	AR-0035	State Pool	11/10/08	Open	10,548,809.45	10,063,184.83	10,548,809.45	10,063,184.83	0.00	0.00	1,000,000.00	10,548,809.45	10,063,184.83
MB02-MBIA General	AR-0015	State Pool	11/01/08	Open	49,227,460.81	49,297,895.44	49,227,460.81	49,297,895.44	0.00	0.00	17,374,917.83	49,227,460.81	49,297,895.44
MB03-MBIA Road & Bridge	AR-0016	State Pool	11/01/08	Open	2,086,095.78	1,838,948.24	2,086,095.78	1,838,948.24	0.00	0.00	2,856,438.24	2,086,095.78	1,838,948.24
MB04-MBIA Drainage	AR-0017	State Pool	11/01/08	Open	10,823,478.14	10,838,556.34	10,823,478.14	10,838,556.34	0.00	0.00	1,267,218.21	10,823,478.14	10,838,556.34
MB06-MBIA Toll Rd. Operations	AR-0019	State Pool	11/01/08	Open	13,156,056.63	13,174,384.33	13,156,056.63	13,174,384.33	0.00	0.00	3,143,377.27	13,156,056.63	13,174,384.33
MB12-MBIA ESD 100 AGREEMENT	AR-0041	State Pool	08/31/16	Open	8,509,635.70	8,521,490.47	8,509,635.70	8,521,490.47	0.00	0.00	3,900,000.00	8,509,635.70	8,521,490.47
MB13-MBIA ASSISTANCE DIST #1	AR-0042	State Pool	08/31/16	Open	10,022,336.24	10,036,298.35	10,022,336.24	10,036,298.35	0.00	0.00	10,000,000.00	10,022,336.24	10,036,298.35
MB14-MBIA GR PARKWAY OPERATIONS	AR-0043	State Pool	08/31/16	Open	8,217,564.96	8,229,012.88	8,217,564.96	8,229,012.88	0.00	0.00	8,500,000.00	8,217,564.96	8,229,012.88
MB17 - SR LIEN BOND 2016	AR-0046	State Pool	12/09/16	Open	227,990.39	0.00	227,990.39	0.00	0.00	0.00	35,000,000.00	227,990.39	0.00
MB18-MBIA COUNTY'S CARES ACT	AR-0048	State Pool	05/12/20	Open	12,112,737.43	12,129,611.71	12,112,737.43	12,129,611.71	0.00	0.00	67,000,000.00	12,112,737.43	12,129,611.71
MB19-MBIA FBC ASSIST. DIST. #2	AR-0049	State Pool	05/13/20	Open	7,524,794.22	7,535,277.00	7,524,794.22	7,535,277.00	0.00	0.00	2,500,000.00	7,524,794.22	7,535,277.00
MB20- MBIA FBC ASSIST. DIST. #4	AR-0050	State Pool	05/13/20	Open	1,756,895.62	1,759,343.16	1,756,895.62	1,759,343.16	0.00	0.00	1,250,000.00	1,756,895.62	1,759,343.16
MB21-MBIA FBC ASSIST. DIST. #6	AR-0051	State Pool	05/13/20	Open	3,512,451.49	2,816,905.71	3,512,451.49	2,816,905.71	0.00	0.00	2,000,000.00	3,512,451.49	2,816,905.71
MB23-MBIA JUVENILE	AR-0053	State Pool	05/13/20	Open	8,278,969.11	7,290,287.71	8,278,969.11	7,290,287.71	0.00	0.00	8,000,000.00	8,278,969.11	7,290,287.71
MB24-MBIA DEBT SERVICE	AR-0054	State Pool	05/13/20	Open	27,079,490.76	24,615,647.45	27,079,490.76	24,615,647.45	0.00	0.00	21,000,000.00	27,079,490.76	24,615,647.45
MB25-MBIA DRAINAGE DEBT SERVICE	AR-0055	State Pool	05/13/20	Open	4,212,105.35	4,217,973.22	4,212,105.35	4,217,973.22	0.00	0.00	1,000,000.00	4,212,105.35	4,217,973.22
MB26-FACILITIES BOND 2018	AR-0056	State Pool	05/13/20	Open	6,055,267.58	5,813,649.50	6,055,267.58	5,813,649.50	0.00	0.00	14,000,000.00	6,055,267.58	5,813,649.50
MB27-MBIA TX HERITAGE PARKWAY	AR-0057	State Pool	05/13/20	Open	2,516,303.14	2,519,808.60	2,516,303.14	2,519,808.60	0.00	0.00	17,000,000.00	2,516,303.14	2,519,808.60
MB28-MBIA GRAND PARKWAY 2021	AR-0059	State Pool	08/02/21	Open	27,876,889.77	27,715,546.67	27,876,889.77	27,715,546.67	0.00	0.00	25,000,000.00	27,876,889.77	27,715,546.67
MB29-MBIA SR LIEN TOLL RD 2021	AR-0060	State Pool	08/02/21	Open	57,170,583.16	57,250,227.59	57,170,583.16	57,250,227.59	0.00	0.00	68,000,000.00	57,170,583.16	57,250,227.59
MB30-MBIA FLOOD PRO DRAINAGE 20	AR-0061	State Pool	08/02/21	Open	16,041,404.73	16,063,752.03	16,041,404.73	16,063,752.03	0.00	0.00	10,000,000.00	16,041,404.73	16,063,752.03
TT00-TX TERM General	AR-0022	State Pool	11/01/08	Open	1,073.83	1,075.19	1,073.83	1,075.19	0.00	0.00	10,006,437.87	1,073.83	1,075.19
TT02-TX TERM Toll Rd. Operation	AR-0024	State Pool	11/01/08	Open	1,072.60	1,073.95	1,072.60	1,073.95	0.00	0.00	0.00	1,072.60	1,073.95
TT04-TX TERM Road & Bridge	AR-0026	State Pool	11/01/08	Open	1,070.65	1,072.00	1,070.65	1,072.00	0.00	0.00	10,463.28	1,070.65	1,072.00
TT05-TX TERM Drainage	AR-0027	State Pool	11/01/08	Open	355.18	355.63	355.18	355.63	0.00	0.00	109,774.61	355.18	355.63
State Pool Total					**375,267,198.26**	**367,509,544.61**	**375,267,198.26**	**367,509,544.61**	**0.00**	**0.00**	**431,418,627.31**	**375,267,198.26**	**367,509,544.61**
Combined Port Total					**756,138,796.23**	**717,814,137.87**	**756,138,796.23**	**717,814,137.87**	**0.00**	**0.00**	**677,613,115.83**	**756,138,796.23**	**717,814,137.87**

Earnings and Yields Summary

Ft. Bend County

Effective Interest - Actual Life
Receipts in Period
07/01/22 - 07/31/22

Security Description	07/01/22 07/07/22	07/08/22 07/14/22	07/15/22 07/21/22	07/22/22 07/28/22	07/29/22 07/31/22	07/01/22 07/31/22
Combined Port						
Money Market	74,030.41	73,905.90	73,707.48	73,535.71	134,774.44	429,953.94
State Pool	116,698.65	116,422.01	115,305.92	114,652.42	55,673.12	518,752.12
Port Total	**190,729.06**	**190,327.91**	**189,013.40**	**188,188.13**	**190,447.56**	**948,706.06**
Combined Port						
Money Market	1.0137	1.0131	1.0121	1.0113	4.4546	1.3362
State Pool	1.6215	1.6215	1.6215	1.6215	1.8448	1.6428
Port Total	**1.3154**	**1.3149**	**1.3132**	**1.3121**	**3.1514**	**1.4881**

Maturity Aging
Ft. Bend County
Effective Interest - Actual Life
Receipts in Period
07/31/22

CUSIP	Invest Number	Security Description	Purchase Date	Days to Maturity	Yield Matur
Cash / Money Market					
Cadence-Money Market Accts	AR-0058	Money Market	01/31/21	0	0.8800
LO10-LOGIC-COUNTY'S CARE ACT	AR-0047	State Pool	05/12/20	0	1.6538
LO11-Logic-Moblity Proj 2022	AR-0070	State Pool	04/01/22	0	1.6538
LO12-Logic-Cert of Oblig 22	AR-0071	State Pool	04/01/22	0	1.6538
LOG1-Logic- General	AR-0028	State Pool	11/10/08	0	1.6584
LOG2-Logic-Toll Rd.Operations	AR-0029	State Pool	11/10/08	0	1.6538
LOG5-Logic-Drainage	AR-0032	State Pool	11/10/08	0	1.6538
LOG8-Logic-Road & Bridge	AR-0035	State Pool	11/10/08	0	1.6538
MB02-MBIA General	AR-0015	State Pool	11/01/08	0	1.6392
MB03-MBIA Road & Bridge	AR-0016	State Pool	11/01/08	0	1.6392
MB04-MBIA Drainage	AR-0017	State Pool	11/01/08	0	1.6392
MB06-MBIA Toll Rd. Operations	AR-0019	State Pool	11/01/08	0	1.6392
MB12-MBIA ESD 100 AGREEMENT	AR-0041	State Pool	08/31/16	0	1.6392
MB13-MBIA ASSISTANCE DIST #1	AR-0042	State Pool	08/31/16	0	1.6392
MB14-MBIA GR PARKWAY OPERATIONS	AR-0043	State Pool	08/31/16	0	1.6392
MB17 - SR LIEN BOND 2016	AR-0046	State Pool	12/09/16	0	1.6392
MB18-MBIA COUNTY'S CARES ACT	AR-0048	State Pool	05/12/20	0	1.6392
MB19-MBIA FBC ASSIST. DIST. #2	AR-0049	State Pool	05/13/20	0	1.6392
MB20- MBIA FBC ASSIST. DIST. #4	AR-0050	State Pool	05/13/20	0	1.6392
MB21-MBIA FBC ASSIST. DIST. #6	AR-0051	State Pool	05/13/20	0	1.6392
MB23-MBIA JUVENILE	AR-0053	State Pool	05/13/20	0	1.6392
MB24-MBIA DEBT SERVICE	AR-0054	State Pool	05/13/20	0	1.6392
MB25-MBIA DRAINAGE DEBT SERVICE	AR-0055	State Pool	05/13/20	0	1.6392
MB26-FACILITIES BOND 2018	AR-0056	State Pool	05/13/20	0	1.6392
MB27-MBIA TX HERITAGE PARKWAY	AR-0057	State Pool	05/13/20	0	1.6392
MB28-MBIA GRAND PARKWAY 2021	AR-0059	State Pool	08/02/21	0	1.6392
MB29-MBIA SR LIEN TOLL RD 2021	AR-0060	State Pool	08/02/21	0	1.6392
MB30-MBIA FLOOD PRO DRAINAGE 20	AR-0061	State Pool	08/02/21	0	1.6392
MB31-MBIA FBC ASSIST DIST #9	AR-0062	Money Market	03/11/22	0	1.6392
MB32-MBIA FBC ASSIST DIST #11	AR-0063	Money Market	03/11/22	0	1.6392
MB34-MBIA CERT OF OBLIGATION 22	AR-0068	Money Market	03/03/22	0	1.6392
MB35-MBIA MOBILITY PROJ. 2022	AR-0069	Money Market	03/28/22	0	1.6392
MB36-MBIA FEE OFFICER	AR-0065	Money Market	03/14/22	0	1.6392
MB37-MBIA FBC ASSIST DIST #7	AR-0066	Money Market	03/14/22	0	1.6392
MB38-MBIA 2020A FBC TAX NOTE	AR-0067	Money Market	03/14/22	0	1.6392
TT00-TX TERM General	AR-0022	State Pool	11/01/08	0	1.4900
TT02-TX TERM Toll Rd. Operation	AR-0024	State Pool	11/01/08	0	1.4900
TT04-TX TERM Road & Bridge	AR-0026	State Pool	11/01/08	0	1.4900
TT05-TX TERM Drainage	AR-0027	State Pool	11/01/08	0	1.4900
Cash / Money Market Total				**0**	**1.2879**
Investment Total				**0**	**1.2879**

Activity Statement
Ft. Bend County
Effective Interest - Actual Life
Receipts in Period
07/01/22 - 07/31/22

Purchase Date	Sale Date	CUSIP	Invest Number	Security Description	Amor Value On 07/01/22	Changes In Principal	Purchase Cost	Sales Proceeds	Purchased Interest	Int/Div Rec In the Perd	Amor Value On 07/31/22
Money Market											
01/31/21	Open	Cadence-Money Market Accts	AR-0058	Money Market	361,021,439.76	-26,731,059.67	0.00	0.00	0.00	404,045.79	334,290,380.09
03/11/22	Open	MB31-MBIA FBC ASSIST DIST #9	AR-0062	Money Market	2,504,726.30	3,489.33	0.00	0.00	0.00	3,489.33	2,508,215.63
03/11/22	Open	MB32-MBIA FBC ASSIST DIST #11	AR-0063	Money Market	4,508,535.88	6,280.87	0.00	0.00	0.00	6,280.87	4,514,816.75
03/14/22	Open	MB36-MBIA FEE OFFICER	AR-0065	Money Market	2,051,853.19	-999,212.17	0.00	0.00	0.00	2,641.02	1,052,641.02
03/14/22	Open	MB37-MBIA FBC ASSIST DIST #7	AR-0066	Money Market	1,502,482.51	2,093.12	0.00	0.00	0.00	2,093.12	1,504,575.63
03/14/22	Open	MB38-MBIA 2020A FBC TAX NOTE	AR-0067	Money Market	2,004,411.50	-697,832.27	0.00	0.00	0.00	2,167.73	1,306,579.23
03/03/22	Open	MB34-MBIA CERT OF OBLIGATION 22	AR-0068	Money Market	558,381.10	-549,736.73	0.00	0.00	0.00	263.27	8,644.37
03/28/22	Open	MB35-MBIA MOBILITY PROJ. 2022	AR-0069	Money Market	6,719,767.73	-1,601,027.19	0.00	0.00	0.00	8,972.81	5,118,740.54
Money Market Total					**380,871,597.97**	**-30,567,004.71**	**0.00**	**0.00**	**0.00**	**429,953.94**	**350,304,593.26**
State Pool											
11/01/08	Open	MB02-MBIA General	AR-0015	State Pool	49,227,460.81	70,434.63	0.00	0.00	0.00	68,581.44	49,297,895.44
11/01/08	Open	MB03-MBIA Road & Bridge	AR-0016	State Pool	2,086,095.78	-247,147.54	0.00	0.00	0.00	2,852.46	1,838,948.24
11/01/08	Open	MB04-MBIA Drainage	AR-0017	State Pool	10,823,478.14	15,078.20	0.00	0.00	0.00	15,078.20	10,838,556.34
11/01/08	Open	MB06-MBIA Toll Rd. Operations	AR-0019	State Pool	13,156,056.63	18,327.70	0.00	0.00	0.00	18,327.70	13,174,384.33
11/01/08	Open	TT00-TX TERM General	AR-0022	State Pool	1,073.83	1.36	0.00	0.00	0.00	1.36	1,075.19
11/01/08	Open	TT02-TX TERM Toll Rd. Operation	AR-0024	State Pool	1,072.60	1.35	0.00	0.00	0.00	1.35	1,073.95
11/01/08	Open	TT04-TX TERM Road & Bridge	AR-0026	State Pool	1,070.65	1.35	0.00	0.00	0.00	1.35	1,072.00
11/01/08	Open	TT05-TX TERM Drainage	AR-0027	State Pool	355.18	0.45	0.00	0.00	0.00	0.45	355.63
11/10/08	Open	LOG1-Logic- General	AR-0028	State Pool	45,989,070.54	64,595.27	0.00	0.00	0.00	64,595.27	46,053,665.81
11/10/08	Open	LOG2-Logic-Toll Rd.Operations	AR-0029	State Pool	10,215,725.72	14,348.76	0.00	0.00	0.00	14,348.76	10,230,074.48
11/10/08	Open	LOG5-Logic-Drainage	AR-0032	State Pool	8,041,119.16	11,294.38	0.00	0.00	0.00	11,294.38	8,052,413.54
11/10/08	Open	LOG8-Logic-Road & Bridge	AR-0035	State Pool	10,548,809.45	-485,624.62	0.00	0.00	0.00	14,375.38	10,063,184.83
08/31/16	Open	MB12-MBIA ESD 100 AGREEMENT	AR-0041	State Pool	8,509,635.70	11,854.77	0.00	0.00	0.00	11,854.77	8,521,490.47
08/31/16	Open	MB13-MBIA ASSISTANCE DIST #1	AR-0042	State Pool	10,022,336.24	13,962.11	0.00	0.00	0.00	13,962.11	10,036,298.35
08/31/16	Open	MB14-MBIA GR PARKWAY OPERATIONS	AR-0043	State Pool	8,217,564.96	11,447.92	0.00	0.00	0.00	11,447.92	8,229,012.88
12/09/16	Open	MB17 - SR LIEN BOND 2016	AR-0046	State Pool	227,990.39	-227,990.39	0.00	0.00	0.00	268.57	0.00
05/12/20	Open	LO10-LOGIC-COUNTY'S CARE ACT	AR-0047	State Pool	6,018,749.48	8,453.82	0.00	0.00	0.00	8,453.82	6,027,203.30
05/12/20	Open	MB18-MBIA COUNTY'S CARES ACT	AR-0048	State Pool	12,112,737.43	16,874.28	0.00	0.00	0.00	16,874.28	12,129,611.71
05/13/20	Open	MB19-MBIA FBC ASSIST. DIST. #2	AR-0049	State Pool	7,524,794.22	10,482.78	0.00	0.00	0.00	10,482.78	7,535,277.00
05/13/20	Open	MB20- MBIA FBC ASSIST. DIST. #4	AR-0050	State Pool	1,756,895.62	2,447.54	0.00	0.00	0.00	2,447.54	1,759,343.16
05/13/20	Open	MB21-MBIA FBC ASSIST. DIST. #6	AR-0051	State Pool	3,512,451.49	-695,545.78	0.00	0.00	0.00	4,454.22	2,816,905.71
05/13/20	Open	MB23-MBIA JUVENILE	AR-0053	State Pool	8,278,969.11	-988,681.40	0.00	0.00	0.00	11,318.60	7,290,287.71
05/13/20	Open	MB24-MBIA DEBT SERVICE	AR-0054	State Pool	27,079,490.76	-2,463,843.31	0.00	0.00	0.00	36,156.69	24,615,647.45
05/13/20	Open	MB25-MBIA DRAINAGE DEBT SERVICE	AR-0055	State Pool	4,212,105.35	5,867.87	0.00	0.00	0.00	5,867.87	4,217,973.22
05/13/20	Open	MB26-FACILITIES BOND 2018	AR-0056	State Pool	6,055,267.58	-241,618.08	0.00	0.00	0.00	8,381.92	5,813,649.50
05/13/20	Open	MB27-MBIA TX HERITAGE PARKWAY	AR-0057	State Pool	2,516,303.14	3,505.46	0.00	0.00	0.00	3,505.46	2,519,808.60
08/02/21	Open	MB28-MBIA GRAND PARKWAY 2021	AR-0059	State Pool	27,876,889.77	-161,343.10	0.00	0.00	0.00	38,656.90	27,715,546.67
08/02/21	Open	MB29-MBIA SR LIEN TOLL RD 2021	AR-0060	State Pool	57,170,583.16	79,644.43	0.00	0.00	0.00	79,644.43	57,250,227.59
08/02/21	Open	MB30-MBIA FLOOD PRO DRAINAGE 20	AR-0061	State Pool	16,041,404.73	22,347.30	0.00	0.00	0.00	22,347.30	16,063,752.03
04/01/22	Open	LO11-Logic-Moblity Proj 2022	AR-0070	State Pool	9,020,820.32	-1,889,006.31	0.00	0.00	0.00	10,993.69	7,131,814.01
04/01/22	Open	LO12-Logic-Cert of Oblig 22	AR-0071	State Pool	9,020,820.32	-737,824.85	0.00	0.00	0.00	12,175.15	8,282,995.47
State Pool Total					**375,267,198.26**	**-7,757,653.65**	**0.00**	**0.00**	**0.00**	**518,752.12**	**367,509,544.61**

Activity Statement
Ft. Bend County
Effective Interest - Actual Life
Receipts in Period
07/01/22 - 07/31/22

Purchase Date	Sale Date	CUSIP	Invest Number	Security Description	Amor Value On 07/01/22	Changes In Principal	Purchase Cost	Sales Proceeds	Purchased Interest	Int/Div Rec In the Perd	Amor Value On 07/31/22
Investment Total					756,138,796.23	-38,324,658.36	0.00	0.00	0.00	948,706.06	717,814,137.87

Interest Accrual
Ft. Bend County
Effective Interest - Actual Life
Receipts in Period
07/01/22 - 07/31/22

CUSIP	Invest Number	Security Description	Purchase Date	Sale Date	Yield Earned	Ending Par Val/Shares	Ending Amor Val/Cost	Purchased Interest	Int/Div Rec In the Perd	Int/Div Accrued In the Perd	PTD Purch Received	Int/Div Rec Purch/Date	Int/Div Accrued Purch/Date
09 - Temporary Holding													
Money Market													
Cadence-Money Market Accts	AR-0058	Money Market	01/31/21	Open	1.3209	334,290,380.09	334,290,380.09	0.00	404,045.79	0.00	0.00	850,452.73	0.00
Money Market Total					**1.3209**	**334,290,380.09**	**334,290,380.09**	**0.00**	**404,045.79**	**0.00**	**0.00**	**850,452.73**	**0.00**
09 - Temporary Holding Total					**1.3209**	**334,290,380.09**	**334,290,380.09**	**0.00**	**404,045.79**	**0.00**	**0.00**	**850,452.73**	**0.00**
130 - Assistance Dist #1													
State Pool													
MB13-MBIA ASSISTANCE DIST #1	AR-0042	State Pool	08/31/16	Open	1.6402	10,036,298.35	10,036,298.35	0.00	13,962.11	0.00	0.00	129,821.04	0.00
State Pool Total					**1.6402**	**10,036,298.35**	**10,036,298.35**	**0.00**	**13,962.11**	**0.00**	**0.00**	**129,821.04**	**0.00**
130 - Assistance Dist #1 Total					**1.6402**	**10,036,298.35**	**10,036,298.35**	**0.00**	**13,962.11**	**0.00**	**0.00**	**129,821.04**	**0.00**
145 - ESD 100 Agreement													
State Pool													
MB12-MBIA ESD 100 AGREEMENT	AR-0041	State Pool	08/31/16	Open	1.6402	8,521,490.47	8,521,490.47	0.00	11,854.77	0.00	0.00	119,931.71	0.00
State Pool Total					**1.6402**	**8,521,490.47**	**8,521,490.47**	**0.00**	**11,854.77**	**0.00**	**0.00**	**119,931.71**	**0.00**
145 - ESD 100 Agreement Total					**1.6402**	**8,521,490.47**	**8,521,490.47**	**0.00**	**11,854.77**	**0.00**	**0.00**	**119,931.71**	**0.00**
802 - Sr Lien 2016													
State Pool													
MB17 - SR LIEN BOND 2016	AR-0046	State Pool	12/09/16	Open	1.5927	0.00	0.00	0.00	268.57	0.00	0.00	179,000.00	0.00
State Pool Total					**1.5927**	**0.00**	**0.00**	**0.00**	**268.57**	**0.00**	**0.00**	**179,000.00**	**0.00**
802 - Sr Lien 2016 Total					**1.5927**	**0.00**	**0.00**	**0.00**	**268.57**	**0.00**	**0.00**	**179,000.00**	**0.00**
810 - FBC Toll Road Operations													
State Pool													
TT02-TX TERM Toll Rd. Operation	AR-0024	State Pool	11/01/08	Open	0.0000	0.00	0.00	0.00	0.00	0.00	0.00	0.00	0.00
State Pool Total					**0.0000**	**0.00**	**0.00**	**0.00**	**0.00**	**0.00**	**0.00**	**0.00**	**0.00**
810 - FBC Toll Road Operations Total					**0.0000**	**0.00**	**0.00**	**0.00**	**0.00**	**0.00**	**0.00**	**0.00**	**0.00**
815 - Grand Parkway Operations													
State Pool													
MB14-MBIA GR PARKWAY OPERATIONS	AR-0043	State Pool	08/31/16	Open	1.6402	8,229,012.88	8,229,012.88	0.00	11,447.92	0.00	0.00	529,007.40	0.00
State Pool Total					**1.6402**	**8,229,012.88**	**8,229,012.88**	**0.00**	**11,447.92**	**0.00**	**0.00**	**529,007.40**	**0.00**
815 - Grand Parkway Operations Total					**1.6402**	**8,229,012.88**	**8,229,012.88**	**0.00**	**11,447.92**	**0.00**	**0.00**	**529,007.40**	**0.00**
LO10 - LOGIC COUNTYS CARES ACT													
State Pool													
LO10-LOGIC-COUNTY'S CARE ACT	AR-0047	State Pool	05/12/20	Open	1.6537	6,027,203.30	6,027,203.30	0.00	8,453.82	0.00	0.00	173,203.30	0.00
State Pool Total					**1.6537**	**6,027,203.30**	**6,027,203.30**	**0.00**	**8,453.82**	**0.00**	**0.00**	**173,203.30**	**0.00**
LO10 - LOGIC COUNTYS CARES ACT Total					**1.6537**	**6,027,203.30**	**6,027,203.30**	**0.00**	**8,453.82**	**0.00**	**0.00**	**173,203.30**	**0.00**
LO11 - Logic Mobility Projects 2022													
State Pool													
LO11-Logic-Moblity Proj 2022	AR-0070	State Pool	04/01/22	Open	1.6475	7,131,814.01	7,131,814.01	0.00	10,993.69	0.00	0.00	31,814.01	0.00
State Pool Total					**1.6475**	**7,131,814.01**	**7,131,814.01**	**0.00**	**10,993.69**	**0.00**	**0.00**	**31,814.01**	**0.00**
LO11 - Logic Mobility Projects 2022 Total					**1.6475**	**7,131,814.01**	**7,131,814.01**	**0.00**	**10,993.69**	**0.00**	**0.00**	**31,814.01**	**0.00**
LO12 - Logic Cert of Obligation 2022													
State Pool													
LO12-Logic-Cert of Oblig 22	AR-0071	State Pool	04/01/22	Open	1.6511	8,282,995.47	8,282,995.47	0.00	12,175.15	0.00	0.00	32,995.47	0.00
State Pool Total					**1.6511**	**8,282,995.47**	**8,282,995.47**	**0.00**	**12,175.15**	**0.00**	**0.00**	**32,995.47**	**0.00**
LO12 - Logic Cert of Obligation 2022 Total					**1.6511**	**8,282,995.47**	**8,282,995.47**	**0.00**	**12,175.15**	**0.00**	**0.00**	**32,995.47**	**0.00**
LOG1 - LOGIC GENERAL													

Interest Accrual
Ft. Bend County
Effective Interest - Actual Life
Receipts in Period
07/01/22 - 07/31/22

CUSIP	Invest Number	Security Description	Purchase Date	Sale Date	Yield Earned	Ending Par Val/Shares	Ending Amor Val/Cost	Purchased Interest	Int/Div Rec In the Perd	Int/Div Accrued In the Perd	PTD Purch Received	Int/Div Rec Purch/Date	Int/Div Accrued Purch/Date
State Pool													
LOG1-Logic- General	AR-0028	State Pool	11/10/08	Open	1.6537	46,053,665.81	46,053,665.81	0.00	64,595.27	0.00	0.00	1,124,098.79	0.00
State Pool Total					**1.6537**	**46,053,665.81**	**46,053,665.81**	**0.00**	**64,595.27**	**0.00**	**0.00**	**1,124,098.79**	**0.00**
LOG1 - LOGIC GENERAL Total					**1.6537**	**46,053,665.81**	**46,053,665.81**	**0.00**	**64,595.27**	**0.00**	**0.00**	**1,124,098.79**	**0.00**
LOG2 - LOGIC TOLL OPERATIONS													
State Pool													
LOG2-Logic-Toll Rd.Operations	AR-0029	State Pool	11/10/08	Open	1.6537	10,230,074.48	10,230,074.48	0.00	14,348.76	0.00	0.00	291,405.56	0.00
State Pool Total					**1.6537**	**10,230,074.48**	**10,230,074.48**	**0.00**	**14,348.76**	**0.00**	**0.00**	**291,405.56**	**0.00**
LOG2 - LOGIC TOLL OPERATIONS Total					**1.6537**	**10,230,074.48**	**10,230,074.48**	**0.00**	**14,348.76**	**0.00**	**0.00**	**291,405.56**	**0.00**
LOG5 - LOGIC DRAINAGE													
State Pool													
LOG5-Logic-Drainage	AR-0032	State Pool	11/10/08	Open	1.6537	8,052,413.54	8,052,413.54	0.00	11,294.38	0.00	0.00	54,657.31	0.00
State Pool Total					**1.6537**	**8,052,413.54**	**8,052,413.54**	**0.00**	**11,294.38**	**0.00**	**0.00**	**54,657.31**	**0.00**
LOG5 - LOGIC DRAINAGE Total					**1.6537**	**8,052,413.54**	**8,052,413.54**	**0.00**	**11,294.38**	**0.00**	**0.00**	**54,657.31**	**0.00**
LOG8 - LOGIC ROAD & BRIDGE													
State Pool													
LOG8-Logic-Road & Bridge	AR-0035	State Pool	11/10/08	Open	1.6525	10,063,184.83	10,063,184.83	0.00	14,375.38	0.00	0.00	68,672.35	0.00
State Pool Total					**1.6525**	**10,063,184.83**	**10,063,184.83**	**0.00**	**14,375.38**	**0.00**	**0.00**	**68,672.35**	**0.00**
LOG8 - LOGIC ROAD & BRIDGE Total					**1.6525**	**10,063,184.83**	**10,063,184.83**	**0.00**	**14,375.38**	**0.00**	**0.00**	**68,672.35**	**0.00**
MB02 - MBIA GENERAL													
State Pool													
MB02-MBIA General	AR-0015	State Pool	11/01/08	Open	1.6402	49,297,895.44	49,297,895.44	0.00	68,581.44	0.00	0.00	1,023,274.78	0.00
State Pool Total					**1.6402**	**49,297,895.44**	**49,297,895.44**	**0.00**	**68,581.44**	**0.00**	**0.00**	**1,023,274.78**	**0.00**
MB02 - MBIA GENERAL Total					**1.6402**	**49,297,895.44**	**49,297,895.44**	**0.00**	**68,581.44**	**0.00**	**0.00**	**1,023,274.78**	**0.00**
MB03 - MBIA ROAD & BRIDGE													
State Pool													
MB03-MBIA Road & Bridge	AR-0016	State Pool	11/01/08	Open	1.6352	1,838,948.24	1,838,948.24	0.00	2,852.46	0.00	0.00	129,687.39	0.00
State Pool Total					**1.6352**	**1,838,948.24**	**1,838,948.24**	**0.00**	**2,852.46**	**0.00**	**0.00**	**129,687.39**	**0.00**
MB03 - MBIA ROAD & BRIDGE Total					**1.6352**	**1,838,948.24**	**1,838,948.24**	**0.00**	**2,852.46**	**0.00**	**0.00**	**129,687.39**	**0.00**
MB04 - MBIA DRAINAGE													
State Pool													
MB04-MBIA Drainage	AR-0017	State Pool	11/01/08	Open	1.6402	10,838,556.34	10,838,556.34	0.00	15,078.20	0.00	0.00	198,814.82	2,620.73
State Pool Total					**1.6402**	**10,838,556.34**	**10,838,556.34**	**0.00**	**15,078.20**	**0.00**	**0.00**	**198,814.82**	**2,620.73**
MB04 - MBIA DRAINAGE Total					**1.6402**	**10,838,556.34**	**10,838,556.34**	**0.00**	**15,078.20**	**0.00**	**0.00**	**198,814.82**	**2,620.73**
MB06 - MBIA TOLL RD OPERATIONS													
State Pool													
MB06-MBIA Toll Rd. Operations	AR-0019	State Pool	11/01/08	Open	1.6402	13,174,384.33	13,174,384.33	0.00	18,327.70	0.00	0.00	861,550.77	38,363.64
State Pool Total					**1.6402**	**13,174,384.33**	**13,174,384.33**	**0.00**	**18,327.70**	**0.00**	**0.00**	**861,550.77**	**38,363.64**
MB06 - MBIA TOLL RD OPERATIONS Total					**1.6402**	**13,174,384.33**	**13,174,384.33**	**0.00**	**18,327.70**	**0.00**	**0.00**	**861,550.77**	**38,363.64**
MB18 - MBIA COUNTYS CARES ACT													
State Pool													
MB18-MBIA COUNTY'S CARES ACT	AR-0048	State Pool	05/12/20	Open	1.6402	12,129,611.71	12,129,611.71	0.00	16,874.28	0.00	0.00	231,531.17	0.00
State Pool Total					**1.6402**	**12,129,611.71**	**12,129,611.71**	**0.00**	**16,874.28**	**0.00**	**0.00**	**231,531.17**	**0.00**
MB18 - MBIA COUNTYS CARES ACT Total					**1.6402**	**12,129,611.71**	**12,129,611.71**	**0.00**	**16,874.28**	**0.00**	**0.00**	**231,531.17**	**0.00**
MB19 - MBIA FBC ASSIST DIST #2													
State Pool													

Interest Accrual
Ft. Bend County
Effective Interest - Actual Life
Receipts in Period
07/01/22 - 07/31/22

CUSIP	Invest Number	Security Description	Purchase Date	Sale Date	Yield Earned	Ending Par Val/Shares	Ending Amor Val/Cost	Purchased Interest	Int/Div Rec In the Perd	Int/Div Accrued In the Perd	PTD Purch Received	Int/Div Rec Purch/Date	Int/Div Accrued Purch/Date
MB19-MBIA FBC ASSIST. DIST. #2	AR-0049	State Pool	05/13/20	Open	1.6402	7,535,277.00	7,535,277.00	0.00	10,482.78	0.00	0.00	35,277.00	0.00
State Pool Total					**1.6402**	**7,535,277.00**	**7,535,277.00**	**0.00**	**10,482.78**	**0.00**	**0.00**	**35,277.00**	**0.00**
MB19 - MBIA FBC ASSIST DIST #2 Total					**1.6402**	**7,535,277.00**	**7,535,277.00**	**0.00**	**10,482.78**	**0.00**	**0.00**	**35,277.00**	**0.00**
MB20 - MBIA FBC ASSIST DIST #4													
State Pool													
MB20- MBIA FBC ASSIST. DIST. #4	AR-0050	State Pool	05/13/20	Open	1.6402	1,759,343.16	1,759,343.16	0.00	2,447.54	0.00	0.00	9,343.16	0.00
State Pool Total					**1.6402**	**1,759,343.16**	**1,759,343.16**	**0.00**	**2,447.54**	**0.00**	**0.00**	**9,343.16**	**0.00**
MB20 - MBIA FBC ASSIST DIST #4 Total					**1.6402**	**1,759,343.16**	**1,759,343.16**	**0.00**	**2,447.54**	**0.00**	**0.00**	**9,343.16**	**0.00**
MB21 - MBIA ASSIST DIST #6													
State Pool													
MB21-MBIA FBC ASSIST. DIST. #6	AR-0051	State Pool	05/13/20	Open	1.6292	2,816,905.71	2,816,905.71	0.00	4,454.22	0.00	0.00	16,905.71	0.00
State Pool Total					**1.6292**	**2,816,905.71**	**2,816,905.71**	**0.00**	**4,454.22**	**0.00**	**0.00**	**16,905.71**	**0.00**
MB21 - MBIA ASSIST DIST #6 Total					**1.6292**	**2,816,905.71**	**2,816,905.71**	**0.00**	**4,454.22**	**0.00**	**0.00**	**16,905.71**	**0.00**
MB23 - MBIA JUVENILE													
State Pool													
MB23-MBIA JUVENILE	AR-0053	State Pool	05/13/20	Open	1.6351	7,290,287.71	7,290,287.71	0.00	11,318.60	0.00	0.00	56,521.34	0.00
State Pool Total					**1.6351**	**7,290,287.71**	**7,290,287.71**	**0.00**	**11,318.60**	**0.00**	**0.00**	**56,521.34**	**0.00**
MB23 - MBIA JUVENILE Total					**1.6351**	**7,290,287.71**	**7,290,287.71**	**0.00**	**11,318.60**	**0.00**	**0.00**	**56,521.34**	**0.00**
MB24 - MBIA DEBT SERVICE													
State Pool													
MB24-MBIA DEBT SERVICE	AR-0054	State Pool	05/13/20	Open	1.6353	24,615,647.45	24,615,647.45	0.00	36,156.69	0.00	0.00	147,370.21	0.00
State Pool Total					**1.6353**	**24,615,647.45**	**24,615,647.45**	**0.00**	**36,156.69**	**0.00**	**0.00**	**147,370.21**	**0.00**
MB24 - MBIA DEBT SERVICE Total					**1.6353**	**24,615,647.45**	**24,615,647.45**	**0.00**	**36,156.69**	**0.00**	**0.00**	**147,370.21**	**0.00**
MB25 - MBIA DRAINAGE DEBT SERVICE													
State Pool													
MB25-MBIA DRAINAGE DEBT SERVICE	AR-0055	State Pool	05/13/20	Open	1.6402	4,217,973.22	4,217,973.22	0.00	5,867.87	0.00	0.00	17,973.22	0.00
State Pool Total					**1.6402**	**4,217,973.22**	**4,217,973.22**	**0.00**	**5,867.87**	**0.00**	**0.00**	**17,973.22**	**0.00**
MB25 - MBIA DRAINAGE DEBT SERVICE Total					**1.6402**	**4,217,973.22**	**4,217,973.22**	**0.00**	**5,867.87**	**0.00**	**0.00**	**17,973.22**	**0.00**
MB26 - MBIA FACILITIES BOND 2018													
State Pool													
MB26-FACILITIES BOND 2018	AR-0056	State Pool	05/13/20	Open	1.6385	5,813,649.50	5,813,649.50	0.00	8,381.92	0.00	0.00	63,649.50	0.00
State Pool Total					**1.6385**	**5,813,649.50**	**5,813,649.50**	**0.00**	**8,381.92**	**0.00**	**0.00**	**63,649.50**	**0.00**
MB26 - MBIA FACILITIES BOND 2018 Total					**1.6385**	**5,813,649.50**	**5,813,649.50**	**0.00**	**8,381.92**	**0.00**	**0.00**	**63,649.50**	**0.00**
MB27 - MBIA TX HERITAGE PARKWAY 2020													
State Pool													
MB27-MBIA TX HERITAGE PARKWAY	AR-0057	State Pool	05/13/20	Open	1.6402	2,519,808.60	2,519,808.60	0.00	3,505.46	0.00	0.00	50,187.95	0.00
State Pool Total					**1.6402**	**2,519,808.60**	**2,519,808.60**	**0.00**	**3,505.46**	**0.00**	**0.00**	**50,187.95**	**0.00**
MB27 - MBIA TX HERITAGE PARKWAY 2020 Total					**1.6402**	**2,519,808.60**	**2,519,808.60**	**0.00**	**3,505.46**	**0.00**	**0.00**	**50,187.95**	**0.00**
MB28 - MBIAGrand Parkway 2021													
State Pool													
MB28-MBIA GRAND PARKWAY 2021	AR-0059	State Pool	08/02/21	Open	1.6399	27,715,546.67	27,715,546.67	0.00	38,656.90	0.00	0.00	115,546.67	0.00
State Pool Total					**1.6399**	**27,715,546.67**	**27,715,546.67**	**0.00**	**38,656.90**	**0.00**	**0.00**	**115,546.67**	**0.00**
MB28 - MBIAGrand Parkway 2021 Total					**1.6399**	**27,715,546.67**	**27,715,546.67**	**0.00**	**38,656.90**	**0.00**	**0.00**	**115,546.67**	**0.00**
MB29 - MBIA Sr Lien 2021													
State Pool													
MB29-MBIA SR LIEN TOLL RD 2021	AR-0060	State Pool	08/02/21	Open	1.6402	57,250,227.59	57,250,227.59	0.00	79,644.43	0.00	0.00	250,227.59	0.00

Interest Accrual
Ft. Bend County
Effective Interest - Actual Life
Receipts in Period
07/01/22 - 07/31/22

CUSIP	Invest Number	Security Description	Purchase Date	Sale Date	Yield Earned	Ending Par Val/Shares	Ending Amor Val/Cost	Purchased Interest	Int/Div Rec In the Perd	Int/Div Accrued In the Perd	PTD Purch Received	Int/Div Rec Purch/Date	Int/Div Accrued Purch/Date
State Pool Total					**1.6402**	**57,250,227.59**	**57,250,227.59**	**0.00**	**79,644.43**	**0.00**	**0.00**	**250,227.59**	**0.00**
MB29 - MBIA Sr Lien 2021 Total					**1.6402**	**57,250,227.59**	**57,250,227.59**	**0.00**	**79,644.43**	**0.00**	**0.00**	**250,227.59**	**0.00**
MB30 - MBIA Flood Proj Drainage 20													
State Pool													
MB30-MBIA FLOOD PRO DRAINAGE 20	AR-0061	State Pool	08/02/21	Open	1.6402	16,063,752.03	16,063,752.03	0.00	22,347.30	0.00	0.00	63,752.03	0.00
State Pool Total					**1.6402**	**16,063,752.03**	**16,063,752.03**	**0.00**	**22,347.30**	**0.00**	**0.00**	**63,752.03**	**0.00**
MB30 - MBIA Flood Proj Drainage 20 Total					**1.6402**	**16,063,752.03**	**16,063,752.03**	**0.00**	**22,347.30**	**0.00**	**0.00**	**63,752.03**	**0.00**
MB31 - MBIA FBC ASSIST DIST #9													
Money Market													
MB31-MBIA FBC ASSIST DIST #9	AR-0062	Money Market	03/11/22	Open	1.6402	2,508,215.63	2,508,215.63	0.00	3,489.33	0.00	0.00	8,215.63	0.00
Money Market Total					**1.6402**	**2,508,215.63**	**2,508,215.63**	**0.00**	**3,489.33**	**0.00**	**0.00**	**8,215.63**	**0.00**
MB31 - MBIA FBC ASSIST DIST #9 Total					**1.6402**	**2,508,215.63**	**2,508,215.63**	**0.00**	**3,489.33**	**0.00**	**0.00**	**8,215.63**	**0.00**
MB32 - MBIA FBC ASSIST DIST #11													
Money Market													
MB32-MBIA FBC ASSIST DIST #11	AR-0063	Money Market	03/11/22	Open	1.6402	4,514,816.75	4,514,816.75	0.00	6,280.87	0.00	0.00	14,816.75	0.00
Money Market Total					**1.6402**	**4,514,816.75**	**4,514,816.75**	**0.00**	**6,280.87**	**0.00**	**0.00**	**14,816.75**	**0.00**
MB32 - MBIA FBC ASSIST DIST #11 Total					**1.6402**	**4,514,816.75**	**4,514,816.75**	**0.00**	**6,280.87**	**0.00**	**0.00**	**14,816.75**	**0.00**
MB34 - MBIA County Cert. of Obligation													
Money Market													
MB34-MBIA CERT OF OBLIGATION 22	AR-0068	Money Market	03/03/22	Open	1.5350	8,644.37	8,644.37	0.00	263.27	0.00	0.00	8,644.37	0.00
Money Market Total					**1.5350**	**8,644.37**	**8,644.37**	**0.00**	**263.27**	**0.00**	**0.00**	**8,644.37**	**0.00**
MB34 - MBIA County Cert. of Obligation Total					**1.5350**	**8,644.37**	**8,644.37**	**0.00**	**263.27**	**0.00**	**0.00**	**8,644.37**	**0.00**
MB35 - MBIA Mobility Projects													
Money Market													
MB35-MBIA MOBILITY PROJ. 2022	AR-0069	Money Market	03/28/22	Open	1.6298	5,118,740.54	5,118,740.54	0.00	8,972.81	0.00	0.00	28,740.54	0.00
Money Market Total					**1.6298**	**5,118,740.54**	**5,118,740.54**	**0.00**	**8,972.81**	**0.00**	**0.00**	**28,740.54**	**0.00**
MB35 - MBIA Mobility Projects Total					**1.6298**	**5,118,740.54**	**5,118,740.54**	**0.00**	**8,972.81**	**0.00**	**0.00**	**28,740.54**	**0.00**
MB36 - MBIA FEE OFFICER													
Money Market													
MB36-MBIA FEE OFFICER	AR-0065	Money Market	03/14/22	Open	1.6187	1,052,641.02	1,052,641.02	0.00	2,641.02	0.00	0.00	6,612.05	0.00
Money Market Total					**1.6187**	**1,052,641.02**	**1,052,641.02**	**0.00**	**2,641.02**	**0.00**	**0.00**	**6,612.05**	**0.00**
MB36 - MBIA FEE OFFICER Total					**1.6187**	**1,052,641.02**	**1,052,641.02**	**0.00**	**2,641.02**	**0.00**	**0.00**	**6,612.05**	**0.00**
MB37 - MBIA FBC ASSIST DIST #7													
Money Market													
MB37-MBIA FBC ASSIST DIST #7	AR-0066	Money Market	03/14/22	Open	1.6402	1,504,575.63	1,504,575.63	0.00	2,093.12	0.00	0.00	4,575.63	0.00
Money Market Total					**1.6402**	**1,504,575.63**	**1,504,575.63**	**0.00**	**2,093.12**	**0.00**	**0.00**	**4,575.63**	**0.00**
MB37 - MBIA FBC ASSIST DIST #7 Total					**1.6402**	**1,504,575.63**	**1,504,575.63**	**0.00**	**2,093.12**	**0.00**	**0.00**	**4,575.63**	**0.00**
MB38 - MBIA 2020A FBC TAX NOTE													
Money Market													
MB38-MBIA 2020A FBC TAX NOTE	AR-0067	Money Market	03/14/22	Open	1.6201	1,306,579.23	1,306,579.23	0.00	2,167.73	0.00	0.00	6,579.23	0.00
Money Market Total					**1.6201**	**1,306,579.23**	**1,306,579.23**	**0.00**	**2,167.73**	**0.00**	**0.00**	**6,579.23**	**0.00**
MB38 - MBIA 2020A FBC TAX NOTE Total					**1.6201**	**1,306,579.23**	**1,306,579.23**	**0.00**	**2,167.73**	**0.00**	**0.00**	**6,579.23**	**0.00**
TT00 - TEXAS TERM GENERAL													
State Pool													
TT00-TX TERM General	AR-0022	State Pool	11/01/08	Open	1.4911	1,075.19	1,075.19	0.00	1.36	0.00	0.00	21,459.96	0.00
State Pool Total					**1.4911**	**1,075.19**	**1,075.19**	**0.00**	**1.36**	**0.00**	**0.00**	**21,459.96**	**0.00**

Interest Accrual
Ft. Bend County
Effective Interest - Actual Life
Receipts in Period
07/01/22 - 07/31/22

CUSIP	Invest Number	Security Description	Purchase Date	Sale Date	Yield Earned	Ending Par Val/Shares	Ending Amor Val/Cost	Purchased Interest	Int/Div Rec In the Perd	Int/Div Accrued In the Perd	PTD Purch Received	Int/Div Rec Purch/Date	Int/Div Accrued Purch/Date
TT00 - TEXAS TERM GENERAL Total					**1.4911**	**1,075.19**	**1,075.19**	**0.00**	**1.36**	**0.00**	**0.00**	**21,459.96**	**0.00**
TT02 - TEXAS TERM TOLL OPERATIONS													
State Pool													
TT02-TX TERM Toll Rd. Operation	AR-0024	State Pool	11/01/08	Open	1.4819	1,073.95	1,073.95	0.00	1.35	0.00	0.00	18,003.85	0.00
State Pool Total					**1.4819**	**1,073.95**	**1,073.95**	**0.00**	**1.35**	**0.00**	**0.00**	**18,003.85**	**0.00**
TT02 - TEXAS TERM TOLL OPERATIONS Total					**1.4819**	**1,073.95**	**1,073.95**	**0.00**	**1.35**	**0.00**	**0.00**	**18,003.85**	**0.00**
TT04 - TEXAS TERM ROAD & BRIDGE													
State Pool													
TT04-TX TERM Road & Bridge	AR-0026	State Pool	11/01/08	Open	1.4846	1,072.00	1,072.00	0.00	1.35	0.00	0.00	8,279.28	0.00
State Pool Total					**1.4846**	**1,072.00**	**1,072.00**	**0.00**	**1.35**	**0.00**	**0.00**	**8,279.28**	**0.00**
TT04 - TEXAS TERM ROAD & BRIDGE Total					**1.4846**	**1,072.00**	**1,072.00**	**0.00**	**1.35**	**0.00**	**0.00**	**8,279.28**	**0.00**
TT05 - TEXAS TERM DRAINAGE													
State Pool													
TT05-TX TERM Drainage	AR-0027	State Pool	11/01/08	Open	1.4917	355.63	355.63	0.00	0.45	0.00	0.00	5,034.90	0.01
State Pool Total					**1.4917**	**355.63**	**355.63**	**0.00**	**0.45**	**0.00**	**0.00**	**5,034.90**	**0.01**
TT05 - TEXAS TERM DRAINAGE Total					**1.4917**	**355.63**	**355.63**	**0.00**	**0.45**	**0.00**	**0.00**	**5,034.90**	**0.01**

Premium/Discount Amortization

Ft. Bend County

Effective Interest - Actual Life
Receipts in Period
07/01/22 - 07/31/22

CUSIP	Invest Number	Security Description	Purchase Date	Amortiz Date	Yield Earned	Beginning Par Val/Shares	Beginning Unamor Val/Cost	Premium Discount	Ending Par Val/Shares	Ending Amor Val/Cost	Unamor Prem/Dscnt	Amortization In the Perd	Amortization Purch/Date
Money Market													
Cadence-Money Market Accts	AR-0058	Money Market	01/31/21	Open	1.3209	361,021,439.76	361,021,439.76	0.00	334,290,380.09	334,290,380.09	0.00	0.00	0.00
MB31-MBIA FBC ASSIST DIST #9	AR-0062	Money Market	03/11/22	Open	1.6402	2,504,726.30	2,504,726.30	0.00	2,508,215.63	2,508,215.63	0.00	0.00	0.00
MB32-MBIA FBC ASSIST DIST #11	AR-0063	Money Market	03/11/22	Open	1.6402	4,508,535.88	4,508,535.88	0.00	4,514,816.75	4,514,816.75	0.00	0.00	0.00
MB36-MBIA FEE OFFICER	AR-0065	Money Market	03/14/22	Open	1.6187	2,051,853.19	2,051,853.19	0.00	1,052,641.02	1,052,641.02	0.00	0.00	0.00
MB37-MBIA FBC ASSIST DIST #7	AR-0066	Money Market	03/14/22	Open	1.6402	1,502,482.51	1,502,482.51	0.00	1,504,575.63	1,504,575.63	0.00	0.00	0.00
MB38-MBIA 2020A FBC TAX NOTE	AR-0067	Money Market	03/14/22	Open	1.6201	2,004,411.50	2,004,411.50	0.00	1,306,579.23	1,306,579.23	0.00	0.00	0.00
MB34-MBIA CERT OF OBLIGATION 22	AR-0068	Money Market	03/03/22	Open	1.5350	558,381.10	558,381.10	0.00	8,644.37	8,644.37	0.00	0.00	0.00
MB35-MBIA MOBILITY PROJ. 2022	AR-0069	Money Market	03/28/22	Open	1.6298	6,719,767.73	6,719,767.73	0.00	5,118,740.54	5,118,740.54	0.00	0.00	0.00
Money Market Total					**1.3362**	**380,871,597.97**	**380,871,597.97**	**0.00**	**350,304,593.26**	**350,304,593.26**	**0.00**	**0.00**	**0.00**
State Pool													
MB02-MBIA General	AR-0015	State Pool	11/01/08	Open	1.6402	49,227,460.81	49,227,460.81	0.00	49,297,895.44	49,297,895.44	0.00	0.00	0.00
MB03-MBIA Road & Bridge	AR-0016	State Pool	11/01/08	Open	1.6352	2,086,095.78	2,086,095.78	0.00	1,838,948.24	1,838,948.24	0.00	0.00	0.00
MB04-MBIA Drainage	AR-0017	State Pool	11/01/08	Open	1.6402	10,823,478.14	10,823,478.14	0.00	10,838,556.34	10,838,556.34	0.00	0.00	0.00
MB06-MBIA Toll Rd. Operations	AR-0019	State Pool	11/01/08	Open	1.6402	13,156,056.63	13,156,056.63	0.00	13,174,384.33	13,174,384.33	0.00	0.00	0.00
TT00-TX TERM General	AR-0022	State Pool	11/01/08	Open	1.4911	1,073.83	1,073.83	0.00	1,075.19	1,075.19	0.00	0.00	0.00
TT02-TX TERM Toll Rd. Operation	AR-0024	State Pool	11/01/08	Open	1.4819	1,072.60	1,072.60	0.00	1,073.95	1,073.95	0.00	0.00	0.00
TT04-TX TERM Road & Bridge	AR-0026	State Pool	11/01/08	Open	1.4846	1,070.65	1,070.65	0.00	1,072.00	1,072.00	0.00	0.00	0.00
TT05-TX TERM Drainage	AR-0027	State Pool	11/01/08	Open	1.4917	355.18	355.18	0.00	355.63	355.63	0.00	0.00	0.00
LOG1-Logic- General	AR-0028	State Pool	11/10/08	Open	1.6537	45,989,070.54	45,989,070.54	0.00	46,053,665.81	46,053,665.81	0.00	0.00	0.00
LOG2-Logic-Toll Rd.Operations	AR-0029	State Pool	11/10/08	Open	1.6537	10,215,725.72	10,215,725.72	0.00	10,230,074.48	10,230,074.48	0.00	0.00	0.00
LOG5-Logic-Drainage	AR-0032	State Pool	11/10/08	Open	1.6537	8,041,119.16	8,041,119.16	0.00	8,052,413.54	8,052,413.54	0.00	0.00	0.00
LOG8-Logic-Road & Bridge	AR-0035	State Pool	11/10/08	Open	1.6525	10,548,809.45	10,548,809.45	0.00	10,063,184.83	10,063,184.83	0.00	0.00	0.00
MB12-MBIA ESD 100 AGREEMENT	AR-0041	State Pool	08/31/16	Open	1.6402	8,509,635.70	8,509,635.70	0.00	8,521,490.47	8,521,490.47	0.00	0.00	0.00
MB13-MBIA ASSISTANCE DIST #1	AR-0042	State Pool	08/31/16	Open	1.6402	10,022,336.24	10,022,336.24	0.00	10,036,298.35	10,036,298.35	0.00	0.00	0.00
MB14-MBIA GR PARKWAY OPERATIONS	AR-0043	State Pool	08/31/16	Open	1.6402	8,217,564.96	8,217,564.96	0.00	8,229,012.88	8,229,012.88	0.00	0.00	0.00
MB17 - SR LIEN BOND 2016	AR-0046	State Pool	12/09/16	Open	1.5927	227,990.39	227,990.39	0.00	0.00	0.00	0.00	0.00	0.00
LO10-LOGIC-COUNTY'S CARE ACT	AR-0047	State Pool	05/12/20	Open	1.6537	6,018,749.48	6,018,749.48	0.00	6,027,203.30	6,027,203.30	0.00	0.00	0.00
MB18-MBIA COUNTY'S CARES ACT	AR-0048	State Pool	05/12/20	Open	1.6402	12,112,737.43	12,112,737.43	0.00	12,129,611.71	12,129,611.71	0.00	0.00	0.00
MB19-MBIA FBC ASSIST. DIST. #2	AR-0049	State Pool	05/13/20	Open	1.6402	7,524,794.22	7,524,794.22	0.00	7,535,277.00	7,535,277.00	0.00	0.00	0.00
MB20- MBIA FBC ASSIST. DIST. #4	AR-0050	State Pool	05/13/20	Open	1.6402	1,756,895.62	1,756,895.62	0.00	1,759,343.16	1,759,343.16	0.00	0.00	0.00
MB21-MBIA FBC ASSIST. DIST. #6	AR-0051	State Pool	05/13/20	Open	1.6292	3,512,451.49	3,512,451.49	0.00	2,816,905.71	2,816,905.71	0.00	0.00	0.00
MB23-MBIA JUVENILE	AR-0053	State Pool	05/13/20	Open	1.6351	8,278,969.11	8,278,969.11	0.00	7,290,287.71	7,290,287.71	0.00	0.00	0.00
MB24-MBIA DEBT SERVICE	AR-0054	State Pool	05/13/20	Open	1.6353	27,079,490.76	27,079,490.76	0.00	24,615,647.45	24,615,647.45	0.00	0.00	0.00
MB25-MBIA DRAINAGE DEBT SERVICE	AR-0055	State Pool	05/13/20	Open	1.6402	4,212,105.35	4,212,105.35	0.00	4,217,973.22	4,217,973.22	0.00	0.00	0.00
MB26-FACILITIES BOND 2018	AR-0056	State Pool	05/13/20	Open	1.6385	6,055,267.58	6,055,267.58	0.00	5,813,649.50	5,813,649.50	0.00	0.00	0.00
MB27-MBIA TX HERITAGE PARKWAY	AR-0057	State Pool	05/13/20	Open	1.6402	2,516,303.14	2,516,303.14	0.00	2,519,808.60	2,519,808.60	0.00	0.00	0.00
MB28-MBIA GRAND PARKWAY 2021	AR-0059	State Pool	08/02/21	Open	1.6399	27,876,889.77	27,876,889.77	0.00	27,715,546.67	27,715,546.67	0.00	0.00	0.00
MB29-MBIA SR LIEN TOLL RD 2021	AR-0060	State Pool	08/02/21	Open	1.6402	57,170,583.16	57,170,583.16	0.00	57,250,227.59	57,250,227.59	0.00	0.00	0.00
MB30-MBIA FLOOD PRO DRAINAGE 20	AR-0061	State Pool	08/02/21	Open	1.6402	16,041,404.73	16,041,404.73	0.00	16,063,752.03	16,063,752.03	0.00	0.00	0.00
LO11-Logic-Moblity Proj 2022	AR-0070	State Pool	04/01/22	Open	1.6475	9,020,820.32	9,020,820.32	0.00	7,131,814.01	7,131,814.01	0.00	0.00	0.00
LO12-Logic-Cert of Oblig 22	AR-0071	State Pool	04/01/22	Open	1.6511	9,020,820.32	9,020,820.32	0.00	8,282,995.47	8,282,995.47	0.00	0.00	0.00
State Pool Total					**1.6428**	**375,267,198.26**	**375,267,198.26**	**0.00**	**367,509,544.61**	**367,509,544.61**	**0.00**	**0.00**	**0.00**
Investment Total					**1.4881**	**756,138,796.23**	**756,138,796.23**	**0.00**	**717,814,137.87**	**717,814,137.87**	**0.00**	**0.00**	**0.00**

Open Investments
Ft. Bend County
Effective Interest - Actual Life
Receipts in Period
07/31/22

CUSIP	Invest Number	Security Description	Invest Class	Purchase Date	Call Date	Purchase Institut	SafeKeep Institut	Issuing Institut	Yield Matur	Yield Call	Original Unit Cost	Original Par Val/Shares	Original Princ/Cost	Orig Prem Discount	Ending Unit Price	Ending Par Val/Shares	Ending Amor Val/Cost	Unamor Prem/Dscnt
Money Market																		
Cadence-Money Market Accts	AR-0058	Money Market		01/31/21	Open	101	None	101	0.8800	0.8800	1.000000	210,194,488.52	210,194,488.52	0.00	1.000000	334,290,380.09	334,290,380.09	0.00
Money Market Total									**0.8800**	**0.8800**	**1.000000**	**210,194,488.52**	**210,194,488.52**	**0.00**	**1.000000**	**334,290,380.09**	**334,290,380.09**	**0.00**
State Pool																		
MB02-MBIA General	AR-0015	State Pool		11/01/08	Open	2000	None	2000	1.6392	1.6392	1.000000	17,374,917.83	17,374,917.83	0.00	1.000000	49,297,895.44	49,297,895.44	0.00
MB03-MBIA Road & Bridge	AR-0016	State Pool		11/01/08	Open	2000	None	2000	1.6392	1.6392	1.000000	2,856,438.24	2,856,438.24	0.00	1.000000	1,838,948.24	1,838,948.24	0.00
MB04-MBIA Drainage	AR-0017	State Pool		11/01/08	Open	2000	None	2000	1.6392	1.6392	1.000000	1,267,218.21	1,267,218.21	0.00	1.000000	10,838,556.34	10,838,556.34	0.00
MB06-MBIA Toll Rd. Operations	AR-0019	State Pool		11/01/08	Open	2000	None	2000	1.6392	1.6392	1.000000	3,143,377.27	3,143,377.27	0.00	1.000000	13,174,384.33	13,174,384.33	0.00
TT00-TX TERM General	AR-0022	State Pool		11/01/08	Open	2005	None	2005	1.4900	1.4900	1.000000	10,006,437.87	10,006,437.87	0.00	1.000000	1,075.19	1,075.19	0.00
TT02-TX TERM Toll Rd. Operation	AR-0024	State Pool		11/01/08	Open	2005	None	2005	1.4900	1.4900	0.000000	0.00	0.00	0.00	1.000000	1,073.95	1,073.95	0.00
TT04-TX TERM Road & Bridge	AR-0026	State Pool		11/01/08	Open	2005	None	2005	1.4900	1.4900	1.000000	10,463.28	10,463.28	0.00	1.000000	1,072.00	1,072.00	0.00
TT05-TX TERM Drainage	AR-0027	State Pool		11/01/08	Open	2005	None	2005	1.4900	1.4900	1.000000	109,774.61	109,774.61	0.00	1.000000	355.63	355.63	0.00
LOG1-Logic- General	AR-0028	State Pool		11/10/08	Open	200	None	200	1.6584	1.6584	1.000000	10,000,000.00	10,000,000.00	0.00	1.000000	46,053,665.81	46,053,665.81	0.00
LOG2-Logic-Toll Rd.Operations	AR-0029	State Pool		11/10/08	Open	200	None	200	1.6538	1.6538	1.000000	2,000,000.00	2,000,000.00	0.00	1.000000	10,230,074.48	10,230,074.48	0.00
LOG5-Logic-Drainage	AR-0032	State Pool		11/10/08	Open	200	None	200	1.6538	1.6538	1.000000	500,000.00	500,000.00	0.00	1.000000	8,052,413.54	8,052,413.54	0.00
LOG8-Logic-Road & Bridge	AR-0035	State Pool		11/10/08	Open	200	None	200	1.6538	1.6538	1.000000	1,000,000.00	1,000,000.00	0.00	1.000000	10,063,184.83	10,063,184.83	0.00
MB12-MBIA ESD 100 AGREEMENT	AR-0041	State Pool		08/31/16	Open	2000	None	2000	1.6392	1.6392	1.000000	3,900,000.00	3,900,000.00	0.00	1.000000	8,521,490.47	8,521,490.47	0.00
MB13-MBIA ASSISTANCE DIST #1	AR-0042	State Pool		08/31/16	Open	2000	None	2000	1.6392	1.6392	1.000000	10,000,000.00	10,000,000.00	0.00	1.000000	10,036,298.35	10,036,298.35	0.00
MB14-MBIA GR PARKWAY OPERATIONS	AR-0043	State Pool		08/31/16	Open	2000	None	2000	1.6392	1.6392	1.000000	8,500,000.00	8,500,000.00	0.00	1.000000	8,229,012.88	8,229,012.88	0.00
MB17 - SR LIEN BOND 2016	AR-0046	State Pool		12/09/16	Open	2000	None	2000	1.6392	1.6392	1.000000	35,000,000.00	35,000,000.00	0.00	0.000000	0.00	0.00	0.00
LO10-LOGIC-COUNTY'S CARE ACT	AR-0047	State Pool		05/12/20	Open	200	None	200	1.6538	1.6538	1.000000	67,000,000.00	67,000,000.00	0.00	1.000000	6,027,203.30	6,027,203.30	0.00
MB18-MBIA COUNTY'S CARES ACT	AR-0048	State Pool		05/12/20	Open	2000	None	2000	1.6392	1.6392	1.000000	67,000,000.00	67,000,000.00	0.00	1.000000	12,129,611.71	12,129,611.71	0.00
MB19-MBIA FBC ASSIST. DIST. #2	AR-0049	State Pool		05/13/20	Open	2000	None	2000	1.6392	1.6392	1.000000	2,500,000.00	2,500,000.00	0.00	1.000000	7,535,277.00	7,535,277.00	0.00
MB20- MBIA FBC ASSIST. DIST. #4	AR-0050	State Pool		05/13/20	Open	2000	None	2000	1.6392	1.6392	1.000000	1,250,000.00	1,250,000.00	0.00	1.000000	1,759,343.16	1,759,343.16	0.00
MB21-MBIA FBC ASSIST. DIST. #6	AR-0051	State Pool		05/13/20	Open	2000	None	2000	1.6392	1.6392	1.000000	2,000,000.00	2,000,000.00	0.00	1.000000	2,816,905.71	2,816,905.71	0.00
MB23-MBIA JUVENILE	AR-0053	State Pool		05/13/20	Open	2000	None	2000	1.6392	1.6392	1.000000	8,000,000.00	8,000,000.00	0.00	1.000000	7,290,287.71	7,290,287.71	0.00
MB24-MBIA DEBT SERVICE	AR-0054	State Pool		05/13/20	Open	2000	None	2000	1.6392	1.6392	1.000000	21,000,000.00	21,000,000.00	0.00	1.000000	24,615,647.45	24,615,647.45	0.00
MB25-MBIA DRAINAGE DEBT SERVICE	AR-0055	State Pool		05/13/20	Open	2000	None	2000	1.6392	1.6392	1.000000	1,000,000.00	1,000,000.00	0.00	1.000000	4,217,973.22	4,217,973.22	0.00
MB26-FACILITIES BOND 2018	AR-0056	State Pool		05/13/20	Open	2000	None	2000	1.6392	1.6392	1.000000	14,000,000.00	14,000,000.00	0.00	1.000000	5,813,649.50	5,813,649.50	0.00
MB27-MBIA TX HERITAGE PARKWAY	AR-0057	State Pool		05/13/20	Open	2000	None	2000	1.6392	1.6392	1.000000	17,000,000.00	17,000,000.00	0.00	1.000000	2,519,808.60	2,519,808.60	0.00
MB28-MBIA GRAND PARKWAY 2021	AR-0059	State Pool		08/02/21	Open	2000	None	2000	1.6392	1.6392	1.000000	25,000,000.00	25,000,000.00	0.00	1.000000	27,715,546.67	27,715,546.67	0.00
MB29-MBIA SR LIEN TOLL RD 2021	AR-0060	State Pool		08/02/21	Open	2000	None	2000	1.6392	1.6392	1.000000	68,000,000.00	68,000,000.00	0.00	1.000000	57,250,227.59	57,250,227.59	0.00
MB30-MBIA FLOOD PRO DRAINAGE 20	AR-0061	State Pool		08/02/21	Open	2000	None	2000	1.6392	1.6392	1.000000	10,000,000.00	10,000,000.00	0.00	1.000000	16,063,752.03	16,063,752.03	0.00
MB31-MBIA FBC ASSIST DIST #9	AR-0062	State Pool		03/11/22	Open	2000	None	2000	1.6392	1.6392	1.000000	2,000,000.00	2,000,000.00	0.00	1.000000	2,508,215.63	2,508,215.63	0.00
MB32-MBIA FBC ASSIST DIST #11	AR-0063	State Pool		03/11/22	Open	2000	None	2000	1.6392	1.6392	1.000000	3,000,000.00	3,000,000.00	0.00	1.000000	4,514,816.75	4,514,816.75	0.00
MB36-MBIA FEE OFFICER	AR-0065	State Pool		03/14/22	Open	2000	None	2000	1.6392	1.6392	1.000000	3,000,000.00	3,000,000.00	0.00	1.000000	1,052,641.02	1,052,641.02	0.00
MB37-MBIA FBC ASSIST DIST #7	AR-0066	State Pool		03/14/22	Open	2000	None	2000	1.6392	1.6392	1.000000	1,000,000.00	1,000,000.00	0.00	1.000000	1,504,575.63	1,504,575.63	0.00
MB38-MBIA 2020A FBC TAX NOTE	AR-0067	State Pool		03/14/22	Open	2000	None	2000	1.6392	1.6392	1.000000	2,000,000.00	2,000,000.00	0.00	1.000000	1,306,579.23	1,306,579.23	0.00
MB34-MBIA CERT OF OBLIGATION 22	AR-0068	State Pool		03/03/22	Open	2000	None	2000	1.6392	1.6392	1.000000	10,000,000.00	10,000,000.00	0.00	1.000000	8,644.37	8,644.37	0.00
MB35-MBIA MOBILITY PROJ. 2022	AR-0069	State Pool		03/28/22	Open	2000	None	2000	1.6392	1.6392	1.000000	15,000,000.00	15,000,000.00	0.00	1.000000	5,118,740.54	5,118,740.54	0.00
LO11-Logic-Moblity Proj 2022	AR-0070	State Pool		04/01/22	Open	200	None	200	1.6538	1.6538	1.000000	11,000,000.00	11,000,000.00	0.00	1.000000	7,131,814.01	7,131,814.01	0.00
LO12-Logic-Cert of Oblig 22	AR-0071	State Pool		04/01/22	Open	200	None	200	1.6538	1.6538	1.000000	11,000,000.00	11,000,000.00	0.00	1.000000	8,282,995.47	8,282,995.47	0.00
State Pool Total									**1.6434**	**1.6434**	**1.000000**	**467,418,627.31**	**467,418,627.31**	**0.00**	**1.000000**	**383,523,757.78**	**383,523,757.78**	**0.00**
Investment Total									**1.2879**	**1.2879**	**1.000000**	**677,613,115.83**	**677,613,115.83**	**0.00**	**1.000000**	**717,814,137.87**	**717,814,137.87**	**0.00**

Open Investments
Ft. Bend County
Effective Interest - Actual Life
Receipts in Period
07/31/22

Showing Ending Par Val/Shares: $717,814,137.87

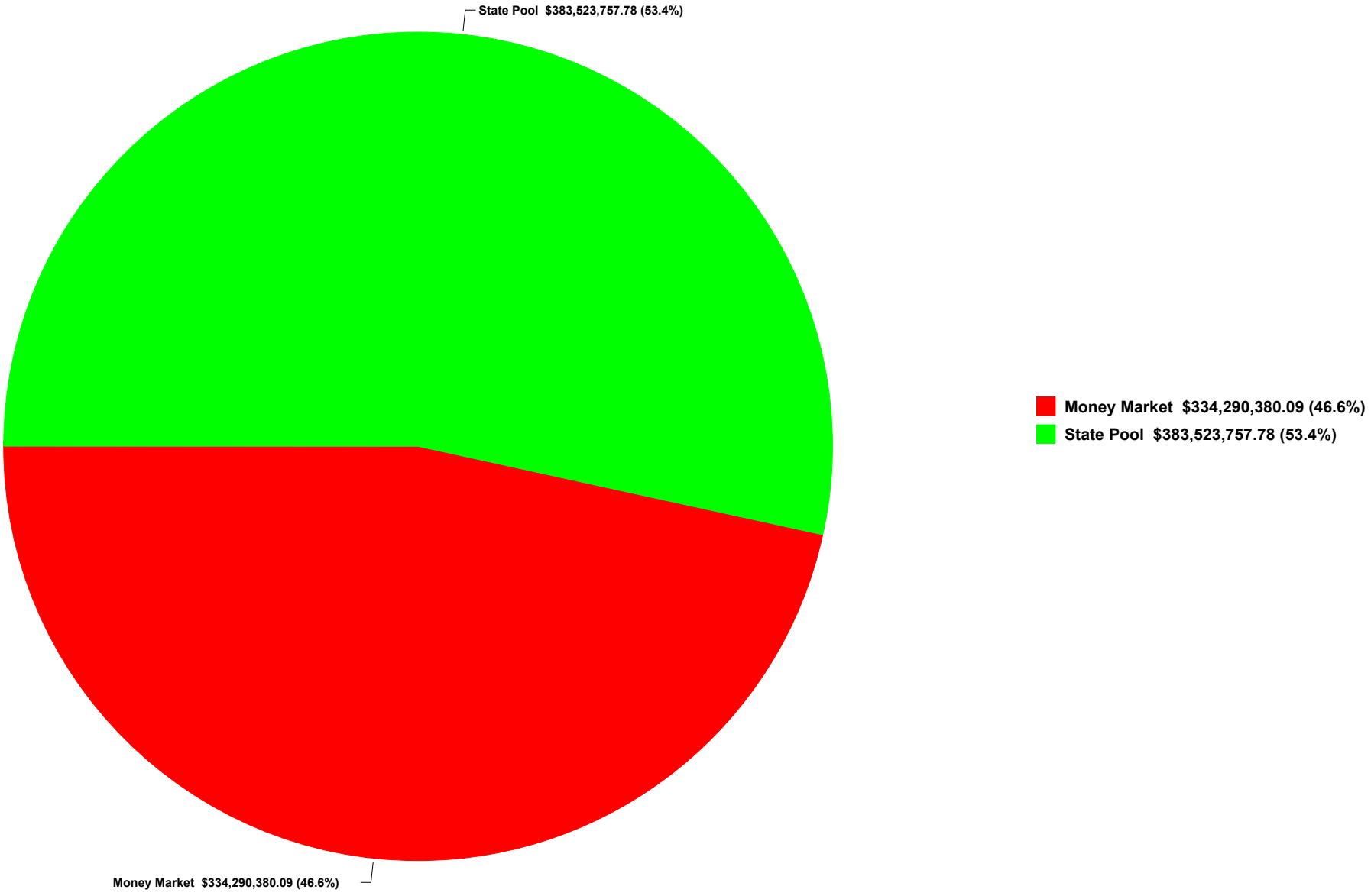

FBC INVESTMENT TRAILING 12 MONTHS

Open Investments		FARMERS MAC DN	FFCB	FHLB	FHLMC	FNMA	FNMA DISCOUNT NOTE	State Pool	Prosperity Money Market	Prosperity - Invst. Acct.
$ 695,339,819	7/31/2021	$ -	$ -	$ -	$ -	$ -	$ -	$ 395,587,723	$ 299,752,096	$ -
$ 639,189,312	8/31/2021	$ -	$ -	$ -	$ -	$ -	$ -	$ 472,609,124	$ 166,580,188	$ -
$ 615,430,996	9/30/2021	$ -	$ -	$ -	$ -	$ -	$ -	$ 473,626,947	$ 141,804,049	$ -
$ 590,225,881	10/31/2021	$ -	$ -	$ -	$ -	$ -	$ -	$ 463,627,607	$ 126,598,274	$ -
$ 549,809,193	11/30/2021	$ -	$ -	$ -	$ -	$ -	$ -	$ 439,646,883	$ 126,598,274	$ -
$ 561,165,551	12/31/2021	$ -	$ -	$ -	$ -	$ -	$ -	$ 439,672,912	$ 121,492,639	$ -
$ 738,368,878	1/31/2022	$ -	$ -	$ -	$ -	$ -	$ -	$ 591,714,806	$ 146,654,072	$ -
$ 748,933,656	2/28/2022	$ -	$ -	$ -	$ -	$ -	$ -	$ 617,274,169	$ 131,659,487	$ -
$ 777,559,316	3/31/2022	$ -	$ -	$ -	$ -	$ -	$ -	$ 653,121,342	$ 124,437,974	$ -
$ 743,346,280	4/30/2022	$ -	$ -	$ -	$ -	$ -	$ -	$ 672,068,903	$ 71,277,377	$ -
$ 709,532,923	5/31/2022	$ -	$ -	$ -	$ -	$ -	$ -	$ 641,573,367	$ 67,959,556	$ -
$ 756,138,796	6/30/2022	$ -	$ -	$ -	$ -	$ -	$ -	$ 395,117,356	$ 361,021,440	$ -
$ 717,814,138	7/31/2022	$ -	$ -	$ -	$ -	$ -	$ -	$ 383,523,758	$ 334,290,380	$ -

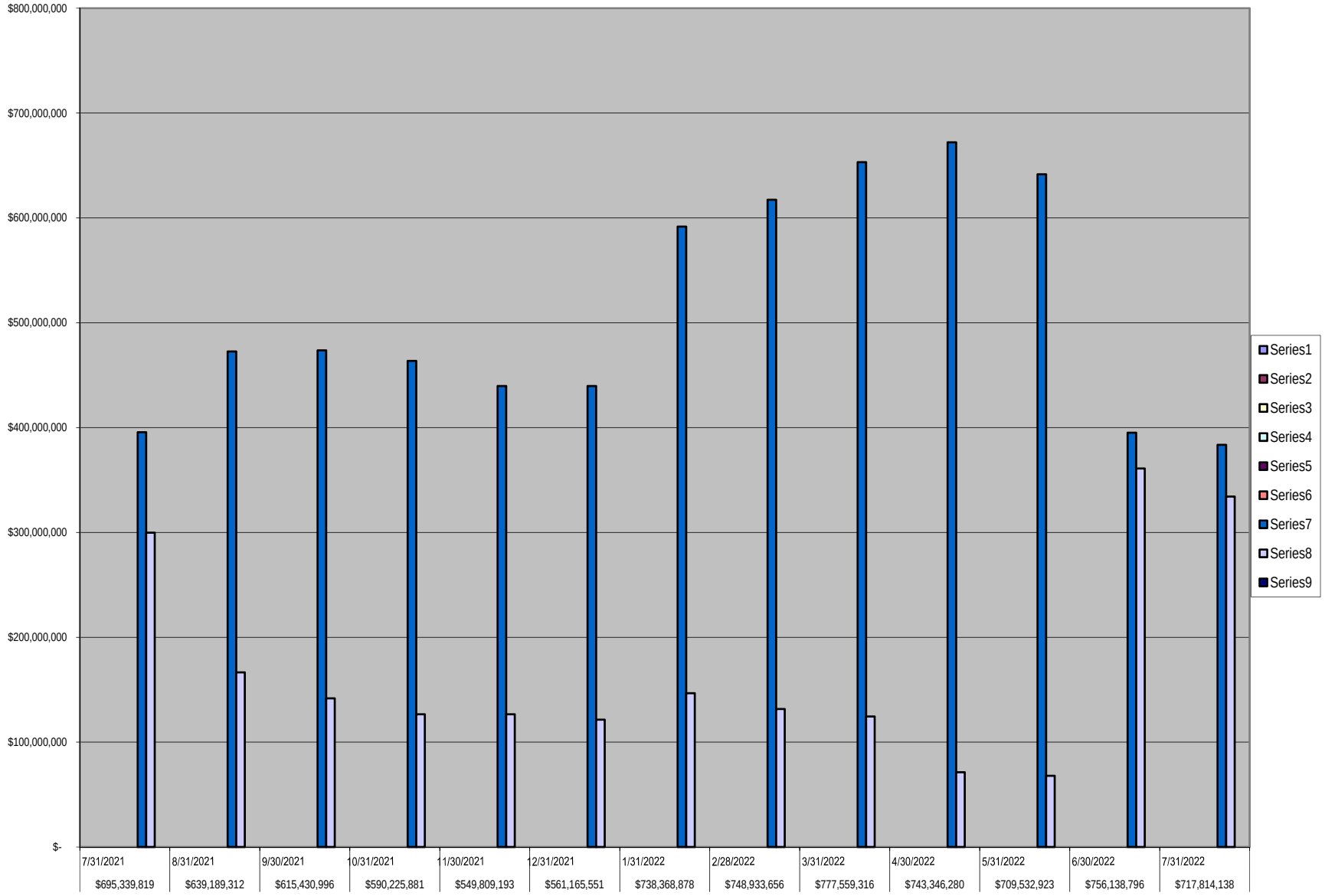
$800,000,000
$700,000,000
$600,000,000
$500,000,000
$400,000,000
$300,000,000
$200,000,000
$100,000,000
$-
7/31/2021
$695,339,819
8/31/2021
$639,189,312
9/30/2021
$615,430,996
10/31/2021
$590,225,881
11/30/2021
$549,809,193
12/31/2021
$561,165,551
1/31/2022
$738,368,878
2/28/2022
$748,933,656
3/31/2022
$777,559,316
4/30/2022
$743,346,280
5/31/2022
$709,532,923
6/30/2022
$756,138,796
7/31/2022
$717,814,138
Series1
Series2
Series3
Series4
Series5
Series6
Series7
Series8
Series9

07/25/2022

CADENCE

To Whom It May Concern,

In accordance with Cadence Bank's Depository Bid, the interest rate for the month of July 2022 is a fixed rate of 0.25% for all Fort Bend County interest-bearing accounts except for the accounts listed below which have an interest rate of 1.50%.

5500272686
5500272660
5500272678
5500272637

Sincerely,

Ana Medrano

Ana Medrano
Client Support Partner
Cadence Bank N.A.

Texas CLASS®

Daily Rates

July 31, 2022

Texas CLASS

Texas CLASS AVERAGE MONTHLY YIELD: 1.6392%

Date	Dividend Rate	Daily Yield
07/01/2022	0.000158984	1.4508%
07/02/2022	0.000000000	1.4507%
07/03/2022	0.000000000	1.4507%
07/04/2022	0.000000000	1.4507%
07/05/2022	0.000041142	1.5016%
07/06/2022	0.000041534	1.5160%
07/07/2022	0.000042156	1.5387%
07/08/2022	0.000129639	1.5773%
07/09/2022	0.000000000	1.5773%
07/10/2022	0.000000000	1.5773%
07/11/2022	0.000043169	1.5757%
07/12/2022	0.000043634	1.5926%
07/13/2022	0.000044066	1.6084%
07/14/2022	0.000043976	1.6051%
07/15/2022	0.000132552	1.6128%
07/16/2022	0.000000000	1.6127%
07/17/2022	0.000000000	1.6127%
07/18/2022	0.000044398	1.6205%
07/19/2022	0.000044627	1.6289%
07/20/2022	0.000044845	1.6368%
07/21/2022	0.000045710	1.6684%
07/22/2022	0.000137760	1.6761%
07/23/2022	0.000000000	1.6761%
07/24/2022	0.000000000	1.6761%
07/25/2022	0.000045894	1.6751%
07/26/2022	0.000046471	1.6962%
07/27/2022	0.000046815	1.7088%
07/28/2022	0.000049072	1.7911%
07/29/2022	0.000165756	2.0167%
07/30/2022	0.000000000	2.0167%
07/31/2022	0.000000000	2.0167%

Performance results are shown net of all fees and expenses and reflect the reinvestment of dividends and other earnings. Many factors affect performance including changes in market conditions and interest rates and in response to other economic, political, or financial developments. Investment involves risk including the possible loss of principal. No assurance can be given that the performance objectives of a given strategy will be achieved. **Past performance is no guarantee of future results. Any financial and/or investment decision may incur losses.**

July 31, 2022

TexasDAILY

Current Yield[1]: 1.75%

Historical Rates Monthly Distribution Yields[2]

	2012	2013	2014	2015	2016	2017	2018	2019	2020	2021	2022
January	0.08%	0.12%	0.04%	0.07%	0.35%	0.58%	1.34%	2.40%	1.61%	0.07%	0.02%
February	0.10%	0.10%	0.04%	0.08%	0.39%	0.59%	1.40%	2.40%	1.58%	0.05%	0.02%
March	0.10%	0.10%	0.04%	0.09%	0.41%	0.66%	1.50%	2.41%	1.20%	0.05%	0.14%
April	0.10%	0.08%	0.04%	0.09%	0.42%	0.75%	1.65%	2.42%	0.83%	0.05%	0.30%
May	0.12%	0.08%	0.04%	0.09%	0.43%	0.76%	1.75%	2.41%	0.41%	0.04%	0.68%
June	0.13%	0.05%	0.04%	0.09%	0.44%	0.85%	1.85%	2.41%	0.24%	0.03%	1.00%
July	0.13%	0.05%	0.05%	0.10%	0.45%	0.96%	1.96%	2.38%	0.22%	0.02%	1.49%
August	0.13%	0.05%	0.06%	0.11%	0.47%	1.00%	1.99%	2.21%	0.16%	0.02%	
September	0.13%	0.05%	0.06%	0.13%	0.50%	1.03%	2.03%	2.15%	0.14%	0.02%	
October	0.13%	0.04%	0.06%	0.15%	0.47%	1.05%	2.15%	1.97%	0.12%	0.02%	
November	0.13%	0.04%	0.06%	0.15%	0.45%	1.09%	2.21%	1.74%	0.10%	0.02%	
December	0.13%	0.04%	0.07%	0.23%	0.50%	1.21%	2.32%	1.66%	0.09%	0.02%	

Call toll-free
1-866-839-8376

Past performance is not indicative of future results and yields may vary.

(1) The current yield, which is also known as the current annualized yield or current seven-day yield, represents the net change, exclusive of capital changes and income other than investment income, in the value of a hypothetical account with a balance of one share (normally $1.00 per share) over a seven-day base period expressed as a percentage of the value of one share at the beginning of the seven-day period. This resulting net change in account value is then annualized by multiplying it by 365 and dividing the result by 7. The yields shown may reflect fee waivers by service providers that subsidize and reduce the total operating expenses of the TexasDAILY portfolio. Portfolio yields would be lower if there were no such waivers.

(2) The monthly distribution yield represents the sum of a month's one-day allocation factors divided by the number of days in that month, and multiplied by 365. The yields shown may reflect fee waivers by service providers that subsidize and reduce the total operating expenses of the TexasDAILY portfolio. Portfolio yields would be lower if there were no such waivers.

This information is for institutional investors, not for further distribution to retail investors, and does not represent an offer to sell or a solicitation of an offer to buy or sell any fund or other security. Investors should consider the Texas Range Investment Program's (the "Program's") investment objectives, risks, charges and expenses before investing. This and other information about the Program is available in the Program's Information Statement, which should be read carefully before investing. A copy of the Program's Information Statement may be obtained by calling 1-866-839-8376 or is available on the Program's website at www.texas-range.com. While TexasDAILY and TexasDAILY Select seek to maintain a stable net asset value of $1.00 per share and TexasTERM seeks to achieve a net asset value of $1.00 per share at its stated maturity, it is possible to lose money investing in the Program. An investment in the Program is not insured or guaranteed by the Federal Deposit Insurance Corporation or any other governmental agency. Shares of the Program are distributed by ***PFM Fund Distributors, Inc.****, member Financial Industry Regulatory Authority (FINRA) (www.finra.org) and Securities Investor Protection Corporation (SIPC) (www.sipc.org). PFM Fund Distributors, Inc. is an affiliate of PFM Asset Management LLC.*

LOGIC VERSUS 90-DAY TREASURY BILL

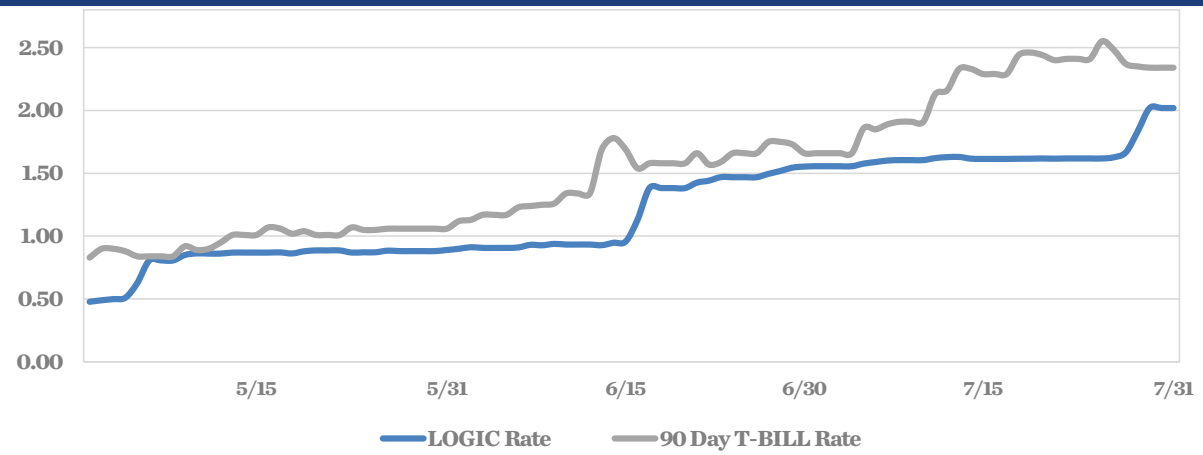

This material is for information purposes only. This information does not represent an offer to buy or sell a security. The above rate information is obtained from sources that are believed to be reliable; however, its accuracy or completeness may be subject to change. The LOGIC management fee may be waived in full or in part at the discretion of the LOGIC co-administrators and the LOGIC rate for the period shown reflects waiver of fees. This table represents historical investment performance/return to the customer, net of fees, and is not an indication of future performance. An investment in the security is not insured or guaranteed by the Federal Deposit Insurance Corporation or any other government agency. Although the issuer seeks to preserve the value of an investment of $1.00 per share, it is possible to lose money by investing in the security. Information about these and other program details are in the fund's Information Statement which should be read carefully before investing. The yield on the 90-Day Treasury Bill ("T-Bill Yield") is shown for comparative purposes only. When comparing the investment returns of the LOGIC pool to the T-Bill Yield, you should know that the LOGIC pool consists of allocations of specific diversified securities as detailed in the respective Information Statements. The T-Bill Yield is taken from Bloomberg Finance L.P. and represents the daily closing yield on the then current 90-Day T-Bill. The LOGIC yield is calculated in accordance with regulations governing the registration of open-end management investment companies under the Investment Company Act of 1940 as promulgated from time to time by the federal Securities and Exchange Commission.

DAILY SUMMARY FOR JULY 2022

DATE	MNY MKT FUND EQUIV. [SEC Std.]	DAILY ALLOCATION FACTOR	INVESTED BALANCE	MARKET VALUE PER SHARE	WAM DAYS (1)	WAL DAYS (2)
7/1/2022	1.5561%	0.000042632	$8,750,204,376.66	0.999275	34	63
7/2/2022	1.5561%	0.000042632	$8,750,204,376.66	0.999275	34	63
7/3/2022	1.5561%	0.000042632	$8,750,204,376.66	0.999275	34	63
7/4/2022	1.5561%	0.000042632	$8,750,204,376.66	0.999275	34	63
7/5/2022	1.5772%	0.000043210	$8,722,370,199.26	0.999391	35	66
7/6/2022	1.5895%	0.000043547	$8,719,394,906.42	0.999387	35	65
7/7/2022	1.6013%	0.000043870	$8,783,207,098.88	0.999411	35	66
7/8/2022	1.6048%	0.000043966	$8,809,823,203.05	0.999366	34	63
7/9/2022	1.6048%	0.000043966	$8,809,823,203.05	0.999366	34	63
7/10/2022	1.6048%	0.000043966	$8,809,823,203.05	0.999366	34	63
7/11/2022	1.6209%	0.000044408	$8,840,861,883.24	0.999466	34	63
7/12/2022	1.6282%	0.000044609	$8,758,761,526.83	0.999442	34	63
7/13/2022	1.6301%	0.000044660	$8,758,473,800.63	0.999406	33	63
7/14/2022	1.6162%	0.000044279	$8,739,784,199.98	0.999260	33	62
7/15/2022	1.6142%	0.000044226	$8,645,508,509.43	0.999234	32	61
7/16/2022	1.6142%	0.000044226	$8,645,508,509.43	0.999234	32	61
7/17/2022	1.6142%	0.000044226	$8,645,508,509.43	0.999234	32	61
7/18/2022	1.6157%	0.000044267	$8,637,526,154.65	0.999335	31	60
7/19/2022	1.6161%	0.000044278	$8,600,011,803.84	0.999329	31	59
7/20/2022	1.6178%	0.000044324	$8,615,004,002.41	0.999331	31	59
7/21/2022	1.6163%	0.000044281	$8,599,824,583.17	0.999310	30	58
7/22/2022	1.6180%	0.000044328	$8,541,323,740.31	0.999244	29	56
7/23/2022	1.6180%	0.000044328	$8,541,323,740.31	0.999244	29	56
7/24/2022	1.6180%	0.000044328	$8,541,323,740.31	0.999244	29	56
7/25/2022	1.6178%	0.000044324	$8,525,156,908.18	0.999323	29	56
7/26/2022	1.6274%	0.000044587	$8,623,140,093.84	0.999333	29	56
7/27/2022	1.6668%	0.000045667	$8,637,501,261.21	0.999331	30	58
7/28/2022	1.8343%	0.000050256	$8,593,625,163.31	0.999336	30	58
7/29/2022	2.0188%	0.000055310	$8,478,127,695.25	0.999271	29	57
7/30/2022	2.0188%	0.000055310	$8,478,127,695.25	0.999271	29	57
7/31/2022	2.0188%	0.000055310	$8,478,127,695.25	0.999271	29	57
Average	**1.6538%**	**0.000045309**	**$8,663,864,856.02**		**32**	**60**

Cadence Bank
Money Market Accounts
July 31, 2022

FUND	DESCRIPTION	BEGINNING BALANCE	DEPOSITS	WITH-DRAWALS	INTEREST	ENDING BALANCE
100	General Operating	107,397,779.61	29,664,648.29	56,582,302.05	113,621.65	80,593,747.50
150	Juvenile Operations	527,685.33	1,278,965.66	1,305,969.73	78.95	500,760.21
155	Road & Bridge	710,275.61	1,871,777.99	2,451,238.68	121.39	130,936.31
160	Drainage District	747,172.37	14,438.34	564,259.15	117.88	197,469.44
165	Lateral Road	1,324,788.96	-		281.29	1,325,070.25
170	Statue Restoration	4,622.37	-	-	0.98	4,623.35
175	City Water Assistance	3,113.46	-	-	0.66	3,114.12
185	Entex Contributions	4.71	-	-	-	4.71
190	H L & P Assistance	25,438.07	-	979.72	5.33	24,463.68
195	County Law Library	1,230,858.29	36,509.52	34,115.88	261.50	1,233,513.43
200	Law Enforcement Academy	599,567.65	-	27,245.51	125.67	572,447.81
205	Surface Water Supply Corp.	8,354.12	-	-	1.77	8,355.89
206	Industrial Development Corp	4,434.23	-	-	0.94	4,435.17
207	FBC Historical Commission	7,207.74	-	-	1.53	7,209.27
215	Library Donations	105,747.32	721.76	4,896.65	22.34	101,594.77
225	FBC Asset Forfei.Task-State	1,465,565.60	215,517.55	1,996.43	328.77	1,679,415.49
235	Probate Court Training	163,395.73	1,035.02	-	34.83	164,465.58
245	Alert Program-Juvenile	55,843.63	-	-	11.86	55,855.49
255	D A Asset Forfeiture-Fed.	55.54	-	-	0.01	55.55
265	Gus George Memorial	4,698.68		-	1.00	4,699.68
275	D A Special Fund Run	8,167.25	-	-	1.73	8,168.98
280	Co.Atty.Supplemental Salary	219,069.74	-	7,745.79	45.92	211,369.87
290	VIT Interest (Tax Coll)	73,964.56	-	8,533.54	15.08	65,446.10
300	FBC Elections	192,593.38	5,800.00	58,187.92	35.07	140,240.53
305	FBC Asset Forfie.Task-Fed.	2,309.00	-	2,309.00	0.28	0.28
310	Sheriff Ofc/Forfei.Assets-St.	600,993.80	6,821.86	43,700.90	122.87	564,237.63
315	Sheriff Ofc/Forfei.Assets-Fed.	41,061.58	-	4,000.00	8.61	37,070.19
320	Constable Pct. 2 F/A	24.08	-	-	0.01	24.09
322	Constable Pct 3 F/A	8,264.71	-	-	1.75	8,266.46
324	Constable Pct 1 F/A	0.76	-	-	-	0.76
332	Fire Marshal St. Ass't. Forfeiture	704.59	-	-	0.15	704.74
335	DA Asset Forfeit.-State	817,035.31	22,493.73	6,290.48	173.83	833,412.39
360	Law Enforcement Training	150,279.32	-	1,349.08	31.82	148,962.06
390	Child Protective Service IV-E	40,316.26	599.73	3,066.73	8.25	- 37,857.51

Cadence Bank
Money Market Accounts
July 31, 2022

402	Hope 3 Program Sales	61.06	-	-	0.01	61.07
410	Child Support IVD Reimb.	168,632.29	1,984.69	-	35.87	170,652.85
415	Local Law Enf.Block Grant	41,469.88	-	6,819.63	8.50	34,658.75
440	Supervision	4,564,952.91	253,082.26	408,353.10	974.27	4,410,656.34
470	FBC Assist District #16	163,801.66	4,500.40	65,920.48	33.62	102,415.20
471	FBC Assist District #17	2,007.70	527.76	970.00	0.48	1,565.94
472	FBC Assist District #18	38,322.55	3,113.79	-	8.58	41,444.92
473	FBC Assist District #19	57,319.85	14,361.07	5,402.93	14.09	66,292.08
474	FBC Assist District #20	271,369.54	11,595.58	6,003.35	59.12	277,020.89
475	FBC Assist District #21	5,171.64	328.40	-	1.15	5,501.19
476	FBC Assist District #22	756,166.64	48,684.16	-	167.56	805,018.36
600/605	Debt Service Account	340,212.70	3,402,833.05	2,522,588.07	832.90	1,221,290.58
610	Drainage Debt Service	201,412.88	3,007.83	-	43.32	204,464.03
750	Mission Bend/Four Corners	377,772.67	-	238.14	80.17	377,614.70
756	2018 Facilities Bond Projects	459,902.40	250,000.00	676,629.09	82.62	33,355.93
764	2020 Drainage Flood Projects	1,325,357.10	-	86,452.11	272.29	1,239,177.28
766	2020 Mobility - Tx Heritage Pkwy	198,241.75	-	1,000.00	42.07	197,283.82
768	2020A Tax Notes	1,291,550.54	700,000.00	1,792,952.00	132.00	198,730.54
771	2021 Tax Note Account	140,962.09	-	-	29.93	140,992.02
772	Certificate of Obligation 2022	200,228.58	1,300,000.00	1,450,611.84	17.42	49,634.16
774	2022 Mobility Projects	416,955.36	3,549,393.00	3,879,341.18	25.20	87,032.38
802	Sr. Lien Toll Rd Rev Bonds 2016	268,588.26	228,258.96	6,352.58	62.46	490,557.10
803	2021 FBCTRA Bond Projects	343,444.81	-	124,908.50	56.67	218,592.98
807	2021 Grand Pkwy Toll Rd Projects	68,184.32	200,000.00	124,313.00	24.33	143,895.65
810	Toll Road Operations	94,610,326.15	4,070,152.28	277,040.93	122,303.69	98,525,741.19
815	Grand Pkwy Toll Road Ops	43,321,172.38	2,551,577.65	1,872,750.03	55,544.67	44,055,544.67
990	County's Cares Act	84,630,290.95	164,758.09	4,407,625.85	105,650.29	80,493,073.48
TREA	Treasurer's Account	225,475.90	9,594,792.43	9,619,328.33	40.41	200,980.41
INVE	FBC Investment Account	-	4.25	4.25	-	-
850M	Boon-Chapman Medical	1,301,497.10	3,500,581.74	3,430,009.65	360.67	1,372,429.86
850D	Boon-Chapman Dental	1,242,610.84	100.00	218,615.23	241.59	1,024,337.20
882	Boon-Chapman 125	329,336.22	76,910.15	57,013.02	74.49	349,307.84
884	Fee Officer's Account	2,078,401.05	2,777,335.29	3,163,668.58	-	1,692,067.76
912	JP Credit Card Processing	49,095.58	329,454.47	311,847.05	15.74	66,718.74
908	EMS Credit Card Processing	42,975.51	36,413.94	46,630.90	10.42	32,768.97

Cadence Bank
Money Market Accounts
July 31, 2022

DACC	D A Credit Card Processing	14,432.11	11,500.00	20,358.97	1.17	5,574.31
PTCC	Public Transportation Credit Cards	1,033.86	12,682.18	11,443.70	0.47	2,272.81
CSCC	CSCD Credit Card	241,976.36	250,703.33	268,896.08	34.09	223,817.70
LBCC	Library Credit Card	865.88	7,906.97	7,918.15	0.35	855.05
JUCC	Juvenile Credit Card	144.94	1,448.50	1,249.54	0.07	343.97
SOCC	Sheriff Credit Card	19,331.45	31,828.19	25,264.64	3.36	25,898.36
TRCC	Toll Road Permit Credit Card	1,975.10	1,039.34	2,889.44	0.33	125.33
130	Assistant Dist Number 1	414,649.21	543,838.39	697.50	166.17	957,956.27
131	Assistant Dist Number 2	655,333.54	197,850.48	-	167.60	853,351.62
133	Assistant Dist Number 4	285,074.16	83,759.00	23,735.19	71.93	345,169.90
134	Assistant Dist Number 5	517,560.53	14,122.23	-	111.92	531,794.68
135	Assistant Dist Number 6	117,451.29	824,972.09	574,781.42	52.02	367,693.98
136	Assistant Dist Number 7	359,237.37	146,363.93	86,133.69	94.97	419,562.58
137	Assistant Dist Number 8	114,421.39	6,421.56	3,180.26	25.13	117,687.82
138	Assistant Dist Number 9	447,316.47	86,271.58	-	107.39	533,695.44
139	Assistant Dist Number 10	832,456.42	61,301.09	3,213.38	185.15	890,729.28
140	Assistant Dist Number 11	242,045.61	242,536.80	-	86.28	484,668.69
141	Assistant District Number 12	4,739.22	9,004.38	-	2.12	13,745.72
145	Emergency Svc Dist 100	578,157.91	850,663.84	-	204.33	1,429,026.08
CCCA	Non Fee Officer CC Clearing Acct	33,858.90	61,114.91	70,638.60	6.12	24,341.33
JPMT	Juror Payments	32,972.95	11,735.00	13,274.95	6.91	31,439.91
EPEC	Engineering Permitting E-Check	6,370.46	16,700.00	16,810.46	1.14	6,261.14
JP41	JP 4 E-Filing	1,118.18	15,992.00	15,424.18	0.67	1,686.67
JP12	JP 1-2 E-Filing	476.08	4,850.00	5,288.08	0.18	38.18
JP21	JP 2-1 E-Filing	1,294.29	12,624.75	11,157.04	0.48	2,762.48
JP11	JP 1-1 E-Filing	448.06	1,872.50	2,207.56	0.07	113.07
JP31	JP 3 E-Filing	1,968.19	14,186.00	14,964.69	0.54	1,190.04
	EMS Patient Acct Svcs ACH	0.03	596,247.55	596,247.58	0.22	0.22
	Change Fund Clearing Acct	(320.00)	4,144.56	4,214.56	-	(390.00)
DCJS	DC Jury Summons Postage	20,001.55		1.55	4.25	20,004.25
	Elections CC Account	384.03	85.00	384.03	0.04	85.04
	Total	361,021,439.76	70,316,846.84	97,451,952.30	404,045.79	334,290,380.09

Investment Report
Ft. Bend County
08/01/22 - 08/31/22

This report summarizes the investment position of Ft. Bend County for the period 08/01/22 to 08/31/22.

	07/31/22	08/31/22
Book Value	717,814,137.87	636,698,124.98
Market Value	717,814,137.87	636,698,124.98
Par Value	717,814,137.87	636,698,124.98
Change in Market Value		0.00
Weighted Average Maturity (in Days)	0	0
Weighted Average Yield-to-Maturity of Portfolio	1.2879%	1.8878%
Yield-to-Maturity of 90 Day T-Bill	2.3130%	2.8000%
Accrued Interest		0.00

This report is presented in accordance with the Texas Government Code Title 10 Section 2256.023. The below signed hereby certify that, to the best of their knowledge on the date this report was created, Ft. Bend County is in compliance with the provisions of Government Code 2256 and with the stated policies and strategies of Ft. Bend County.

Pamela Gubbels — 10/25/22

Director of Finance & Investments — Date

10/25/22

County Treasurer — Date

Investment Report
Ft. Bend County
08/01/22 - 08/31/22

Portfolio Composition - 07/31/22

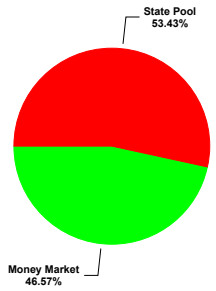

Portfolio Composition - 08/31/22

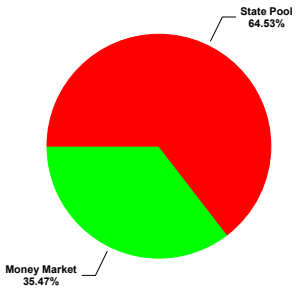

Maturity Aging - 07/31/22 vs 08/31/22

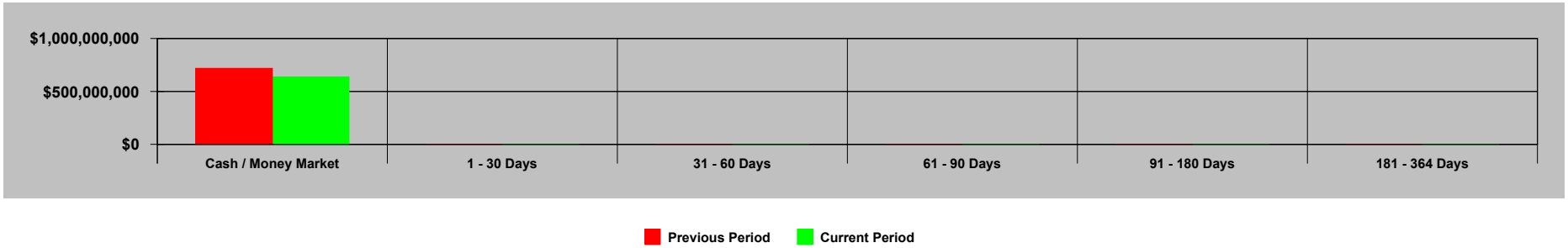

Portfolio Performance - 08/01/22 to 08/31/22

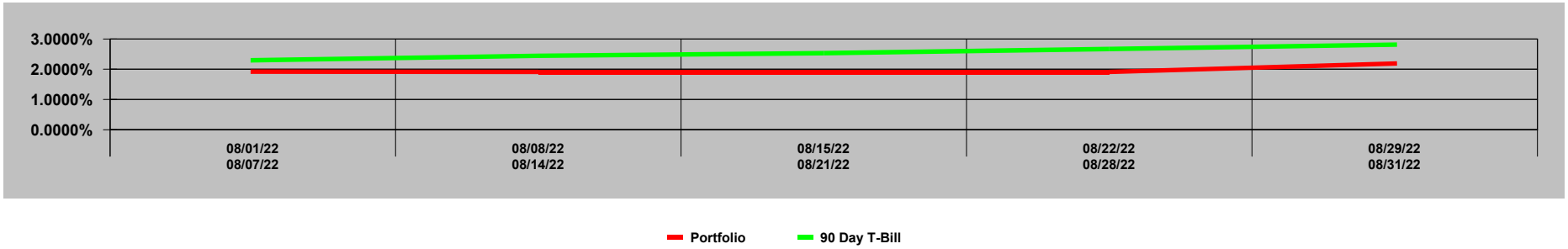

3

GASB 31 Compliance
Ft. Bend County
Effective Interest - Actual Life
Receipts in Period
08/01/22 - 08/31/22

CUSIP	Invest Number	Security Description	Purchase Date	Sale Date	Valuation Method	Yield Earned	Price Source 08/01/22	Beginning Unit Price	Par Value On 08/01/22	Reported Value 08/01/22	Purchase Cost	Sales Proceeds	Ending Unit Price	Par Value On 08/31/22	Price Source 08/31/22	Reported Value 08/31/22	Change in Fair Value	Interest	Net Investment Income
MB02-MBIA General	AR-0015	State Pool	11/01/08	Open	Fair Value	2.2925	Manual	1.000000	49,297,895.44	49,297,895.44	0.00	-20,136,325.95	1.000000	69,434,221.39	Manual	69,434,221.39	0.00	133,684.93	133,684.93
MB03-MBIA Road & Bridge	AR-0016	State Pool	11/01/08	Open	Fair Value	2.2509	Manual	1.000000	1,838,948.24	1,838,948.24	0.00	1,598,762.99	1.000000	240,185.25	Manual	240,185.25	0.00	1,237.01	1,237.01
MB04-MBIA Drainage	AR-0017	State Pool	11/01/08	Open	Fair Value	2.2901	Manual	1.000000	10,838,556.34	10,838,556.34	0.00	429,319.14	1.000000	10,409,237.20	Manual	10,409,237.20	0.00	20,680.86	20,680.86
MB06-MBIA Toll Rd. Operations	AR-0019	State Pool	11/01/08	Open	Fair Value	2.2942	Manual	1.000000	13,174,384.33	13,174,384.33	0.00	-20,063,386.42	1.000000	33,237,770.75	Manual	33,237,770.75	0.00	63,386.42	63,386.42
TT00-TX TERM General	AR-0022	State Pool	11/01/08	Open	Fair Value	2.1134	Manual	1.000000	1,075.19	1,075.19	0.00	-1.93	1.000000	1,077.12	Manual	1,077.12	0.00	1.93	1.93
TT02-TX TERM Toll Rd. Operation	AR-0024	State Pool	11/01/08	Open	Fair Value	2.1158	Manual	1.000000	1,073.95	1,073.95	0.00	-1.93	1.000000	1,075.88	Manual	1,075.88	0.00	1.93	1.93
TT04-TX TERM Road & Bridge	AR-0026	State Pool	11/01/08	Open	Fair Value	2.1087	Manual	1.000000	1,072.00	1,072.00	0.00	-1.92	1.000000	1,073.92	Manual	1,073.92	0.00	1.92	1.92
TT05-TX TERM Drainage	AR-0027	State Pool	11/01/08	Open	Fair Value	2.1188	Manual	1.000000	355.63	355.63	0.00	-0.64	1.000000	356.27	Manual	356.27	0.00	0.64	0.64
LOG1-Logic- General	AR-0028	State Pool	11/10/08	Open	Fair Value	2.1618	Manual	1.000000	46,053,665.81	46,053,665.81	0.00	-84,560.54	1.000000	46,138,226.35	Manual	46,138,226.35	0.00	84,560.54	84,560.54
LOG2-Logic-Toll Rd.Operations	AR-0029	State Pool	11/10/08	Open	Fair Value	2.1618	Manual	1.000000	10,230,074.48	10,230,074.48	0.00	-18,783.75	1.000000	10,248,858.23	Manual	10,248,858.23	0.00	18,783.75	18,783.75
LOG5-Logic-Drainage	AR-0032	State Pool	11/10/08	Open	Fair Value	2.1616	Manual	1.000000	8,052,413.54	8,052,413.54	0.00	85,304.41	1.000000	7,967,109.13	Manual	7,967,109.13	0.00	14,695.59	14,695.59
LOG8-Logic-Road & Bridge	AR-0035	State Pool	11/10/08	Open	Fair Value	2.1618	Manual	1.000000	10,063,184.83	10,063,184.83	0.00	-18,477.31	1.000000	10,081,662.14	Manual	10,081,662.14	0.00	18,477.31	18,477.31
MB12-MBIA ESD 100 AGREEMENT	AR-0041	State Pool	08/31/16	Open	Fair Value	2.2918	Manual	1.000000	8,521,490.47	8,521,490.47	0.00	-1,016,713.16	1.000000	9,538,203.63	Manual	9,538,203.63	0.00	16,713.16	16,713.16
MB13-MBIA ASSISTANCE DIST #1	AR-0042	State Pool	08/31/16	Open	Fair Value	2.2917	Manual	1.000000	10,036,298.35	10,036,298.35	0.00	-1,019,660.87	1.000000	11,055,959.22	Manual	11,055,959.22	0.00	19,660.87	19,660.87
MB14-MBIA GR PARKWAY OPERATIONS	AR-0043	State Pool	08/31/16	Open	Fair Value	2.2947	Manual	1.000000	8,229,012.88	8,229,012.88	0.00	-20,053,763.10	1.000000	28,282,775.98	Manual	28,282,775.98	0.00	53,763.10	53,763.10
LO10-LOGIC-COUNTY'S CARE ACT	AR-0047	State Pool	05/12/20	Open	Fair Value	2.1618	Manual	1.000000	6,027,203.30	6,027,203.30	0.00	-11,066.72	1.000000	6,038,270.02	Manual	6,038,270.02	0.00	11,066.72	11,066.72
MB18-MBIA COUNTY'S CARES ACT	AR-0048	State Pool	05/12/20	Open	Fair Value	2.2910	Manual	1.000000	12,129,611.71	12,129,611.71	0.00	-23,603.25	1.000000	12,153,214.96	Manual	12,153,214.96	0.00	23,603.25	23,603.25
MB19-MBIA FBC ASSIST. DIST. #2	AR-0049	State Pool	05/13/20	Open	Fair Value	2.2914	Manual	1.000000	7,535,277.00	7,535,277.00	0.00	-514,728.56	1.000000	8,050,005.56	Manual	8,050,005.56	0.00	14,728.56	14,728.56
MB20- MBIA FBC ASSIST. DIST. #4	AR-0050	State Pool	05/13/20	Open	Fair Value	2.2910	Manual	1.000000	1,759,343.16	1,759,343.16	0.00	-3,423.55	1.000000	1,762,766.71	Manual	1,762,766.71	0.00	3,423.55	3,423.55
MB21-MBIA FBC ASSIST. DIST. #6	AR-0051	State Pool	05/13/20	Open	Fair Value	2.2910	Manual	1.000000	2,816,905.71	2,816,905.71	0.00	-5,481.48	1.000000	2,822,387.19	Manual	2,822,387.19	0.00	5,481.48	5,481.48
MB23-MBIA JUVENILE	AR-0053	State Pool	05/13/20	Open	Fair Value	2.2862	Manual	1.000000	7,290,287.71	7,290,287.71	0.00	1,437,184.08	1.000000	5,853,103.63	Manual	5,853,103.63	0.00	12,815.92	12,815.92
MB24-MBIA DEBT SERVICE	AR-0054	State Pool	05/13/20	Open	Fair Value	2.2854	Manual	1.000000	24,615,647.45	24,615,647.45	0.00	13,954,972.35	1.000000	10,660,675.10	Manual	10,660,675.10	0.00	45,027.65	45,027.65
MB25-MBIA DRAINAGE DEBT SERVICE	AR-0055	State Pool	05/13/20	Open	Fair Value	2.2904	Manual	1.000000	4,217,973.22	4,217,973.22	0.00	266,846.03	1.000000	3,951,127.19	Manual	3,951,127.19	0.00	8,153.97	8,153.97
MB26-FACILITIES BOND 2018	AR-0056	State Pool	05/13/20	Open	Fair Value	2.2900	Manual	1.000000	5,813,649.50	5,813,649.50	0.00	589,783.87	1.000000	5,223,865.63	Manual	5,223,865.63	0.00	10,216.13	10,216.13
MB27-MBIA TX HERITAGE PARKWAY	AR-0057	State Pool	05/13/20	Open	Fair Value	2.2908	Manual	1.000000	2,519,808.60	2,519,808.60	0.00	95,109.75	1.000000	2,424,698.85	Manual	2,424,698.85	0.00	4,890.25	4,890.25
Cadence-Money Market Accts	AR-0058	Money Market	01/31/21	Open	Fair Value	1.5226	Manual	1.000000	334,290,380.09	334,290,380.09	0.00	108,474,313.25	1.000000	225,816,066.84	Manual	225,816,066.84	0.00	427,759.40	427,759.40
MB28-MBIA GRAND PARKWAY 2021	AR-0059	State Pool	08/02/21	Open	Fair Value	2.2898	Manual	1.000000	27,715,546.67	27,715,546.67	0.00	2,248,963.74	1.000000	25,466,582.93	Manual	25,466,582.93	0.00	51,036.26	51,036.26
MB29-MBIA SR LIEN TOLL RD 2021	AR-0060	State Pool	08/02/21	Open	Fair Value	2.2894	Manual	1.000000	57,250,227.59	57,250,227.59	0.00	8,403,479.03	1.000000	48,846,748.56	Manual	48,846,748.56	0.00	96,520.97	96,520.97
MB30-MBIA FLOOD PRO DRAINAGE 20	AR-0061	State Pool	08/02/21	Open	Fair Value	2.2913	Manual	1.000000	16,063,752.03	16,063,752.03	0.00	-781,357.06	1.000000	16,845,109.09	Manual	16,845,109.09	0.00	31,357.06	31,357.06
MB31-MBIA FBC ASSIST DIST #9	AR-0062	State Pool	03/11/22	Open	Fair Value	2.2910	Manual	1.000000	2,508,215.63	2,508,215.63	0.00	-4,880.80	1.000000	2,513,096.43	Manual	2,513,096.43	0.00	4,880.80	4,880.80
MB32-MBIA FBC ASSIST DIST #11	AR-0063	State Pool	03/11/22	Open	Fair Value	2.2910	Manual	1.000000	4,514,816.75	4,514,816.75	0.00	-8,785.49	1.000000	4,523,602.24	Manual	4,523,602.24	0.00	8,785.49	8,785.49
MB36-MBIA FEE OFFICER	AR-0065	State Pool	03/14/22	Open	Fair Value	2.2954	Manual	1.000000	1,052,641.02	1,052,641.02	0.00	-749,500.62	1.000000	1,802,141.64	Manual	1,802,141.64	0.00	2,141.64	2,141.64
MB37-MBIA FBC ASSIST DIST #7	AR-0066	State Pool	03/14/22	Open	Fair Value	2.2910	Manual	1.000000	1,504,575.63	1,504,575.63	0.00	-2,927.77	1.000000	1,507,503.40	Manual	1,507,503.40	0.00	2,927.77	2,927.77
MB38-MBIA 2020A FBC TAX NOTE	AR-0067	State Pool	03/14/22	Open	Fair Value	2.2910	Manual	1.000000	1,306,579.23	1,306,579.23	0.00	-2,542.47	1.000000	1,309,121.70	Manual	1,309,121.70	0.00	2,542.47	2,542.47
MB34-MBIA CERT OF OBLIGATION 22	AR-0068	State Pool	03/03/22	Open	Fair Value	2.2609	Manual	1.000000	8,644.37	8,644.37	0.00	8,644.37	0.000000	0.00	Manual	0.00	0.00	12.31	12.31
MB35-MBIA MOBILITY PROJ. 2022	AR-0069	State Pool	03/28/22	Open	Fair Value	2.2510	Manual	1.000000	5,118,740.54	5,118,740.54	0.00	5,118,740.54	0.000000	0.00	Manual	0.00	0.00	3,373.94	3,373.94
LO11-Logic-Moblity Proj 2022	AR-0070	State Pool	04/01/22	Open	Fair Value	2.1609	Manual	1.000000	7,131,814.01	7,131,814.01	0.00	1,087,396.08	1.000000	6,044,417.93	Manual	6,044,417.93	0.00	12,603.92	12,603.92
LO12-Logic-Cert of Oblig 22	AR-0071	State Pool	04/01/22	Open	Fair Value	2.1604	Manual	1.000000	8,282,995.47	8,282,995.47	0.00	1,837,168.55	1.000000	6,445,826.92	Manual	6,445,826.92	0.00	12,831.45	12,831.45
Investment Total						**1.9379**		**1.000000**	**717,814,137.87**	**717,814,137.87**	**0.00**	**81,116,012.89**	**1.000000**	**636,698,124.98**		**636,698,124.98**	**0.00**	**1,241,830.92**	**1,241,830.92**

Portfolio Position
Ft. Bend County
Effective Interest - Actual Life
Receipts in Period
08/01/22 - 08/31/22

CUSIP	Invest Number	Security Description	Purchase Date	Call Date	Par Value On 08/01/22	Par Value On 08/31/22	Market Val On 08/01/22	Market Val On 08/31/22	Purchase Cost	Sales Proceeds	Original Princ/Cost	Amor Value On 08/01/22	Amor Value On 08/31/22
130 - Assistance Dist #1													
State Pool													
MB13-MBIA ASSISTANCE DIST #1	AR-0042	State Pool	08/31/16	Open	10,036,298.35	11,055,959.22	10,036,298.35	11,055,959.22	0.00	0.00	10,000,000.00	10,036,298.35	11,055,959.22
State Pool Total					**10,036,298.35**	**11,055,959.22**	**10,036,298.35**	**11,055,959.22**	**0.00**	**0.00**	**10,000,000.00**	**10,036,298.35**	**11,055,959.22**
130 - Assistance Dist #1 Total					**10,036,298.35**	**11,055,959.22**	**10,036,298.35**	**11,055,959.22**	**0.00**	**0.00**	**10,000,000.00**	**10,036,298.35**	**11,055,959.22**
145 - ESD 100 Agreement													
State Pool													
MB12-MBIA ESD 100 AGREEMENT	AR-0041	State Pool	08/31/16	Open	8,521,490.47	9,538,203.63	8,521,490.47	9,538,203.63	0.00	0.00	3,900,000.00	8,521,490.47	9,538,203.63
State Pool Total					**8,521,490.47**	**9,538,203.63**	**8,521,490.47**	**9,538,203.63**	**0.00**	**0.00**	**3,900,000.00**	**8,521,490.47**	**9,538,203.63**
145 - ESD 100 Agreement Total					**8,521,490.47**	**9,538,203.63**	**8,521,490.47**	**9,538,203.63**	**0.00**	**0.00**	**3,900,000.00**	**8,521,490.47**	**9,538,203.63**
810 - FBC Toll Road Operations													
State Pool													
TT02-TX TERM Toll Rd. Operation	AR-0024	State Pool	11/01/08	Open	0.00	0.00	0.00	0.00	0.00	0.00	0.00	0.00	0.00
State Pool Total					**0.00**	**0.00**	**0.00**	**0.00**	**0.00**	**0.00**	**0.00**	**0.00**	**0.00**
810 - FBC Toll Road Operations Total					**0.00**	**0.00**	**0.00**	**0.00**	**0.00**	**0.00**	**0.00**	**0.00**	**0.00**
815 - Grand Parkway Operations													
State Pool													
MB14-MBIA GR PARKWAY OPERATIONS	AR-0043	State Pool	08/31/16	Open	8,229,012.88	28,282,775.98	8,229,012.88	28,282,775.98	0.00	0.00	8,500,000.00	8,229,012.88	28,282,775.98
State Pool Total					**8,229,012.88**	**28,282,775.98**	**8,229,012.88**	**28,282,775.98**	**0.00**	**0.00**	**8,500,000.00**	**8,229,012.88**	**28,282,775.98**
815 - Grand Parkway Operations Total					**8,229,012.88**	**28,282,775.98**	**8,229,012.88**	**28,282,775.98**	**0.00**	**0.00**	**8,500,000.00**	**8,229,012.88**	**28,282,775.98**
LO12 - Logic Cert of Obligation 2022													
State Pool													
LO12-Logic-Cert of Oblig 22	AR-0071	State Pool	04/01/22	Open	8,282,995.47	6,445,826.92	8,282,995.47	6,445,826.92	0.00	0.00	11,000,000.00	8,282,995.47	6,445,826.92
State Pool Total					**8,282,995.47**	**6,445,826.92**	**8,282,995.47**	**6,445,826.92**	**0.00**	**0.00**	**11,000,000.00**	**8,282,995.47**	**6,445,826.92**
LO12 - Logic Cert of Obligation 2022 Total					**8,282,995.47**	**6,445,826.92**	**8,282,995.47**	**6,445,826.92**	**0.00**	**0.00**	**11,000,000.00**	**8,282,995.47**	**6,445,826.92**
LO10 - LOGIC COUNTYS CARES ACT													
State Pool													
LO10-LOGIC-COUNTY'S CARE ACT	AR-0047	State Pool	05/12/20	Open	6,027,203.30	6,038,270.02	6,027,203.30	6,038,270.02	0.00	0.00	67,000,000.00	6,027,203.30	6,038,270.02
State Pool Total					**6,027,203.30**	**6,038,270.02**	**6,027,203.30**	**6,038,270.02**	**0.00**	**0.00**	**67,000,000.00**	**6,027,203.30**	**6,038,270.02**
LO10 - LOGIC COUNTYS CARES ACT Total					**6,027,203.30**	**6,038,270.02**	**6,027,203.30**	**6,038,270.02**	**0.00**	**0.00**	**67,000,000.00**	**6,027,203.30**	**6,038,270.02**
LOG5 - LOGIC DRAINAGE													
State Pool													
LOG5-Logic-Drainage	AR-0032	State Pool	11/10/08	Open	8,052,413.54	7,967,109.13	8,052,413.54	7,967,109.13	0.00	0.00	500,000.00	8,052,413.54	7,967,109.13
State Pool Total					**8,052,413.54**	**7,967,109.13**	**8,052,413.54**	**7,967,109.13**	**0.00**	**0.00**	**500,000.00**	**8,052,413.54**	**7,967,109.13**
LOG5 - LOGIC DRAINAGE Total					**8,052,413.54**	**7,967,109.13**	**8,052,413.54**	**7,967,109.13**	**0.00**	**0.00**	**500,000.00**	**8,052,413.54**	**7,967,109.13**
LOG1 - LOGIC GENERAL													
State Pool													
LOG1-Logic- General	AR-0028	State Pool	11/10/08	Open	46,053,665.81	46,138,226.35	46,053,665.81	46,138,226.35	0.00	0.00	10,000,000.00	46,053,665.81	46,138,226.35
State Pool Total					**46,053,665.81**	**46,138,226.35**	**46,053,665.81**	**46,138,226.35**	**0.00**	**0.00**	**10,000,000.00**	**46,053,665.81**	**46,138,226.35**
LOG1 - LOGIC GENERAL Total					**46,053,665.81**	**46,138,226.35**	**46,053,665.81**	**46,138,226.35**	**0.00**	**0.00**	**10,000,000.00**	**46,053,665.81**	**46,138,226.35**
LO11 - Logic Mobility Projects 2022													
State Pool													
LO11-Logic-Moblity Proj 2022	AR-0070	State Pool	04/01/22	Open	7,131,814.01	6,044,417.93	7,131,814.01	6,044,417.93	0.00	0.00	11,000,000.00	7,131,814.01	6,044,417.93
State Pool Total					**7,131,814.01**	**6,044,417.93**	**7,131,814.01**	**6,044,417.93**	**0.00**	**0.00**	**11,000,000.00**	**7,131,814.01**	**6,044,417.93**
LO11 - Logic Mobility Projects 2022 Total					**7,131,814.01**	**6,044,417.93**	**7,131,814.01**	**6,044,417.93**	**0.00**	**0.00**	**11,000,000.00**	**7,131,814.01**	**6,044,417.93**
LOG8 - LOGIC ROAD & BRIDGE													
State Pool													
LOG8-Logic-Road & Bridge	AR-0035	State Pool	11/10/08	Open	10,063,184.83	10,081,662.14	10,063,184.83	10,081,662.14	0.00	0.00	1,000,000.00	10,063,184.83	10,081,662.14
State Pool Total					**10,063,184.83**	**10,081,662.14**	**10,063,184.83**	**10,081,662.14**	**0.00**	**0.00**	**1,000,000.00**	**10,063,184.83**	**10,081,662.14**

Portfolio Position
Ft. Bend County
Effective Interest - Actual Life
Receipts in Period
08/01/22 - 08/31/22

CUSIP	Invest Number	Security Description	Purchase Date	Call Date	Par Value On 08/01/22	Par Value On 08/31/22	Market Val On 08/01/22	Market Val On 08/31/22	Purchase Cost	Sales Proceeds	Original Princ/Cost	Amor Value On 08/01/22	Amor Value On 08/31/22
LOG8 - LOGIC ROAD & BRIDGE Total					**10,063,184.83**	**10,081,662.14**	**10,063,184.83**	**10,081,662.14**	**0.00**	**0.00**	**1,000,000.00**	**10,063,184.83**	**10,081,662.14**
LOG2 - LOGIC TOLL OPERATIONS													
State Pool													
LOG2-Logic-Toll Rd.Operations	AR-0029	State Pool	11/10/08	Open	10,230,074.48	10,248,858.23	10,230,074.48	10,248,858.23	0.00	0.00	2,000,000.00	10,230,074.48	10,248,858.23
State Pool Total					**10,230,074.48**	**10,248,858.23**	**10,230,074.48**	**10,248,858.23**	**0.00**	**0.00**	**2,000,000.00**	**10,230,074.48**	**10,248,858.23**
LOG2 - LOGIC TOLL OPERATIONS Total					**10,230,074.48**	**10,248,858.23**	**10,230,074.48**	**10,248,858.23**	**0.00**	**0.00**	**2,000,000.00**	**10,230,074.48**	**10,248,858.23**
MB38 - MBIA 2020A FBC TAX NOTE													
State Pool													
MB38-MBIA 2020A FBC TAX NOTE	AR-0067	State Pool	03/14/22	Open	1,306,579.23	1,309,121.70	1,306,579.23	1,309,121.70	0.00	0.00	2,000,000.00	1,306,579.23	1,309,121.70
State Pool Total					**1,306,579.23**	**1,309,121.70**	**1,306,579.23**	**1,309,121.70**	**0.00**	**0.00**	**2,000,000.00**	**1,306,579.23**	**1,309,121.70**
MB38 - MBIA 2020A FBC TAX NOTE Total					**1,306,579.23**	**1,309,121.70**	**1,306,579.23**	**1,309,121.70**	**0.00**	**0.00**	**2,000,000.00**	**1,306,579.23**	**1,309,121.70**
MB21 - MBIA ASSIST DIST #6													
State Pool													
MB21-MBIA FBC ASSIST. DIST. #6	AR-0051	State Pool	05/13/20	Open	2,816,905.71	2,822,387.19	2,816,905.71	2,822,387.19	0.00	0.00	2,000,000.00	2,816,905.71	2,822,387.19
State Pool Total					**2,816,905.71**	**2,822,387.19**	**2,816,905.71**	**2,822,387.19**	**0.00**	**0.00**	**2,000,000.00**	**2,816,905.71**	**2,822,387.19**
MB21 - MBIA ASSIST DIST #6 Total					**2,816,905.71**	**2,822,387.19**	**2,816,905.71**	**2,822,387.19**	**0.00**	**0.00**	**2,000,000.00**	**2,816,905.71**	**2,822,387.19**
MB34 - MBIA County Cert. of Obligation													
State Pool													
MB34-MBIA CERT OF OBLIGATION 22	AR-0068	State Pool	03/03/22	Open	8,644.37	0.00	8,644.37	0.00	0.00	0.00	10,000,000.00	8,644.37	0.00
State Pool Total					**8,644.37**	**0.00**	**8,644.37**	**0.00**	**0.00**	**0.00**	**10,000,000.00**	**8,644.37**	**0.00**
MB34 - MBIA County Cert. of Obligation Total					**8,644.37**	**0.00**	**8,644.37**	**0.00**	**0.00**	**0.00**	**10,000,000.00**	**8,644.37**	**0.00**
MB18 - MBIA COUNTYS CARES ACT													
State Pool													
MB18-MBIA COUNTY'S CARES ACT	AR-0048	State Pool	05/12/20	Open	12,129,611.71	12,153,214.96	12,129,611.71	12,153,214.96	0.00	0.00	67,000,000.00	12,129,611.71	12,153,214.96
State Pool Total					**12,129,611.71**	**12,153,214.96**	**12,129,611.71**	**12,153,214.96**	**0.00**	**0.00**	**67,000,000.00**	**12,129,611.71**	**12,153,214.96**
MB18 - MBIA COUNTYS CARES ACT Total					**12,129,611.71**	**12,153,214.96**	**12,129,611.71**	**12,153,214.96**	**0.00**	**0.00**	**67,000,000.00**	**12,129,611.71**	**12,153,214.96**
MB24 - MBIA DEBT SERVICE													
State Pool													
MB24-MBIA DEBT SERVICE	AR-0054	State Pool	05/13/20	Open	24,615,647.45	10,660,675.10	24,615,647.45	10,660,675.10	0.00	0.00	21,000,000.00	24,615,647.45	10,660,675.10
State Pool Total					**24,615,647.45**	**10,660,675.10**	**24,615,647.45**	**10,660,675.10**	**0.00**	**0.00**	**21,000,000.00**	**24,615,647.45**	**10,660,675.10**
MB24 - MBIA DEBT SERVICE Total					**24,615,647.45**	**10,660,675.10**	**24,615,647.45**	**10,660,675.10**	**0.00**	**0.00**	**21,000,000.00**	**24,615,647.45**	**10,660,675.10**
MB04 - MBIA DRAINAGE													
State Pool													
MB04-MBIA Drainage	AR-0017	State Pool	11/01/08	Open	10,838,556.34	10,409,237.20	10,838,556.34	10,409,237.20	0.00	0.00	1,267,218.21	10,838,556.34	10,409,237.20
State Pool Total					**10,838,556.34**	**10,409,237.20**	**10,838,556.34**	**10,409,237.20**	**0.00**	**0.00**	**1,267,218.21**	**10,838,556.34**	**10,409,237.20**
MB04 - MBIA DRAINAGE Total					**10,838,556.34**	**10,409,237.20**	**10,838,556.34**	**10,409,237.20**	**0.00**	**0.00**	**1,267,218.21**	**10,838,556.34**	**10,409,237.20**
MB25 - MBIA DRAINAGE DEBT SERVICE													
State Pool													
MB25-MBIA DRAINAGE DEBT SERVICE	AR-0055	State Pool	05/13/20	Open	4,217,973.22	3,951,127.19	4,217,973.22	3,951,127.19	0.00	0.00	1,000,000.00	4,217,973.22	3,951,127.19
State Pool Total					**4,217,973.22**	**3,951,127.19**	**4,217,973.22**	**3,951,127.19**	**0.00**	**0.00**	**1,000,000.00**	**4,217,973.22**	**3,951,127.19**
MB25 - MBIA DRAINAGE DEBT SERVICE Total					**4,217,973.22**	**3,951,127.19**	**4,217,973.22**	**3,951,127.19**	**0.00**	**0.00**	**1,000,000.00**	**4,217,973.22**	**3,951,127.19**
MB26 - MBIA FACILITIES BOND 2018													
State Pool													
MB26-FACILITIES BOND 2018	AR-0056	State Pool	05/13/20	Open	5,813,649.50	5,223,865.63	5,813,649.50	5,223,865.63	0.00	0.00	14,000,000.00	5,813,649.50	5,223,865.63
State Pool Total					**5,813,649.50**	**5,223,865.63**	**5,813,649.50**	**5,223,865.63**	**0.00**	**0.00**	**14,000,000.00**	**5,813,649.50**	**5,223,865.63**
MB26 - MBIA FACILITIES BOND 2018 Total					**5,813,649.50**	**5,223,865.63**	**5,813,649.50**	**5,223,865.63**	**0.00**	**0.00**	**14,000,000.00**	**5,813,649.50**	**5,223,865.63**
MB32 - MBIA FBC ASSIST DIST #11													
State Pool													
MB32-MBIA FBC ASSIST DIST #11	AR-0063	State Pool	03/11/22	Open	4,514,816.75	4,523,602.24	4,514,816.75	4,523,602.24	0.00	0.00	3,000,000.00	4,514,816.75	4,523,602.24

Portfolio Position
Ft. Bend County
Effective Interest - Actual Life
Receipts in Period
08/01/22 - 08/31/22

CUSIP	Invest Number	Security Description	Purchase Date	Call Date	Par Value On 08/01/22	Par Value On 08/31/22	Market Val On 08/01/22	Market Val On 08/31/22	Purchase Cost	Sales Proceeds	Original Princ/Cost	Amor Value On 08/01/22	Amor Value On 08/31/22
State Pool Total					**4,514,816.75**	**4,523,602.24**	**4,514,816.75**	**4,523,602.24**	**0.00**	**0.00**	**3,000,000.00**	**4,514,816.75**	**4,523,602.24**
MB32 - MBIA FBC ASSIST DIST #11 Total					**4,514,816.75**	**4,523,602.24**	**4,514,816.75**	**4,523,602.24**	**0.00**	**0.00**	**3,000,000.00**	**4,514,816.75**	**4,523,602.24**
MB19 - MBIA FBC ASSIST DIST #2													
State Pool													
MB19-MBIA FBC ASSIST. DIST. #2	AR-0049	State Pool	05/13/20	Open	7,535,277.00	8,050,005.56	7,535,277.00	8,050,005.56	0.00	0.00	2,500,000.00	7,535,277.00	8,050,005.56
State Pool Total					**7,535,277.00**	**8,050,005.56**	**7,535,277.00**	**8,050,005.56**	**0.00**	**0.00**	**2,500,000.00**	**7,535,277.00**	**8,050,005.56**
MB19 - MBIA FBC ASSIST DIST #2 Total					**7,535,277.00**	**8,050,005.56**	**7,535,277.00**	**8,050,005.56**	**0.00**	**0.00**	**2,500,000.00**	**7,535,277.00**	**8,050,005.56**
MB20 - MBIA FBC ASSIST DIST #4													
State Pool													
MB20- MBIA FBC ASSIST. DIST. #4	AR-0050	State Pool	05/13/20	Open	1,759,343.16	1,762,766.71	1,759,343.16	1,762,766.71	0.00	0.00	1,250,000.00	1,759,343.16	1,762,766.71
State Pool Total					**1,759,343.16**	**1,762,766.71**	**1,759,343.16**	**1,762,766.71**	**0.00**	**0.00**	**1,250,000.00**	**1,759,343.16**	**1,762,766.71**
MB20 - MBIA FBC ASSIST DIST #4 Total					**1,759,343.16**	**1,762,766.71**	**1,759,343.16**	**1,762,766.71**	**0.00**	**0.00**	**1,250,000.00**	**1,759,343.16**	**1,762,766.71**
MB37 - MBIA FBC ASSIST DIST #7													
State Pool													
MB37-MBIA FBC ASSIST DIST #7	AR-0066	State Pool	03/14/22	Open	1,504,575.63	1,507,503.40	1,504,575.63	1,507,503.40	0.00	0.00	1,000,000.00	1,504,575.63	1,507,503.40
State Pool Total					**1,504,575.63**	**1,507,503.40**	**1,504,575.63**	**1,507,503.40**	**0.00**	**0.00**	**1,000,000.00**	**1,504,575.63**	**1,507,503.40**
MB37 - MBIA FBC ASSIST DIST #7 Total					**1,504,575.63**	**1,507,503.40**	**1,504,575.63**	**1,507,503.40**	**0.00**	**0.00**	**1,000,000.00**	**1,504,575.63**	**1,507,503.40**
MB31 - MBIA FBC ASSIST DIST #9													
State Pool													
MB31-MBIA FBC ASSIST DIST #9	AR-0062	State Pool	03/11/22	Open	2,508,215.63	2,513,096.43	2,508,215.63	2,513,096.43	0.00	0.00	2,000,000.00	2,508,215.63	2,513,096.43
State Pool Total					**2,508,215.63**	**2,513,096.43**	**2,508,215.63**	**2,513,096.43**	**0.00**	**0.00**	**2,000,000.00**	**2,508,215.63**	**2,513,096.43**
MB31 - MBIA FBC ASSIST DIST #9 Total					**2,508,215.63**	**2,513,096.43**	**2,508,215.63**	**2,513,096.43**	**0.00**	**0.00**	**2,000,000.00**	**2,508,215.63**	**2,513,096.43**
MB36 - MBIA FEE OFFICER													
State Pool													
MB36-MBIA FEE OFFICER	AR-0065	State Pool	03/14/22	Open	1,052,641.02	1,802,141.64	1,052,641.02	1,802,141.64	0.00	0.00	3,000,000.00	1,052,641.02	1,802,141.64
State Pool Total					**1,052,641.02**	**1,802,141.64**	**1,052,641.02**	**1,802,141.64**	**0.00**	**0.00**	**3,000,000.00**	**1,052,641.02**	**1,802,141.64**
MB36 - MBIA FEE OFFICER Total					**1,052,641.02**	**1,802,141.64**	**1,052,641.02**	**1,802,141.64**	**0.00**	**0.00**	**3,000,000.00**	**1,052,641.02**	**1,802,141.64**
MB30 - MBIA Flood Proj Drainage 20													
State Pool													
MB30-MBIA FLOOD PRO DRAINAGE 20	AR-0061	State Pool	08/02/21	Open	16,063,752.03	16,845,109.09	16,063,752.03	16,845,109.09	0.00	0.00	10,000,000.00	16,063,752.03	16,845,109.09
State Pool Total					**16,063,752.03**	**16,845,109.09**	**16,063,752.03**	**16,845,109.09**	**0.00**	**0.00**	**10,000,000.00**	**16,063,752.03**	**16,845,109.09**
MB30 - MBIA Flood Proj Drainage 20 Total					**16,063,752.03**	**16,845,109.09**	**16,063,752.03**	**16,845,109.09**	**0.00**	**0.00**	**10,000,000.00**	**16,063,752.03**	**16,845,109.09**
MB02 - MBIA GENERAL													
State Pool													
MB02-MBIA General	AR-0015	State Pool	11/01/08	Open	49,297,895.44	69,434,221.39	49,297,895.44	69,434,221.39	0.00	0.00	17,374,917.83	49,297,895.44	69,434,221.39
State Pool Total					**49,297,895.44**	**69,434,221.39**	**49,297,895.44**	**69,434,221.39**	**0.00**	**0.00**	**17,374,917.83**	**49,297,895.44**	**69,434,221.39**
MB02 - MBIA GENERAL Total					**49,297,895.44**	**69,434,221.39**	**49,297,895.44**	**69,434,221.39**	**0.00**	**0.00**	**17,374,917.83**	**49,297,895.44**	**69,434,221.39**
MB23 - MBIA JUVENILE													
State Pool													
MB23-MBIA JUVENILE	AR-0053	State Pool	05/13/20	Open	7,290,287.71	5,853,103.63	7,290,287.71	5,853,103.63	0.00	0.00	8,000,000.00	7,290,287.71	5,853,103.63
State Pool Total					**7,290,287.71**	**5,853,103.63**	**7,290,287.71**	**5,853,103.63**	**0.00**	**0.00**	**8,000,000.00**	**7,290,287.71**	**5,853,103.63**
MB23 - MBIA JUVENILE Total					**7,290,287.71**	**5,853,103.63**	**7,290,287.71**	**5,853,103.63**	**0.00**	**0.00**	**8,000,000.00**	**7,290,287.71**	**5,853,103.63**
MB35 - MBIA Mobility Projects													
State Pool													
MB35-MBIA MOBILITY PROJ. 2022	AR-0069	State Pool	03/28/22	Open	5,118,740.54	0.00	5,118,740.54	0.00	0.00	0.00	15,000,000.00	5,118,740.54	0.00
State Pool Total					**5,118,740.54**	**0.00**	**5,118,740.54**	**0.00**	**0.00**	**0.00**	**15,000,000.00**	**5,118,740.54**	**0.00**
MB35 - MBIA Mobility Projects Total					**5,118,740.54**	**0.00**	**5,118,740.54**	**0.00**	**0.00**	**0.00**	**15,000,000.00**	**5,118,740.54**	**0.00**
MB03 - MBIA ROAD & BRIDGE													
State Pool													

Portfolio Position
Ft. Bend County
Effective Interest - Actual Life
Receipts in Period
08/01/22 - 08/31/22

CUSIP	Invest Number	Security Description	Purchase Date	Call Date	Par Value On 08/01/22	Par Value On 08/31/22	Market Val On 08/01/22	Market Val On 08/31/22	Purchase Cost	Sales Proceeds	Original Princ/Cost	Amor Value On 08/01/22	Amor Value On 08/31/22
MB03-MBIA Road & Bridge	AR-0016	State Pool	11/01/08	Open	1,838,948.24	240,185.25	1,838,948.24	240,185.25	0.00	0.00	2,856,438.24	1,838,948.24	240,185.25
State Pool Total					**1,838,948.24**	**240,185.25**	**1,838,948.24**	**240,185.25**	**0.00**	**0.00**	**2,856,438.24**	**1,838,948.24**	**240,185.25**
MB03 - MBIA ROAD & BRIDGE Total					**1,838,948.24**	**240,185.25**	**1,838,948.24**	**240,185.25**	**0.00**	**0.00**	**2,856,438.24**	**1,838,948.24**	**240,185.25**
MB29 - MBIA Sr Lien 2021													
State Pool													
MB29-MBIA SR LIEN TOLL RD 2021	AR-0060	State Pool	08/02/21	Open	57,250,227.59	48,846,748.56	57,250,227.59	48,846,748.56	0.00	0.00	68,000,000.00	57,250,227.59	48,846,748.56
State Pool Total					**57,250,227.59**	**48,846,748.56**	**57,250,227.59**	**48,846,748.56**	**0.00**	**0.00**	**68,000,000.00**	**57,250,227.59**	**48,846,748.56**
MB29 - MBIA Sr Lien 2021 Total					**57,250,227.59**	**48,846,748.56**	**57,250,227.59**	**48,846,748.56**	**0.00**	**0.00**	**68,000,000.00**	**57,250,227.59**	**48,846,748.56**
MB06 - MBIA TOLL RD OPERATIONS													
State Pool													
MB06-MBIA Toll Rd. Operations	AR-0019	State Pool	11/01/08	Open	13,174,384.33	33,237,770.75	13,174,384.33	33,237,770.75	0.00	0.00	3,143,377.27	13,174,384.33	33,237,770.75
State Pool Total					**13,174,384.33**	**33,237,770.75**	**13,174,384.33**	**33,237,770.75**	**0.00**	**0.00**	**3,143,377.27**	**13,174,384.33**	**33,237,770.75**
MB06 - MBIA TOLL RD OPERATIONS Total					**13,174,384.33**	**33,237,770.75**	**13,174,384.33**	**33,237,770.75**	**0.00**	**0.00**	**3,143,377.27**	**13,174,384.33**	**33,237,770.75**
MB27 - MBIA TX HERITAGE PARKWAY 2020													
State Pool													
MB27-MBIA TX HERITAGE PARKWAY	AR-0057	State Pool	05/13/20	Open	2,519,808.60	2,424,698.85	2,519,808.60	2,424,698.85	0.00	0.00	17,000,000.00	2,519,808.60	2,424,698.85
State Pool Total					**2,519,808.60**	**2,424,698.85**	**2,519,808.60**	**2,424,698.85**	**0.00**	**0.00**	**17,000,000.00**	**2,519,808.60**	**2,424,698.85**
MB27 - MBIA TX HERITAGE PARKWAY 2020 Total					**2,519,808.60**	**2,424,698.85**	**2,519,808.60**	**2,424,698.85**	**0.00**	**0.00**	**17,000,000.00**	**2,519,808.60**	**2,424,698.85**
MB28 - MBIAGrand Parkway 2021													
State Pool													
MB28-MBIA GRAND PARKWAY 2021	AR-0059	State Pool	08/02/21	Open	27,715,546.67	25,466,582.93	27,715,546.67	25,466,582.93	0.00	0.00	25,000,000.00	27,715,546.67	25,466,582.93
State Pool Total					**27,715,546.67**	**25,466,582.93**	**27,715,546.67**	**25,466,582.93**	**0.00**	**0.00**	**25,000,000.00**	**27,715,546.67**	**25,466,582.93**
MB28 - MBIAGrand Parkway 2021 Total					**27,715,546.67**	**25,466,582.93**	**27,715,546.67**	**25,466,582.93**	**0.00**	**0.00**	**25,000,000.00**	**27,715,546.67**	**25,466,582.93**
TT05 - TEXAS TERM DRAINAGE													
State Pool													
TT05-TX TERM Drainage	AR-0027	State Pool	11/01/08	Open	355.63	356.27	355.63	356.27	0.00	0.00	109,774.61	355.63	356.27
State Pool Total					**355.63**	**356.27**	**355.63**	**356.27**	**0.00**	**0.00**	**109,774.61**	**355.63**	**356.27**
TT05 - TEXAS TERM DRAINAGE Total					**355.63**	**356.27**	**355.63**	**356.27**	**0.00**	**0.00**	**109,774.61**	**355.63**	**356.27**
TT00 - TEXAS TERM GENERAL													
State Pool													
TT00-TX TERM General	AR-0022	State Pool	11/01/08	Open	1,075.19	1,077.12	1,075.19	1,077.12	0.00	0.00	10,006,437.87	1,075.19	1,077.12
State Pool Total					**1,075.19**	**1,077.12**	**1,075.19**	**1,077.12**	**0.00**	**0.00**	**10,006,437.87**	**1,075.19**	**1,077.12**
TT00 - TEXAS TERM GENERAL Total					**1,075.19**	**1,077.12**	**1,075.19**	**1,077.12**	**0.00**	**0.00**	**10,006,437.87**	**1,075.19**	**1,077.12**
TT04 - TEXAS TERM ROAD & BRIDGE													
State Pool													
TT04-TX TERM Road & Bridge	AR-0026	State Pool	11/01/08	Open	1,072.00	1,073.92	1,072.00	1,073.92	0.00	0.00	10,463.28	1,072.00	1,073.92
State Pool Total					**1,072.00**	**1,073.92**	**1,072.00**	**1,073.92**	**0.00**	**0.00**	**10,463.28**	**1,072.00**	**1,073.92**
TT04 - TEXAS TERM ROAD & BRIDGE Total					**1,072.00**	**1,073.92**	**1,072.00**	**1,073.92**	**0.00**	**0.00**	**10,463.28**	**1,072.00**	**1,073.92**
TT02 - TEXAS TERM TOLL OPERATIONS													
State Pool													
TT02-TX TERM Toll Rd. Operation	AR-0024	State Pool	11/01/08	Open	1,073.95	1,075.88	1,073.95	1,075.88	0.00	0.00	0.00	1,073.95	1,075.88
State Pool Total					**1,073.95**	**1,075.88**	**1,073.95**	**1,075.88**	**0.00**	**0.00**	**0.00**	**1,073.95**	**1,075.88**
TT02 - TEXAS TERM TOLL OPERATIONS Total					**1,073.95**	**1,075.88**	**1,073.95**	**1,075.88**	**0.00**	**0.00**	**0.00**	**1,073.95**	**1,075.88**
09 - Temporary Holding													
Money Market													
Cadence-Money Market Accts	AR-0058	Money Market	01/31/21	Open	334,290,380.09	225,816,066.84	334,290,380.09	225,816,066.84	0.00	0.00	210,194,488.52	334,290,380.09	225,816,066.84
Money Market Total					**334,290,380.09**	**225,816,066.84**	**334,290,380.09**	**225,816,066.84**	**0.00**	**0.00**	**210,194,488.52**	**334,290,380.09**	**225,816,066.84**
09 - Temporary Holding Total					**334,290,380.09**	**225,816,066.84**	**334,290,380.09**	**225,816,066.84**	**0.00**	**0.00**	**210,194,488.52**	**334,290,380.09**	**225,816,066.84**
Combined Port													

Portfolio Position
Ft. Bend County
Effective Interest - Actual Life
Receipts in Period
08/01/22 - 08/31/22

CUSIP	Invest Number	Security Description	Purchase Date	Call Date	Par Value On 08/01/22	Par Value On 08/31/22	Market Val On 08/01/22	Market Val On 08/31/22	Purchase Cost	Sales Proceeds	Original Princ/Cost	Amor Value On 08/01/22	Amor Value On 08/31/22
Money Market													
Cadence-Money Market Accts	AR-0058	Money Market	01/31/21	Open	334,290,380.09	225,816,066.84	334,290,380.09	225,816,066.84	0.00	0.00	210,194,488.52	334,290,380.09	225,816,066.84
Money Market Total					**334,290,380.09**	**225,816,066.84**	**334,290,380.09**	**225,816,066.84**	**0.00**	**0.00**	**210,194,488.52**	**334,290,380.09**	**225,816,066.84**
State Pool													
LO10-LOGIC-COUNTY'S CARE ACT	AR-0047	State Pool	05/12/20	Open	6,027,203.30	6,038,270.02	6,027,203.30	6,038,270.02	0.00	0.00	67,000,000.00	6,027,203.30	6,038,270.02
LO11-Logic-Moblity Proj 2022	AR-0070	State Pool	04/01/22	Open	7,131,814.01	6,044,417.93	7,131,814.01	6,044,417.93	0.00	0.00	11,000,000.00	7,131,814.01	6,044,417.93
LO12-Logic-Cert of Oblig 22	AR-0071	State Pool	04/01/22	Open	8,282,995.47	6,445,826.92	8,282,995.47	6,445,826.92	0.00	0.00	11,000,000.00	8,282,995.47	6,445,826.92
LOG1-Logic- General	AR-0028	State Pool	11/10/08	Open	46,053,665.81	46,138,226.35	46,053,665.81	46,138,226.35	0.00	0.00	10,000,000.00	46,053,665.81	46,138,226.35
LOG2-Logic-Toll Rd.Operations	AR-0029	State Pool	11/10/08	Open	10,230,074.48	10,248,858.23	10,230,074.48	10,248,858.23	0.00	0.00	2,000,000.00	10,230,074.48	10,248,858.23
LOG5-Logic-Drainage	AR-0032	State Pool	11/10/08	Open	8,052,413.54	7,967,109.13	8,052,413.54	7,967,109.13	0.00	0.00	500,000.00	8,052,413.54	7,967,109.13
LOG8-Logic-Road & Bridge	AR-0035	State Pool	11/10/08	Open	10,063,184.83	10,081,662.14	10,063,184.83	10,081,662.14	0.00	0.00	1,000,000.00	10,063,184.83	10,081,662.14
MB02-MBIA General	AR-0015	State Pool	11/01/08	Open	49,297,895.44	69,434,221.39	49,297,895.44	69,434,221.39	0.00	0.00	17,374,917.83	49,297,895.44	69,434,221.39
MB03-MBIA Road & Bridge	AR-0016	State Pool	11/01/08	Open	1,838,948.24	240,185.25	1,838,948.24	240,185.25	0.00	0.00	2,856,438.24	1,838,948.24	240,185.25
MB04-MBIA Drainage	AR-0017	State Pool	11/01/08	Open	10,838,556.34	10,409,237.20	10,838,556.34	10,409,237.20	0.00	0.00	1,267,218.21	10,838,556.34	10,409,237.20
MB06-MBIA Toll Rd. Operations	AR-0019	State Pool	11/01/08	Open	13,174,384.33	33,237,770.75	13,174,384.33	33,237,770.75	0.00	0.00	3,143,377.27	13,174,384.33	33,237,770.75
MB12-MBIA ESD 100 AGREEMENT	AR-0041	State Pool	08/31/16	Open	8,521,490.47	9,538,203.63	8,521,490.47	9,538,203.63	0.00	0.00	3,900,000.00	8,521,490.47	9,538,203.63
MB13-MBIA ASSISTANCE DIST #1	AR-0042	State Pool	08/31/16	Open	10,036,298.35	11,055,959.22	10,036,298.35	11,055,959.22	0.00	0.00	10,000,000.00	10,036,298.35	11,055,959.22
MB14-MBIA GR PARKWAY OPERATIONS	AR-0043	State Pool	08/31/16	Open	8,229,012.88	28,282,775.98	8,229,012.88	28,282,775.98	0.00	0.00	8,500,000.00	8,229,012.88	28,282,775.98
MB18-MBIA COUNTY'S CARES ACT	AR-0048	State Pool	05/12/20	Open	12,129,611.71	12,153,214.96	12,129,611.71	12,153,214.96	0.00	0.00	67,000,000.00	12,129,611.71	12,153,214.96
MB19-MBIA FBC ASSIST. DIST. #2	AR-0049	State Pool	05/13/20	Open	7,535,277.00	8,050,005.56	7,535,277.00	8,050,005.56	0.00	0.00	2,500,000.00	7,535,277.00	8,050,005.56
MB20- MBIA FBC ASSIST. DIST. #4	AR-0050	State Pool	05/13/20	Open	1,759,343.16	1,762,766.71	1,759,343.16	1,762,766.71	0.00	0.00	1,250,000.00	1,759,343.16	1,762,766.71
MB21-MBIA FBC ASSIST. DIST. #6	AR-0051	State Pool	05/13/20	Open	2,816,905.71	2,822,387.19	2,816,905.71	2,822,387.19	0.00	0.00	2,000,000.00	2,816,905.71	2,822,387.19
MB23-MBIA JUVENILE	AR-0053	State Pool	05/13/20	Open	7,290,287.71	5,853,103.63	7,290,287.71	5,853,103.63	0.00	0.00	8,000,000.00	7,290,287.71	5,853,103.63
MB24-MBIA DEBT SERVICE	AR-0054	State Pool	05/13/20	Open	24,615,647.45	10,660,675.10	24,615,647.45	10,660,675.10	0.00	0.00	21,000,000.00	24,615,647.45	10,660,675.10
MB25-MBIA DRAINAGE DEBT SERVICE	AR-0055	State Pool	05/13/20	Open	4,217,973.22	3,951,127.19	4,217,973.22	3,951,127.19	0.00	0.00	1,000,000.00	4,217,973.22	3,951,127.19
MB26-FACILITIES BOND 2018	AR-0056	State Pool	05/13/20	Open	5,813,649.50	5,223,865.63	5,813,649.50	5,223,865.63	0.00	0.00	14,000,000.00	5,813,649.50	5,223,865.63
MB27-MBIA TX HERITAGE PARKWAY	AR-0057	State Pool	05/13/20	Open	2,519,808.60	2,424,698.85	2,519,808.60	2,424,698.85	0.00	0.00	17,000,000.00	2,519,808.60	2,424,698.85
MB28-MBIA GRAND PARKWAY 2021	AR-0059	State Pool	08/02/21	Open	27,715,546.67	25,466,582.93	27,715,546.67	25,466,582.93	0.00	0.00	25,000,000.00	27,715,546.67	25,466,582.93
MB29-MBIA SR LIEN TOLL RD 2021	AR-0060	State Pool	08/02/21	Open	57,250,227.59	48,846,748.56	57,250,227.59	48,846,748.56	0.00	0.00	68,000,000.00	57,250,227.59	48,846,748.56
MB30-MBIA FLOOD PRO DRAINAGE 20	AR-0061	State Pool	08/02/21	Open	16,063,752.03	16,845,109.09	16,063,752.03	16,845,109.09	0.00	0.00	10,000,000.00	16,063,752.03	16,845,109.09
MB31-MBIA FBC ASSIST DIST #9	AR-0062	State Pool	03/11/22	Open	2,508,215.63	2,513,096.43	2,508,215.63	2,513,096.43	0.00	0.00	2,000,000.00	2,508,215.63	2,513,096.43
MB32-MBIA FBC ASSIST DIST #11	AR-0063	State Pool	03/11/22	Open	4,514,816.75	4,523,602.24	4,514,816.75	4,523,602.24	0.00	0.00	3,000,000.00	4,514,816.75	4,523,602.24
MB34-MBIA CERT OF OBLIGATION 22	AR-0068	State Pool	03/03/22	Open	8,644.37	0.00	8,644.37	0.00	0.00	0.00	10,000,000.00	8,644.37	0.00
MB35-MBIA MOBILITY PROJ. 2022	AR-0069	State Pool	03/28/22	Open	5,118,740.54	0.00	5,118,740.54	0.00	0.00	0.00	15,000,000.00	5,118,740.54	0.00
MB36-MBIA FEE OFFICER	AR-0065	State Pool	03/14/22	Open	1,052,641.02	1,802,141.64	1,052,641.02	1,802,141.64	0.00	0.00	3,000,000.00	1,052,641.02	1,802,141.64
MB37-MBIA FBC ASSIST DIST #7	AR-0066	State Pool	03/14/22	Open	1,504,575.63	1,507,503.40	1,504,575.63	1,507,503.40	0.00	0.00	1,000,000.00	1,504,575.63	1,507,503.40
MB38-MBIA 2020A FBC TAX NOTE	AR-0067	State Pool	03/14/22	Open	1,306,579.23	1,309,121.70	1,306,579.23	1,309,121.70	0.00	0.00	2,000,000.00	1,306,579.23	1,309,121.70
TT00-TX TERM General	AR-0022	State Pool	11/01/08	Open	1,075.19	1,077.12	1,075.19	1,077.12	0.00	0.00	10,006,437.87	1,075.19	1,077.12
TT02-TX TERM Toll Rd. Operation	AR-0024	State Pool	11/01/08	Open	1,073.95	1,075.88	1,073.95	1,075.88	0.00	0.00	0.00	1,073.95	1,075.88
TT04-TX TERM Road & Bridge	AR-0026	State Pool	11/01/08	Open	1,072.00	1,073.92	1,072.00	1,073.92	0.00	0.00	10,463.28	1,072.00	1,073.92
TT05-TX TERM Drainage	AR-0027	State Pool	11/01/08	Open	355.63	356.27	355.63	356.27	0.00	0.00	109,774.61	355.63	356.27
State Pool Total					**383,523,757.78**	**410,882,058.14**	**383,523,757.78**	**410,882,058.14**	**0.00**	**0.00**	**432,418,627.31**	**383,523,757.78**	**410,882,058.14**
Combined Port Total					**717,814,137.87**	**636,698,124.98**	**717,814,137.87**	**636,698,124.98**	**0.00**	**0.00**	**642,613,115.83**	**717,814,137.87**	**636,698,124.98**

Earnings and Yields Summary

Ft. Bend County

Effective Interest - Actual Life
Receipts in Period
08/01/22 - 08/31/22

Security Description	08/01/22 08/07/22	08/08/22 08/14/22	08/15/22 08/21/22	08/22/22 08/28/22	08/29/22 08/31/22	08/01/22 08/31/22
Combined Port						
Money Market	96,813.12	96,813.11	96,813.11	96,813.11	40,506.95	427,759.40
State Pool	182,416.43	182,555.78	182,224.01	180,290.42	86,584.88	814,071.52
Port Total	**279,229.55**	**279,368.89**	**279,037.12**	**277,103.53**	**127,091.83**	**1,241,830.92**
Combined Port						
Money Market	1.5101	1.5101	1.5101	1.5101	1.6531	1.5226
State Pool	2.2411	2.2256	2.2257	2.2256	2.5792	2.2621
Port Total	**1.9190**	**1.9117**	**1.9114**	**1.9095**	**2.1884**	**1.9379**

Maturity Aging
Ft. Bend County
Effective Interest - Actual Life
Receipts in Period
08/31/22

CUSIP	Invest Number	Security Description	Purchase Date	Days to Maturity	Yield Matur
Cash / Money Market					
Cadence-Money Market Accts	AR-0058	Money Market	01/31/21	0	1.2100
LO10-LOGIC-COUNTY'S CARE ACT	AR-0047	State Pool	05/12/20	0	2.1619
LO11-Logic-Moblity Proj 2022	AR-0070	State Pool	04/01/22	0	2.1619
LO12-Logic-Cert of Oblig 22	AR-0071	State Pool	04/01/22	0	2.1619
LOG1-Logic- General	AR-0028	State Pool	11/10/08	0	2.1619
LOG2-Logic-Toll Rd.Operations	AR-0029	State Pool	11/10/08	0	2.1619
LOG5-Logic-Drainage	AR-0032	State Pool	11/10/08	0	2.1619
LOG8-Logic-Road & Bridge	AR-0035	State Pool	11/10/08	0	2.1619
MB02-MBIA General	AR-0015	State Pool	11/01/08	0	2.2891
MB03-MBIA Road & Bridge	AR-0016	State Pool	11/01/08	0	2.2891
MB04-MBIA Drainage	AR-0017	State Pool	11/01/08	0	2.2891
MB06-MBIA Toll Rd. Operations	AR-0019	State Pool	11/01/08	0	2.2891
MB12-MBIA ESD 100 AGREEMENT	AR-0041	State Pool	08/31/16	0	2.2891
MB13-MBIA ASSISTANCE DIST #1	AR-0042	State Pool	08/31/16	0	2.2891
MB14-MBIA GR PARKWAY OPERATIONS	AR-0043	State Pool	08/31/16	0	2.2891
MB18-MBIA COUNTY'S CARES ACT	AR-0048	State Pool	05/12/20	0	2.2891
MB19-MBIA FBC ASSIST. DIST. #2	AR-0049	State Pool	05/13/20	0	2.2891
MB20- MBIA FBC ASSIST. DIST. #4	AR-0050	State Pool	05/13/20	0	2.2891
MB21-MBIA FBC ASSIST. DIST. #6	AR-0051	State Pool	05/13/20	0	2.2891
MB23-MBIA JUVENILE	AR-0053	State Pool	05/13/20	0	2.2891
MB24-MBIA DEBT SERVICE	AR-0054	State Pool	05/13/20	0	2.2891
MB25-MBIA DRAINAGE DEBT SERVICE	AR-0055	State Pool	05/13/20	0	2.2891
MB26-FACILITIES BOND 2018	AR-0056	State Pool	05/13/20	0	2.2891
MB27-MBIA TX HERITAGE PARKWAY	AR-0057	State Pool	05/13/20	0	2.2891
MB28-MBIA GRAND PARKWAY 2021	AR-0059	State Pool	08/02/21	0	2.2891
MB29-MBIA SR LIEN TOLL RD 2021	AR-0060	State Pool	08/02/21	0	2.2891
MB30-MBIA FLOOD PRO DRAINAGE 20	AR-0061	State Pool	08/02/21	0	2.2891
MB31-MBIA FBC ASSIST DIST #9	AR-0062	State Pool	03/11/22	0	2.2891
MB32-MBIA FBC ASSIST DIST #11	AR-0063	State Pool	03/11/22	0	2.2891
MB34-MBIA CERT OF OBLIGATION 22	AR-0068	State Pool	03/03/22	0	2.2891
MB35-MBIA MOBILITY PROJ. 2022	AR-0069	State Pool	03/28/22	0	2.2891
MB36-MBIA FEE OFFICER	AR-0065	State Pool	03/14/22	0	2.2891
MB37-MBIA FBC ASSIST DIST #7	AR-0066	State Pool	03/14/22	0	2.2891
MB38-MBIA 2020A FBC TAX NOTE	AR-0067	State Pool	03/14/22	0	2.2891
TT00-TX TERM General	AR-0022	State Pool	11/01/08	0	2.1100
TT02-TX TERM Toll Rd. Operation	AR-0024	State Pool	11/01/08	0	2.1100
TT04-TX TERM Road & Bridge	AR-0026	State Pool	11/01/08	0	2.1100
TT05-TX TERM Drainage	AR-0027	State Pool	11/01/08	0	2.1100
Cash / Money Market Total				**0**	**1.8878**
Investment Total				**0**	**1.8878**

Activity Statement
Ft. Bend County
Effective Interest - Actual Life
Receipts in Period
08/01/22 - 08/31/22

Purchase Date	Sale Date	CUSIP	Invest Number	Security Description	Amor Value On 08/01/22	Changes In Principal	Purchase Cost	Sales Proceeds	Purchased Interest	Int/Div Rec In the Perd	Amor Value On 08/31/22
Money Market											
01/31/21	Open	Cadence-Money Market Accts	AR-0058	Money Market	334,290,380.09	-108,474,313.25	0.00	0.00	0.00	427,759.40	225,816,066.84
Money Market Total					**334,290,380.09**	**-108,474,313.25**	**0.00**	**0.00**	**0.00**	**427,759.40**	**225,816,066.84**
State Pool											
11/01/08	Open	MB02-MBIA General	AR-0015	State Pool	49,297,895.44	20,136,325.95	0.00	0.00	0.00	133,684.93	69,434,221.39
11/01/08	Open	MB03-MBIA Road & Bridge	AR-0016	State Pool	1,838,948.24	-1,598,762.99	0.00	0.00	0.00	1,237.01	240,185.25
11/01/08	Open	MB04-MBIA Drainage	AR-0017	State Pool	10,838,556.34	-429,319.14	0.00	0.00	0.00	20,680.86	10,409,237.20
11/01/08	Open	MB06-MBIA Toll Rd. Operations	AR-0019	State Pool	13,174,384.33	20,063,386.42	0.00	0.00	0.00	63,386.42	33,237,770.75
11/01/08	Open	TT00-TX TERM General	AR-0022	State Pool	1,075.19	1.93	0.00	0.00	0.00	1.93	1,077.12
11/01/08	Open	TT02-TX TERM Toll Rd. Operation	AR-0024	State Pool	1,073.95	1.93	0.00	0.00	0.00	1.93	1,075.88
11/01/08	Open	TT04-TX TERM Road & Bridge	AR-0026	State Pool	1,072.00	1.92	0.00	0.00	0.00	1.92	1,073.92
11/01/08	Open	TT05-TX TERM Drainage	AR-0027	State Pool	355.63	0.64	0.00	0.00	0.00	0.64	356.27
11/10/08	Open	LOG1-Logic- General	AR-0028	State Pool	46,053,665.81	84,560.54	0.00	0.00	0.00	84,560.54	46,138,226.35
11/10/08	Open	LOG2-Logic-Toll Rd.Operations	AR-0029	State Pool	10,230,074.48	18,783.75	0.00	0.00	0.00	18,783.75	10,248,858.23
11/10/08	Open	LOG5-Logic-Drainage	AR-0032	State Pool	8,052,413.54	-85,304.41	0.00	0.00	0.00	14,695.59	7,967,109.13
11/10/08	Open	LOG8-Logic-Road & Bridge	AR-0035	State Pool	10,063,184.83	18,477.31	0.00	0.00	0.00	18,477.31	10,081,662.14
08/31/16	Open	MB12-MBIA ESD 100 AGREEMENT	AR-0041	State Pool	8,521,490.47	1,016,713.16	0.00	0.00	0.00	16,713.16	9,538,203.63
08/31/16	Open	MB13-MBIA ASSISTANCE DIST #1	AR-0042	State Pool	10,036,298.35	1,019,660.87	0.00	0.00	0.00	19,660.87	11,055,959.22
08/31/16	Open	MB14-MBIA GR PARKWAY OPERATIONS	AR-0043	State Pool	8,229,012.88	20,053,763.10	0.00	0.00	0.00	53,763.10	28,282,775.98
05/12/20	Open	LO10-LOGIC-COUNTY'S CARE ACT	AR-0047	State Pool	6,027,203.30	11,066.72	0.00	0.00	0.00	11,066.72	6,038,270.02
05/12/20	Open	MB18-MBIA COUNTY'S CARES ACT	AR-0048	State Pool	12,129,611.71	23,603.25	0.00	0.00	0.00	23,603.25	12,153,214.96
05/13/20	Open	MB19-MBIA FBC ASSIST. DIST. #2	AR-0049	State Pool	7,535,277.00	514,728.56	0.00	0.00	0.00	14,728.56	8,050,005.56
05/13/20	Open	MB20- MBIA FBC ASSIST. DIST. #4	AR-0050	State Pool	1,759,343.16	3,423.55	0.00	0.00	0.00	3,423.55	1,762,766.71
05/13/20	Open	MB21-MBIA FBC ASSIST. DIST. #6	AR-0051	State Pool	2,816,905.71	5,481.48	0.00	0.00	0.00	5,481.48	2,822,387.19
05/13/20	Open	MB23-MBIA JUVENILE	AR-0053	State Pool	7,290,287.71	-1,437,184.08	0.00	0.00	0.00	12,815.92	5,853,103.63
05/13/20	Open	MB24-MBIA DEBT SERVICE	AR-0054	State Pool	24,615,647.45	-13,954,972.35	0.00	0.00	0.00	45,027.65	10,660,675.10
05/13/20	Open	MB25-MBIA DRAINAGE DEBT SERVICE	AR-0055	State Pool	4,217,973.22	-266,846.03	0.00	0.00	0.00	8,153.97	3,951,127.19
05/13/20	Open	MB26-FACILITIES BOND 2018	AR-0056	State Pool	5,813,649.50	-589,783.87	0.00	0.00	0.00	10,216.13	5,223,865.63
05/13/20	Open	MB27-MBIA TX HERITAGE PARKWAY	AR-0057	State Pool	2,519,808.60	-95,109.75	0.00	0.00	0.00	4,890.25	2,424,698.85
08/02/21	Open	MB28-MBIA GRAND PARKWAY 2021	AR-0059	State Pool	27,715,546.67	-2,248,963.74	0.00	0.00	0.00	51,036.26	25,466,582.93
08/02/21	Open	MB29-MBIA SR LIEN TOLL RD 2021	AR-0060	State Pool	57,250,227.59	-8,403,479.03	0.00	0.00	0.00	96,520.97	48,846,748.56
08/02/21	Open	MB30-MBIA FLOOD PRO DRAINAGE 20	AR-0061	State Pool	16,063,752.03	781,357.06	0.00	0.00	0.00	31,357.06	16,845,109.09
03/11/22	Open	MB31-MBIA FBC ASSIST DIST #9	AR-0062	State Pool	2,508,215.63	4,880.80	0.00	0.00	0.00	4,880.80	2,513,096.43
03/11/22	Open	MB32-MBIA FBC ASSIST DIST #11	AR-0063	State Pool	4,514,816.75	8,785.49	0.00	0.00	0.00	8,785.49	4,523,602.24
03/14/22	Open	MB36-MBIA FEE OFFICER	AR-0065	State Pool	1,052,641.02	749,500.62	0.00	0.00	0.00	2,141.64	1,802,141.64
03/14/22	Open	MB37-MBIA FBC ASSIST DIST #7	AR-0066	State Pool	1,504,575.63	2,927.77	0.00	0.00	0.00	2,927.77	1,507,503.40
03/14/22	Open	MB38-MBIA 2020A FBC TAX NOTE	AR-0067	State Pool	1,306,579.23	2,542.47	0.00	0.00	0.00	2,542.47	1,309,121.70
03/03/22	Open	MB34-MBIA CERT OF OBLIGATION 22	AR-0068	State Pool	8,644.37	-8,644.37	0.00	0.00	0.00	12.31	0.00
03/28/22	Open	MB35-MBIA MOBILITY PROJ. 2022	AR-0069	State Pool	5,118,740.54	-5,118,740.54	0.00	0.00	0.00	3,373.94	0.00
04/01/22	Open	LO11-Logic-Moblity Proj 2022	AR-0070	State Pool	7,131,814.01	-1,087,396.08	0.00	0.00	0.00	12,603.92	6,044,417.93
04/01/22	Open	LO12-Logic-Cert of Oblig 22	AR-0071	State Pool	8,282,995.47	-1,837,168.55	0.00	0.00	0.00	12,831.45	6,445,826.92
State Pool Total					**383,523,757.78**	**27,358,300.36**	**0.00**	**0.00**	**0.00**	**814,071.52**	**410,882,058.14**
Investment Total					**717,814,137.87**	**-81,116,012.89**	**0.00**	**0.00**	**0.00**	**1,241,830.92**	**636,698,124.98**

Interest Accrual
Ft. Bend County
Effective Interest - Actual Life
Receipts in Period
08/01/22 - 08/31/22

CUSIP	Invest Number	Security Description	Purchase Date	Sale Date	Yield Earned	Ending Par Val/Shares	Ending Amor Val/Cost	Purchased Interest	Int/Div Rec In the Perd	Int/Div Accrued In the Perd	PTD Purch Received	Int/Div Rec Purch/Date	Int/Div Accrued Purch/Date
09 - Temporary Holding													
Money Market													
Cadence-Money Market Accts	AR-0058	Money Market	01/31/21	Open	1.5226	225,816,066.84	225,816,066.84	0.00	427,759.40	0.00	0.00	1,278,212.13	0.00
Money Market Total					**1.5226**	**225,816,066.84**	**225,816,066.84**	**0.00**	**427,759.40**	**0.00**	**0.00**	**1,278,212.13**	**0.00**
09 - Temporary Holding Total					**1.5226**	**225,816,066.84**	**225,816,066.84**	**0.00**	**427,759.40**	**0.00**	**0.00**	**1,278,212.13**	**0.00**
130 - Assistance Dist #1													
State Pool													
MB13-MBIA ASSISTANCE DIST #1	AR-0042	State Pool	08/31/16	Open	2.2917	11,055,959.22	11,055,959.22	0.00	19,660.87	0.00	0.00	149,481.91	0.00
State Pool Total					**2.2917**	**11,055,959.22**	**11,055,959.22**	**0.00**	**19,660.87**	**0.00**	**0.00**	**149,481.91**	**0.00**
130 - Assistance Dist #1 Total					**2.2917**	**11,055,959.22**	**11,055,959.22**	**0.00**	**19,660.87**	**0.00**	**0.00**	**149,481.91**	**0.00**
145 - ESD 100 Agreement													
State Pool													
MB12-MBIA ESD 100 AGREEMENT	AR-0041	State Pool	08/31/16	Open	2.2918	9,538,203.63	9,538,203.63	0.00	16,713.16	0.00	0.00	136,644.87	0.00
State Pool Total					**2.2918**	**9,538,203.63**	**9,538,203.63**	**0.00**	**16,713.16**	**0.00**	**0.00**	**136,644.87**	**0.00**
145 - ESD 100 Agreement Total					**2.2918**	**9,538,203.63**	**9,538,203.63**	**0.00**	**16,713.16**	**0.00**	**0.00**	**136,644.87**	**0.00**
810 - FBC Toll Road Operations													
State Pool													
TT02-TX TERM Toll Rd. Operation	AR-0024	State Pool	11/01/08	Open	0.0000	0.00	0.00	0.00	0.00	0.00	0.00	0.00	0.00
State Pool Total					**0.0000**	**0.00**	**0.00**	**0.00**	**0.00**	**0.00**	**0.00**	**0.00**	**0.00**
810 - FBC Toll Road Operations Total					**0.0000**	**0.00**	**0.00**	**0.00**	**0.00**	**0.00**	**0.00**	**0.00**	**0.00**
815 - Grand Parkway Operations													
State Pool													
MB14-MBIA GR PARKWAY OPERATIONS	AR-0043	State Pool	08/31/16	Open	2.2947	28,282,775.98	28,282,775.98	0.00	53,763.10	0.00	0.00	582,770.50	0.00
State Pool Total					**2.2947**	**28,282,775.98**	**28,282,775.98**	**0.00**	**53,763.10**	**0.00**	**0.00**	**582,770.50**	**0.00**
815 - Grand Parkway Operations Total					**2.2947**	**28,282,775.98**	**28,282,775.98**	**0.00**	**53,763.10**	**0.00**	**0.00**	**582,770.50**	**0.00**
LO10 - LOGIC COUNTYS CARES ACT													
State Pool													
LO10-LOGIC-COUNTY'S CARE ACT	AR-0047	State Pool	05/12/20	Open	2.1618	6,038,270.02	6,038,270.02	0.00	11,066.72	0.00	0.00	184,270.02	0.00
State Pool Total					**2.1618**	**6,038,270.02**	**6,038,270.02**	**0.00**	**11,066.72**	**0.00**	**0.00**	**184,270.02**	**0.00**
LO10 - LOGIC COUNTYS CARES ACT Total					**2.1618**	**6,038,270.02**	**6,038,270.02**	**0.00**	**11,066.72**	**0.00**	**0.00**	**184,270.02**	**0.00**
LO11 - Logic Mobility Projects 2022													
State Pool													
LO11-Logic-Moblity Proj 2022	AR-0070	State Pool	04/01/22	Open	2.1609	6,044,417.93	6,044,417.93	0.00	12,603.92	0.00	0.00	44,417.93	0.00
State Pool Total					**2.1609**	**6,044,417.93**	**6,044,417.93**	**0.00**	**12,603.92**	**0.00**	**0.00**	**44,417.93**	**0.00**
LO11 - Logic Mobility Projects 2022 Total					**2.1609**	**6,044,417.93**	**6,044,417.93**	**0.00**	**12,603.92**	**0.00**	**0.00**	**44,417.93**	**0.00**
LO12 - Logic Cert of Obligation 2022													
State Pool													
LO12-Logic-Cert of Oblig 22	AR-0071	State Pool	04/01/22	Open	2.1604	6,445,826.92	6,445,826.92	0.00	12,831.45	0.00	0.00	45,826.92	0.00
State Pool Total					**2.1604**	**6,445,826.92**	**6,445,826.92**	**0.00**	**12,831.45**	**0.00**	**0.00**	**45,826.92**	**0.00**
LO12 - Logic Cert of Obligation 2022 Total					**2.1604**	**6,445,826.92**	**6,445,826.92**	**0.00**	**12,831.45**	**0.00**	**0.00**	**45,826.92**	**0.00**
LOG1 - LOGIC GENERAL													
State Pool													
LOG1-Logic- General	AR-0028	State Pool	11/10/08	Open	2.1618	46,138,226.35	46,138,226.35	0.00	84,560.54	0.00	0.00	1,208,659.33	0.00
State Pool Total					**2.1618**	**46,138,226.35**	**46,138,226.35**	**0.00**	**84,560.54**	**0.00**	**0.00**	**1,208,659.33**	**0.00**
LOG1 - LOGIC GENERAL Total					**2.1618**	**46,138,226.35**	**46,138,226.35**	**0.00**	**84,560.54**	**0.00**	**0.00**	**1,208,659.33**	**0.00**
LOG2 - LOGIC TOLL OPERATIONS													

Interest Accrual
Ft. Bend County
Effective Interest - Actual Life
Receipts in Period
08/01/22 - 08/31/22

CUSIP	Invest Number	Security Description	Purchase Date	Sale Date	Yield Earned	Ending Par Val/Shares	Ending Amor Val/Cost	Purchased Interest	Int/Div Rec In the Perd	Int/Div Accrued In the Perd	PTD Purch Received	Int/Div Rec Purch/Date	Int/Div Accrued Purch/Date
State Pool													
LOG2-Logic-Toll Rd.Operations	AR-0029	State Pool	11/10/08	Open	2.1618	10,248,858.23	10,248,858.23	0.00	18,783.75	0.00	0.00	310,189.31	0.00
State Pool Total					**2.1618**	**10,248,858.23**	**10,248,858.23**	**0.00**	**18,783.75**	**0.00**	**0.00**	**310,189.31**	**0.00**
LOG2 - LOGIC TOLL OPERATIONS Total					**2.1618**	**10,248,858.23**	**10,248,858.23**	**0.00**	**18,783.75**	**0.00**	**0.00**	**310,189.31**	**0.00**
LOG5 - LOGIC DRAINAGE													
State Pool													
LOG5-Logic-Drainage	AR-0032	State Pool	11/10/08	Open	2.1616	7,967,109.13	7,967,109.13	0.00	14,695.59	0.00	0.00	69,352.90	0.00
State Pool Total					**2.1616**	**7,967,109.13**	**7,967,109.13**	**0.00**	**14,695.59**	**0.00**	**0.00**	**69,352.90**	**0.00**
LOG5 - LOGIC DRAINAGE Total					**2.1616**	**7,967,109.13**	**7,967,109.13**	**0.00**	**14,695.59**	**0.00**	**0.00**	**69,352.90**	**0.00**
LOG8 - LOGIC ROAD & BRIDGE													
State Pool													
LOG8-Logic-Road & Bridge	AR-0035	State Pool	11/10/08	Open	2.1618	10,081,662.14	10,081,662.14	0.00	18,477.31	0.00	0.00	87,149.66	0.00
State Pool Total					**2.1618**	**10,081,662.14**	**10,081,662.14**	**0.00**	**18,477.31**	**0.00**	**0.00**	**87,149.66**	**0.00**
LOG8 - LOGIC ROAD & BRIDGE Total					**2.1618**	**10,081,662.14**	**10,081,662.14**	**0.00**	**18,477.31**	**0.00**	**0.00**	**87,149.66**	**0.00**
MB02 - MBIA GENERAL													
State Pool													
MB02-MBIA General	AR-0015	State Pool	11/01/08	Open	2.2925	69,434,221.39	69,434,221.39	0.00	133,684.93	0.00	0.00	1,156,959.71	0.00
State Pool Total					**2.2925**	**69,434,221.39**	**69,434,221.39**	**0.00**	**133,684.93**	**0.00**	**0.00**	**1,156,959.71**	**0.00**
MB02 - MBIA GENERAL Total					**2.2925**	**69,434,221.39**	**69,434,221.39**	**0.00**	**133,684.93**	**0.00**	**0.00**	**1,156,959.71**	**0.00**
MB03 - MBIA ROAD & BRIDGE													
State Pool													
MB03-MBIA Road & Bridge	AR-0016	State Pool	11/01/08	Open	2.2509	240,185.25	240,185.25	0.00	1,237.01	0.00	0.00	130,924.40	0.00
State Pool Total					**2.2509**	**240,185.25**	**240,185.25**	**0.00**	**1,237.01**	**0.00**	**0.00**	**130,924.40**	**0.00**
MB03 - MBIA ROAD & BRIDGE Total					**2.2509**	**240,185.25**	**240,185.25**	**0.00**	**1,237.01**	**0.00**	**0.00**	**130,924.40**	**0.00**
MB04 - MBIA DRAINAGE													
State Pool													
MB04-MBIA Drainage	AR-0017	State Pool	11/01/08	Open	2.2901	10,409,237.20	10,409,237.20	0.00	20,680.86	0.00	0.00	219,495.68	2,620.73
State Pool Total					**2.2901**	**10,409,237.20**	**10,409,237.20**	**0.00**	**20,680.86**	**0.00**	**0.00**	**219,495.68**	**2,620.73**
MB04 - MBIA DRAINAGE Total					**2.2901**	**10,409,237.20**	**10,409,237.20**	**0.00**	**20,680.86**	**0.00**	**0.00**	**219,495.68**	**2,620.73**
MB06 - MBIA TOLL RD OPERATIONS													
State Pool													
MB06-MBIA Toll Rd. Operations	AR-0019	State Pool	11/01/08	Open	2.2942	33,237,770.75	33,237,770.75	0.00	63,386.42	0.00	0.00	924,937.19	38,363.64
State Pool Total					**2.2942**	**33,237,770.75**	**33,237,770.75**	**0.00**	**63,386.42**	**0.00**	**0.00**	**924,937.19**	**38,363.64**
MB06 - MBIA TOLL RD OPERATIONS Total					**2.2942**	**33,237,770.75**	**33,237,770.75**	**0.00**	**63,386.42**	**0.00**	**0.00**	**924,937.19**	**38,363.64**
MB18 - MBIA COUNTYS CARES ACT													
State Pool													
MB18-MBIA COUNTY'S CARES ACT	AR-0048	State Pool	05/12/20	Open	2.2910	12,153,214.96	12,153,214.96	0.00	23,603.25	0.00	0.00	255,134.42	0.00
State Pool Total					**2.2910**	**12,153,214.96**	**12,153,214.96**	**0.00**	**23,603.25**	**0.00**	**0.00**	**255,134.42**	**0.00**
MB18 - MBIA COUNTYS CARES ACT Total					**2.2910**	**12,153,214.96**	**12,153,214.96**	**0.00**	**23,603.25**	**0.00**	**0.00**	**255,134.42**	**0.00**
MB19 - MBIA FBC ASSIST DIST #2													
State Pool													
MB19-MBIA FBC ASSIST. DIST. #2	AR-0049	State Pool	05/13/20	Open	2.2914	8,050,005.56	8,050,005.56	0.00	14,728.56	0.00	0.00	50,005.56	0.00
State Pool Total					**2.2914**	**8,050,005.56**	**8,050,005.56**	**0.00**	**14,728.56**	**0.00**	**0.00**	**50,005.56**	**0.00**
MB19 - MBIA FBC ASSIST DIST #2 Total					**2.2914**	**8,050,005.56**	**8,050,005.56**	**0.00**	**14,728.56**	**0.00**	**0.00**	**50,005.56**	**0.00**
MB20 - MBIA FBC ASSIST DIST #4													
State Pool													

Interest Accrual
Ft. Bend County
Effective Interest - Actual Life
Receipts in Period
08/01/22 - 08/31/22

CUSIP	Invest Number	Security Description	Purchase Date	Sale Date	Yield Earned	Ending Par Val/Shares	Ending Amor Val/Cost	Purchased Interest	Int/Div Rec In the Perd	Int/Div Accrued In the Perd	PTD Purch Received	Int/Div Rec Purch/Date	Int/Div Accrued Purch/Date
MB20- MBIA FBC ASSIST. DIST. #4	AR-0050	State Pool	05/13/20	Open	2.2910	1,762,766.71	1,762,766.71	0.00	3,423.55	0.00	0.00	12,766.71	0.00
State Pool Total					**2.2910**	**1,762,766.71**	**1,762,766.71**	**0.00**	**3,423.55**	**0.00**	**0.00**	**12,766.71**	**0.00**
MB20 - MBIA FBC ASSIST DIST #4 Total					**2.2910**	**1,762,766.71**	**1,762,766.71**	**0.00**	**3,423.55**	**0.00**	**0.00**	**12,766.71**	**0.00**
MB21 - MBIA ASSIST DIST #6													
State Pool													
MB21-MBIA FBC ASSIST. DIST. #6	AR-0051	State Pool	05/13/20	Open	2.2910	2,822,387.19	2,822,387.19	0.00	5,481.48	0.00	0.00	22,387.19	0.00
State Pool Total					**2.2910**	**2,822,387.19**	**2,822,387.19**	**0.00**	**5,481.48**	**0.00**	**0.00**	**22,387.19**	**0.00**
MB21 - MBIA ASSIST DIST #6 Total					**2.2910**	**2,822,387.19**	**2,822,387.19**	**0.00**	**5,481.48**	**0.00**	**0.00**	**22,387.19**	**0.00**
MB23 - MBIA JUVENILE													
State Pool													
MB23-MBIA JUVENILE	AR-0053	State Pool	05/13/20	Open	2.2862	5,853,103.63	5,853,103.63	0.00	12,815.92	0.00	0.00	69,337.26	0.00
State Pool Total					**2.2862**	**5,853,103.63**	**5,853,103.63**	**0.00**	**12,815.92**	**0.00**	**0.00**	**69,337.26**	**0.00**
MB23 - MBIA JUVENILE Total					**2.2862**	**5,853,103.63**	**5,853,103.63**	**0.00**	**12,815.92**	**0.00**	**0.00**	**69,337.26**	**0.00**
MB24 - MBIA DEBT SERVICE													
State Pool													
MB24-MBIA DEBT SERVICE	AR-0054	State Pool	05/13/20	Open	2.2854	10,660,675.10	10,660,675.10	0.00	45,027.65	0.00	0.00	192,397.86	0.00
State Pool Total					**2.2854**	**10,660,675.10**	**10,660,675.10**	**0.00**	**45,027.65**	**0.00**	**0.00**	**192,397.86**	**0.00**
MB24 - MBIA DEBT SERVICE Total					**2.2854**	**10,660,675.10**	**10,660,675.10**	**0.00**	**45,027.65**	**0.00**	**0.00**	**192,397.86**	**0.00**
MB25 - MBIA DRAINAGE DEBT SERVICE													
State Pool													
MB25-MBIA DRAINAGE DEBT SERVICE	AR-0055	State Pool	05/13/20	Open	2.2904	3,951,127.19	3,951,127.19	0.00	8,153.97	0.00	0.00	26,127.19	0.00
State Pool Total					**2.2904**	**3,951,127.19**	**3,951,127.19**	**0.00**	**8,153.97**	**0.00**	**0.00**	**26,127.19**	**0.00**
MB25 - MBIA DRAINAGE DEBT SERVICE Total					**2.2904**	**3,951,127.19**	**3,951,127.19**	**0.00**	**8,153.97**	**0.00**	**0.00**	**26,127.19**	**0.00**
MB26 - MBIA FACILITIES BOND 2018													
State Pool													
MB26-FACILITIES BOND 2018	AR-0056	State Pool	05/13/20	Open	2.2900	5,223,865.63	5,223,865.63	0.00	10,216.13	0.00	0.00	73,865.63	0.00
State Pool Total					**2.2900**	**5,223,865.63**	**5,223,865.63**	**0.00**	**10,216.13**	**0.00**	**0.00**	**73,865.63**	**0.00**
MB26 - MBIA FACILITIES BOND 2018 Total					**2.2900**	**5,223,865.63**	**5,223,865.63**	**0.00**	**10,216.13**	**0.00**	**0.00**	**73,865.63**	**0.00**
MB27 - MBIA TX HERITAGE PARKWAY 2020													
State Pool													
MB27-MBIA TX HERITAGE PARKWAY	AR-0057	State Pool	05/13/20	Open	2.2908	2,424,698.85	2,424,698.85	0.00	4,890.25	0.00	0.00	55,078.20	0.00
State Pool Total					**2.2908**	**2,424,698.85**	**2,424,698.85**	**0.00**	**4,890.25**	**0.00**	**0.00**	**55,078.20**	**0.00**
MB27 - MBIA TX HERITAGE PARKWAY 2020 Total					**2.2908**	**2,424,698.85**	**2,424,698.85**	**0.00**	**4,890.25**	**0.00**	**0.00**	**55,078.20**	**0.00**
MB28 - MBIAGrand Parkway 2021													
State Pool													
MB28-MBIA GRAND PARKWAY 2021	AR-0059	State Pool	08/02/21	Open	2.2898	25,466,582.93	25,466,582.93	0.00	51,036.26	0.00	0.00	166,582.93	0.00
State Pool Total					**2.2898**	**25,466,582.93**	**25,466,582.93**	**0.00**	**51,036.26**	**0.00**	**0.00**	**166,582.93**	**0.00**
MB28 - MBIAGrand Parkway 2021 Total					**2.2898**	**25,466,582.93**	**25,466,582.93**	**0.00**	**51,036.26**	**0.00**	**0.00**	**166,582.93**	**0.00**
MB29 - MBIA Sr Lien 2021													
State Pool													
MB29-MBIA SR LIEN TOLL RD 2021	AR-0060	State Pool	08/02/21	Open	2.2894	48,846,748.56	48,846,748.56	0.00	96,520.97	0.00	0.00	346,748.56	0.00
State Pool Total					**2.2894**	**48,846,748.56**	**48,846,748.56**	**0.00**	**96,520.97**	**0.00**	**0.00**	**346,748.56**	**0.00**
MB29 - MBIA Sr Lien 2021 Total					**2.2894**	**48,846,748.56**	**48,846,748.56**	**0.00**	**96,520.97**	**0.00**	**0.00**	**346,748.56**	**0.00**
MB30 - MBIA Flood Proj Drainage 20													
State Pool													
MB30-MBIA FLOOD PRO DRAINAGE 20	AR-0061	State Pool	08/02/21	Open	2.2913	16,845,109.09	16,845,109.09	0.00	31,357.06	0.00	0.00	95,109.09	0.00

Interest Accrual
Ft. Bend County
Effective Interest - Actual Life
Receipts in Period
08/01/22 - 08/31/22

CUSIP	Invest Number	Security Description	Purchase Date	Sale Date	Yield Earned	Ending Par Val/Shares	Ending Amor Val/Cost	Purchased Interest	Int/Div Rec In the Perd	Int/Div Accrued In the Perd	PTD Purch Received	Int/Div Rec Purch/Date	Int/Div Accrued Purch/Date
State Pool Total					**2.2913**	**16,845,109.09**	**16,845,109.09**	**0.00**	**31,357.06**	**0.00**	**0.00**	**95,109.09**	**0.00**
MB30 - MBIA Flood Proj Drainage 20 Total					**2.2913**	**16,845,109.09**	**16,845,109.09**	**0.00**	**31,357.06**	**0.00**	**0.00**	**95,109.09**	**0.00**
MB31 - MBIA FBC ASSIST DIST #9													
State Pool													
MB31-MBIA FBC ASSIST DIST #9	AR-0062	State Pool	03/11/22	Open	2.2910	2,513,096.43	2,513,096.43	0.00	4,880.80	0.00	0.00	13,096.43	0.00
State Pool Total					**2.2910**	**2,513,096.43**	**2,513,096.43**	**0.00**	**4,880.80**	**0.00**	**0.00**	**13,096.43**	**0.00**
MB31 - MBIA FBC ASSIST DIST #9 Total					**2.2910**	**2,513,096.43**	**2,513,096.43**	**0.00**	**4,880.80**	**0.00**	**0.00**	**13,096.43**	**0.00**
MB32 - MBIA FBC ASSIST DIST #11													
State Pool													
MB32-MBIA FBC ASSIST DIST #11	AR-0063	State Pool	03/11/22	Open	2.2910	4,523,602.24	4,523,602.24	0.00	8,785.49	0.00	0.00	23,602.24	0.00
State Pool Total					**2.2910**	**4,523,602.24**	**4,523,602.24**	**0.00**	**8,785.49**	**0.00**	**0.00**	**23,602.24**	**0.00**
MB32 - MBIA FBC ASSIST DIST #11 Total					**2.2910**	**4,523,602.24**	**4,523,602.24**	**0.00**	**8,785.49**	**0.00**	**0.00**	**23,602.24**	**0.00**
MB34 - MBIA County Cert. of Obligation													
State Pool													
MB34-MBIA CERT OF OBLIGATION 22	AR-0068	State Pool	03/03/22	Open	2.2609	0.00	0.00	0.00	12.31	0.00	0.00	8,656.68	0.00
State Pool Total					**2.2609**	**0.00**	**0.00**	**0.00**	**12.31**	**0.00**	**0.00**	**8,656.68**	**0.00**
MB34 - MBIA County Cert. of Obligation Total					**2.2609**	**0.00**	**0.00**	**0.00**	**12.31**	**0.00**	**0.00**	**8,656.68**	**0.00**
MB35 - MBIA Mobility Projects													
State Pool													
MB35-MBIA MOBILITY PROJ. 2022	AR-0069	State Pool	03/28/22	Open	2.2510	0.00	0.00	0.00	3,373.94	0.00	0.00	32,114.48	0.00
State Pool Total					**2.2510**	**0.00**	**0.00**	**0.00**	**3,373.94**	**0.00**	**0.00**	**32,114.48**	**0.00**
MB35 - MBIA Mobility Projects Total					**2.2510**	**0.00**	**0.00**	**0.00**	**3,373.94**	**0.00**	**0.00**	**32,114.48**	**0.00**
MB36 - MBIA FEE OFFICER													
State Pool													
MB36-MBIA FEE OFFICER	AR-0065	State Pool	03/14/22	Open	2.2954	1,802,141.64	1,802,141.64	0.00	2,141.64	0.00	0.00	8,753.69	0.00
State Pool Total					**2.2954**	**1,802,141.64**	**1,802,141.64**	**0.00**	**2,141.64**	**0.00**	**0.00**	**8,753.69**	**0.00**
MB36 - MBIA FEE OFFICER Total					**2.2954**	**1,802,141.64**	**1,802,141.64**	**0.00**	**2,141.64**	**0.00**	**0.00**	**8,753.69**	**0.00**
MB37 - MBIA FBC ASSIST DIST #7													
State Pool													
MB37-MBIA FBC ASSIST DIST #7	AR-0066	State Pool	03/14/22	Open	2.2910	1,507,503.40	1,507,503.40	0.00	2,927.77	0.00	0.00	7,503.40	0.00
State Pool Total					**2.2910**	**1,507,503.40**	**1,507,503.40**	**0.00**	**2,927.77**	**0.00**	**0.00**	**7,503.40**	**0.00**
MB37 - MBIA FBC ASSIST DIST #7 Total					**2.2910**	**1,507,503.40**	**1,507,503.40**	**0.00**	**2,927.77**	**0.00**	**0.00**	**7,503.40**	**0.00**
MB38 - MBIA 2020A FBC TAX NOTE													
State Pool													
MB38-MBIA 2020A FBC TAX NOTE	AR-0067	State Pool	03/14/22	Open	2.2910	1,309,121.70	1,309,121.70	0.00	2,542.47	0.00	0.00	9,121.70	0.00
State Pool Total					**2.2910**	**1,309,121.70**	**1,309,121.70**	**0.00**	**2,542.47**	**0.00**	**0.00**	**9,121.70**	**0.00**
MB38 - MBIA 2020A FBC TAX NOTE Total					**2.2910**	**1,309,121.70**	**1,309,121.70**	**0.00**	**2,542.47**	**0.00**	**0.00**	**9,121.70**	**0.00**
TT00 - TEXAS TERM GENERAL													
State Pool													
TT00-TX TERM General	AR-0022	State Pool	11/01/08	Open	2.1134	1,077.12	1,077.12	0.00	1.93	0.00	0.00	21,461.89	0.00
State Pool Total					**2.1134**	**1,077.12**	**1,077.12**	**0.00**	**1.93**	**0.00**	**0.00**	**21,461.89**	**0.00**
TT00 - TEXAS TERM GENERAL Total					**2.1134**	**1,077.12**	**1,077.12**	**0.00**	**1.93**	**0.00**	**0.00**	**21,461.89**	**0.00**
TT02 - TEXAS TERM TOLL OPERATIONS													
State Pool													
TT02-TX TERM Toll Rd. Operation	AR-0024	State Pool	11/01/08	Open	2.1158	1,075.88	1,075.88	0.00	1.93	0.00	0.00	18,005.78	0.00
State Pool Total					**2.1158**	**1,075.88**	**1,075.88**	**0.00**	**1.93**	**0.00**	**0.00**	**18,005.78**	**0.00**

Interest Accrual
Ft. Bend County
Effective Interest - Actual Life
Receipts in Period
08/01/22 - 08/31/22

CUSIP	Invest Number	Security Description	Purchase Date	Sale Date	Yield Earned	Ending Par Val/Shares	Ending Amor Val/Cost	Purchased Interest	Int/Div Rec In the Perd	Int/Div Accrued In the Perd	PTD Purch Received	Int/Div Rec Purch/Date	Int/Div Accrued Purch/Date
TT02 - TEXAS TERM TOLL OPERATIONS Total					**2.1158**	**1,075.88**	**1,075.88**	**0.00**	**1.93**	**0.00**	**0.00**	**18,005.78**	**0.00**
TT04 - TEXAS TERM ROAD & BRIDGE													
State Pool													
TT04-TX TERM Road & Bridge	AR-0026	State Pool	11/01/08	Open	2.1087	1,073.92	1,073.92	0.00	1.92	0.00	0.00	8,281.20	0.00
State Pool Total					**2.1087**	**1,073.92**	**1,073.92**	**0.00**	**1.92**	**0.00**	**0.00**	**8,281.20**	**0.00**
TT04 - TEXAS TERM ROAD & BRIDGE Total					**2.1087**	**1,073.92**	**1,073.92**	**0.00**	**1.92**	**0.00**	**0.00**	**8,281.20**	**0.00**
TT05 - TEXAS TERM DRAINAGE													
State Pool													
TT05-TX TERM Drainage	AR-0027	State Pool	11/01/08	Open	2.1188	356.27	356.27	0.00	0.64	0.00	0.00	5,035.54	0.01
State Pool Total					**2.1188**	**356.27**	**356.27**	**0.00**	**0.64**	**0.00**	**0.00**	**5,035.54**	**0.01**
TT05 - TEXAS TERM DRAINAGE Total					**2.1188**	**356.27**	**356.27**	**0.00**	**0.64**	**0.00**	**0.00**	**5,035.54**	**0.01**

Premium/Discount Amortization

Ft. Bend County

Effective Interest - Actual Life
Receipts in Period
08/01/22 - 08/31/22

CUSIP	Invest Number	Security Description	Purchase Date	Amortiz Date	Yield Earned	Beginning Par Val/Shares	Beginning Unamor Val/Cost	Premium Discount	Ending Par Val/Shares	Ending Amor Val/Cost	Unamor Prem/Dscnt	Amortization In the Perd	Amortization Purch/Date
Money Market													
Cadence-Money Market Accts	AR-0058	Money Market	01/31/21	Open	1.5226	334,290,380.09	334,290,380.09	0.00	225,816,066.84	225,816,066.84	0.00	0.00	0.00
Money Market Total					**1.5226**	**334,290,380.09**	**334,290,380.09**	**0.00**	**225,816,066.84**	**225,816,066.84**	**0.00**	**0.00**	**0.00**
State Pool													
MB02-MBIA General	AR-0015	State Pool	11/01/08	Open	2.2925	49,297,895.44	49,297,895.44	0.00	69,434,221.39	69,434,221.39	0.00	0.00	0.00
MB03-MBIA Road & Bridge	AR-0016	State Pool	11/01/08	Open	2.2509	1,838,948.24	1,838,948.24	0.00	240,185.25	240,185.25	0.00	0.00	0.00
MB04-MBIA Drainage	AR-0017	State Pool	11/01/08	Open	2.2901	10,838,556.34	10,838,556.34	0.00	10,409,237.20	10,409,237.20	0.00	0.00	0.00
MB06-MBIA Toll Rd. Operations	AR-0019	State Pool	11/01/08	Open	2.2942	13,174,384.33	13,174,384.33	0.00	33,237,770.75	33,237,770.75	0.00	0.00	0.00
TT00-TX TERM General	AR-0022	State Pool	11/01/08	Open	2.1134	1,075.19	1,075.19	0.00	1,077.12	1,077.12	0.00	0.00	0.00
TT02-TX TERM Toll Rd. Operation	AR-0024	State Pool	11/01/08	Open	2.1158	1,073.95	1,073.95	0.00	1,075.88	1,075.88	0.00	0.00	0.00
TT04-TX TERM Road & Bridge	AR-0026	State Pool	11/01/08	Open	2.1087	1,072.00	1,072.00	0.00	1,073.92	1,073.92	0.00	0.00	0.00
TT05-TX TERM Drainage	AR-0027	State Pool	11/01/08	Open	2.1188	355.63	355.63	0.00	356.27	356.27	0.00	0.00	0.00
LOG1-Logic- General	AR-0028	State Pool	11/10/08	Open	2.1618	46,053,665.81	46,053,665.81	0.00	46,138,226.35	46,138,226.35	0.00	0.00	0.00
LOG2-Logic-Toll Rd.Operations	AR-0029	State Pool	11/10/08	Open	2.1618	10,230,074.48	10,230,074.48	0.00	10,248,858.23	10,248,858.23	0.00	0.00	0.00
LOG5-Logic-Drainage	AR-0032	State Pool	11/10/08	Open	2.1616	8,052,413.54	8,052,413.54	0.00	7,967,109.13	7,967,109.13	0.00	0.00	0.00
LOG8-Logic-Road & Bridge	AR-0035	State Pool	11/10/08	Open	2.1618	10,063,184.83	10,063,184.83	0.00	10,081,662.14	10,081,662.14	0.00	0.00	0.00
MB12-MBIA ESD 100 AGREEMENT	AR-0041	State Pool	08/31/16	Open	2.2918	8,521,490.47	8,521,490.47	0.00	9,538,203.63	9,538,203.63	0.00	0.00	0.00
MB13-MBIA ASSISTANCE DIST #1	AR-0042	State Pool	08/31/16	Open	2.2917	10,036,298.35	10,036,298.35	0.00	11,055,959.22	11,055,959.22	0.00	0.00	0.00
MB14-MBIA GR PARKWAY OPERATIONS	AR-0043	State Pool	08/31/16	Open	2.2947	8,229,012.88	8,229,012.88	0.00	28,282,775.98	28,282,775.98	0.00	0.00	0.00
LO10-LOGIC-COUNTY'S CARE ACT	AR-0047	State Pool	05/12/20	Open	2.1618	6,027,203.30	6,027,203.30	0.00	6,038,270.02	6,038,270.02	0.00	0.00	0.00
MB18-MBIA COUNTY'S CARES ACT	AR-0048	State Pool	05/12/20	Open	2.2910	12,129,611.71	12,129,611.71	0.00	12,153,214.96	12,153,214.96	0.00	0.00	0.00
MB19-MBIA FBC ASSIST. DIST. #2	AR-0049	State Pool	05/13/20	Open	2.2914	7,535,277.00	7,535,277.00	0.00	8,050,005.56	8,050,005.56	0.00	0.00	0.00
MB20- MBIA FBC ASSIST. DIST. #4	AR-0050	State Pool	05/13/20	Open	2.2910	1,759,343.16	1,759,343.16	0.00	1,762,766.71	1,762,766.71	0.00	0.00	0.00
MB21-MBIA FBC ASSIST. DIST. #6	AR-0051	State Pool	05/13/20	Open	2.2910	2,816,905.71	2,816,905.71	0.00	2,822,387.19	2,822,387.19	0.00	0.00	0.00
MB23-MBIA JUVENILE	AR-0053	State Pool	05/13/20	Open	2.2862	7,290,287.71	7,290,287.71	0.00	5,853,103.63	5,853,103.63	0.00	0.00	0.00
MB24-MBIA DEBT SERVICE	AR-0054	State Pool	05/13/20	Open	2.2854	24,615,647.45	24,615,647.45	0.00	10,660,675.10	10,660,675.10	0.00	0.00	0.00
MB25-MBIA DRAINAGE DEBT SERVICE	AR-0055	State Pool	05/13/20	Open	2.2904	4,217,973.22	4,217,973.22	0.00	3,951,127.19	3,951,127.19	0.00	0.00	0.00
MB26-FACILITIES BOND 2018	AR-0056	State Pool	05/13/20	Open	2.2900	5,813,649.50	5,813,649.50	0.00	5,223,865.63	5,223,865.63	0.00	0.00	0.00
MB27-MBIA TX HERITAGE PARKWAY	AR-0057	State Pool	05/13/20	Open	2.2908	2,519,808.60	2,519,808.60	0.00	2,424,698.85	2,424,698.85	0.00	0.00	0.00
MB28-MBIA GRAND PARKWAY 2021	AR-0059	State Pool	08/02/21	Open	2.2898	27,715,546.67	27,715,546.67	0.00	25,466,582.93	25,466,582.93	0.00	0.00	0.00
MB29-MBIA SR LIEN TOLL RD 2021	AR-0060	State Pool	08/02/21	Open	2.2894	57,250,227.59	57,250,227.59	0.00	48,846,748.56	48,846,748.56	0.00	0.00	0.00
MB30-MBIA FLOOD PRO DRAINAGE 20	AR-0061	State Pool	08/02/21	Open	2.2913	16,063,752.03	16,063,752.03	0.00	16,845,109.09	16,845,109.09	0.00	0.00	0.00
MB31-MBIA FBC ASSIST DIST #9	AR-0062	State Pool	03/11/22	Open	2.2910	2,508,215.63	2,508,215.63	0.00	2,513,096.43	2,513,096.43	0.00	0.00	0.00
MB32-MBIA FBC ASSIST DIST #11	AR-0063	State Pool	03/11/22	Open	2.2910	4,514,816.75	4,514,816.75	0.00	4,523,602.24	4,523,602.24	0.00	0.00	0.00
MB36-MBIA FEE OFFICER	AR-0065	State Pool	03/14/22	Open	2.2954	1,052,641.02	1,052,641.02	0.00	1,802,141.64	1,802,141.64	0.00	0.00	0.00
MB37-MBIA FBC ASSIST DIST #7	AR-0066	State Pool	03/14/22	Open	2.2910	1,504,575.63	1,504,575.63	0.00	1,507,503.40	1,507,503.40	0.00	0.00	0.00
MB38-MBIA 2020A FBC TAX NOTE	AR-0067	State Pool	03/14/22	Open	2.2910	1,306,579.23	1,306,579.23	0.00	1,309,121.70	1,309,121.70	0.00	0.00	0.00
MB34-MBIA CERT OF OBLIGATION 22	AR-0068	State Pool	03/03/22	Open	2.2609	8,644.37	8,644.37	0.00	0.00	0.00	0.00	0.00	0.00
MB35-MBIA MOBILITY PROJ. 2022	AR-0069	State Pool	03/28/22	Open	2.2510	5,118,740.54	5,118,740.54	0.00	0.00	0.00	0.00	0.00	0.00
LO11-Logic-Moblity Proj 2022	AR-0070	State Pool	04/01/22	Open	2.1609	7,131,814.01	7,131,814.01	0.00	6,044,417.93	6,044,417.93	0.00	0.00	0.00
LO12-Logic-Cert of Oblig 22	AR-0071	State Pool	04/01/22	Open	2.1604	8,282,995.47	8,282,995.47	0.00	6,445,826.92	6,445,826.92	0.00	0.00	0.00
State Pool Total					**2.2621**	**383,523,757.78**	**383,523,757.78**	**0.00**	**410,882,058.14**	**410,882,058.14**	**0.00**	**0.00**	**0.00**
Investment Total					**1.9379**	**717,814,137.87**	**717,814,137.87**	**0.00**	**636,698,124.98**	**636,698,124.98**	**0.00**	**0.00**	**0.00**

Open Investments
Ft. Bend County
Effective Interest - Actual Life
Receipts in Period
08/31/22

CUSIP	Invest Number	Security Description	Invest Class	Purchase Date	Call Date	Purchase Institut	SafeKeep Institut	Issuing Institut	Yield Matur	Yield Call	Original Unit Cost	Original Par Val/Shares	Original Princ/Cost	Orig Prem Discount	Ending Unit Price	Ending Par Val/Shares	Ending Amor Val/Cost	Unamor Prem/Dscnt
Money Market																		
Cadence-Money Market Accts	AR-0058	Money Market		01/31/21	Open	101	None	101	1.2100	1.2100	1.000000	210,194,488.52	210,194,488.52	0.00	1.000000	225,816,066.84	225,816,066.84	0.00
Money Market Total									**1.2100**	**1.2100**	**1.000000**	**210,194,488.52**	**210,194,488.52**	**0.00**	**1.000000**	**225,816,066.84**	**225,816,066.84**	**0.00**
State Pool																		
MB02-MBIA General	AR-0015	State Pool		11/01/08	Open	2000	None	2000	2.2891	2.2891	1.000000	17,374,917.83	17,374,917.83	0.00	1.000000	69,434,221.39	69,434,221.39	0.00
MB03-MBIA Road & Bridge	AR-0016	State Pool		11/01/08	Open	2000	None	2000	2.2891	2.2891	1.000000	2,856,438.24	2,856,438.24	0.00	1.000000	240,185.25	240,185.25	0.00
MB04-MBIA Drainage	AR-0017	State Pool		11/01/08	Open	2000	None	2000	2.2891	2.2891	1.000000	1,267,218.21	1,267,218.21	0.00	1.000000	10,409,237.20	10,409,237.20	0.00
MB06-MBIA Toll Rd. Operations	AR-0019	State Pool		11/01/08	Open	2000	None	2000	2.2891	2.2891	1.000000	3,143,377.27	3,143,377.27	0.00	1.000000	33,237,770.75	33,237,770.75	0.00
TT00-TX TERM General	AR-0022	State Pool		11/01/08	Open	2005	None	2005	2.1100	2.1100	1.000000	10,006,437.87	10,006,437.87	0.00	1.000000	1,077.12	1,077.12	0.00
TT02-TX TERM Toll Rd. Operation	AR-0024	State Pool		11/01/08	Open	2005	None	2005	2.1100	2.1100	0.000000	0.00	0.00	0.00	1.000000	1,075.88	1,075.88	0.00
TT04-TX TERM Road & Bridge	AR-0026	State Pool		11/01/08	Open	2005	None	2005	2.1100	2.1100	1.000000	10,463.28	10,463.28	0.00	1.000000	1,073.92	1,073.92	0.00
TT05-TX TERM Drainage	AR-0027	State Pool		11/01/08	Open	2005	None	2005	2.1100	2.1100	1.000000	109,774.61	109,774.61	0.00	1.000000	356.27	356.27	0.00
LOG1-Logic- General	AR-0028	State Pool		11/10/08	Open	200	None	200	2.1619	2.1619	1.000000	10,000,000.00	10,000,000.00	0.00	1.000000	46,138,226.35	46,138,226.35	0.00
LOG2-Logic-Toll Rd.Operations	AR-0029	State Pool		11/10/08	Open	200	None	200	2.1619	2.1619	1.000000	2,000,000.00	2,000,000.00	0.00	1.000000	10,248,858.23	10,248,858.23	0.00
LOG5-Logic-Drainage	AR-0032	State Pool		11/10/08	Open	200	None	200	2.1619	2.1619	1.000000	500,000.00	500,000.00	0.00	1.000000	7,967,109.13	7,967,109.13	0.00
LOG8-Logic-Road & Bridge	AR-0035	State Pool		11/10/08	Open	200	None	200	2.1619	2.1619	1.000000	1,000,000.00	1,000,000.00	0.00	1.000000	10,081,662.14	10,081,662.14	0.00
MB12-MBIA ESD 100 AGREEMENT	AR-0041	State Pool		08/31/16	Open	2000	None	2000	2.2891	2.2891	1.000000	3,900,000.00	3,900,000.00	0.00	1.000000	9,538,203.63	9,538,203.63	0.00
MB13-MBIA ASSISTANCE DIST #1	AR-0042	State Pool		08/31/16	Open	2000	None	2000	2.2891	2.2891	1.000000	10,000,000.00	10,000,000.00	0.00	1.000000	11,055,959.22	11,055,959.22	0.00
MB14-MBIA GR PARKWAY OPERATIONS	AR-0043	State Pool		08/31/16	Open	2000	None	2000	2.2891	2.2891	1.000000	8,500,000.00	8,500,000.00	0.00	1.000000	28,282,775.98	28,282,775.98	0.00
LO10-LOGIC-COUNTY'S CARE ACT	AR-0047	State Pool		05/12/20	Open	200	None	200	2.1619	2.1619	1.000000	67,000,000.00	67,000,000.00	0.00	1.000000	6,038,270.02	6,038,270.02	0.00
MB18-MBIA COUNTY'S CARES ACT	AR-0048	State Pool		05/12/20	Open	2000	None	2000	2.2891	2.2891	1.000000	67,000,000.00	67,000,000.00	0.00	1.000000	12,153,214.96	12,153,214.96	0.00
MB19-MBIA FBC ASSIST. DIST. #2	AR-0049	State Pool		05/13/20	Open	2000	None	2000	2.2891	2.2891	1.000000	2,500,000.00	2,500,000.00	0.00	1.000000	8,050,005.56	8,050,005.56	0.00
MB20- MBIA FBC ASSIST. DIST. #4	AR-0050	State Pool		05/13/20	Open	2000	None	2000	2.2891	2.2891	1.000000	1,250,000.00	1,250,000.00	0.00	1.000000	1,762,766.71	1,762,766.71	0.00
MB21-MBIA FBC ASSIST. DIST. #6	AR-0051	State Pool		05/13/20	Open	2000	None	2000	2.2891	2.2891	1.000000	2,000,000.00	2,000,000.00	0.00	1.000000	2,822,387.19	2,822,387.19	0.00
MB23-MBIA JUVENILE	AR-0053	State Pool		05/13/20	Open	2000	None	2000	2.2891	2.2891	1.000000	8,000,000.00	8,000,000.00	0.00	1.000000	5,853,103.63	5,853,103.63	0.00
MB24-MBIA DEBT SERVICE	AR-0054	State Pool		05/13/20	Open	2000	None	2000	2.2891	2.2891	1.000000	21,000,000.00	21,000,000.00	0.00	1.000000	10,660,675.10	10,660,675.10	0.00
MB25-MBIA DRAINAGE DEBT SERVICE	AR-0055	State Pool		05/13/20	Open	2000	None	2000	2.2891	2.2891	1.000000	1,000,000.00	1,000,000.00	0.00	1.000000	3,951,127.19	3,951,127.19	0.00
MB26-FACILITIES BOND 2018	AR-0056	State Pool		05/13/20	Open	2000	None	2000	2.2891	2.2891	1.000000	14,000,000.00	14,000,000.00	0.00	1.000000	5,223,865.63	5,223,865.63	0.00
MB27-MBIA TX HERITAGE PARKWAY	AR-0057	State Pool		05/13/20	Open	2000	None	2000	2.2891	2.2891	1.000000	17,000,000.00	17,000,000.00	0.00	1.000000	2,424,698.85	2,424,698.85	0.00
MB28-MBIA GRAND PARKWAY 2021	AR-0059	State Pool		08/02/21	Open	2000	None	2000	2.2891	2.2891	1.000000	25,000,000.00	25,000,000.00	0.00	1.000000	25,466,582.93	25,466,582.93	0.00
MB29-MBIA SR LIEN TOLL RD 2021	AR-0060	State Pool		08/02/21	Open	2000	None	2000	2.2891	2.2891	1.000000	68,000,000.00	68,000,000.00	0.00	1.000000	48,846,748.56	48,846,748.56	0.00
MB30-MBIA FLOOD PRO DRAINAGE 20	AR-0061	State Pool		08/02/21	Open	2000	None	2000	2.2891	2.2891	1.000000	10,000,000.00	10,000,000.00	0.00	1.000000	16,845,109.09	16,845,109.09	0.00
MB31-MBIA FBC ASSIST DIST #9	AR-0062	State Pool		03/11/22	Open	2000	None	2000	2.2891	2.2891	1.000000	2,000,000.00	2,000,000.00	0.00	1.000000	2,513,096.43	2,513,096.43	0.00
MB32-MBIA FBC ASSIST DIST #11	AR-0063	State Pool		03/11/22	Open	2000	None	2000	2.2891	2.2891	1.000000	3,000,000.00	3,000,000.00	0.00	1.000000	4,523,602.24	4,523,602.24	0.00
MB36-MBIA FEE OFFICER	AR-0065	State Pool		03/14/22	Open	2000	None	2000	2.2891	2.2891	1.000000	3,000,000.00	3,000,000.00	0.00	1.000000	1,802,141.64	1,802,141.64	0.00
MB37-MBIA FBC ASSIST DIST #7	AR-0066	State Pool		03/14/22	Open	2000	None	2000	2.2891	2.2891	1.000000	1,000,000.00	1,000,000.00	0.00	1.000000	1,507,503.40	1,507,503.40	0.00
MB38-MBIA 2020A FBC TAX NOTE	AR-0067	State Pool		03/14/22	Open	2000	None	2000	2.2891	2.2891	1.000000	2,000,000.00	2,000,000.00	0.00	1.000000	1,309,121.70	1,309,121.70	0.00
MB34-MBIA CERT OF OBLIGATION 22	AR-0068	State Pool		03/03/22	Open	2000	None	2000	2.2891	2.2891	1.000000	10,000,000.00	10,000,000.00	0.00	0.000000	0.00	0.00	0.00
MB35-MBIA MOBILITY PROJ. 2022	AR-0069	State Pool		03/28/22	Open	2000	None	2000	2.2891	2.2891	1.000000	15,000,000.00	15,000,000.00	0.00	0.000000	0.00	0.00	0.00
LO11-Logic-Moblity Proj 2022	AR-0070	State Pool		04/01/22	Open	200	None	200	2.1619	2.1619	1.000000	11,000,000.00	11,000,000.00	0.00	1.000000	6,044,417.93	6,044,417.93	0.00
LO12-Logic-Cert of Oblig 22	AR-0071	State Pool		04/01/22	Open	200	None	200	2.1619	2.1619	1.000000	11,000,000.00	11,000,000.00	0.00	1.000000	6,445,826.92	6,445,826.92	0.00
State Pool Total									**2.2603**	**2.2603**	**1.000000**	**432,418,627.31**	**432,418,627.31**	**0.00**	**1.000000**	**410,882,058.14**	**410,882,058.14**	**0.00**
Investment Total									**1.8878**	**1.8878**	**1.000000**	**642,613,115.83**	**642,613,115.83**	**0.00**	**1.000000**	**636,698,124.98**	**636,698,124.98**	**0.00**

Open Investments
Ft. Bend County
Effective Interest - Actual Life
Receipts in Period
08/31/22

Showing Ending Par Val/Shares: $636,698,124.98

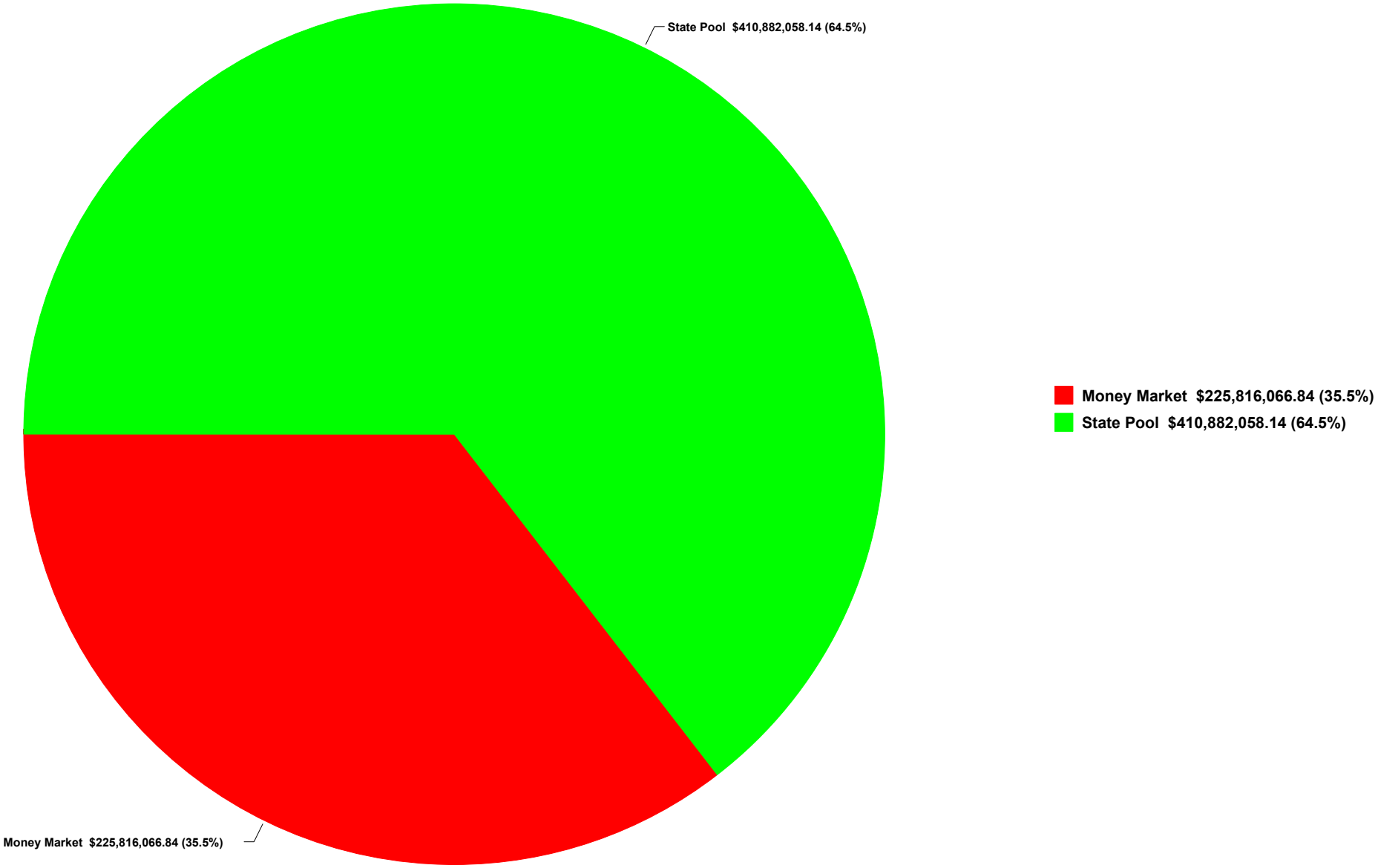

FBC INVESTMENT TRAILING 12 MONTHS

Open Investments		FARMERS MAC DN	FFCB	FHLB	FHLMC	FNMA	FNMA DISCOUNT NOTE	State Pool	Prosperity Money Market	Prosperity - Invst. Acct.
$ 639,189,312	8/31/2021	$ -	$ -	$ -	$ -	$ -	$ -	$ 472,609,124	$ 166,580,188	$ -
$ 615,430,996	9/30/2021	$ -	$ -	$ -	$ -	$ -	$ -	$ 473,626,947	$ 141,804,049	$ -
$ 590,225,881	10/31/2021	$ -	$ -	$ -	$ -	$ -	$ -	$ 463,627,607	$ 126,598,274	$ -
$ 549,809,193	11/30/2021	$ -	$ -	$ -	$ -	$ -	$ -	$ 439,646,883	$ 126,598,274	$ -
$ 561,165,551	12/31/2021	$ -	$ -	$ -	$ -	$ -	$ -	$ 439,672,912	$ 121,492,639	$ -
$ 738,368,878	1/31/2022	$ -	$ -	$ -	$ -	$ -	$ -	$ 591,714,806	$ 146,654,072	$ -
$ 748,933,656	2/28/2022	$ -	$ -	$ -	$ -	$ -	$ -	$ 617,274,169	$ 131,659,487	$ -
$ 777,559,316	3/31/2022	$ -	$ -	$ -	$ -	$ -	$ -	$ 653,121,342	$ 124,437,974	$ -
$ 743,346,280	4/30/2022	$ -	$ -	$ -	$ -	$ -	$ -	$ 672,068,903	$ 71,277,377	$ -
$ 709,532,923	5/31/2022	$ -	$ -	$ -	$ -	$ -	$ -	$ 641,573,367	$ 67,959,556	$ -
$ 756,138,796	6/30/2022	$ -	$ -	$ -	$ -	$ -	$ -	$ 395,117,356	$ 361,021,440	$ -
$ 717,814,138	7/31/2022	$ -	$ -	$ -	$ -	$ -	$ -	$ 383,523,758	$ 334,290,380	$ -
$ 636,698,125	8/31/2022	$ -	$ -	$ -	$ -	$ -	$ -	$ 410,882,058	$ 225,816,067	$ -

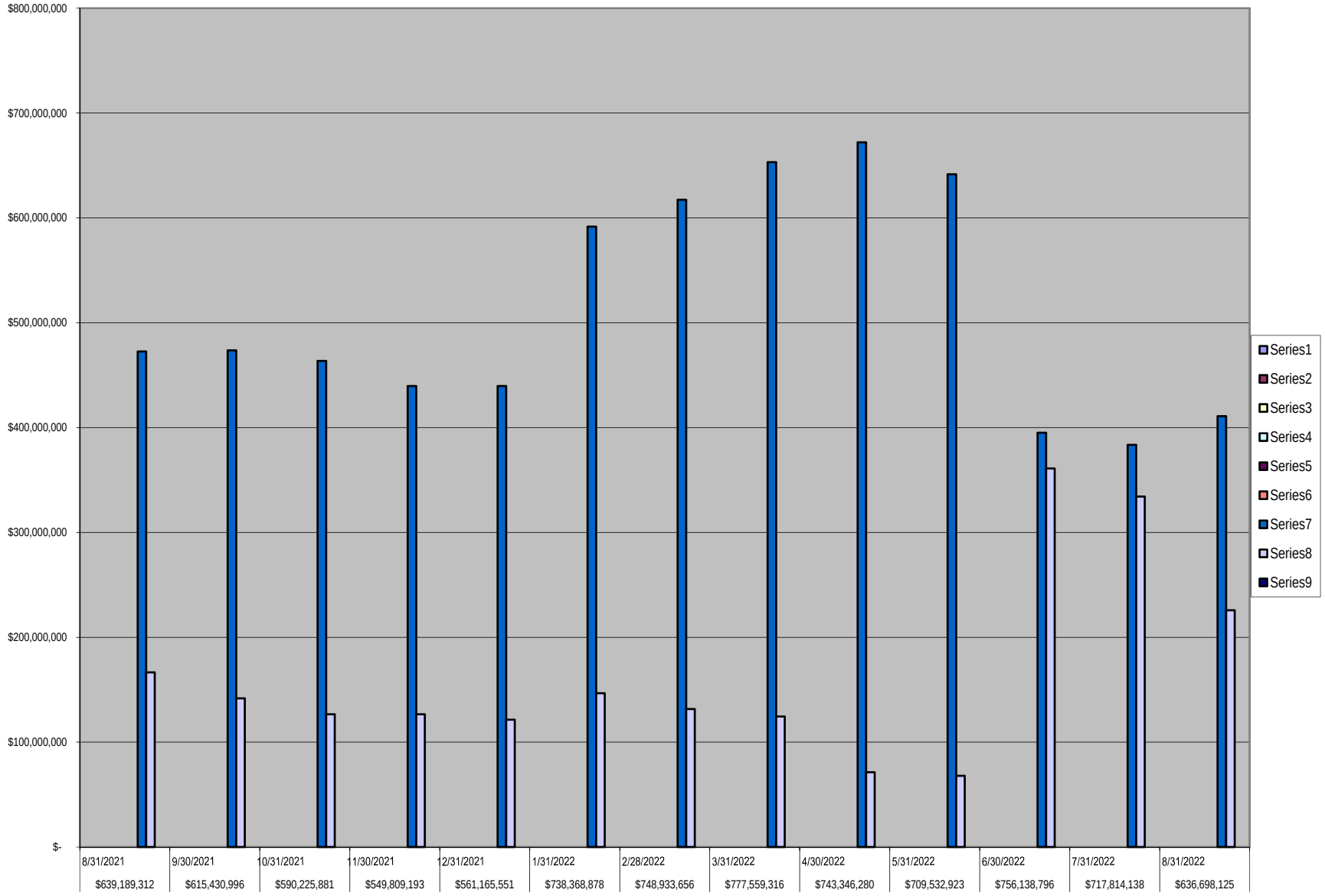
$800,000,000
$700,000,000
$600,000,000
$500,000,000
$400,000,000
$300,000,000
$200,000,000
$100,000,000
$-
8/31/2021
$639,189,312
9/30/2021
$615,430,996
10/31/2021
$590,225,881
11/30/2021
$549,809,193
12/31/2021
$561,165,551
1/31/2022
$738,368,878
2/28/2022
$748,933,656
3/31/2022
$777,559,316
4/30/2022
$743,346,280
5/31/2022
$709,532,923
6/30/2022
$756,138,796
7/31/2022
$717,814,138
8/31/2022
$636,698,125
Series1
Series2
Series3
Series4
Series5
Series6
Series7
Series8
Series9

CADENCE
BANK

09/14/2022

To Whom It May Concern,

In accordance with Cadence Bank's Depository Bid, the interest rate for the month of August 2022 is a fixed rate of 0.25% for all Fort Bend County interest-bearing accounts except the below.

Account 5500272066, 5500272637, 5500272660, 5500272678, 5500272686 had a fixed rate of 2.10%

Sincerely,

Jessica Escamilla

Jessica Escamilla
Implementation Project Partner
Cadence Bank N.A.

Texas CLASS

AVERAGE MONTHLY YIELD: 2.2891%

Date	Texas CLASS Dividend Rate	Daily Yield
08/01/2022	0.000058308	2.1283%
08/02/2022	0.000059435	2.1694%
08/03/2022	0.000059760	2.1813%
08/04/2022	0.000060899	2.2228%
08/05/2022	0.000183255	2.2296%
08/06/2022	0.000000000	2.2296%
08/07/2022	0.000000000	2.2296%
08/08/2022	0.000061074	2.2292%
08/09/2022	0.000061408	2.2414%
08/10/2022	0.000061593	2.2482%
08/11/2022	0.000061795	2.2556%
08/12/2022	0.000186144	2.2648%
08/13/2022	0.000000000	2.2648%
08/14/2022	0.000000000	2.2648%
08/15/2022	0.000062376	2.2767%
08/16/2022	0.000062541	2.2828%
08/17/2022	0.000063191	2.3065%
08/18/2022	0.000063444	2.3157%
08/19/2022	0.000192123	2.3376%
08/20/2022	0.000000000	2.3375%
08/21/2022	0.000000000	2.3375%
08/22/2022	0.000063538	2.3192%
08/23/2022	0.000063674	2.3241%
08/24/2022	0.000064221	2.3441%
08/25/2022	0.000064409	2.3510%
08/26/2022	0.000195057	2.3732%
08/27/2022	0.000000000	2.3732%
08/28/2022	0.000000000	2.3732%
08/29/2022	0.000064880	2.3791%
08/30/2022	0.000065826	2.3918%
08/31/2022	0.000065189	2.3794%

Performance results are shown net of all fees and expenses and reflect the reinvestment of dividends and other earnings. Many factors affect performance including changes in market conditions and interest rates and in response to other economic, political, or financial developments. Investment involves risk including the possible loss of principal. No assurance can be given that the performance objectives of a given strategy will be achieved. **Past performance is no guarantee of future results. Any financial and/or investment decision may incur losses.**

TEXAS RANGE

August 31, 2022

TexasDAILY

Current Yield[1]: 2.18%

Historical Rates Monthly Distribution Yields[2]

	2012	2013	2014	2015	2016	2017	2018	2019	2020	2021	2022
January	0.08%	0.12%	0.04%	0.07%	0.35%	0.58%	1.34%	2.40%	1.61%	0.07%	0.02%
February	0.10%	0.10%	0.04%	0.08%	0.39%	0.59%	1.40%	2.40%	1.58%	0.05%	0.02%
March	0.10%	0.10%	0.04%	0.09%	0.41%	0.66%	1.50%	2.41%	1.20%	0.05%	0.14%
April	0.10%	0.08%	0.04%	0.09%	0.42%	0.75%	1.65%	2.42%	0.83%	0.05%	0.30%
May	0.12%	0.08%	0.04%	0.09%	0.43%	0.76%	1.75%	2.41%	0.41%	0.04%	0.68%
June	0.13%	0.05%	0.04%	0.09%	0.44%	0.85%	1.85%	2.41%	0.24%	0.03%	1.00%
July	0.13%	0.05%	0.05%	0.10%	0.45%	0.96%	1.96%	2.38%	0.22%	0.02%	1.49%
August	0.13%	0.05%	0.06%	0.11%	0.47%	1.00%	1.99%	2.21%	0.16%	0.02%	2.11%
September	0.13%	0.05%	0.06%	0.13%	0.50%	1.03%	2.03%	2.15%	0.14%	0.02%	
October	0.13%	0.04%	0.06%	0.15%	0.47%	1.05%	2.15%	1.97%	0.12%	0.02%	
November	0.13%	0.04%	0.06%	0.15%	0.45%	1.09%	2.21%	1.74%	0.10%	0.02%	
December	0.13%	0.04%	0.07%	0.23%	0.50%	1.21%	2.32%	1.66%	0.09%	0.02%	

Call toll-free
1-866-839-8376

Past performance is not indicative of future results and yields may vary.

(1) The current yield, which is also known as the current annualized yield or current seven-day yield, represents the net change, exclusive of capital changes and income other than investment income, in the value of a hypothetical account with a balance of one share (normally $1.00 per share) over a seven-day base period expressed as a percentage of the value of one share at the beginning of the seven-day period. This resulting net change in account value is then annualized by multiplying it by 365 and dividing the result by 7. The yields shown may reflect fee waivers by service providers that subsidize and reduce the total operating expenses of the TexasDAILY portfolio. Portfolio yields would be lower if there were no such waivers.

(2) The monthly distribution yield represents the sum of a month's one-day allocation factors divided by the number of days in that month, and multiplied by 365. The yields shown may reflect fee waivers by service providers that subsidize and reduce the total operating expenses of the TexasDAILY portfolio. Portfolio yields would be lower if there were no such waivers.

This information is for institutional investors, not for further distribution to retail investors, and does not represent an offer to sell or a solicitation of an offer to buy or sell any fund or other security. Investors should consider the Texas Range Investment Program's (the "Program's") investment objectives, risks, charges and expenses before investing. This and other information about the Program is available in the Program's Information Statement, which should be read carefully before investing. A copy of the Program's Information Statement may be obtained by calling 1-866-839-8376 or is available on the Program's website at www.texas-range.com. While TexasDAILY and TexasDAILY Select seek to maintain a stable net asset value of $1.00 per share and TexasTERM seeks to achieve a net asset value of $1.00 per share at its stated maturity, it is possible to lose money investing in the Program. An investment in the Program is not insured or guaranteed by the Federal Deposit Insurance Corporation or any other governmental agency. Shares of the Program are distributed by ***PFM Fund Distributors, Inc.****, member Financial Industry Regulatory Authority (FINRA) (www.finra.org) and Securities Investor Protection Corporation (SIPC) (www.sipc.org). PFM Fund Distributors, Inc. is an affiliate of PFM Asset Management LLC.*

LOGIC VERSUS 90-DAY TREASURY BILL

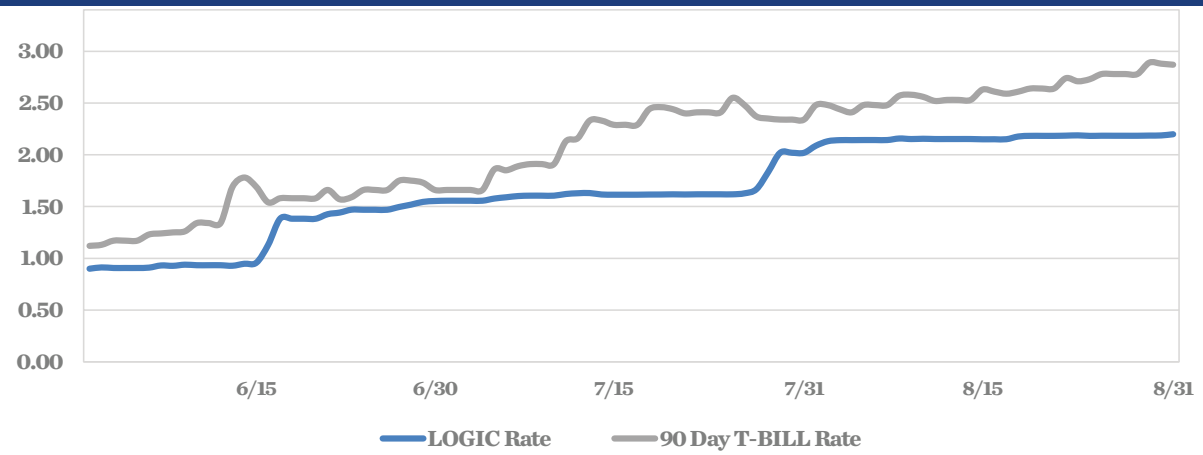

This material is for information purposes only. This information does not represent an offer to buy or sell a security. The above rate information is obtained from sources that are believed to be reliable; however, its accuracy or completeness may be subject to change. The LOGIC management fee may be waived in full or in part at the discretion of the LOGIC co-administrators and the LOGIC rate for the period shown reflects waiver of fees. This table represents historical investment performance/return to the customer, net of fees, and is not an indication of future performance. An investment in the security is not insured or guaranteed by the Federal Deposit Insurance Corporation or any other government agency. Although the issuer seeks to preserve the value of an investment of $1.00 per share, it is possible to lose money by investing in the security. Information about these and other program details are in the fund's Information Statement which should be read carefully before investing. The yield on the 90-Day Treasury Bill ("T-Bill Yield") is shown for comparative purposes only. When comparing the investment returns of the LOGIC pool to the T-Bill Yield, you should know that the LOGIC pool consists of allocations of specific diversified securities as detailed in the respective Information Statements. The T-Bill Yield is taken from Bloomberg Finance L.P. and represents the daily closing yield on the then current 90-Day T-Bill. The LOGIC yield is calculated in accordance with regulations governing the registration of open-end management investment companies under the Investment Company Act of 1940 as promulgated from time to time by the federal Securities and Exchange Commission.

DAILY SUMMARY FOR AUGUST 2022

DATE	MNY MKT FUND EQUIV. [SEC Std.]	DAILY ALLOCATION FACTOR	INVESTED BALANCE	MARKET VALUE PER SHARE	WAM DAYS (1)	WAL DAYS (2)
8/1/2022	2.0869%	0.000057176	$8,499,780,162.48	0.999388	30	61
8/2/2022	2.1302%	0.000058362	$8,505,314,687.91	0.999403	32	63
8/3/2022	2.1408%	0.000058651	$8,504,843,856.38	0.999414	31	62
8/4/2022	2.1408%	0.000058652	$8,484,121,135.76	0.999433	31	63
8/5/2022	2.1418%	0.000058680	$8,414,873,998.67	0.999337	30	62
8/6/2022	2.1418%	0.000058680	$8,414,873,998.67	0.999337	30	62
8/7/2022	2.1418%	0.000058680	$8,414,873,998.67	0.999337	30	62
8/8/2022	2.1567%	0.000059087	$8,231,673,898.35	0.999438	30	63
8/9/2022	2.1513%	0.000058940	$8,201,264,424.12	0.999452	30	63
8/10/2022	2.1542%	0.000059019	$8,226,217,295.31	0.999470	29	62
8/11/2022	2.1515%	0.000058945	$8,111,943,728.94	0.999486	29	61
8/12/2022	2.1516%	0.000058948	$8,053,036,680.44	0.999427	28	59
8/13/2022	2.1516%	0.000058948	$8,053,036,680.44	0.999427	28	59
8/14/2022	2.1516%	0.000058948	$8,053,036,680.44	0.999427	28	59
8/15/2022	2.1490%	0.000058878	$7,981,393,191.93	0.999566	27	59
8/16/2022	2.1494%	0.000058889	$8,002,573,469.71	0.999592	27	59
8/17/2022	2.1497%	0.000058897	$8,043,676,113.02	0.999613	28	58
8/18/2022	2.1760%	0.000059616	$8,019,968,396.20	0.999621	28	59
8/19/2022	2.1822%	0.000059787	$7,977,642,453.33	0.999556	28	58
8/20/2022	2.1822%	0.000059787	$7,977,642,453.33	0.999556	28	58
8/21/2022	2.1822%	0.000059787	$7,977,642,453.33	0.999556	28	58
8/22/2022	2.1842%	0.000059841	$7,962,211,614.17	0.999665	28	58
8/23/2022	2.1870%	0.000059917	$7,988,271,433.61	0.999669	27	58
8/24/2022	2.1819%	0.000059778	$7,986,184,657.93	0.999681	27	57
8/25/2022	2.1835%	0.000059823	$8,040,952,652.28	0.999679	27	56
8/26/2022	2.1832%	0.000059815	$8,061,625,148.87	0.999607	25	54
8/27/2022	2.1832%	0.000059815	$8,061,625,148.87	0.999607	25	54
8/28/2022	2.1832%	0.000059815	$8,061,625,148.87	0.999607	25	54
8/29/2022	2.1849%	0.000059860	$8,023,624,685.65	0.999774	25	54
8/30/2022	2.1863%	0.000059898	$7,959,084,987.71	0.999772	25	55
8/31/2022	2.1977%	0.000060212	$7,856,146,571.21	0.999771	26	59
Average	**2.1619%**	**0.000059230**	**$8,133,896,187.31**		**28**	**59**

Cadence Bank
Money Market Accounts
August 31, 2022

FUND	DESCRIPTION	BEGINNING BALANCE	DEPOSITS	WITH-DRAWALS	INTEREST	ENDING BALANCE
100	General Operating	80,593,747.50	64,781,928.46	93,266,047.48	108,655.92	52,218,284.40
150	Juvenile Operations	500,760.21	1,706,179.35	1,951,133.82	72.21	255,877.95
155	Road & Bridge	130,936.31	2,617,137.71	2,370,448.88	108.99	377,734.13
160	Drainage District	197,469.44	575,718.07	684,673.88	26.60	88,540.23
165	Lateral Road	1,325,070.25	-		281.35	1,325,351.60
170	Statue Restoration	4,623.35	-	-	0.98	4,624.33
175	City Water Assistance	3,114.12	198.00	-	0.70	3,312.82
185	Entex Contributions	4.71	-	-	-	4.71
190	H L & P Assistance	24,463.68	-	2,912.18	4.90	21,556.40
195	County Law Library	1,233,513.43	36,009.60	37,298.30	261.68	1,232,486.41
200	Law Enforcement Academy	572,447.81	945.00	26,053.09	118.47	547,458.19
205	Surface Water Supply Corp.	8,355.89	-	-	1.77	8,357.66
206	Industrial Development Corp	4,435.17	-	-	0.94	4,436.11
207	FBC Historical Commission	7,209.27	-	100.00	1.53	7,110.80
215	Library Donations	101,594.77	417.27	2,192.85	21.30	99,840.49
225	FBC Asset Forfei.Task-State	1,679,415.49	-	6,669.87	355.66	1,673,101.28
235	Probate Court Training	164,465.58	1,000.02	-	35.02	165,500.62
245	Alert Program-Juvenile	55,855.49	-	-	11.86	55,867.35
255	D A Asset Forfeiture-Fed.	55.55	-	-	0.01	55.56
265	Gus George Memorial	4,699.68		-	1.00	4,700.68
275	D A Special Fund Run	8,168.98	-	-	1.73	8,170.71
280	Co.Atty.Supplemental Salary	211,369.87	-	6,763.48	44.18	204,650.57
290	VIT Interest (Tax Coll)	65,446.10	5,747.78	5,876.82	14.74	65,331.80
300	FBC Elections	140,240.53	114,780.45	27,808.68	43.01	227,255.31
305	FBC Asset Forfie.Task-Fed.	0.28	-	0.28	-	-
310	Sheriff Ofc/Forfei.Assets-St.	564,237.63	14,717.48	54,239.06	116.18	524,832.23
315	Sheriff Ofc/Forfei.Assets-Fed.	37,070.19	-	-	7.87	37,078.06
320	Constable Pct. 2 F/A	24.09	-	-	0.01	24.10
322	Constable Pct 3 F/A	8,266.46	-	-	1.76	8,268.22
324	Constable Pct 1 F/A	0.76	-	-	-	0.76
332	Fire Marshal St. Ass't. Forfeiture	704.74	-	-	0.15	704.89
335	DA Asset Forfeit.-State	833,412.39	-	13,934.40	175.53	819,653.52
360	Law Enforcement Training	148,962.06	-	9,636.83	31.23	139,356.46
390	Child Protective Service IV-E	37,857.51	-	9,127.43	7.20	- 28,737.28

Cadence Bank
Money Market Accounts
August 31, 2022

402	Hope 3 Program Sales	61.07	-	-	0.01	61.08
410	Child Support IVD Reimb.	170,652.85	1,615.26	-	36.31	172,304.42
415	Local Law Enf.Block Grant	34,658.75	-	8,011.11	6.98	26,654.62
440	Supervision	4,410,656.34	243,977.89	434,115.96	909.06	4,221,427.33
470	FBC Assist District #16	102,415.20	16,002.54	6,752.39	23.61	111,688.96
471	FBC Assist District #17	1,565.94	1,194.94	-	0.50	2,761.38
472	FBC Assist District #18	41,444.92	2,459.02	-	9.14	43,913.08
473	FBC Assist District #19	66,292.08	19,328.94	9,080.54	16.14	76,556.62
474	FBC Assist District #20	277,020.89	10,028.20	5,797.79	59.92	281,311.22
475	FBC Assist District #21	5,501.19	341.94	-	1.21	5,844.34
476	FBC Assist District #22	805,018.36	49,068.77	-	177.65	854,264.78
600/605	Debt Service Account	1,221,290.58	18,192,297.92	19,131,304.07	371.32	282,655.75
610	Drainage Debt Service	204,464.03	279,293.35	469,100.00	39.98	14,697.36
750	Mission Bend/Four Corners	377,614.70	-	577.49	80.10	377,117.31
756	2018 Facilities Bond Projects	33,355.93	600,000.00	588,249.73	14.84	45,121.04
764	2020 Drainage Flood Projects	1,239,177.28	-	810,358.99	246.87	429,065.16
766	2020 Mobility - Tx Heritage Pkwy	197,283.82	100,000.00	-	43.26	297,327.08
768	2020A Tax Notes	198,730.54	-	-	42.20	198,772.74
771	2021 Tax Note Account	140,992.02	-	-	29.94	141,021.96
772	Certificate of Obligation 2022	49,634.16	2,263,656.68	2,057,472.59	28.91	255,847.16
774	2022 Mobility Projects	87,032.38	7,032,132.58	6,671,089.19	143.42	448,219.19
802	Sr. Lien Toll Rd Rev Bonds 2016	490,557.10	-	490,567.18	10.08	(0.00)
803	2021 FBCTRA Bond Projects	218,592.98	8,540,094.23	8,696,356.23	639.09	62,970.07
807	2021 Grand Pkwy Toll Rd Projects	143,895.65	2,309,313.00	2,125,921.69	52.32	327,339.28
810	Toll Road Operations	98,525,741.19	3,831,386.22	50,132,515.26	136,241.58	52,360,853.73
815	Grand Pkwy Toll Road Ops	44,055,544.67	4,141,187.40	21,016,938.13	48,225.18	27,228,019.12
990	County's Cares Act	80,493,073.48	336,183.37	14,963,033.43	127,354.06	65,993,577.48
TREA	Treasurer's Account	200,980.41	16,719,195.58	16,920,175.99	157.22	157.22
INVE	FBC Investment Account	-	66,000,000.00	66,000,000.00	-	-
850M	Boon-Chapman Medical	1,372,429.86	6,502,043.69	5,498,754.79	421.97	2,376,140.73
850D	Boon-Chapman Dental	1,024,337.20	250,147.00	197,999.97	206.74	1,076,690.97
882	Boon-Chapman 125	349,307.84	74,837.04	59,733.03	72.21	364,484.06
884	Fee Officer's Account	1,692,067.76	2,778,270.69	2,720,138.22	-	1,750,200.23
912	JP Credit Card Processing	66,718.74	353,827.50	390,743.24	16.11	29,819.11
908	EMS Credit Card Processing	32,768.97	90,427.57	73,663.62	10.68	49,543.60

Cadence Bank
Money Market Accounts
August 31, 2022

DACC	D A Credit Card Processing	5,574.31	17,116.95	20,268.12	1.31	2,424.45
PTCC	Public Transportation Credit Cards	2,272.81	12,880.18	14,854.39	0.54	299.14
CSCC	CSCD Credit Card	223,817.70	294,063.60	260,378.93	58.79	257,561.16
LBCC	Library Credit Card	855.05	6,965.55	7,685.00	0.24	135.84
JUCC	Juvenile Credit Card	343.97	1,496.26	1,680.33	0.09	159.99
SOCC	Sheriff Credit Card	25,898.36	30,508.63	30,751.99	4.25	25,659.25
TRCC	Toll Road Permit Credit Card	125.33	1,132.48	632.81	0.12	625.12
130	Assistant Dist Number 1	957,956.27	632,321.76	1,160,906.63	246.25	429,617.65
131	Assistant Dist Number 2	853,351.62	251,188.18	551,388.61	199.64	553,350.83
133	Assistant Dist Number 4	345,169.90	97,783.39	6,067.46	85.52	436,971.35
134	Assistant Dist Number 5	531,794.68	16,460.48	-	115.17	548,370.33
135	Assistant Dist Number 6	367,693.98	194,430.03	324,881.24	84.99	237,327.76
136	Assistant Dist Number 7	419,562.58	165,765.24	145,066.83	97.11	440,358.10
137	Assistant Dist Number 8	117,687.82	5,944.87	5,110.78	25.45	118,547.36
138	Assistant Dist Number 9	533,695.44	134,022.91	56,996.20	123.00	610,845.15
139	Assistant Dist Number 10	890,729.28	87,845.92	66,884.87	190.62	911,880.95
140	Assistant Dist Number 11	484,668.69	151,981.64	42,084.08	117.10	594,683.35
141	Assistant District Number 12	13,745.72	36,233.44	-	6.89	49,986.05
145	Emergency Svc Dist 100	1,429,026.08	-	1,000,000.00	289.72	429,315.80
CCCA	Non Fee Officer CC Clearing Acct	24,341.33	56,345.59	53,153.05	3.90	27,537.77
JPMT	Juror Payments	31,439.91	31,580.00	18,985.91	7.75	44,041.75
EPEC	Engineering Permitting E-Check	6,261.14	16,180.00	20,301.14	0.88	2,140.88
JP41	JP 4 E-Filing	1,686.67	24,718.00	24,434.67	0.70	1,970.70
JP12	JP 1-2 E-Filing	38.18	5,338.00	4,472.18	0.18	904.18
JP21	JP 2-1 E-Filing	2,762.48	24,046.25	24,877.73	0.73	1,931.73
JP11	JP 1-1 E-Filing	113.07	8,533.00	8,205.07	0.20	441.20
JP31	JP 3 E-Filing	1,190.04	19,208.25	15,616.29	0.62	4,782.62
	EMS Patient Acct Svcs ACH	0.22	604,947.54	604,769.54	0.27	178.49
	Change Fund Clearing Acct	(390.00)	3,812.00	4,372.00	-	(950.00)
DCJS	DC Jury Summons Postage	20,004.25		4.25	4.25	20,004.25
	Elections CC Account	85.04	192.80	8.04	0.03	269.83
	Total	334,290,380.09	213,526,133.45	322,428,206.10	427,759.40	225,816,066.84

Investment Report
Ft. Bend County
09/01/22 - 09/30/22

This report summarizes the investment position of Ft. Bend County for the period 09/01/22 to 09/30/22.

	08/31/22	09/30/22
Book Value	636,698,124.98	595,217,153.77
Market Value	636,698,124.98	595,217,153.77
Par Value	636,698,124.98	595,217,153.77
Change in Market Value		0.00
Weighted Average Maturity (in Days)	0	0
Weighted Average Yield-to-Maturity of Portfolio	1.8878%	2.1519%
Yield-to-Maturity of 90 Day T-Bill	2.8000%	3.1330%
Accrued Interest		0.00

This report is presented in accordance with the Texas Government Code Title 10 Section 2256.023. The below signed hereby certify that, to the best of their knowledge on the date this report was created, Ft. Bend County is in compliance with the provisions of Government Code 2256 and with the stated policies and strategies of Ft. Bend County.

Pamela Gubbels — 10/25/22

Director of Finance & Investments — Date

10/25/22

County Treasurer — Date

Investment Report
Ft. Bend County
09/01/22 - 09/30/22

Portfolio Composition - 08/31/22

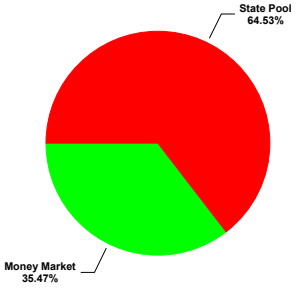

Portfolio Composition - 09/30/22

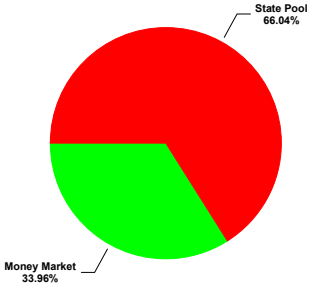

Maturity Aging - 08/31/22 vs 09/30/22

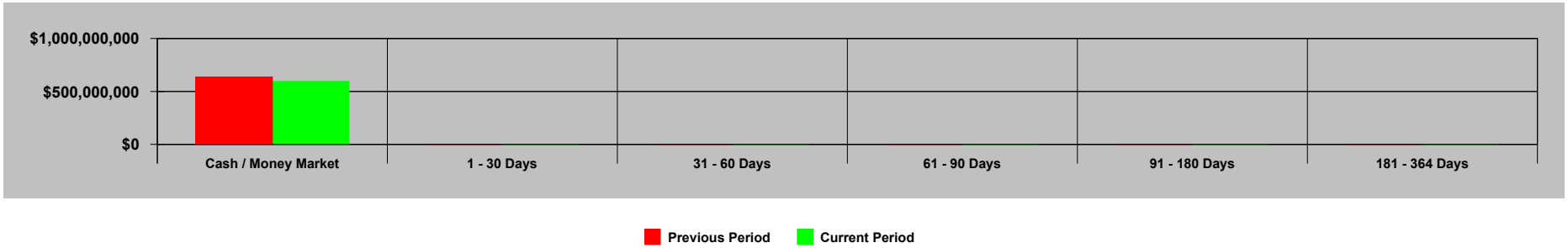

Portfolio Performance - 09/01/22 to 09/30/22

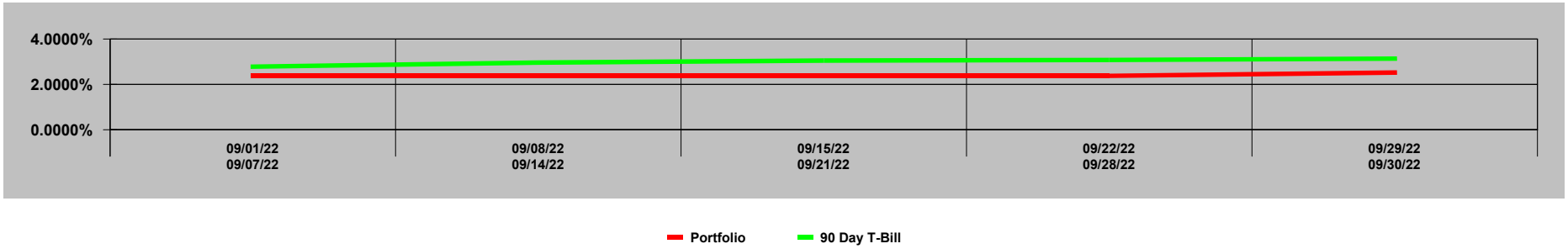

3

GASB 31 Compliance
Ft. Bend County
Effective Interest - Actual Life
Receipts in Period
09/01/22 - 09/30/22

CUSIP	Invest Number	Security Description	Purchase Date	Sale Date	Valuation Method	Yield Earned	Price Source 09/01/22	Beginning Unit Price	Par Value On 09/01/22	Reported Value 09/01/22	Purchase Cost	Sales Proceeds	Ending Unit Price	Par Value On 09/30/22	Price Source 09/30/22	Reported Value 09/30/22	Change in Fair Value	Interest	Net Investment Income
MB02-MBIA General	AR-0015	State Pool	11/01/08	Open	Fair Value	2.6816	Manual	1.000000	69,434,221.39	69,434,221.39	0.00	-155,193.86	1.000000	69,589,415.25	Manual	69,589,415.25	0.00	153,052.22	153,052.22
MB03-MBIA Road & Bridge	AR-0016	State Pool	11/01/08	Open	Fair Value	2.6816	Manual	1.000000	240,185.25	240,185.25	0.00	-529.42	1.000000	240,714.67	Manual	240,714.67	0.00	529.42	529.42
MB04-MBIA Drainage	AR-0017	State Pool	11/01/08	Open	Fair Value	2.6796	Manual	1.000000	10,409,237.20	10,409,237.20	0.00	477,954.16	1.000000	9,931,283.04	Manual	9,931,283.04	0.00	22,045.84	22,045.84
MB06-MBIA Toll Rd. Operations	AR-0019	State Pool	11/01/08	Open	Fair Value	2.6816	Manual	1.000000	33,237,770.75	33,237,770.75	0.00	-73,263.30	1.000000	33,311,034.05	Manual	33,311,034.05	0.00	73,263.30	73,263.30
TT00-TX TERM General	AR-0022	State Pool	11/01/08	Open	Fair Value	2.4284	Manual	1.000000	1,077.12	1,077.12	0.00	-2.15	1.000000	1,079.27	Manual	1,079.27	0.00	2.15	2.15
TT02-TX TERM Toll Rd. Operation	AR-0024	State Pool	11/01/08	Open	Fair Value	2.4312	Manual	1.000000	1,075.88	1,075.88	0.00	-2.15	1.000000	1,078.03	Manual	1,078.03	0.00	2.15	2.15
TT04-TX TERM Road & Bridge	AR-0026	State Pool	11/01/08	Open	Fair Value	2.4356	Manual	1.000000	1,073.92	1,073.92	0.00	-2.15	1.000000	1,076.07	Manual	1,076.07	0.00	2.15	2.15
TT05-TX TERM Drainage	AR-0027	State Pool	11/01/08	Open	Fair Value	2.4245	Manual	1.000000	356.27	356.27	0.00	-0.71	1.000000	356.98	Manual	356.98	0.00	0.71	0.71
LOG1-Logic- General	AR-0028	State Pool	11/10/08	Open	Fair Value	2.4755	Manual	1.000000	46,138,226.35	46,138,226.35	0.00	-93,881.07	1.000000	46,232,107.42	Manual	46,232,107.42	0.00	93,881.07	93,881.07
LOG2-Logic-Toll Rd.Operations	AR-0029	State Pool	11/10/08	Open	Fair Value	2.4755	Manual	1.000000	10,248,858.23	10,248,858.23	0.00	-20,854.17	1.000000	10,269,712.40	Manual	10,269,712.40	0.00	20,854.17	20,854.17
LOG5-Logic-Drainage	AR-0032	State Pool	11/10/08	Open	Fair Value	2.4755	Manual	1.000000	7,967,109.13	7,967,109.13	0.00	-16,211.30	1.000000	7,983,320.43	Manual	7,983,320.43	0.00	16,211.30	16,211.30
LOG8-Logic-Road & Bridge	AR-0035	State Pool	11/10/08	Open	Fair Value	2.4679	Manual	1.000000	10,081,662.14	10,081,662.14	0.00	980,969.18	1.000000	9,100,692.96	Manual	9,100,692.96	0.00	19,030.82	19,030.82
MB12-MBIA ESD 100 AGREEMENT	AR-0041	State Pool	08/31/16	Open	Fair Value	2.6816	Manual	1.000000	9,538,203.63	9,538,203.63	0.00	-21,024.30	1.000000	9,559,227.93	Manual	9,559,227.93	0.00	21,024.30	21,024.30
MB13-MBIA ASSISTANCE DIST #1	AR-0042	State Pool	08/31/16	Open	Fair Value	2.6816	Manual	1.000000	11,055,959.22	11,055,959.22	0.00	-24,369.75	1.000000	11,080,328.97	Manual	11,080,328.97	0.00	24,369.75	24,369.75
MB14-MBIA GR PARKWAY OPERATIONS	AR-0043	State Pool	08/31/16	Open	Fair Value	2.6816	Manual	1.000000	28,282,775.98	28,282,775.98	0.00	-62,341.42	1.000000	28,345,117.40	Manual	28,345,117.40	0.00	62,341.42	62,341.42
LO10-LOGIC-COUNTY'S CARE ACT	AR-0047	State Pool	05/12/20	Open	Fair Value	2.4755	Manual	1.000000	6,038,270.02	6,038,270.02	0.00	-12,286.55	1.000000	6,050,556.57	Manual	6,050,556.57	0.00	12,286.55	12,286.55
MB18-MBIA COUNTY'S CARES ACT	AR-0048	State Pool	05/12/20	Open	Fair Value	2.6816	Manual	1.000000	12,153,214.96	12,153,214.96	0.00	-26,788.36	1.000000	12,180,003.32	Manual	12,180,003.32	0.00	26,788.36	26,788.36
MB19-MBIA FBC ASSIST. DIST. #2	AR-0049	State Pool	05/13/20	Open	Fair Value	2.6816	Manual	1.000000	8,050,005.56	8,050,005.56	0.00	-17,743.98	1.000000	8,067,749.54	Manual	8,067,749.54	0.00	17,743.98	17,743.98
MB20- MBIA FBC ASSIST. DIST. #4	AR-0050	State Pool	05/13/20	Open	Fair Value	2.6816	Manual	1.000000	1,762,766.71	1,762,766.71	0.00	-3,885.53	1.000000	1,766,652.24	Manual	1,766,652.24	0.00	3,885.53	3,885.53
MB21-MBIA FBC ASSIST. DIST. #6	AR-0051	State Pool	05/13/20	Open	Fair Value	2.6816	Manual	1.000000	2,822,387.19	2,822,387.19	0.00	-6,221.16	1.000000	2,828,608.35	Manual	2,828,608.35	0.00	6,221.16	6,221.16
MB23-MBIA JUVENILE	AR-0053	State Pool	05/13/20	Open	Fair Value	2.6688	Manual	1.000000	5,853,103.63	5,853,103.63	0.00	988,403.13	1.000000	4,864,700.50	Manual	4,864,700.50	0.00	11,596.87	11,596.87
MB24-MBIA DEBT SERVICE	AR-0054	State Pool	05/13/20	Open	Fair Value	2.6816	Manual	1.000000	10,660,675.10	10,660,675.10	0.00	-23,498.48	1.000000	10,684,173.58	Manual	10,684,173.58	0.00	23,498.48	23,498.48
MB25-MBIA DRAINAGE DEBT SERVICE	AR-0055	State Pool	05/13/20	Open	Fair Value	2.6816	Manual	1.000000	3,951,127.19	3,951,127.19	0.00	-8,709.16	1.000000	3,959,836.35	Manual	3,959,836.35	0.00	8,709.16	8,709.16
MB26-FACILITIES BOND 2018	AR-0056	State Pool	05/13/20	Open	Fair Value	2.6694	Manual	1.000000	5,223,865.63	5,223,865.63	0.00	1,241,150.91	1.000000	3,982,714.72	Manual	3,982,714.72	0.00	9,849.09	9,849.09
MB27-MBIA TX HERITAGE PARKWAY	AR-0057	State Pool	05/13/20	Open	Fair Value	2.6816	Manual	1.000000	2,424,698.85	2,424,698.85	0.00	-5,344.57	1.000000	2,430,043.42	Manual	2,430,043.42	0.00	5,344.57	5,344.57
Cadence-Money Market Accts	AR-0058	Money Market	01/31/21	Open	Fair Value	1.9363	Manual	1.000000	225,816,066.84	225,816,066.84	0.00	23,659,263.50	1.000000	202,156,803.34	Manual	202,156,803.34	0.00	358,112.47	358,112.47
MB28-MBIA GRAND PARKWAY 2021	AR-0059	State Pool	08/02/21	Open	Fair Value	2.6794	Manual	1.000000	25,466,582.93	25,466,582.93	0.00	1,244,191.01	1.000000	24,222,391.92	Manual	24,222,391.92	0.00	55,808.99	55,808.99
MB29-MBIA SR LIEN TOLL RD 2021	AR-0060	State Pool	08/02/21	Open	Fair Value	2.6769	Manual	1.000000	48,846,748.56	48,846,748.56	0.00	5,093,664.84	1.000000	43,753,083.72	Manual	43,753,083.72	0.00	106,335.16	106,335.16
MB30-MBIA FLOOD PRO DRAINAGE 20	AR-0061	State Pool	08/02/21	Open	Fair Value	2.6816	Manual	1.000000	16,845,109.09	16,845,109.09	0.00	-37,130.30	1.000000	16,882,239.39	Manual	16,882,239.39	0.00	37,130.30	37,130.30
MB31-MBIA FBC ASSIST DIST #9	AR-0062	State Pool	03/11/22	Open	Fair Value	2.6816	Manual	1.000000	2,513,096.43	2,513,096.43	0.00	-5,539.42	1.000000	2,518,635.85	Manual	2,518,635.85	0.00	5,539.42	5,539.42
MB32-MBIA FBC ASSIST DIST #11	AR-0063	State Pool	03/11/22	Open	Fair Value	2.6816	Manual	1.000000	4,523,602.24	4,523,602.24	0.00	-9,971.00	1.000000	4,533,573.24	Manual	4,533,573.24	0.00	9,971.00	9,971.00
MB36-MBIA FEE OFFICER	AR-0065	State Pool	03/14/22	Open	Fair Value	2.6816	Manual	1.000000	1,802,141.64	1,802,141.64	0.00	-1,826.67	1.000000	1,803,968.31	Manual	1,803,968.31	0.00	3,968.31	3,968.31
MB37-MBIA FBC ASSIST DIST #7	AR-0066	State Pool	03/14/22	Open	Fair Value	2.6816	Manual	1.000000	1,507,503.40	1,507,503.40	0.00	-3,322.88	1.000000	1,510,826.28	Manual	1,510,826.28	0.00	3,322.88	3,322.88
MB38-MBIA 2020A FBC TAX NOTE	AR-0067	State Pool	03/14/22	Open	Fair Value	2.6816	Manual	1.000000	1,309,121.70	1,309,121.70	0.00	-2,885.61	1.000000	1,312,007.31	Manual	1,312,007.31	0.00	2,885.61	2,885.61
MB34-MBIA CERT OF OBLIGATION 22	AR-0068	State Pool	03/03/22	Open	Fair Value	0.0000	Manual	0.000000	0.00	0.00	0.00	0.00	0.000000	0.00	Manual	0.00	0.00	0.00	0.00
MB35-MBIA MOBILITY PROJ. 2022	AR-0069	State Pool	03/28/22	Open	Fair Value	0.0000	Manual	0.000000	0.00	0.00	0.00	0.00	0.000000	0.00	Manual	0.00	0.00	0.00	0.00
LO11-Logic-Moblity Proj 2022	AR-0070	State Pool	04/01/22	Open	Fair Value	2.2536	Manual	1.000000	6,044,417.93	6,044,417.93	0.00	6,040,127.98	1.000000	4,289.95	Manual	4,289.95	0.00	4,289.95	4,289.95
LO12-Logic-Cert of Oblig 22	AR-0071	State Pool	04/01/22	Open	Fair Value	2.4536	Manual	1.000000	6,445,826.92	6,445,826.92	0.00	2,388,075.92	1.000000	4,057,751.00	Manual	4,057,751.00	0.00	11,924.08	11,924.08
Investment Total						**2.3842**		**1.000000**	**636,698,124.98**	**636,698,124.98**	**0.00**	**41,480,971.21**	**1.000000**	**595,217,153.77**		**595,217,153.77**	**0.00**	**1,231,822.69**	**1,231,822.69**

Portfolio Position
Ft. Bend County
Effective Interest - Actual Life
Receipts in Period
09/01/22 - 09/30/22

CUSIP	Invest Number	Security Description	Purchase Date	Call Date	Par Value On 09/01/22	Par Value On 09/30/22	Market Val On 09/01/22	Market Val On 09/30/22	Purchase Cost	Sales Proceeds	Original Princ/Cost	Amor Value On 09/01/22	Amor Value On 09/30/22
130 - Assistance Dist #1													
State Pool													
MB13-MBIA ASSISTANCE DIST #1	AR-0042	State Pool	08/31/16	Open	11,055,959.22	11,080,328.97	11,055,959.22	11,080,328.97	0.00	0.00	10,000,000.00	11,055,959.22	11,080,328.97
State Pool Total					**11,055,959.22**	**11,080,328.97**	**11,055,959.22**	**11,080,328.97**	**0.00**	**0.00**	**10,000,000.00**	**11,055,959.22**	**11,080,328.97**
130 - Assistance Dist #1 Total					**11,055,959.22**	**11,080,328.97**	**11,055,959.22**	**11,080,328.97**	**0.00**	**0.00**	**10,000,000.00**	**11,055,959.22**	**11,080,328.97**
145 - ESD 100 Agreement													
State Pool													
MB12-MBIA ESD 100 AGREEMENT	AR-0041	State Pool	08/31/16	Open	9,538,203.63	9,559,227.93	9,538,203.63	9,559,227.93	0.00	0.00	3,900,000.00	9,538,203.63	9,559,227.93
State Pool Total					**9,538,203.63**	**9,559,227.93**	**9,538,203.63**	**9,559,227.93**	**0.00**	**0.00**	**3,900,000.00**	**9,538,203.63**	**9,559,227.93**
145 - ESD 100 Agreement Total					**9,538,203.63**	**9,559,227.93**	**9,538,203.63**	**9,559,227.93**	**0.00**	**0.00**	**3,900,000.00**	**9,538,203.63**	**9,559,227.93**
810 - FBC Toll Road Operations													
State Pool													
TT02-TX TERM Toll Rd. Operation	AR-0024	State Pool	11/01/08	Open	0.00	0.00	0.00	0.00	0.00	0.00	0.00	0.00	0.00
State Pool Total					**0.00**	**0.00**	**0.00**	**0.00**	**0.00**	**0.00**	**0.00**	**0.00**	**0.00**
810 - FBC Toll Road Operations Total					**0.00**	**0.00**	**0.00**	**0.00**	**0.00**	**0.00**	**0.00**	**0.00**	**0.00**
815 - Grand Parkway Operations													
State Pool													
MB14-MBIA GR PARKWAY OPERATIONS	AR-0043	State Pool	08/31/16	Open	28,282,775.98	28,345,117.40	28,282,775.98	28,345,117.40	0.00	0.00	8,500,000.00	28,282,775.98	28,345,117.40
State Pool Total					**28,282,775.98**	**28,345,117.40**	**28,282,775.98**	**28,345,117.40**	**0.00**	**0.00**	**8,500,000.00**	**28,282,775.98**	**28,345,117.40**
815 - Grand Parkway Operations Total					**28,282,775.98**	**28,345,117.40**	**28,282,775.98**	**28,345,117.40**	**0.00**	**0.00**	**8,500,000.00**	**28,282,775.98**	**28,345,117.40**
LO12 - Logic Cert of Obligation 2022													
State Pool													
LO12-Logic-Cert of Oblig 22	AR-0071	State Pool	04/01/22	Open	6,445,826.92	4,057,751.00	6,445,826.92	4,057,751.00	0.00	0.00	11,000,000.00	6,445,826.92	4,057,751.00
State Pool Total					**6,445,826.92**	**4,057,751.00**	**6,445,826.92**	**4,057,751.00**	**0.00**	**0.00**	**11,000,000.00**	**6,445,826.92**	**4,057,751.00**
LO12 - Logic Cert of Obligation 2022 Total					**6,445,826.92**	**4,057,751.00**	**6,445,826.92**	**4,057,751.00**	**0.00**	**0.00**	**11,000,000.00**	**6,445,826.92**	**4,057,751.00**
LO10 - LOGIC COUNTYS CARES ACT													
State Pool													
LO10-LOGIC-COUNTY'S CARE ACT	AR-0047	State Pool	05/12/20	Open	6,038,270.02	6,050,556.57	6,038,270.02	6,050,556.57	0.00	0.00	67,000,000.00	6,038,270.02	6,050,556.57
State Pool Total					**6,038,270.02**	**6,050,556.57**	**6,038,270.02**	**6,050,556.57**	**0.00**	**0.00**	**67,000,000.00**	**6,038,270.02**	**6,050,556.57**
LO10 - LOGIC COUNTYS CARES ACT Total					**6,038,270.02**	**6,050,556.57**	**6,038,270.02**	**6,050,556.57**	**0.00**	**0.00**	**67,000,000.00**	**6,038,270.02**	**6,050,556.57**
LOG5 - LOGIC DRAINAGE													
State Pool													
LOG5-Logic-Drainage	AR-0032	State Pool	11/10/08	Open	7,967,109.13	7,983,320.43	7,967,109.13	7,983,320.43	0.00	0.00	500,000.00	7,967,109.13	7,983,320.43
State Pool Total					**7,967,109.13**	**7,983,320.43**	**7,967,109.13**	**7,983,320.43**	**0.00**	**0.00**	**500,000.00**	**7,967,109.13**	**7,983,320.43**
LOG5 - LOGIC DRAINAGE Total					**7,967,109.13**	**7,983,320.43**	**7,967,109.13**	**7,983,320.43**	**0.00**	**0.00**	**500,000.00**	**7,967,109.13**	**7,983,320.43**
LOG1 - LOGIC GENERAL													
State Pool													
LOG1-Logic- General	AR-0028	State Pool	11/10/08	Open	46,138,226.35	46,232,107.42	46,138,226.35	46,232,107.42	0.00	0.00	10,000,000.00	46,138,226.35	46,232,107.42
State Pool Total					**46,138,226.35**	**46,232,107.42**	**46,138,226.35**	**46,232,107.42**	**0.00**	**0.00**	**10,000,000.00**	**46,138,226.35**	**46,232,107.42**
LOG1 - LOGIC GENERAL Total					**46,138,226.35**	**46,232,107.42**	**46,138,226.35**	**46,232,107.42**	**0.00**	**0.00**	**10,000,000.00**	**46,138,226.35**	**46,232,107.42**
LO11 - Logic Mobility Projects 2022													
State Pool													
LO11-Logic-Moblity Proj 2022	AR-0070	State Pool	04/01/22	Open	6,044,417.93	4,289.95	6,044,417.93	4,289.95	0.00	0.00	11,000,000.00	6,044,417.93	4,289.95
State Pool Total					**6,044,417.93**	**4,289.95**	**6,044,417.93**	**4,289.95**	**0.00**	**0.00**	**11,000,000.00**	**6,044,417.93**	**4,289.95**
LO11 - Logic Mobility Projects 2022 Total					**6,044,417.93**	**4,289.95**	**6,044,417.93**	**4,289.95**	**0.00**	**0.00**	**11,000,000.00**	**6,044,417.93**	**4,289.95**
LOG8 - LOGIC ROAD & BRIDGE													
State Pool													
LOG8-Logic-Road & Bridge	AR-0035	State Pool	11/10/08	Open	10,081,662.14	9,100,692.96	10,081,662.14	9,100,692.96	0.00	0.00	1,000,000.00	10,081,662.14	9,100,692.96
State Pool Total					**10,081,662.14**	**9,100,692.96**	**10,081,662.14**	**9,100,692.96**	**0.00**	**0.00**	**1,000,000.00**	**10,081,662.14**	**9,100,692.96**

Portfolio Position
Ft. Bend County
Effective Interest - Actual Life
Receipts in Period
09/01/22 - 09/30/22

CUSIP	Invest Number	Security Description	Purchase Date	Call Date	Par Value On 09/01/22	Par Value On 09/30/22	Market Val On 09/01/22	Market Val On 09/30/22	Purchase Cost	Sales Proceeds	Original Princ/Cost	Amor Value On 09/01/22	Amor Value On 09/30/22
LOG8 - LOGIC ROAD & BRIDGE Total					**10,081,662.14**	**9,100,692.96**	**10,081,662.14**	**9,100,692.96**	**0.00**	**0.00**	**1,000,000.00**	**10,081,662.14**	**9,100,692.96**
LOG2 - LOGIC TOLL OPERATIONS													
State Pool													
LOG2-Logic-Toll Rd.Operations	AR-0029	State Pool	11/10/08	Open	10,248,858.23	10,269,712.40	10,248,858.23	10,269,712.40	0.00	0.00	2,000,000.00	10,248,858.23	10,269,712.40
State Pool Total					**10,248,858.23**	**10,269,712.40**	**10,248,858.23**	**10,269,712.40**	**0.00**	**0.00**	**2,000,000.00**	**10,248,858.23**	**10,269,712.40**
LOG2 - LOGIC TOLL OPERATIONS Total					**10,248,858.23**	**10,269,712.40**	**10,248,858.23**	**10,269,712.40**	**0.00**	**0.00**	**2,000,000.00**	**10,248,858.23**	**10,269,712.40**
MB38 - MBIA 2020A FBC TAX NOTE													
State Pool													
MB38-MBIA 2020A FBC TAX NOTE	AR-0067	State Pool	03/14/22	Open	1,309,121.70	1,312,007.31	1,309,121.70	1,312,007.31	0.00	0.00	2,000,000.00	1,309,121.70	1,312,007.31
State Pool Total					**1,309,121.70**	**1,312,007.31**	**1,309,121.70**	**1,312,007.31**	**0.00**	**0.00**	**2,000,000.00**	**1,309,121.70**	**1,312,007.31**
MB38 - MBIA 2020A FBC TAX NOTE Total					**1,309,121.70**	**1,312,007.31**	**1,309,121.70**	**1,312,007.31**	**0.00**	**0.00**	**2,000,000.00**	**1,309,121.70**	**1,312,007.31**
MB21 - MBIA ASSIST DIST #6													
State Pool													
MB21-MBIA FBC ASSIST. DIST. #6	AR-0051	State Pool	05/13/20	Open	2,822,387.19	2,828,608.35	2,822,387.19	2,828,608.35	0.00	0.00	2,000,000.00	2,822,387.19	2,828,608.35
State Pool Total					**2,822,387.19**	**2,828,608.35**	**2,822,387.19**	**2,828,608.35**	**0.00**	**0.00**	**2,000,000.00**	**2,822,387.19**	**2,828,608.35**
MB21 - MBIA ASSIST DIST #6 Total					**2,822,387.19**	**2,828,608.35**	**2,822,387.19**	**2,828,608.35**	**0.00**	**0.00**	**2,000,000.00**	**2,822,387.19**	**2,828,608.35**
MB34 - MBIA County Cert. of Obligation													
State Pool													
MB34-MBIA CERT OF OBLIGATION 22	AR-0068	State Pool	03/03/22	Open	0.00	0.00	0.00	0.00	0.00	0.00	10,000,000.00	0.00	0.00
State Pool Total					**0.00**	**0.00**	**0.00**	**0.00**	**0.00**	**0.00**	**10,000,000.00**	**0.00**	**0.00**
MB34 - MBIA County Cert. of Obligation Total					**0.00**	**0.00**	**0.00**	**0.00**	**0.00**	**0.00**	**10,000,000.00**	**0.00**	**0.00**
MB18 - MBIA COUNTYS CARES ACT													
State Pool													
MB18-MBIA COUNTY'S CARES ACT	AR-0048	State Pool	05/12/20	Open	12,153,214.96	12,180,003.32	12,153,214.96	12,180,003.32	0.00	0.00	67,000,000.00	12,153,214.96	12,180,003.32
State Pool Total					**12,153,214.96**	**12,180,003.32**	**12,153,214.96**	**12,180,003.32**	**0.00**	**0.00**	**67,000,000.00**	**12,153,214.96**	**12,180,003.32**
MB18 - MBIA COUNTYS CARES ACT Total					**12,153,214.96**	**12,180,003.32**	**12,153,214.96**	**12,180,003.32**	**0.00**	**0.00**	**67,000,000.00**	**12,153,214.96**	**12,180,003.32**
MB24 - MBIA DEBT SERVICE													
State Pool													
MB24-MBIA DEBT SERVICE	AR-0054	State Pool	05/13/20	Open	10,660,675.10	10,684,173.58	10,660,675.10	10,684,173.58	0.00	0.00	21,000,000.00	10,660,675.10	10,684,173.58
State Pool Total					**10,660,675.10**	**10,684,173.58**	**10,660,675.10**	**10,684,173.58**	**0.00**	**0.00**	**21,000,000.00**	**10,660,675.10**	**10,684,173.58**
MB24 - MBIA DEBT SERVICE Total					**10,660,675.10**	**10,684,173.58**	**10,660,675.10**	**10,684,173.58**	**0.00**	**0.00**	**21,000,000.00**	**10,660,675.10**	**10,684,173.58**
MB04 - MBIA DRAINAGE													
State Pool													
MB04-MBIA Drainage	AR-0017	State Pool	11/01/08	Open	10,409,237.20	9,931,283.04	10,409,237.20	9,931,283.04	0.00	0.00	1,267,218.21	10,409,237.20	9,931,283.04
State Pool Total					**10,409,237.20**	**9,931,283.04**	**10,409,237.20**	**9,931,283.04**	**0.00**	**0.00**	**1,267,218.21**	**10,409,237.20**	**9,931,283.04**
MB04 - MBIA DRAINAGE Total					**10,409,237.20**	**9,931,283.04**	**10,409,237.20**	**9,931,283.04**	**0.00**	**0.00**	**1,267,218.21**	**10,409,237.20**	**9,931,283.04**
MB25 - MBIA DRAINAGE DEBT SERVICE													
State Pool													
MB25-MBIA DRAINAGE DEBT SERVICE	AR-0055	State Pool	05/13/20	Open	3,951,127.19	3,959,836.35	3,951,127.19	3,959,836.35	0.00	0.00	1,000,000.00	3,951,127.19	3,959,836.35
State Pool Total					**3,951,127.19**	**3,959,836.35**	**3,951,127.19**	**3,959,836.35**	**0.00**	**0.00**	**1,000,000.00**	**3,951,127.19**	**3,959,836.35**
MB25 - MBIA DRAINAGE DEBT SERVICE Total					**3,951,127.19**	**3,959,836.35**	**3,951,127.19**	**3,959,836.35**	**0.00**	**0.00**	**1,000,000.00**	**3,951,127.19**	**3,959,836.35**
MB26 - MBIA FACILITIES BOND 2018													
State Pool													
MB26-FACILITIES BOND 2018	AR-0056	State Pool	05/13/20	Open	5,223,865.63	3,982,714.72	5,223,865.63	3,982,714.72	0.00	0.00	14,000,000.00	5,223,865.63	3,982,714.72
State Pool Total					**5,223,865.63**	**3,982,714.72**	**5,223,865.63**	**3,982,714.72**	**0.00**	**0.00**	**14,000,000.00**	**5,223,865.63**	**3,982,714.72**
MB26 - MBIA FACILITIES BOND 2018 Total					**5,223,865.63**	**3,982,714.72**	**5,223,865.63**	**3,982,714.72**	**0.00**	**0.00**	**14,000,000.00**	**5,223,865.63**	**3,982,714.72**
MB32 - MBIA FBC ASSIST DIST #11													
State Pool													
MB32-MBIA FBC ASSIST DIST #11	AR-0063	State Pool	03/11/22	Open	4,523,602.24	4,533,573.24	4,523,602.24	4,533,573.24	0.00	0.00	3,000,000.00	4,523,602.24	4,533,573.24

Portfolio Position
Ft. Bend County
Effective Interest - Actual Life
Receipts in Period
09/01/22 - 09/30/22

CUSIP	Invest Number	Security Description	Purchase Date	Call Date	Par Value On 09/01/22	Par Value On 09/30/22	Market Val On 09/01/22	Market Val On 09/30/22	Purchase Cost	Sales Proceeds	Original Princ/Cost	Amor Value On 09/01/22	Amor Value On 09/30/22
State Pool Total					**4,523,602.24**	**4,533,573.24**	**4,523,602.24**	**4,533,573.24**	**0.00**	**0.00**	**3,000,000.00**	**4,523,602.24**	**4,533,573.24**
MB32 - MBIA FBC ASSIST DIST #11 Total					**4,523,602.24**	**4,533,573.24**	**4,523,602.24**	**4,533,573.24**	**0.00**	**0.00**	**3,000,000.00**	**4,523,602.24**	**4,533,573.24**
MB19 - MBIA FBC ASSIST DIST #2													
State Pool													
MB19-MBIA FBC ASSIST. DIST. #2	AR-0049	State Pool	05/13/20	Open	8,050,005.56	8,067,749.54	8,050,005.56	8,067,749.54	0.00	0.00	2,500,000.00	8,050,005.56	8,067,749.54
State Pool Total					**8,050,005.56**	**8,067,749.54**	**8,050,005.56**	**8,067,749.54**	**0.00**	**0.00**	**2,500,000.00**	**8,050,005.56**	**8,067,749.54**
MB19 - MBIA FBC ASSIST DIST #2 Total					**8,050,005.56**	**8,067,749.54**	**8,050,005.56**	**8,067,749.54**	**0.00**	**0.00**	**2,500,000.00**	**8,050,005.56**	**8,067,749.54**
MB20 - MBIA FBC ASSIST DIST #4													
State Pool													
MB20- MBIA FBC ASSIST. DIST. #4	AR-0050	State Pool	05/13/20	Open	1,762,766.71	1,766,652.24	1,762,766.71	1,766,652.24	0.00	0.00	1,250,000.00	1,762,766.71	1,766,652.24
State Pool Total					**1,762,766.71**	**1,766,652.24**	**1,762,766.71**	**1,766,652.24**	**0.00**	**0.00**	**1,250,000.00**	**1,762,766.71**	**1,766,652.24**
MB20 - MBIA FBC ASSIST DIST #4 Total					**1,762,766.71**	**1,766,652.24**	**1,762,766.71**	**1,766,652.24**	**0.00**	**0.00**	**1,250,000.00**	**1,762,766.71**	**1,766,652.24**
MB37 - MBIA FBC ASSIST DIST #7													
State Pool													
MB37-MBIA FBC ASSIST DIST #7	AR-0066	State Pool	03/14/22	Open	1,507,503.40	1,510,826.28	1,507,503.40	1,510,826.28	0.00	0.00	1,000,000.00	1,507,503.40	1,510,826.28
State Pool Total					**1,507,503.40**	**1,510,826.28**	**1,507,503.40**	**1,510,826.28**	**0.00**	**0.00**	**1,000,000.00**	**1,507,503.40**	**1,510,826.28**
MB37 - MBIA FBC ASSIST DIST #7 Total					**1,507,503.40**	**1,510,826.28**	**1,507,503.40**	**1,510,826.28**	**0.00**	**0.00**	**1,000,000.00**	**1,507,503.40**	**1,510,826.28**
MB31 - MBIA FBC ASSIST DIST #9													
State Pool													
MB31-MBIA FBC ASSIST DIST #9	AR-0062	State Pool	03/11/22	Open	2,513,096.43	2,518,635.85	2,513,096.43	2,518,635.85	0.00	0.00	2,000,000.00	2,513,096.43	2,518,635.85
State Pool Total					**2,513,096.43**	**2,518,635.85**	**2,513,096.43**	**2,518,635.85**	**0.00**	**0.00**	**2,000,000.00**	**2,513,096.43**	**2,518,635.85**
MB31 - MBIA FBC ASSIST DIST #9 Total					**2,513,096.43**	**2,518,635.85**	**2,513,096.43**	**2,518,635.85**	**0.00**	**0.00**	**2,000,000.00**	**2,513,096.43**	**2,518,635.85**
MB36 - MBIA FEE OFFICER													
State Pool													
MB36-MBIA FEE OFFICER	AR-0065	State Pool	03/14/22	Open	1,802,141.64	1,803,968.31	1,802,141.64	1,803,968.31	0.00	0.00	3,000,000.00	1,802,141.64	1,803,968.31
State Pool Total					**1,802,141.64**	**1,803,968.31**	**1,802,141.64**	**1,803,968.31**	**0.00**	**0.00**	**3,000,000.00**	**1,802,141.64**	**1,803,968.31**
MB36 - MBIA FEE OFFICER Total					**1,802,141.64**	**1,803,968.31**	**1,802,141.64**	**1,803,968.31**	**0.00**	**0.00**	**3,000,000.00**	**1,802,141.64**	**1,803,968.31**
MB30 - MBIA Flood Proj Drainage 20													
State Pool													
MB30-MBIA FLOOD PRO DRAINAGE 20	AR-0061	State Pool	08/02/21	Open	16,845,109.09	16,882,239.39	16,845,109.09	16,882,239.39	0.00	0.00	10,000,000.00	16,845,109.09	16,882,239.39
State Pool Total					**16,845,109.09**	**16,882,239.39**	**16,845,109.09**	**16,882,239.39**	**0.00**	**0.00**	**10,000,000.00**	**16,845,109.09**	**16,882,239.39**
MB30 - MBIA Flood Proj Drainage 20 Total					**16,845,109.09**	**16,882,239.39**	**16,845,109.09**	**16,882,239.39**	**0.00**	**0.00**	**10,000,000.00**	**16,845,109.09**	**16,882,239.39**
MB02 - MBIA GENERAL													
State Pool													
MB02-MBIA General	AR-0015	State Pool	11/01/08	Open	69,434,221.39	69,589,415.25	69,434,221.39	69,589,415.25	0.00	0.00	17,374,917.83	69,434,221.39	69,589,415.25
State Pool Total					**69,434,221.39**	**69,589,415.25**	**69,434,221.39**	**69,589,415.25**	**0.00**	**0.00**	**17,374,917.83**	**69,434,221.39**	**69,589,415.25**
MB02 - MBIA GENERAL Total					**69,434,221.39**	**69,589,415.25**	**69,434,221.39**	**69,589,415.25**	**0.00**	**0.00**	**17,374,917.83**	**69,434,221.39**	**69,589,415.25**
MB23 - MBIA JUVENILE													
State Pool													
MB23-MBIA JUVENILE	AR-0053	State Pool	05/13/20	Open	5,853,103.63	4,864,700.50	5,853,103.63	4,864,700.50	0.00	0.00	8,000,000.00	5,853,103.63	4,864,700.50
State Pool Total					**5,853,103.63**	**4,864,700.50**	**5,853,103.63**	**4,864,700.50**	**0.00**	**0.00**	**8,000,000.00**	**5,853,103.63**	**4,864,700.50**
MB23 - MBIA JUVENILE Total					**5,853,103.63**	**4,864,700.50**	**5,853,103.63**	**4,864,700.50**	**0.00**	**0.00**	**8,000,000.00**	**5,853,103.63**	**4,864,700.50**
MB35 - MBIA Mobility Projects													
State Pool													
MB35-MBIA MOBILITY PROJ. 2022	AR-0069	State Pool	03/28/22	Open	0.00	0.00	0.00	0.00	0.00	0.00	15,000,000.00	0.00	0.00
State Pool Total					**0.00**	**0.00**	**0.00**	**0.00**	**0.00**	**0.00**	**15,000,000.00**	**0.00**	**0.00**
MB35 - MBIA Mobility Projects Total					**0.00**	**0.00**	**0.00**	**0.00**	**0.00**	**0.00**	**15,000,000.00**	**0.00**	**0.00**
MB03 - MBIA ROAD & BRIDGE													
State Pool													

Portfolio Position
Ft. Bend County
Effective Interest - Actual Life
Receipts in Period
09/01/22 - 09/30/22

CUSIP	Invest Number	Security Description	Purchase Date	Call Date	Par Value On 09/01/22	Par Value On 09/30/22	Market Val On 09/01/22	Market Val On 09/30/22	Purchase Cost	Sales Proceeds	Original Princ/Cost	Amor Value On 09/01/22	Amor Value On 09/30/22
MB03-MBIA Road & Bridge	AR-0016	State Pool	11/01/08	Open	240,185.25	240,714.67	240,185.25	240,714.67	0.00	0.00	2,856,438.24	240,185.25	240,714.67
State Pool Total					**240,185.25**	**240,714.67**	**240,185.25**	**240,714.67**	**0.00**	**0.00**	**2,856,438.24**	**240,185.25**	**240,714.67**
MB03 - MBIA ROAD & BRIDGE Total					**240,185.25**	**240,714.67**	**240,185.25**	**240,714.67**	**0.00**	**0.00**	**2,856,438.24**	**240,185.25**	**240,714.67**
MB29 - MBIA Sr Lien 2021													
State Pool													
MB29-MBIA SR LIEN TOLL RD 2021	AR-0060	State Pool	08/02/21	Open	48,846,748.56	43,753,083.72	48,846,748.56	43,753,083.72	0.00	0.00	68,000,000.00	48,846,748.56	43,753,083.72
State Pool Total					**48,846,748.56**	**43,753,083.72**	**48,846,748.56**	**43,753,083.72**	**0.00**	**0.00**	**68,000,000.00**	**48,846,748.56**	**43,753,083.72**
MB29 - MBIA Sr Lien 2021 Total					**48,846,748.56**	**43,753,083.72**	**48,846,748.56**	**43,753,083.72**	**0.00**	**0.00**	**68,000,000.00**	**48,846,748.56**	**43,753,083.72**
MB06 - MBIA TOLL RD OPERATIONS													
State Pool													
MB06-MBIA Toll Rd. Operations	AR-0019	State Pool	11/01/08	Open	33,237,770.75	33,311,034.05	33,237,770.75	33,311,034.05	0.00	0.00	3,143,377.27	33,237,770.75	33,311,034.05
State Pool Total					**33,237,770.75**	**33,311,034.05**	**33,237,770.75**	**33,311,034.05**	**0.00**	**0.00**	**3,143,377.27**	**33,237,770.75**	**33,311,034.05**
MB06 - MBIA TOLL RD OPERATIONS Total					**33,237,770.75**	**33,311,034.05**	**33,237,770.75**	**33,311,034.05**	**0.00**	**0.00**	**3,143,377.27**	**33,237,770.75**	**33,311,034.05**
MB27 - MBIA TX HERITAGE PARKWAY 2020													
State Pool													
MB27-MBIA TX HERITAGE PARKWAY	AR-0057	State Pool	05/13/20	Open	2,424,698.85	2,430,043.42	2,424,698.85	2,430,043.42	0.00	0.00	17,000,000.00	2,424,698.85	2,430,043.42
State Pool Total					**2,424,698.85**	**2,430,043.42**	**2,424,698.85**	**2,430,043.42**	**0.00**	**0.00**	**17,000,000.00**	**2,424,698.85**	**2,430,043.42**
MB27 - MBIA TX HERITAGE PARKWAY 2020 Total					**2,424,698.85**	**2,430,043.42**	**2,424,698.85**	**2,430,043.42**	**0.00**	**0.00**	**17,000,000.00**	**2,424,698.85**	**2,430,043.42**
MB28 - MBIAGrand Parkway 2021													
State Pool													
MB28-MBIA GRAND PARKWAY 2021	AR-0059	State Pool	08/02/21	Open	25,466,582.93	24,222,391.92	25,466,582.93	24,222,391.92	0.00	0.00	25,000,000.00	25,466,582.93	24,222,391.92
State Pool Total					**25,466,582.93**	**24,222,391.92**	**25,466,582.93**	**24,222,391.92**	**0.00**	**0.00**	**25,000,000.00**	**25,466,582.93**	**24,222,391.92**
MB28 - MBIAGrand Parkway 2021 Total					**25,466,582.93**	**24,222,391.92**	**25,466,582.93**	**24,222,391.92**	**0.00**	**0.00**	**25,000,000.00**	**25,466,582.93**	**24,222,391.92**
TT05 - TEXAS TERM DRAINAGE													
State Pool													
TT05-TX TERM Drainage	AR-0027	State Pool	11/01/08	Open	356.27	356.98	356.27	356.98	0.00	0.00	109,774.61	356.27	356.98
State Pool Total					**356.27**	**356.98**	**356.27**	**356.98**	**0.00**	**0.00**	**109,774.61**	**356.27**	**356.98**
TT05 - TEXAS TERM DRAINAGE Total					**356.27**	**356.98**	**356.27**	**356.98**	**0.00**	**0.00**	**109,774.61**	**356.27**	**356.98**
TT00 - TEXAS TERM GENERAL													
State Pool													
TT00-TX TERM General	AR-0022	State Pool	11/01/08	Open	1,077.12	1,079.27	1,077.12	1,079.27	0.00	0.00	10,006,437.87	1,077.12	1,079.27
State Pool Total					**1,077.12**	**1,079.27**	**1,077.12**	**1,079.27**	**0.00**	**0.00**	**10,006,437.87**	**1,077.12**	**1,079.27**
TT00 - TEXAS TERM GENERAL Total					**1,077.12**	**1,079.27**	**1,077.12**	**1,079.27**	**0.00**	**0.00**	**10,006,437.87**	**1,077.12**	**1,079.27**
TT04 - TEXAS TERM ROAD & BRIDGE													
State Pool													
TT04-TX TERM Road & Bridge	AR-0026	State Pool	11/01/08	Open	1,073.92	1,076.07	1,073.92	1,076.07	0.00	0.00	10,463.28	1,073.92	1,076.07
State Pool Total					**1,073.92**	**1,076.07**	**1,073.92**	**1,076.07**	**0.00**	**0.00**	**10,463.28**	**1,073.92**	**1,076.07**
TT04 - TEXAS TERM ROAD & BRIDGE Total					**1,073.92**	**1,076.07**	**1,073.92**	**1,076.07**	**0.00**	**0.00**	**10,463.28**	**1,073.92**	**1,076.07**
TT02 - TEXAS TERM TOLL OPERATIONS													
State Pool													
TT02-TX TERM Toll Rd. Operation	AR-0024	State Pool	11/01/08	Open	1,075.88	1,078.03	1,075.88	1,078.03	0.00	0.00	0.00	1,075.88	1,078.03
State Pool Total					**1,075.88**	**1,078.03**	**1,075.88**	**1,078.03**	**0.00**	**0.00**	**0.00**	**1,075.88**	**1,078.03**
TT02 - TEXAS TERM TOLL OPERATIONS Total					**1,075.88**	**1,078.03**	**1,075.88**	**1,078.03**	**0.00**	**0.00**	**0.00**	**1,075.88**	**1,078.03**
09 - Temporary Holding													
Money Market													
Cadence-Money Market Accts	AR-0058	Money Market	01/31/21	Open	225,816,066.84	202,156,803.34	225,816,066.84	202,156,803.34	0.00	0.00	210,194,488.52	225,816,066.84	202,156,803.34
Money Market Total					**225,816,066.84**	**202,156,803.34**	**225,816,066.84**	**202,156,803.34**	**0.00**	**0.00**	**210,194,488.52**	**225,816,066.84**	**202,156,803.34**
09 - Temporary Holding Total					**225,816,066.84**	**202,156,803.34**	**225,816,066.84**	**202,156,803.34**	**0.00**	**0.00**	**210,194,488.52**	**225,816,066.84**	**202,156,803.34**
Combined Port													

Portfolio Position
Ft. Bend County
Effective Interest - Actual Life
Receipts in Period
09/01/22 - 09/30/22

CUSIP	Invest Number	Security Description	Purchase Date	Call Date	Par Value On 09/01/22	Par Value On 09/30/22	Market Val On 09/01/22	Market Val On 09/30/22	Purchase Cost	Sales Proceeds	Original Princ/Cost	Amor Value On 09/01/22	Amor Value On 09/30/22
Money Market													
Cadence-Money Market Accts	AR-0058	Money Market	01/31/21	Open	225,816,066.84	202,156,803.34	225,816,066.84	202,156,803.34	0.00	0.00	210,194,488.52	225,816,066.84	202,156,803.34
Money Market Total					**225,816,066.84**	**202,156,803.34**	**225,816,066.84**	**202,156,803.34**	**0.00**	**0.00**	**210,194,488.52**	**225,816,066.84**	**202,156,803.34**
State Pool													
LO10-LOGIC-COUNTY'S CARE ACT	AR-0047	State Pool	05/12/20	Open	6,038,270.02	6,050,556.57	6,038,270.02	6,050,556.57	0.00	0.00	67,000,000.00	6,038,270.02	6,050,556.57
LO11-Logic-Moblity Proj 2022	AR-0070	State Pool	04/01/22	Open	6,044,417.93	4,289.95	6,044,417.93	4,289.95	0.00	0.00	11,000,000.00	6,044,417.93	4,289.95
LO12-Logic-Cert of Oblig 22	AR-0071	State Pool	04/01/22	Open	6,445,826.92	4,057,751.00	6,445,826.92	4,057,751.00	0.00	0.00	11,000,000.00	6,445,826.92	4,057,751.00
LOG1-Logic- General	AR-0028	State Pool	11/10/08	Open	46,138,226.35	46,232,107.42	46,138,226.35	46,232,107.42	0.00	0.00	10,000,000.00	46,138,226.35	46,232,107.42
LOG2-Logic-Toll Rd.Operations	AR-0029	State Pool	11/10/08	Open	10,248,858.23	10,269,712.40	10,248,858.23	10,269,712.40	0.00	0.00	2,000,000.00	10,248,858.23	10,269,712.40
LOG5-Logic-Drainage	AR-0032	State Pool	11/10/08	Open	7,967,109.13	7,983,320.43	7,967,109.13	7,983,320.43	0.00	0.00	500,000.00	7,967,109.13	7,983,320.43
LOG8-Logic-Road & Bridge	AR-0035	State Pool	11/10/08	Open	10,081,662.14	9,100,692.96	10,081,662.14	9,100,692.96	0.00	0.00	1,000,000.00	10,081,662.14	9,100,692.96
MB02-MBIA General	AR-0015	State Pool	11/01/08	Open	69,434,221.39	69,589,415.25	69,434,221.39	69,589,415.25	0.00	0.00	17,374,917.83	69,434,221.39	69,589,415.25
MB03-MBIA Road & Bridge	AR-0016	State Pool	11/01/08	Open	240,185.25	240,714.67	240,185.25	240,714.67	0.00	0.00	2,856,438.24	240,185.25	240,714.67
MB04-MBIA Drainage	AR-0017	State Pool	11/01/08	Open	10,409,237.20	9,931,283.04	10,409,237.20	9,931,283.04	0.00	0.00	1,267,218.21	10,409,237.20	9,931,283.04
MB06-MBIA Toll Rd. Operations	AR-0019	State Pool	11/01/08	Open	33,237,770.75	33,311,034.05	33,237,770.75	33,311,034.05	0.00	0.00	3,143,377.27	33,237,770.75	33,311,034.05
MB12-MBIA ESD 100 AGREEMENT	AR-0041	State Pool	08/31/16	Open	9,538,203.63	9,559,227.93	9,538,203.63	9,559,227.93	0.00	0.00	3,900,000.00	9,538,203.63	9,559,227.93
MB13-MBIA ASSISTANCE DIST #1	AR-0042	State Pool	08/31/16	Open	11,055,959.22	11,080,328.97	11,055,959.22	11,080,328.97	0.00	0.00	10,000,000.00	11,055,959.22	11,080,328.97
MB14-MBIA GR PARKWAY OPERATIONS	AR-0043	State Pool	08/31/16	Open	28,282,775.98	28,345,117.40	28,282,775.98	28,345,117.40	0.00	0.00	8,500,000.00	28,282,775.98	28,345,117.40
MB18-MBIA COUNTY'S CARES ACT	AR-0048	State Pool	05/12/20	Open	12,153,214.96	12,180,003.32	12,153,214.96	12,180,003.32	0.00	0.00	67,000,000.00	12,153,214.96	12,180,003.32
MB19-MBIA FBC ASSIST. DIST. #2	AR-0049	State Pool	05/13/20	Open	8,050,005.56	8,067,749.54	8,050,005.56	8,067,749.54	0.00	0.00	2,500,000.00	8,050,005.56	8,067,749.54
MB20- MBIA FBC ASSIST. DIST. #4	AR-0050	State Pool	05/13/20	Open	1,762,766.71	1,766,652.24	1,762,766.71	1,766,652.24	0.00	0.00	1,250,000.00	1,762,766.71	1,766,652.24
MB21-MBIA FBC ASSIST. DIST. #6	AR-0051	State Pool	05/13/20	Open	2,822,387.19	2,828,608.35	2,822,387.19	2,828,608.35	0.00	0.00	2,000,000.00	2,822,387.19	2,828,608.35
MB23-MBIA JUVENILE	AR-0053	State Pool	05/13/20	Open	5,853,103.63	4,864,700.50	5,853,103.63	4,864,700.50	0.00	0.00	8,000,000.00	5,853,103.63	4,864,700.50
MB24-MBIA DEBT SERVICE	AR-0054	State Pool	05/13/20	Open	10,660,675.10	10,684,173.58	10,660,675.10	10,684,173.58	0.00	0.00	21,000,000.00	10,660,675.10	10,684,173.58
MB25-MBIA DRAINAGE DEBT SERVICE	AR-0055	State Pool	05/13/20	Open	3,951,127.19	3,959,836.35	3,951,127.19	3,959,836.35	0.00	0.00	1,000,000.00	3,951,127.19	3,959,836.35
MB26-FACILITIES BOND 2018	AR-0056	State Pool	05/13/20	Open	5,223,865.63	3,982,714.72	5,223,865.63	3,982,714.72	0.00	0.00	14,000,000.00	5,223,865.63	3,982,714.72
MB27-MBIA TX HERITAGE PARKWAY	AR-0057	State Pool	05/13/20	Open	2,424,698.85	2,430,043.42	2,424,698.85	2,430,043.42	0.00	0.00	17,000,000.00	2,424,698.85	2,430,043.42
MB28-MBIA GRAND PARKWAY 2021	AR-0059	State Pool	08/02/21	Open	25,466,582.93	24,222,391.92	25,466,582.93	24,222,391.92	0.00	0.00	25,000,000.00	25,466,582.93	24,222,391.92
MB29-MBIA SR LIEN TOLL RD 2021	AR-0060	State Pool	08/02/21	Open	48,846,748.56	43,753,083.72	48,846,748.56	43,753,083.72	0.00	0.00	68,000,000.00	48,846,748.56	43,753,083.72
MB30-MBIA FLOOD PRO DRAINAGE 20	AR-0061	State Pool	08/02/21	Open	16,845,109.09	16,882,239.39	16,845,109.09	16,882,239.39	0.00	0.00	10,000,000.00	16,845,109.09	16,882,239.39
MB31-MBIA FBC ASSIST DIST #9	AR-0062	State Pool	03/11/22	Open	2,513,096.43	2,518,635.85	2,513,096.43	2,518,635.85	0.00	0.00	2,000,000.00	2,513,096.43	2,518,635.85
MB32-MBIA FBC ASSIST DIST #11	AR-0063	State Pool	03/11/22	Open	4,523,602.24	4,533,573.24	4,523,602.24	4,533,573.24	0.00	0.00	3,000,000.00	4,523,602.24	4,533,573.24
MB34-MBIA CERT OF OBLIGATION 22	AR-0068	State Pool	03/03/22	Open	0.00	0.00	0.00	0.00	0.00	0.00	10,000,000.00	0.00	0.00
MB35-MBIA MOBILITY PROJ. 2022	AR-0069	State Pool	03/28/22	Open	0.00	0.00	0.00	0.00	0.00	0.00	15,000,000.00	0.00	0.00
MB36-MBIA FEE OFFICER	AR-0065	State Pool	03/14/22	Open	1,802,141.64	1,803,968.31	1,802,141.64	1,803,968.31	0.00	0.00	3,000,000.00	1,802,141.64	1,803,968.31
MB37-MBIA FBC ASSIST DIST #7	AR-0066	State Pool	03/14/22	Open	1,507,503.40	1,510,826.28	1,507,503.40	1,510,826.28	0.00	0.00	1,000,000.00	1,507,503.40	1,510,826.28
MB38-MBIA 2020A FBC TAX NOTE	AR-0067	State Pool	03/14/22	Open	1,309,121.70	1,312,007.31	1,309,121.70	1,312,007.31	0.00	0.00	2,000,000.00	1,309,121.70	1,312,007.31
TT00-TX TERM General	AR-0022	State Pool	11/01/08	Open	1,077.12	1,079.27	1,077.12	1,079.27	0.00	0.00	10,006,437.87	1,077.12	1,079.27
TT02-TX TERM Toll Rd. Operation	AR-0024	State Pool	11/01/08	Open	1,075.88	1,078.03	1,075.88	1,078.03	0.00	0.00	0.00	1,075.88	1,078.03
TT04-TX TERM Road & Bridge	AR-0026	State Pool	11/01/08	Open	1,073.92	1,076.07	1,073.92	1,076.07	0.00	0.00	10,463.28	1,073.92	1,076.07
TT05-TX TERM Drainage	AR-0027	State Pool	11/01/08	Open	356.27	356.98	356.27	356.98	0.00	0.00	109,774.61	356.27	356.98
State Pool Total					**410,882,058.14**	**393,060,350.43**	**410,882,058.14**	**393,060,350.43**	**0.00**	**0.00**	**432,418,627.31**	**410,882,058.14**	**393,060,350.43**
Combined Port Total					**636,698,124.98**	**595,217,153.77**	**636,698,124.98**	**595,217,153.77**	**0.00**	**0.00**	**642,613,115.83**	**636,698,124.98**	**595,217,153.77**

Earnings and Yields Summary

Ft. Bend County

Effective Interest - Actual Life
Receipts in Period
09/01/22 - 09/30/22

Security Description	09/01/22 09/07/22	09/08/22 09/14/22	09/15/22 09/21/22	09/22/22 09/28/22	09/29/22 09/30/22	09/01/22 09/30/22
Combined Port						
Money Market	83,856.88	83,856.87	83,856.87	83,856.87	22,684.98	358,112.47
State Pool	205,889.77	203,914.38	201,838.77	200,990.64	61,076.66	873,710.22
Port Total	**289,746.65**	**287,771.25**	**285,695.64**	**284,847.51**	**83,761.64**	**1,231,822.69**
Combined Port						
Money Market	1.9363	1.9363	1.9363	1.9363	1.9363	1.9363
State Pool	2.6163	2.6181	2.6220	2.6220	2.8390	2.6338
Port Total	**2.3750**	**2.3745**	**2.3751**	**2.3745**	**2.5207**	**2.3842**

Maturity Aging
Ft. Bend County
Effective Interest - Actual Life
Receipts in Period
09/30/22

CUSIP	Invest Number	Security Description	Purchase Date	Days to Maturity	Yield Matur
Cash / Money Market					
Cadence-Money Market Accts	AR-0058	Money Market	01/31/21	0	1.2100
LO10-LOGIC-COUNTY'S CARE ACT	AR-0047	State Pool	05/12/20	0	2.4756
LO11-Logic-Moblity Proj 2022	AR-0070	State Pool	04/01/22	0	2.4756
LO12-Logic-Cert of Oblig 22	AR-0071	State Pool	04/01/22	0	2.4756
LOG1-Logic- General	AR-0028	State Pool	11/10/08	0	2.4756
LOG2-Logic-Toll Rd.Operations	AR-0029	State Pool	11/10/08	0	2.4756
LOG5-Logic-Drainage	AR-0032	State Pool	11/10/08	0	2.4756
LOG8-Logic-Road & Bridge	AR-0035	State Pool	11/10/08	0	2.4756
MB02-MBIA General	AR-0015	State Pool	11/01/08	0	2.6788
MB03-MBIA Road & Bridge	AR-0016	State Pool	11/01/08	0	2.6788
MB04-MBIA Drainage	AR-0017	State Pool	11/01/08	0	2.6788
MB06-MBIA Toll Rd. Operations	AR-0019	State Pool	11/01/08	0	2.6788
MB12-MBIA ESD 100 AGREEMENT	AR-0041	State Pool	08/31/16	0	2.6788
MB13-MBIA ASSISTANCE DIST #1	AR-0042	State Pool	08/31/16	0	2.6788
MB14-MBIA GR PARKWAY OPERATIONS	AR-0043	State Pool	08/31/16	0	2.6788
MB18-MBIA COUNTY'S CARES ACT	AR-0048	State Pool	05/12/20	0	2.6788
MB19-MBIA FBC ASSIST. DIST. #2	AR-0049	State Pool	05/13/20	0	2.6788
MB20- MBIA FBC ASSIST. DIST. #4	AR-0050	State Pool	05/13/20	0	2.6788
MB21-MBIA FBC ASSIST. DIST. #6	AR-0051	State Pool	05/13/20	0	2.6788
MB23-MBIA JUVENILE	AR-0053	State Pool	05/13/20	0	2.6788
MB24-MBIA DEBT SERVICE	AR-0054	State Pool	05/13/20	0	2.6788
MB25-MBIA DRAINAGE DEBT SERVICE	AR-0055	State Pool	05/13/20	0	2.6788
MB26-FACILITIES BOND 2018	AR-0056	State Pool	05/13/20	0	2.6788
MB27-MBIA TX HERITAGE PARKWAY	AR-0057	State Pool	05/13/20	0	2.6788
MB28-MBIA GRAND PARKWAY 2021	AR-0059	State Pool	08/02/21	0	2.6788
MB29-MBIA SR LIEN TOLL RD 2021	AR-0060	State Pool	08/02/21	0	2.6788
MB30-MBIA FLOOD PRO DRAINAGE 20	AR-0061	State Pool	08/02/21	0	2.6788
MB31-MBIA FBC ASSIST DIST #9	AR-0062	State Pool	03/11/22	0	2.6788
MB32-MBIA FBC ASSIST DIST #11	AR-0063	State Pool	03/11/22	0	2.6788
MB34-MBIA CERT OF OBLIGATION 22	AR-0068	State Pool	03/03/22	0	2.2891
MB35-MBIA MOBILITY PROJ. 2022	AR-0069	State Pool	03/28/22	0	2.2891
MB36-MBIA FEE OFFICER	AR-0065	State Pool	03/14/22	0	2.6788
MB37-MBIA FBC ASSIST DIST #7	AR-0066	State Pool	03/14/22	0	2.6788
MB38-MBIA 2020A FBC TAX NOTE	AR-0067	State Pool	03/14/22	0	2.6788
TT00-TX TERM General	AR-0022	State Pool	11/01/08	0	2.4300
TT02-TX TERM Toll Rd. Operation	AR-0024	State Pool	11/01/08	0	2.4300
TT04-TX TERM Road & Bridge	AR-0026	State Pool	11/01/08	0	2.4300
TT05-TX TERM Drainage	AR-0027	State Pool	11/01/08	0	2.4300
Cash / Money Market Total				**0**	**2.1519**
Investment Total				**0**	**2.1519**

Activity Statement
Ft. Bend County
Effective Interest - Actual Life
Receipts in Period
09/01/22 - 09/30/22

Purchase Date	Sale Date	CUSIP	Invest Number	Security Description	Amor Value On 09/01/22	Changes In Principal	Purchase Cost	Sales Proceeds	Purchased Interest	Int/Div Rec In the Perd	Amor Value On 09/30/22
Money Market											
01/31/21	Open	Cadence-Money Market Accts	AR-0058	Money Market	225,816,066.84	-23,659,263.50	0.00	0.00	0.00	358,112.47	202,156,803.34
Money Market Total					**225,816,066.84**	**-23,659,263.50**	**0.00**	**0.00**	**0.00**	**358,112.47**	**202,156,803.34**
State Pool											
11/01/08	Open	MB02-MBIA General	AR-0015	State Pool	69,434,221.39	155,193.86	0.00	0.00	0.00	153,052.22	69,589,415.25
11/01/08	Open	MB03-MBIA Road & Bridge	AR-0016	State Pool	240,185.25	529.42	0.00	0.00	0.00	529.42	240,714.67
11/01/08	Open	MB04-MBIA Drainage	AR-0017	State Pool	10,409,237.20	-477,954.16	0.00	0.00	0.00	22,045.84	9,931,283.04
11/01/08	Open	MB06-MBIA Toll Rd. Operations	AR-0019	State Pool	33,237,770.75	73,263.30	0.00	0.00	0.00	73,263.30	33,311,034.05
11/01/08	Open	TT00-TX TERM General	AR-0022	State Pool	1,077.12	2.15	0.00	0.00	0.00	2.15	1,079.27
11/01/08	Open	TT02-TX TERM Toll Rd. Operation	AR-0024	State Pool	1,075.88	2.15	0.00	0.00	0.00	2.15	1,078.03
11/01/08	Open	TT04-TX TERM Road & Bridge	AR-0026	State Pool	1,073.92	2.15	0.00	0.00	0.00	2.15	1,076.07
11/01/08	Open	TT05-TX TERM Drainage	AR-0027	State Pool	356.27	0.71	0.00	0.00	0.00	0.71	356.98
11/10/08	Open	LOG1-Logic- General	AR-0028	State Pool	46,138,226.35	93,881.07	0.00	0.00	0.00	93,881.07	46,232,107.42
11/10/08	Open	LOG2-Logic-Toll Rd.Operations	AR-0029	State Pool	10,248,858.23	20,854.17	0.00	0.00	0.00	20,854.17	10,269,712.40
11/10/08	Open	LOG5-Logic-Drainage	AR-0032	State Pool	7,967,109.13	16,211.30	0.00	0.00	0.00	16,211.30	7,983,320.43
11/10/08	Open	LOG8-Logic-Road & Bridge	AR-0035	State Pool	10,081,662.14	-980,969.18	0.00	0.00	0.00	19,030.82	9,100,692.96
08/31/16	Open	MB12-MBIA ESD 100 AGREEMENT	AR-0041	State Pool	9,538,203.63	21,024.30	0.00	0.00	0.00	21,024.30	9,559,227.93
08/31/16	Open	MB13-MBIA ASSISTANCE DIST #1	AR-0042	State Pool	11,055,959.22	24,369.75	0.00	0.00	0.00	24,369.75	11,080,328.97
08/31/16	Open	MB14-MBIA GR PARKWAY OPERATIONS	AR-0043	State Pool	28,282,775.98	62,341.42	0.00	0.00	0.00	62,341.42	28,345,117.40
05/12/20	Open	LO10-LOGIC-COUNTY'S CARE ACT	AR-0047	State Pool	6,038,270.02	12,286.55	0.00	0.00	0.00	12,286.55	6,050,556.57
05/12/20	Open	MB18-MBIA COUNTY'S CARES ACT	AR-0048	State Pool	12,153,214.96	26,788.36	0.00	0.00	0.00	26,788.36	12,180,003.32
05/13/20	Open	MB19-MBIA FBC ASSIST. DIST. #2	AR-0049	State Pool	8,050,005.56	17,743.98	0.00	0.00	0.00	17,743.98	8,067,749.54
05/13/20	Open	MB20- MBIA FBC ASSIST. DIST. #4	AR-0050	State Pool	1,762,766.71	3,885.53	0.00	0.00	0.00	3,885.53	1,766,652.24
05/13/20	Open	MB21-MBIA FBC ASSIST. DIST. #6	AR-0051	State Pool	2,822,387.19	6,221.16	0.00	0.00	0.00	6,221.16	2,828,608.35
05/13/20	Open	MB23-MBIA JUVENILE	AR-0053	State Pool	5,853,103.63	-988,403.13	0.00	0.00	0.00	11,596.87	4,864,700.50
05/13/20	Open	MB24-MBIA DEBT SERVICE	AR-0054	State Pool	10,660,675.10	23,498.48	0.00	0.00	0.00	23,498.48	10,684,173.58
05/13/20	Open	MB25-MBIA DRAINAGE DEBT SERVICE	AR-0055	State Pool	3,951,127.19	8,709.16	0.00	0.00	0.00	8,709.16	3,959,836.35
05/13/20	Open	MB26-FACILITIES BOND 2018	AR-0056	State Pool	5,223,865.63	-1,241,150.91	0.00	0.00	0.00	9,849.09	3,982,714.72
05/13/20	Open	MB27-MBIA TX HERITAGE PARKWAY	AR-0057	State Pool	2,424,698.85	5,344.57	0.00	0.00	0.00	5,344.57	2,430,043.42
08/02/21	Open	MB28-MBIA GRAND PARKWAY 2021	AR-0059	State Pool	25,466,582.93	-1,244,191.01	0.00	0.00	0.00	55,808.99	24,222,391.92
08/02/21	Open	MB29-MBIA SR LIEN TOLL RD 2021	AR-0060	State Pool	48,846,748.56	-5,093,664.84	0.00	0.00	0.00	106,335.16	43,753,083.72
08/02/21	Open	MB30-MBIA FLOOD PRO DRAINAGE 20	AR-0061	State Pool	16,845,109.09	37,130.30	0.00	0.00	0.00	37,130.30	16,882,239.39
03/11/22	Open	MB31-MBIA FBC ASSIST DIST #9	AR-0062	State Pool	2,513,096.43	5,539.42	0.00	0.00	0.00	5,539.42	2,518,635.85
03/11/22	Open	MB32-MBIA FBC ASSIST DIST #11	AR-0063	State Pool	4,523,602.24	9,971.00	0.00	0.00	0.00	9,971.00	4,533,573.24
03/14/22	Open	MB36-MBIA FEE OFFICER	AR-0065	State Pool	1,802,141.64	1,826.67	0.00	0.00	0.00	3,968.31	1,803,968.31
03/14/22	Open	MB37-MBIA FBC ASSIST DIST #7	AR-0066	State Pool	1,507,503.40	3,322.88	0.00	0.00	0.00	3,322.88	1,510,826.28
03/14/22	Open	MB38-MBIA 2020A FBC TAX NOTE	AR-0067	State Pool	1,309,121.70	2,885.61	0.00	0.00	0.00	2,885.61	1,312,007.31
03/03/22	Open	MB34-MBIA CERT OF OBLIGATION 22	AR-0068	State Pool	0.00	0.00	0.00	0.00	0.00	0.00	0.00
03/28/22	Open	MB35-MBIA MOBILITY PROJ. 2022	AR-0069	State Pool	0.00	0.00	0.00	0.00	0.00	0.00	0.00
04/01/22	Open	LO11-Logic-Moblity Proj 2022	AR-0070	State Pool	6,044,417.93	-6,040,127.98	0.00	0.00	0.00	4,289.95	4,289.95
04/01/22	Open	LO12-Logic-Cert of Oblig 22	AR-0071	State Pool	6,445,826.92	-2,388,075.92	0.00	0.00	0.00	11,924.08	4,057,751.00
State Pool Total					**410,882,058.14**	**-17,821,707.71**	**0.00**	**0.00**	**0.00**	**873,710.22**	**393,060,350.43**
Investment Total					**636,698,124.98**	**-41,480,971.21**	**0.00**	**0.00**	**0.00**	**1,231,822.69**	**595,217,153.77**

Interest Accrual
Ft. Bend County
Effective Interest - Actual Life
Receipts in Period
09/01/22 - 09/30/22

CUSIP	Invest Number	Security Description	Purchase Date	Sale Date	Yield Earned	Ending Par Val/Shares	Ending Amor Val/Cost	Purchased Interest	Int/Div Rec In the Perd	Int/Div Accrued In the Perd	PTD Purch Received	Int/Div Rec Purch/Date	Int/Div Accrued Purch/Date
09 - Temporary Holding													
Money Market													
Cadence-Money Market Accts	AR-0058	Money Market	01/31/21	Open	1.9363	202,156,803.34	202,156,803.34	0.00	358,112.47	0.00	0.00	1,636,324.60	0.00
Money Market Total					**1.9363**	**202,156,803.34**	**202,156,803.34**	**0.00**	**358,112.47**	**0.00**	**0.00**	**1,636,324.60**	**0.00**
09 - Temporary Holding Total					**1.9363**	**202,156,803.34**	**202,156,803.34**	**0.00**	**358,112.47**	**0.00**	**0.00**	**1,636,324.60**	**0.00**
130 - Assistance Dist #1													
State Pool													
MB13-MBIA ASSISTANCE DIST #1	AR-0042	State Pool	08/31/16	Open	2.6816	11,080,328.97	11,080,328.97	0.00	24,369.75	0.00	0.00	173,851.66	0.00
State Pool Total					**2.6816**	**11,080,328.97**	**11,080,328.97**	**0.00**	**24,369.75**	**0.00**	**0.00**	**173,851.66**	**0.00**
130 - Assistance Dist #1 Total					**2.6816**	**11,080,328.97**	**11,080,328.97**	**0.00**	**24,369.75**	**0.00**	**0.00**	**173,851.66**	**0.00**
145 - ESD 100 Agreement													
State Pool													
MB12-MBIA ESD 100 AGREEMENT	AR-0041	State Pool	08/31/16	Open	2.6816	9,559,227.93	9,559,227.93	0.00	21,024.30	0.00	0.00	157,669.17	0.00
State Pool Total					**2.6816**	**9,559,227.93**	**9,559,227.93**	**0.00**	**21,024.30**	**0.00**	**0.00**	**157,669.17**	**0.00**
145 - ESD 100 Agreement Total					**2.6816**	**9,559,227.93**	**9,559,227.93**	**0.00**	**21,024.30**	**0.00**	**0.00**	**157,669.17**	**0.00**
810 - FBC Toll Road Operations													
State Pool													
TT02-TX TERM Toll Rd. Operation	AR-0024	State Pool	11/01/08	Open	0.0000	0.00	0.00	0.00	0.00	0.00	0.00	0.00	0.00
State Pool Total					**0.0000**	**0.00**	**0.00**	**0.00**	**0.00**	**0.00**	**0.00**	**0.00**	**0.00**
810 - FBC Toll Road Operations Total					**0.0000**	**0.00**	**0.00**	**0.00**	**0.00**	**0.00**	**0.00**	**0.00**	**0.00**
815 - Grand Parkway Operations													
State Pool													
MB14-MBIA GR PARKWAY OPERATIONS	AR-0043	State Pool	08/31/16	Open	2.6816	28,345,117.40	28,345,117.40	0.00	62,341.42	0.00	0.00	645,111.92	0.00
State Pool Total					**2.6816**	**28,345,117.40**	**28,345,117.40**	**0.00**	**62,341.42**	**0.00**	**0.00**	**645,111.92**	**0.00**
815 - Grand Parkway Operations Total					**2.6816**	**28,345,117.40**	**28,345,117.40**	**0.00**	**62,341.42**	**0.00**	**0.00**	**645,111.92**	**0.00**
LO10 - LOGIC COUNTYS CARES ACT													
State Pool													
LO10-LOGIC-COUNTY'S CARE ACT	AR-0047	State Pool	05/12/20	Open	2.4755	6,050,556.57	6,050,556.57	0.00	12,286.55	0.00	0.00	196,556.57	0.00
State Pool Total					**2.4755**	**6,050,556.57**	**6,050,556.57**	**0.00**	**12,286.55**	**0.00**	**0.00**	**196,556.57**	**0.00**
LO10 - LOGIC COUNTYS CARES ACT Total					**2.4755**	**6,050,556.57**	**6,050,556.57**	**0.00**	**12,286.55**	**0.00**	**0.00**	**196,556.57**	**0.00**
LO11 - Logic Mobility Projects 2022													
State Pool													
LO11-Logic-Moblity Proj 2022	AR-0070	State Pool	04/01/22	Open	2.2536	4,289.95	4,289.95	0.00	4,289.95	0.00	0.00	48,707.88	0.00
State Pool Total					**2.2536**	**4,289.95**	**4,289.95**	**0.00**	**4,289.95**	**0.00**	**0.00**	**48,707.88**	**0.00**
LO11 - Logic Mobility Projects 2022 Total					**2.2536**	**4,289.95**	**4,289.95**	**0.00**	**4,289.95**	**0.00**	**0.00**	**48,707.88**	**0.00**
LO12 - Logic Cert of Obligation 2022													
State Pool													
LO12-Logic-Cert of Oblig 22	AR-0071	State Pool	04/01/22	Open	2.4536	4,057,751.00	4,057,751.00	0.00	11,924.08	0.00	0.00	57,751.00	0.00
State Pool Total					**2.4536**	**4,057,751.00**	**4,057,751.00**	**0.00**	**11,924.08**	**0.00**	**0.00**	**57,751.00**	**0.00**
LO12 - Logic Cert of Obligation 2022 Total					**2.4536**	**4,057,751.00**	**4,057,751.00**	**0.00**	**11,924.08**	**0.00**	**0.00**	**57,751.00**	**0.00**
LOG1 - LOGIC GENERAL													
State Pool													
LOG1-Logic- General	AR-0028	State Pool	11/10/08	Open	2.4755	46,232,107.42	46,232,107.42	0.00	93,881.07	0.00	0.00	1,302,540.40	0.00
State Pool Total					**2.4755**	**46,232,107.42**	**46,232,107.42**	**0.00**	**93,881.07**	**0.00**	**0.00**	**1,302,540.40**	**0.00**
LOG1 - LOGIC GENERAL Total					**2.4755**	**46,232,107.42**	**46,232,107.42**	**0.00**	**93,881.07**	**0.00**	**0.00**	**1,302,540.40**	**0.00**
LOG2 - LOGIC TOLL OPERATIONS													

Interest Accrual
Ft. Bend County
Effective Interest - Actual Life
Receipts in Period
09/01/22 - 09/30/22

CUSIP	Invest Number	Security Description	Purchase Date	Sale Date	Yield Earned	Ending Par Val/Shares	Ending Amor Val/Cost	Purchased Interest	Int/Div Rec In the Perd	Int/Div Accrued In the Perd	PTD Purch Received	Int/Div Rec Purch/Date	Int/Div Accrued Purch/Date
State Pool													
LOG2-Logic-Toll Rd.Operations	AR-0029	State Pool	11/10/08	Open	2.4755	10,269,712.40	10,269,712.40	0.00	20,854.17	0.00	0.00	331,043.48	0.00
State Pool Total					**2.4755**	**10,269,712.40**	**10,269,712.40**	**0.00**	**20,854.17**	**0.00**	**0.00**	**331,043.48**	**0.00**
LOG2 - LOGIC TOLL OPERATIONS Total					**2.4755**	**10,269,712.40**	**10,269,712.40**	**0.00**	**20,854.17**	**0.00**	**0.00**	**331,043.48**	**0.00**
LOG5 - LOGIC DRAINAGE													
State Pool													
LOG5-Logic-Drainage	AR-0032	State Pool	11/10/08	Open	2.4755	7,983,320.43	7,983,320.43	0.00	16,211.30	0.00	0.00	85,564.20	0.00
State Pool Total					**2.4755**	**7,983,320.43**	**7,983,320.43**	**0.00**	**16,211.30**	**0.00**	**0.00**	**85,564.20**	**0.00**
LOG5 - LOGIC DRAINAGE Total					**2.4755**	**7,983,320.43**	**7,983,320.43**	**0.00**	**16,211.30**	**0.00**	**0.00**	**85,564.20**	**0.00**
LOG8 - LOGIC ROAD & BRIDGE													
State Pool													
LOG8-Logic-Road & Bridge	AR-0035	State Pool	11/10/08	Open	2.4679	9,100,692.96	9,100,692.96	0.00	19,030.82	0.00	0.00	106,180.48	0.00
State Pool Total					**2.4679**	**9,100,692.96**	**9,100,692.96**	**0.00**	**19,030.82**	**0.00**	**0.00**	**106,180.48**	**0.00**
LOG8 - LOGIC ROAD & BRIDGE Total					**2.4679**	**9,100,692.96**	**9,100,692.96**	**0.00**	**19,030.82**	**0.00**	**0.00**	**106,180.48**	**0.00**
MB02 - MBIA GENERAL													
State Pool													
MB02-MBIA General	AR-0015	State Pool	11/01/08	Open	2.6816	69,589,415.25	69,589,415.25	0.00	153,052.22	0.00	0.00	1,310,011.93	0.00
State Pool Total					**2.6816**	**69,589,415.25**	**69,589,415.25**	**0.00**	**153,052.22**	**0.00**	**0.00**	**1,310,011.93**	**0.00**
MB02 - MBIA GENERAL Total					**2.6816**	**69,589,415.25**	**69,589,415.25**	**0.00**	**153,052.22**	**0.00**	**0.00**	**1,310,011.93**	**0.00**
MB03 - MBIA ROAD & BRIDGE													
State Pool													
MB03-MBIA Road & Bridge	AR-0016	State Pool	11/01/08	Open	2.6816	240,714.67	240,714.67	0.00	529.42	0.00	0.00	131,453.82	0.00
State Pool Total					**2.6816**	**240,714.67**	**240,714.67**	**0.00**	**529.42**	**0.00**	**0.00**	**131,453.82**	**0.00**
MB03 - MBIA ROAD & BRIDGE Total					**2.6816**	**240,714.67**	**240,714.67**	**0.00**	**529.42**	**0.00**	**0.00**	**131,453.82**	**0.00**
MB04 - MBIA DRAINAGE													
State Pool													
MB04-MBIA Drainage	AR-0017	State Pool	11/01/08	Open	2.6796	9,931,283.04	9,931,283.04	0.00	22,045.84	0.00	0.00	241,541.52	2,620.73
State Pool Total					**2.6796**	**9,931,283.04**	**9,931,283.04**	**0.00**	**22,045.84**	**0.00**	**0.00**	**241,541.52**	**2,620.73**
MB04 - MBIA DRAINAGE Total					**2.6796**	**9,931,283.04**	**9,931,283.04**	**0.00**	**22,045.84**	**0.00**	**0.00**	**241,541.52**	**2,620.73**
MB06 - MBIA TOLL RD OPERATIONS													
State Pool													
MB06-MBIA Toll Rd. Operations	AR-0019	State Pool	11/01/08	Open	2.6816	33,311,034.05	33,311,034.05	0.00	73,263.30	0.00	0.00	998,200.49	38,363.64
State Pool Total					**2.6816**	**33,311,034.05**	**33,311,034.05**	**0.00**	**73,263.30**	**0.00**	**0.00**	**998,200.49**	**38,363.64**
MB06 - MBIA TOLL RD OPERATIONS Total					**2.6816**	**33,311,034.05**	**33,311,034.05**	**0.00**	**73,263.30**	**0.00**	**0.00**	**998,200.49**	**38,363.64**
MB18 - MBIA COUNTYS CARES ACT													
State Pool													
MB18-MBIA COUNTY'S CARES ACT	AR-0048	State Pool	05/12/20	Open	2.6816	12,180,003.32	12,180,003.32	0.00	26,788.36	0.00	0.00	281,922.78	0.00
State Pool Total					**2.6816**	**12,180,003.32**	**12,180,003.32**	**0.00**	**26,788.36**	**0.00**	**0.00**	**281,922.78**	**0.00**
MB18 - MBIA COUNTYS CARES ACT Total					**2.6816**	**12,180,003.32**	**12,180,003.32**	**0.00**	**26,788.36**	**0.00**	**0.00**	**281,922.78**	**0.00**
MB19 - MBIA FBC ASSIST DIST #2													
State Pool													
MB19-MBIA FBC ASSIST. DIST. #2	AR-0049	State Pool	05/13/20	Open	2.6816	8,067,749.54	8,067,749.54	0.00	17,743.98	0.00	0.00	67,749.54	0.00
State Pool Total					**2.6816**	**8,067,749.54**	**8,067,749.54**	**0.00**	**17,743.98**	**0.00**	**0.00**	**67,749.54**	**0.00**
MB19 - MBIA FBC ASSIST DIST #2 Total					**2.6816**	**8,067,749.54**	**8,067,749.54**	**0.00**	**17,743.98**	**0.00**	**0.00**	**67,749.54**	**0.00**
MB20 - MBIA FBC ASSIST DIST #4													
State Pool													

Interest Accrual
Ft. Bend County
Effective Interest - Actual Life
Receipts in Period
09/01/22 - 09/30/22

CUSIP	Invest Number	Security Description	Purchase Date	Sale Date	Yield Earned	Ending Par Val/Shares	Ending Amor Val/Cost	Purchased Interest	Int/Div Rec In the Perd	Int/Div Accrued In the Perd	PTD Purch Received	Int/Div Rec Purch/Date	Int/Div Accrued Purch/Date
MB20- MBIA FBC ASSIST. DIST. #4	AR-0050	State Pool	05/13/20	Open	2.6816	1,766,652.24	1,766,652.24	0.00	3,885.53	0.00	0.00	16,652.24	0.00
State Pool Total					**2.6816**	**1,766,652.24**	**1,766,652.24**	**0.00**	**3,885.53**	**0.00**	**0.00**	**16,652.24**	**0.00**
MB20 - MBIA FBC ASSIST DIST #4 Total					**2.6816**	**1,766,652.24**	**1,766,652.24**	**0.00**	**3,885.53**	**0.00**	**0.00**	**16,652.24**	**0.00**
MB21 - MBIA ASSIST DIST #6													
State Pool													
MB21-MBIA FBC ASSIST. DIST. #6	AR-0051	State Pool	05/13/20	Open	2.6816	2,828,608.35	2,828,608.35	0.00	6,221.16	0.00	0.00	28,608.35	0.00
State Pool Total					**2.6816**	**2,828,608.35**	**2,828,608.35**	**0.00**	**6,221.16**	**0.00**	**0.00**	**28,608.35**	**0.00**
MB21 - MBIA ASSIST DIST #6 Total					**2.6816**	**2,828,608.35**	**2,828,608.35**	**0.00**	**6,221.16**	**0.00**	**0.00**	**28,608.35**	**0.00**
MB23 - MBIA JUVENILE													
State Pool													
MB23-MBIA JUVENILE	AR-0053	State Pool	05/13/20	Open	2.6688	4,864,700.50	4,864,700.50	0.00	11,596.87	0.00	0.00	80,934.13	0.00
State Pool Total					**2.6688**	**4,864,700.50**	**4,864,700.50**	**0.00**	**11,596.87**	**0.00**	**0.00**	**80,934.13**	**0.00**
MB23 - MBIA JUVENILE Total					**2.6688**	**4,864,700.50**	**4,864,700.50**	**0.00**	**11,596.87**	**0.00**	**0.00**	**80,934.13**	**0.00**
MB24 - MBIA DEBT SERVICE													
State Pool													
MB24-MBIA DEBT SERVICE	AR-0054	State Pool	05/13/20	Open	2.6816	10,684,173.58	10,684,173.58	0.00	23,498.48	0.00	0.00	215,896.34	0.00
State Pool Total					**2.6816**	**10,684,173.58**	**10,684,173.58**	**0.00**	**23,498.48**	**0.00**	**0.00**	**215,896.34**	**0.00**
MB24 - MBIA DEBT SERVICE Total					**2.6816**	**10,684,173.58**	**10,684,173.58**	**0.00**	**23,498.48**	**0.00**	**0.00**	**215,896.34**	**0.00**
MB25 - MBIA DRAINAGE DEBT SERVICE													
State Pool													
MB25-MBIA DRAINAGE DEBT SERVICE	AR-0055	State Pool	05/13/20	Open	2.6816	3,959,836.35	3,959,836.35	0.00	8,709.16	0.00	0.00	34,836.35	0.00
State Pool Total					**2.6816**	**3,959,836.35**	**3,959,836.35**	**0.00**	**8,709.16**	**0.00**	**0.00**	**34,836.35**	**0.00**
MB25 - MBIA DRAINAGE DEBT SERVICE Total					**2.6816**	**3,959,836.35**	**3,959,836.35**	**0.00**	**8,709.16**	**0.00**	**0.00**	**34,836.35**	**0.00**
MB26 - MBIA FACILITIES BOND 2018													
State Pool													
MB26-FACILITIES BOND 2018	AR-0056	State Pool	05/13/20	Open	2.6694	3,982,714.72	3,982,714.72	0.00	9,849.09	0.00	0.00	83,714.72	0.00
State Pool Total					**2.6694**	**3,982,714.72**	**3,982,714.72**	**0.00**	**9,849.09**	**0.00**	**0.00**	**83,714.72**	**0.00**
MB26 - MBIA FACILITIES BOND 2018 Total					**2.6694**	**3,982,714.72**	**3,982,714.72**	**0.00**	**9,849.09**	**0.00**	**0.00**	**83,714.72**	**0.00**
MB27 - MBIA TX HERITAGE PARKWAY 2020													
State Pool													
MB27-MBIA TX HERITAGE PARKWAY	AR-0057	State Pool	05/13/20	Open	2.6816	2,430,043.42	2,430,043.42	0.00	5,344.57	0.00	0.00	60,422.77	0.00
State Pool Total					**2.6816**	**2,430,043.42**	**2,430,043.42**	**0.00**	**5,344.57**	**0.00**	**0.00**	**60,422.77**	**0.00**
MB27 - MBIA TX HERITAGE PARKWAY 2020 Total					**2.6816**	**2,430,043.42**	**2,430,043.42**	**0.00**	**5,344.57**	**0.00**	**0.00**	**60,422.77**	**0.00**
MB28 - MBIAGrand Parkway 2021													
State Pool													
MB28-MBIA GRAND PARKWAY 2021	AR-0059	State Pool	08/02/21	Open	2.6794	24,222,391.92	24,222,391.92	0.00	55,808.99	0.00	0.00	222,391.92	0.00
State Pool Total					**2.6794**	**24,222,391.92**	**24,222,391.92**	**0.00**	**55,808.99**	**0.00**	**0.00**	**222,391.92**	**0.00**
MB28 - MBIAGrand Parkway 2021 Total					**2.6794**	**24,222,391.92**	**24,222,391.92**	**0.00**	**55,808.99**	**0.00**	**0.00**	**222,391.92**	**0.00**
MB29 - MBIA Sr Lien 2021													
State Pool													
MB29-MBIA SR LIEN TOLL RD 2021	AR-0060	State Pool	08/02/21	Open	2.6769	43,753,083.72	43,753,083.72	0.00	106,335.16	0.00	0.00	453,083.72	0.00
State Pool Total					**2.6769**	**43,753,083.72**	**43,753,083.72**	**0.00**	**106,335.16**	**0.00**	**0.00**	**453,083.72**	**0.00**
MB29 - MBIA Sr Lien 2021 Total					**2.6769**	**43,753,083.72**	**43,753,083.72**	**0.00**	**106,335.16**	**0.00**	**0.00**	**453,083.72**	**0.00**
MB30 - MBIA Flood Proj Drainage 20													
State Pool													
MB30-MBIA FLOOD PRO DRAINAGE 20	AR-0061	State Pool	08/02/21	Open	2.6816	16,882,239.39	16,882,239.39	0.00	37,130.30	0.00	0.00	132,239.39	0.00

Interest Accrual
Ft. Bend County
Effective Interest - Actual Life
Receipts in Period
09/01/22 - 09/30/22

CUSIP	Invest Number	Security Description	Purchase Date	Sale Date	Yield Earned	Ending Par Val/Shares	Ending Amor Val/Cost	Purchased Interest	Int/Div Rec In the Perd	Int/Div Accrued In the Perd	PTD Purch Received	Int/Div Rec Purch/Date	Int/Div Accrued Purch/Date
State Pool Total					**2.6816**	**16,882,239.39**	**16,882,239.39**	**0.00**	**37,130.30**	**0.00**	**0.00**	**132,239.39**	**0.00**
MB30 - MBIA Flood Proj Drainage 20 Total					**2.6816**	**16,882,239.39**	**16,882,239.39**	**0.00**	**37,130.30**	**0.00**	**0.00**	**132,239.39**	**0.00**
MB31 - MBIA FBC ASSIST DIST #9													
State Pool													
MB31-MBIA FBC ASSIST DIST #9	AR-0062	State Pool	03/11/22	Open	2.6816	2,518,635.85	2,518,635.85	0.00	5,539.42	0.00	0.00	18,635.85	0.00
State Pool Total					**2.6816**	**2,518,635.85**	**2,518,635.85**	**0.00**	**5,539.42**	**0.00**	**0.00**	**18,635.85**	**0.00**
MB31 - MBIA FBC ASSIST DIST #9 Total					**2.6816**	**2,518,635.85**	**2,518,635.85**	**0.00**	**5,539.42**	**0.00**	**0.00**	**18,635.85**	**0.00**
MB32 - MBIA FBC ASSIST DIST #11													
State Pool													
MB32-MBIA FBC ASSIST DIST #11	AR-0063	State Pool	03/11/22	Open	2.6816	4,533,573.24	4,533,573.24	0.00	9,971.00	0.00	0.00	33,573.24	0.00
State Pool Total					**2.6816**	**4,533,573.24**	**4,533,573.24**	**0.00**	**9,971.00**	**0.00**	**0.00**	**33,573.24**	**0.00**
MB32 - MBIA FBC ASSIST DIST #11 Total					**2.6816**	**4,533,573.24**	**4,533,573.24**	**0.00**	**9,971.00**	**0.00**	**0.00**	**33,573.24**	**0.00**
MB34 - MBIA County Cert. of Obligation													
State Pool													
MB34-MBIA CERT OF OBLIGATION 22	AR-0068	State Pool	03/03/22	Open	0.0000	0.00	0.00	0.00	0.00	0.00	0.00	8,656.68	0.00
State Pool Total					**0.0000**	**0.00**	**0.00**	**0.00**	**0.00**	**0.00**	**0.00**	**8,656.68**	**0.00**
MB34 - MBIA County Cert. of Obligation Total					**0.0000**	**0.00**	**0.00**	**0.00**	**0.00**	**0.00**	**0.00**	**8,656.68**	**0.00**
MB35 - MBIA Mobility Projects													
State Pool													
MB35-MBIA MOBILITY PROJ. 2022	AR-0069	State Pool	03/28/22	Open	0.0000	0.00	0.00	0.00	0.00	0.00	0.00	32,114.48	0.00
State Pool Total					**0.0000**	**0.00**	**0.00**	**0.00**	**0.00**	**0.00**	**0.00**	**32,114.48**	**0.00**
MB35 - MBIA Mobility Projects Total					**0.0000**	**0.00**	**0.00**	**0.00**	**0.00**	**0.00**	**0.00**	**32,114.48**	**0.00**
MB36 - MBIA FEE OFFICER													
State Pool													
MB36-MBIA FEE OFFICER	AR-0065	State Pool	03/14/22	Open	2.6816	1,803,968.31	1,803,968.31	0.00	3,968.31	0.00	0.00	12,722.00	0.00
State Pool Total					**2.6816**	**1,803,968.31**	**1,803,968.31**	**0.00**	**3,968.31**	**0.00**	**0.00**	**12,722.00**	**0.00**
MB36 - MBIA FEE OFFICER Total					**2.6816**	**1,803,968.31**	**1,803,968.31**	**0.00**	**3,968.31**	**0.00**	**0.00**	**12,722.00**	**0.00**
MB37 - MBIA FBC ASSIST DIST #7													
State Pool													
MB37-MBIA FBC ASSIST DIST #7	AR-0066	State Pool	03/14/22	Open	2.6816	1,510,826.28	1,510,826.28	0.00	3,322.88	0.00	0.00	10,826.28	0.00
State Pool Total					**2.6816**	**1,510,826.28**	**1,510,826.28**	**0.00**	**3,322.88**	**0.00**	**0.00**	**10,826.28**	**0.00**
MB37 - MBIA FBC ASSIST DIST #7 Total					**2.6816**	**1,510,826.28**	**1,510,826.28**	**0.00**	**3,322.88**	**0.00**	**0.00**	**10,826.28**	**0.00**
MB38 - MBIA 2020A FBC TAX NOTE													
State Pool													
MB38-MBIA 2020A FBC TAX NOTE	AR-0067	State Pool	03/14/22	Open	2.6816	1,312,007.31	1,312,007.31	0.00	2,885.61	0.00	0.00	12,007.31	0.00
State Pool Total					**2.6816**	**1,312,007.31**	**1,312,007.31**	**0.00**	**2,885.61**	**0.00**	**0.00**	**12,007.31**	**0.00**
MB38 - MBIA 2020A FBC TAX NOTE Total					**2.6816**	**1,312,007.31**	**1,312,007.31**	**0.00**	**2,885.61**	**0.00**	**0.00**	**12,007.31**	**0.00**
TT00 - TEXAS TERM GENERAL													
State Pool													
TT00-TX TERM General	AR-0022	State Pool	11/01/08	Open	2.4284	1,079.27	1,079.27	0.00	2.15	0.00	0.00	21,464.04	0.00
State Pool Total					**2.4284**	**1,079.27**	**1,079.27**	**0.00**	**2.15**	**0.00**	**0.00**	**21,464.04**	**0.00**
TT00 - TEXAS TERM GENERAL Total					**2.4284**	**1,079.27**	**1,079.27**	**0.00**	**2.15**	**0.00**	**0.00**	**21,464.04**	**0.00**
TT02 - TEXAS TERM TOLL OPERATIONS													
State Pool													
TT02-TX TERM Toll Rd. Operation	AR-0024	State Pool	11/01/08	Open	2.4312	1,078.03	1,078.03	0.00	2.15	0.00	0.00	18,007.93	0.00
State Pool Total					**2.4312**	**1,078.03**	**1,078.03**	**0.00**	**2.15**	**0.00**	**0.00**	**18,007.93**	**0.00**

Interest Accrual
Ft. Bend County
Effective Interest - Actual Life
Receipts in Period
09/01/22 - 09/30/22

CUSIP	Invest Number	Security Description	Purchase Date	Sale Date	Yield Earned	Ending Par Val/Shares	Ending Amor Val/Cost	Purchased Interest	Int/Div Rec In the Perd	Int/Div Accrued In the Perd	PTD Purch Received	Int/Div Rec Purch/Date	Int/Div Accrued Purch/Date
TT02 - TEXAS TERM TOLL OPERATIONS Total					**2.4312**	**1,078.03**	**1,078.03**	**0.00**	**2.15**	**0.00**	**0.00**	**18,007.93**	**0.00**
TT04 - TEXAS TERM ROAD & BRIDGE													
State Pool													
TT04-TX TERM Road & Bridge	AR-0026	State Pool	11/01/08	Open	2.4356	1,076.07	1,076.07	0.00	2.15	0.00	0.00	8,283.35	0.00
State Pool Total					**2.4356**	**1,076.07**	**1,076.07**	**0.00**	**2.15**	**0.00**	**0.00**	**8,283.35**	**0.00**
TT04 - TEXAS TERM ROAD & BRIDGE Total					**2.4356**	**1,076.07**	**1,076.07**	**0.00**	**2.15**	**0.00**	**0.00**	**8,283.35**	**0.00**
TT05 - TEXAS TERM DRAINAGE													
State Pool													
TT05-TX TERM Drainage	AR-0027	State Pool	11/01/08	Open	2.4245	356.98	356.98	0.00	0.71	0.00	0.00	5,036.25	0.01
State Pool Total					**2.4245**	**356.98**	**356.98**	**0.00**	**0.71**	**0.00**	**0.00**	**5,036.25**	**0.01**
TT05 - TEXAS TERM DRAINAGE Total					**2.4245**	**356.98**	**356.98**	**0.00**	**0.71**	**0.00**	**0.00**	**5,036.25**	**0.01**

Premium/Discount Amortization

Ft. Bend County

Effective Interest - Actual Life
Receipts in Period
09/01/22 - 09/30/22

CUSIP	Invest Number	Security Description	Purchase Date	Amortiz Date	Yield Earned	Beginning Par Val/Shares	Beginning Unamor Val/Cost	Premium Discount	Ending Par Val/Shares	Ending Amor Val/Cost	Unamor Prem/Dscnt	Amortization In the Perd	Amortization Purch/Date
Money Market													
Cadence-Money Market Accts	AR-0058	Money Market	01/31/21	Open	1.9363	225,816,066.84	225,816,066.84	0.00	202,156,803.34	202,156,803.34	0.00	0.00	0.00
Money Market Total					**1.9363**	**225,816,066.84**	**225,816,066.84**	**0.00**	**202,156,803.34**	**202,156,803.34**	**0.00**	**0.00**	**0.00**
State Pool													
MB02-MBIA General	AR-0015	State Pool	11/01/08	Open	2.6816	69,434,221.39	69,434,221.39	0.00	69,589,415.25	69,589,415.25	0.00	0.00	0.00
MB03-MBIA Road & Bridge	AR-0016	State Pool	11/01/08	Open	2.6816	240,185.25	240,185.25	0.00	240,714.67	240,714.67	0.00	0.00	0.00
MB04-MBIA Drainage	AR-0017	State Pool	11/01/08	Open	2.6796	10,409,237.20	10,409,237.20	0.00	9,931,283.04	9,931,283.04	0.00	0.00	0.00
MB06-MBIA Toll Rd. Operations	AR-0019	State Pool	11/01/08	Open	2.6816	33,237,770.75	33,237,770.75	0.00	33,311,034.05	33,311,034.05	0.00	0.00	0.00
TT00-TX TERM General	AR-0022	State Pool	11/01/08	Open	2.4284	1,077.12	1,077.12	0.00	1,079.27	1,079.27	0.00	0.00	0.00
TT02-TX TERM Toll Rd. Operation	AR-0024	State Pool	11/01/08	Open	2.4312	1,075.88	1,075.88	0.00	1,078.03	1,078.03	0.00	0.00	0.00
TT04-TX TERM Road & Bridge	AR-0026	State Pool	11/01/08	Open	2.4356	1,073.92	1,073.92	0.00	1,076.07	1,076.07	0.00	0.00	0.00
TT05-TX TERM Drainage	AR-0027	State Pool	11/01/08	Open	2.4245	356.27	356.27	0.00	356.98	356.98	0.00	0.00	0.00
LOG1-Logic- General	AR-0028	State Pool	11/10/08	Open	2.4755	46,138,226.35	46,138,226.35	0.00	46,232,107.42	46,232,107.42	0.00	0.00	0.00
LOG2-Logic-Toll Rd.Operations	AR-0029	State Pool	11/10/08	Open	2.4755	10,248,858.23	10,248,858.23	0.00	10,269,712.40	10,269,712.40	0.00	0.00	0.00
LOG5-Logic-Drainage	AR-0032	State Pool	11/10/08	Open	2.4755	7,967,109.13	7,967,109.13	0.00	7,983,320.43	7,983,320.43	0.00	0.00	0.00
LOG8-Logic-Road & Bridge	AR-0035	State Pool	11/10/08	Open	2.4679	10,081,662.14	10,081,662.14	0.00	9,100,692.96	9,100,692.96	0.00	0.00	0.00
MB12-MBIA ESD 100 AGREEMENT	AR-0041	State Pool	08/31/16	Open	2.6816	9,538,203.63	9,538,203.63	0.00	9,559,227.93	9,559,227.93	0.00	0.00	0.00
MB13-MBIA ASSISTANCE DIST #1	AR-0042	State Pool	08/31/16	Open	2.6816	11,055,959.22	11,055,959.22	0.00	11,080,328.97	11,080,328.97	0.00	0.00	0.00
MB14-MBIA GR PARKWAY OPERATIONS	AR-0043	State Pool	08/31/16	Open	2.6816	28,282,775.98	28,282,775.98	0.00	28,345,117.40	28,345,117.40	0.00	0.00	0.00
LO10-LOGIC-COUNTY'S CARE ACT	AR-0047	State Pool	05/12/20	Open	2.4755	6,038,270.02	6,038,270.02	0.00	6,050,556.57	6,050,556.57	0.00	0.00	0.00
MB18-MBIA COUNTY'S CARES ACT	AR-0048	State Pool	05/12/20	Open	2.6816	12,153,214.96	12,153,214.96	0.00	12,180,003.32	12,180,003.32	0.00	0.00	0.00
MB19-MBIA FBC ASSIST. DIST. #2	AR-0049	State Pool	05/13/20	Open	2.6816	8,050,005.56	8,050,005.56	0.00	8,067,749.54	8,067,749.54	0.00	0.00	0.00
MB20- MBIA FBC ASSIST. DIST. #4	AR-0050	State Pool	05/13/20	Open	2.6816	1,762,766.71	1,762,766.71	0.00	1,766,652.24	1,766,652.24	0.00	0.00	0.00
MB21-MBIA FBC ASSIST. DIST. #6	AR-0051	State Pool	05/13/20	Open	2.6816	2,822,387.19	2,822,387.19	0.00	2,828,608.35	2,828,608.35	0.00	0.00	0.00
MB23-MBIA JUVENILE	AR-0053	State Pool	05/13/20	Open	2.6688	5,853,103.63	5,853,103.63	0.00	4,864,700.50	4,864,700.50	0.00	0.00	0.00
MB24-MBIA DEBT SERVICE	AR-0054	State Pool	05/13/20	Open	2.6816	10,660,675.10	10,660,675.10	0.00	10,684,173.58	10,684,173.58	0.00	0.00	0.00
MB25-MBIA DRAINAGE DEBT SERVICE	AR-0055	State Pool	05/13/20	Open	2.6816	3,951,127.19	3,951,127.19	0.00	3,959,836.35	3,959,836.35	0.00	0.00	0.00
MB26-FACILITIES BOND 2018	AR-0056	State Pool	05/13/20	Open	2.6694	5,223,865.63	5,223,865.63	0.00	3,982,714.72	3,982,714.72	0.00	0.00	0.00
MB27-MBIA TX HERITAGE PARKWAY	AR-0057	State Pool	05/13/20	Open	2.6816	2,424,698.85	2,424,698.85	0.00	2,430,043.42	2,430,043.42	0.00	0.00	0.00
MB28-MBIA GRAND PARKWAY 2021	AR-0059	State Pool	08/02/21	Open	2.6794	25,466,582.93	25,466,582.93	0.00	24,222,391.92	24,222,391.92	0.00	0.00	0.00
MB29-MBIA SR LIEN TOLL RD 2021	AR-0060	State Pool	08/02/21	Open	2.6769	48,846,748.56	48,846,748.56	0.00	43,753,083.72	43,753,083.72	0.00	0.00	0.00
MB30-MBIA FLOOD PRO DRAINAGE 20	AR-0061	State Pool	08/02/21	Open	2.6816	16,845,109.09	16,845,109.09	0.00	16,882,239.39	16,882,239.39	0.00	0.00	0.00
MB31-MBIA FBC ASSIST DIST #9	AR-0062	State Pool	03/11/22	Open	2.6816	2,513,096.43	2,513,096.43	0.00	2,518,635.85	2,518,635.85	0.00	0.00	0.00
MB32-MBIA FBC ASSIST DIST #11	AR-0063	State Pool	03/11/22	Open	2.6816	4,523,602.24	4,523,602.24	0.00	4,533,573.24	4,533,573.24	0.00	0.00	0.00
MB36-MBIA FEE OFFICER	AR-0065	State Pool	03/14/22	Open	2.6816	1,802,141.64	1,802,141.64	0.00	1,803,968.31	1,803,968.31	0.00	0.00	0.00
MB37-MBIA FBC ASSIST DIST #7	AR-0066	State Pool	03/14/22	Open	2.6816	1,507,503.40	1,507,503.40	0.00	1,510,826.28	1,510,826.28	0.00	0.00	0.00
MB38-MBIA 2020A FBC TAX NOTE	AR-0067	State Pool	03/14/22	Open	2.6816	1,309,121.70	1,309,121.70	0.00	1,312,007.31	1,312,007.31	0.00	0.00	0.00
MB34-MBIA CERT OF OBLIGATION 22	AR-0068	State Pool	03/03/22	Open	0.0000	0.00	0.00	0.00	0.00	0.00	0.00	0.00	0.00
MB35-MBIA MOBILITY PROJ. 2022	AR-0069	State Pool	03/28/22	Open	0.0000	0.00	0.00	0.00	0.00	0.00	0.00	0.00	0.00
LO11-Logic-Moblity Proj 2022	AR-0070	State Pool	04/01/22	Open	2.2536	6,044,417.93	6,044,417.93	0.00	4,289.95	4,289.95	0.00	0.00	0.00
LO12-Logic-Cert of Oblig 22	AR-0071	State Pool	04/01/22	Open	2.4536	6,445,826.92	6,445,826.92	0.00	4,057,751.00	4,057,751.00	0.00	0.00	0.00
State Pool Total					**2.6338**	**410,882,058.14**	**410,882,058.14**	**0.00**	**393,060,350.43**	**393,060,350.43**	**0.00**	**0.00**	**0.00**
Investment Total					**2.3842**	**636,698,124.98**	**636,698,124.98**	**0.00**	**595,217,153.77**	**595,217,153.77**	**0.00**	**0.00**	**0.00**

Open Investments
Ft. Bend County
Effective Interest - Actual Life
Receipts in Period
09/30/22

CUSIP	Invest Number	Security Description	Invest Class	Purchase Date	Call Date	Purchase Institut	SafeKeep Institut	Issuing Institut	Yield Matur	Yield Call	Original Unit Cost	Original Par Val/Shares	Original Princ/Cost	Orig Prem Discount	Ending Unit Price	Ending Par Val/Shares	Ending Amor Val/Cost	Unamor Prem/Dscnt
Money Market																		
Cadence-Money Market Accts	AR-0058	Money Market		01/31/21	Open	101	None	101	1.2100	1.2100	1.000000	210,194,488.52	210,194,488.52	0.00	1.000000	202,156,803.34	202,156,803.34	0.00
Money Market Total									**1.2100**	**1.2100**	**1.000000**	**210,194,488.52**	**210,194,488.52**	**0.00**	**1.000000**	**202,156,803.34**	**202,156,803.34**	**0.00**
State Pool																		
MB02-MBIA General	AR-0015	State Pool		11/01/08	Open	2000	None	2000	2.6788	2.6788	1.000000	17,374,917.83	17,374,917.83	0.00	1.000000	69,589,415.25	69,589,415.25	0.00
MB03-MBIA Road & Bridge	AR-0016	State Pool		11/01/08	Open	2000	None	2000	2.6788	2.6788	1.000000	2,856,438.24	2,856,438.24	0.00	1.000000	240,714.67	240,714.67	0.00
MB04-MBIA Drainage	AR-0017	State Pool		11/01/08	Open	2000	None	2000	2.6788	2.6788	1.000000	1,267,218.21	1,267,218.21	0.00	1.000000	9,931,283.04	9,931,283.04	0.00
MB06-MBIA Toll Rd. Operations	AR-0019	State Pool		11/01/08	Open	2000	None	2000	2.6788	2.6788	1.000000	3,143,377.27	3,143,377.27	0.00	1.000000	33,311,034.05	33,311,034.05	0.00
TT00-TX TERM General	AR-0022	State Pool		11/01/08	Open	2005	None	2005	2.4300	2.4300	1.000000	10,006,437.87	10,006,437.87	0.00	1.000000	1,079.27	1,079.27	0.00
TT02-TX TERM Toll Rd. Operation	AR-0024	State Pool		11/01/08	Open	2005	None	2005	2.4300	2.4300	0.000000	0.00	0.00	0.00	1.000000	1,078.03	1,078.03	0.00
TT04-TX TERM Road & Bridge	AR-0026	State Pool		11/01/08	Open	2005	None	2005	2.4300	2.4300	1.000000	10,463.28	10,463.28	0.00	1.000000	1,076.07	1,076.07	0.00
TT05-TX TERM Drainage	AR-0027	State Pool		11/01/08	Open	2005	None	2005	2.4300	2.4300	1.000000	109,774.61	109,774.61	0.00	1.000000	356.98	356.98	0.00
LOG1-Logic- General	AR-0028	State Pool		11/10/08	Open	200	None	200	2.4756	2.4756	1.000000	10,000,000.00	10,000,000.00	0.00	1.000000	46,232,107.42	46,232,107.42	0.00
LOG2-Logic-Toll Rd.Operations	AR-0029	State Pool		11/10/08	Open	200	None	200	2.4756	2.4756	1.000000	2,000,000.00	2,000,000.00	0.00	1.000000	10,269,712.40	10,269,712.40	0.00
LOG5-Logic-Drainage	AR-0032	State Pool		11/10/08	Open	200	None	200	2.4756	2.4756	1.000000	500,000.00	500,000.00	0.00	1.000000	7,983,320.43	7,983,320.43	0.00
LOG8-Logic-Road & Bridge	AR-0035	State Pool		11/10/08	Open	200	None	200	2.4756	2.4756	1.000000	1,000,000.00	1,000,000.00	0.00	1.000000	9,100,692.96	9,100,692.96	0.00
MB12-MBIA ESD 100 AGREEMENT	AR-0041	State Pool		08/31/16	Open	2000	None	2000	2.6788	2.6788	1.000000	3,900,000.00	3,900,000.00	0.00	1.000000	9,559,227.93	9,559,227.93	0.00
MB13-MBIA ASSISTANCE DIST #1	AR-0042	State Pool		08/31/16	Open	2000	None	2000	2.6788	2.6788	1.000000	10,000,000.00	10,000,000.00	0.00	1.000000	11,080,328.97	11,080,328.97	0.00
MB14-MBIA GR PARKWAY OPERATIONS	AR-0043	State Pool		08/31/16	Open	2000	None	2000	2.6788	2.6788	1.000000	8,500,000.00	8,500,000.00	0.00	1.000000	28,345,117.40	28,345,117.40	0.00
LO10-LOGIC-COUNTY'S CARE ACT	AR-0047	State Pool		05/12/20	Open	200	None	200	2.4756	2.4756	1.000000	67,000,000.00	67,000,000.00	0.00	1.000000	6,050,556.57	6,050,556.57	0.00
MB18-MBIA COUNTY'S CARES ACT	AR-0048	State Pool		05/12/20	Open	2000	None	2000	2.6788	2.6788	1.000000	67,000,000.00	67,000,000.00	0.00	1.000000	12,180,003.32	12,180,003.32	0.00
MB19-MBIA FBC ASSIST. DIST. #2	AR-0049	State Pool		05/13/20	Open	2000	None	2000	2.6788	2.6788	1.000000	2,500,000.00	2,500,000.00	0.00	1.000000	8,067,749.54	8,067,749.54	0.00
MB20- MBIA FBC ASSIST. DIST. #4	AR-0050	State Pool		05/13/20	Open	2000	None	2000	2.6788	2.6788	1.000000	1,250,000.00	1,250,000.00	0.00	1.000000	1,766,652.24	1,766,652.24	0.00
MB21-MBIA FBC ASSIST. DIST. #6	AR-0051	State Pool		05/13/20	Open	2000	None	2000	2.6788	2.6788	1.000000	2,000,000.00	2,000,000.00	0.00	1.000000	2,828,608.35	2,828,608.35	0.00
MB23-MBIA JUVENILE	AR-0053	State Pool		05/13/20	Open	2000	None	2000	2.6788	2.6788	1.000000	8,000,000.00	8,000,000.00	0.00	1.000000	4,864,700.50	4,864,700.50	0.00
MB24-MBIA DEBT SERVICE	AR-0054	State Pool		05/13/20	Open	2000	None	2000	2.6788	2.6788	1.000000	21,000,000.00	21,000,000.00	0.00	1.000000	10,684,173.58	10,684,173.58	0.00
MB25-MBIA DRAINAGE DEBT SERVICE	AR-0055	State Pool		05/13/20	Open	2000	None	2000	2.6788	2.6788	1.000000	1,000,000.00	1,000,000.00	0.00	1.000000	3,959,836.35	3,959,836.35	0.00
MB26-FACILITIES BOND 2018	AR-0056	State Pool		05/13/20	Open	2000	None	2000	2.6788	2.6788	1.000000	14,000,000.00	14,000,000.00	0.00	1.000000	3,982,714.72	3,982,714.72	0.00
MB27-MBIA TX HERITAGE PARKWAY	AR-0057	State Pool		05/13/20	Open	2000	None	2000	2.6788	2.6788	1.000000	17,000,000.00	17,000,000.00	0.00	1.000000	2,430,043.42	2,430,043.42	0.00
MB28-MBIA GRAND PARKWAY 2021	AR-0059	State Pool		08/02/21	Open	2000	None	2000	2.6788	2.6788	1.000000	25,000,000.00	25,000,000.00	0.00	1.000000	24,222,391.92	24,222,391.92	0.00
MB29-MBIA SR LIEN TOLL RD 2021	AR-0060	State Pool		08/02/21	Open	2000	None	2000	2.6788	2.6788	1.000000	68,000,000.00	68,000,000.00	0.00	1.000000	43,753,083.72	43,753,083.72	0.00
MB30-MBIA FLOOD PRO DRAINAGE 20	AR-0061	State Pool		08/02/21	Open	2000	None	2000	2.6788	2.6788	1.000000	10,000,000.00	10,000,000.00	0.00	1.000000	16,882,239.39	16,882,239.39	0.00
MB31-MBIA FBC ASSIST DIST #9	AR-0062	State Pool		03/11/22	Open	2000	None	2000	2.6788	2.6788	1.000000	2,000,000.00	2,000,000.00	0.00	1.000000	2,518,635.85	2,518,635.85	0.00
MB32-MBIA FBC ASSIST DIST #11	AR-0063	State Pool		03/11/22	Open	2000	None	2000	2.6788	2.6788	1.000000	3,000,000.00	3,000,000.00	0.00	1.000000	4,533,573.24	4,533,573.24	0.00
MB36-MBIA FEE OFFICER	AR-0065	State Pool		03/14/22	Open	2000	None	2000	2.6788	2.6788	1.000000	3,000,000.00	3,000,000.00	0.00	1.000000	1,803,968.31	1,803,968.31	0.00
MB37-MBIA FBC ASSIST DIST #7	AR-0066	State Pool		03/14/22	Open	2000	None	2000	2.6788	2.6788	1.000000	1,000,000.00	1,000,000.00	0.00	1.000000	1,510,826.28	1,510,826.28	0.00
MB38-MBIA 2020A FBC TAX NOTE	AR-0067	State Pool		03/14/22	Open	2000	None	2000	2.6788	2.6788	1.000000	2,000,000.00	2,000,000.00	0.00	1.000000	1,312,007.31	1,312,007.31	0.00
MB34-MBIA CERT OF OBLIGATION 22	AR-0068	State Pool		03/03/22	Open	2000	None	2000	2.2891	2.2891	1.000000	10,000,000.00	10,000,000.00	0.00	0.000000	0.00	0.00	0.00
MB35-MBIA MOBILITY PROJ. 2022	AR-0069	State Pool		03/28/22	Open	2000	None	2000	2.2891	2.2891	1.000000	15,000,000.00	15,000,000.00	0.00	0.000000	0.00	0.00	0.00
LO11-Logic-Moblity Proj 2022	AR-0070	State Pool		04/01/22	Open	200	None	200	2.4756	2.4756	1.000000	11,000,000.00	11,000,000.00	0.00	1.000000	4,289.95	4,289.95	0.00
LO12-Logic-Cert of Oblig 22	AR-0071	State Pool		04/01/22	Open	200	None	200	2.4756	2.4756	1.000000	11,000,000.00	11,000,000.00	0.00	1.000000	4,057,751.00	4,057,751.00	0.00
State Pool Total									**2.6355**	**2.6355**	**1.000000**	**432,418,627.31**	**432,418,627.31**	**0.00**	**1.000000**	**393,060,350.43**	**393,060,350.43**	**0.00**
Investment Total									**2.1519**	**2.1519**	**1.000000**	**642,613,115.83**	**642,613,115.83**	**0.00**	**1.000000**	**595,217,153.77**	**595,217,153.77**	**0.00**

Open Investments
Ft. Bend County
Effective Interest - Actual Life
Receipts in Period
09/30/22

Showing Ending Par Val/Shares: $595,217,153.77

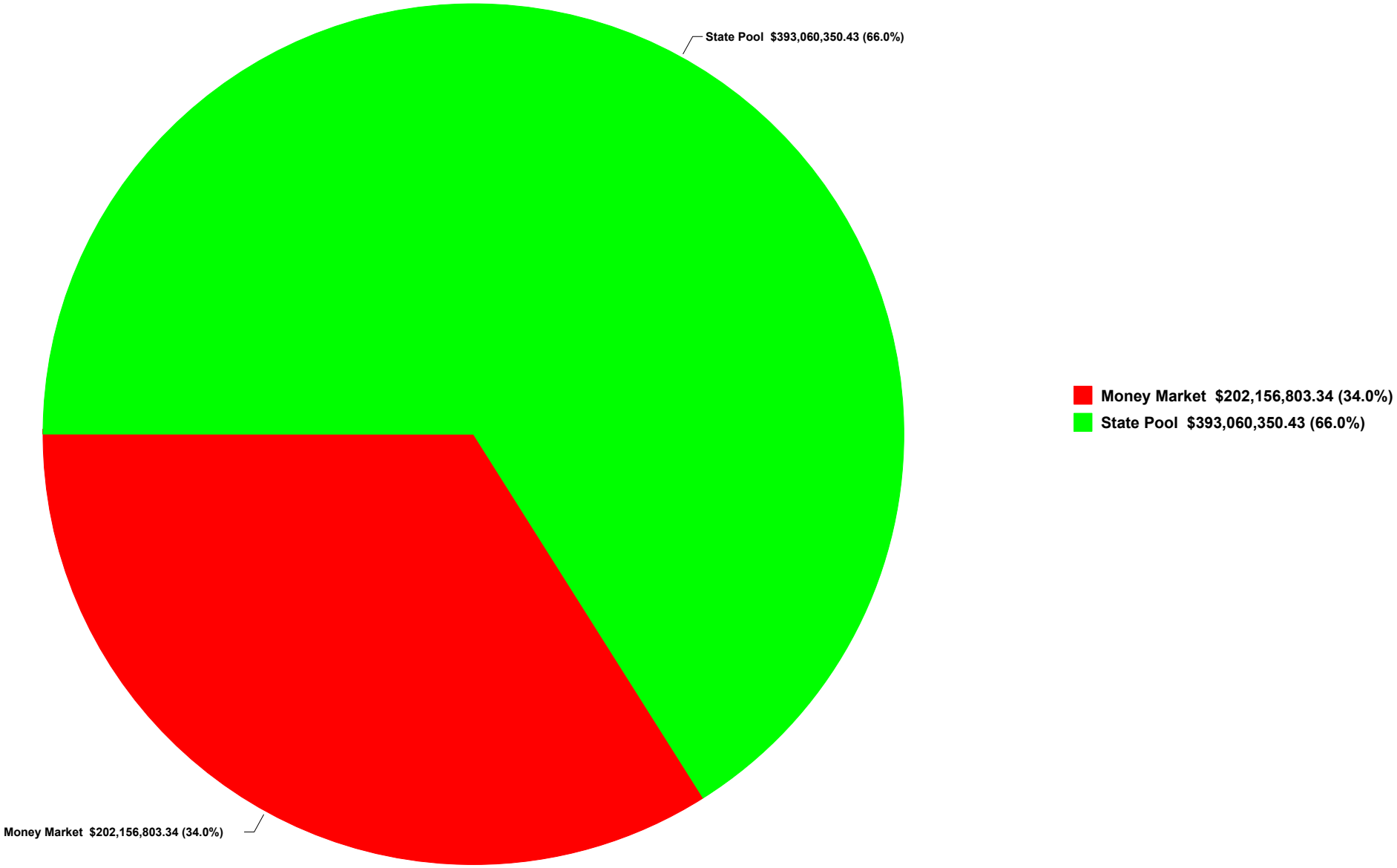

FBC INVESTMENT TRAILING 12 MONTHS

Open Investments		FARMERS MAC DN	FFCB	FHLB	FHLMC	FNMA	FNMA DISCOUNT NOTE	State Pool	Prosperity Money Market	Prosperity - Invst. Acct.
$ 615,430,996	9/30/2021	$ -	$ -	$ -	$ -	$ -	$ -	$ 473,626,947	$ 141,804,049	$ -
$ 590,225,881	10/31/2021	$ -	$ -	$ -	$ -	$ -	$ -	$ 463,627,607	$ 126,598,274	$ -
$ 549,809,193	11/30/2021	$ -	$ -	$ -	$ -	$ -	$ -	$ 439,646,883	$ 126,598,274	$ -
$ 561,165,551	12/31/2021	$ -	$ -	$ -	$ -	$ -	$ -	$ 439,672,912	$ 121,492,639	$ -
$ 738,368,878	1/31/2022	$ -	$ -	$ -	$ -	$ -	$ -	$ 591,714,806	$ 146,654,072	$ -
$ 748,933,656	2/28/2022	$ -	$ -	$ -	$ -	$ -	$ -	$ 617,274,169	$ 131,659,487	$ -
$ 777,559,316	3/31/2022	$ -	$ -	$ -	$ -	$ -	$ -	$ 653,121,342	$ 124,437,974	$ -
$ 743,346,280	4/30/2022	$ -	$ -	$ -	$ -	$ -	$ -	$ 672,068,903	$ 71,277,377	$ -
$ 709,532,923	5/31/2022	$ -	$ -	$ -	$ -	$ -	$ -	$ 641,573,367	$ 67,959,556	$ -
$ 756,138,796	6/30/2022	$ -	$ -	$ -	$ -	$ -	$ -	$ 395,117,356	$ 361,021,440	$ -
$ 717,814,138	7/31/2022	$ -	$ -	$ -	$ -	$ -	$ -	$ 383,523,758	$ 334,290,380	$ -
$ 636,698,125	8/31/2022	$ -	$ -	$ -	$ -	$ -	$ -	$ 410,882,058	$ 225,816,067	$ -
$ 595,217,154	9/30/2022	$ -	$ -	$ -	$ -	$ -	$ -	$ 393,060,351	$ 202,156,803	$ -

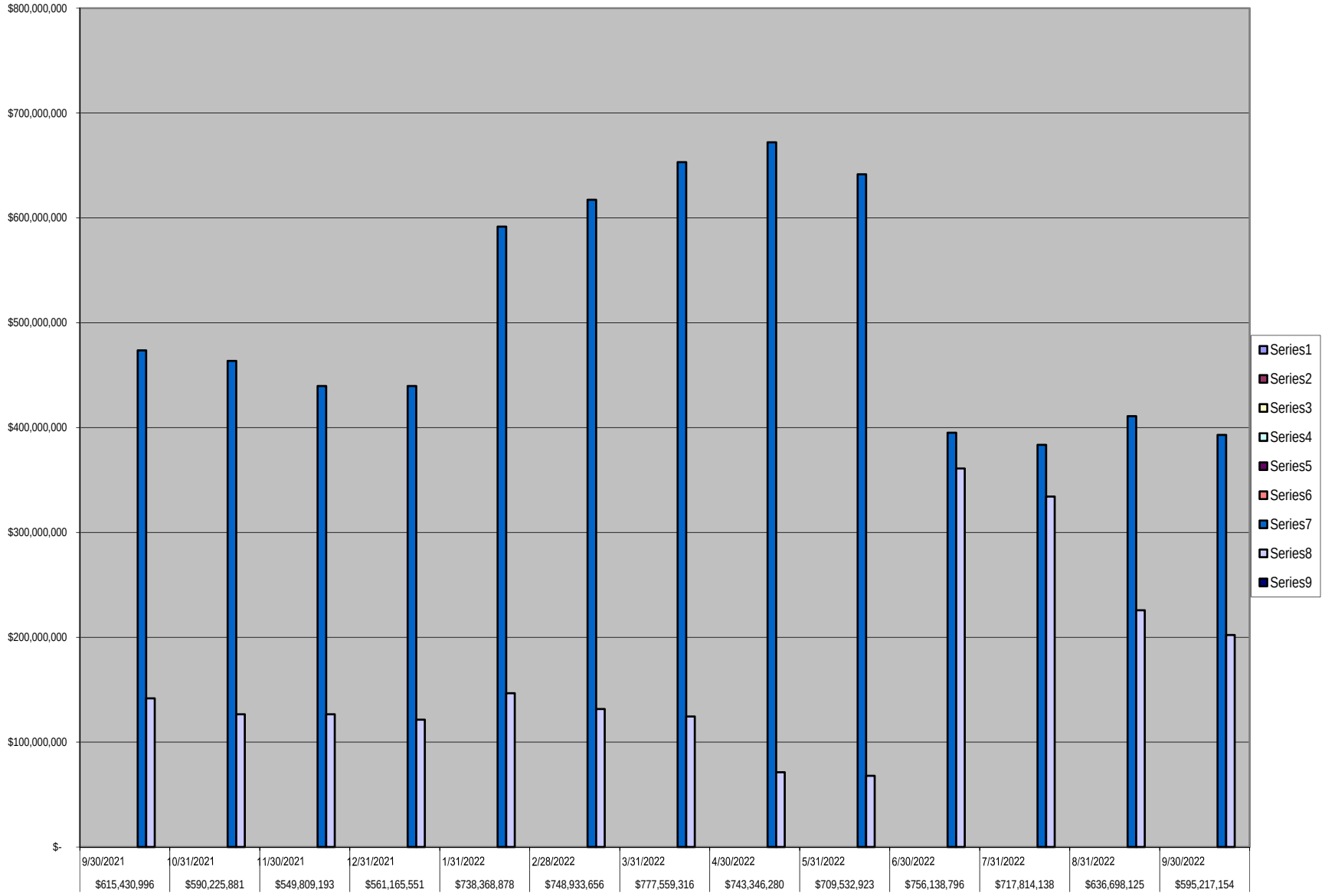
$800,000,000
$700,000,000
$600,000,000
$500,000,000
$400,000,000
$300,000,000
$200,000,000
$100,000,000
$-
9/30/2021
$615,430,996
10/31/2021
$590,225,881
11/30/2021
$549,809,193
12/31/2021
$561,165,551
1/31/2022
$738,368,878
2/28/2022
$748,933,656
3/31/2022
$777,559,316
4/30/2022
$743,346,280
5/31/2022
$709,532,923
6/30/2022
$756,138,796
7/31/2022
$717,814,138
8/31/2022
$636,698,125
9/30/2022
$595,217,154
Series1
Series2
Series3
Series4
Series5
Series6
Series7
Series8
Series9

CADENCE
BANK

09/14/2022

To Whom It May Concern,

In accordance with Cadence Bank's Depository Bid, the interest rate for the month of August 2022 is a fixed rate of 0.25% for all Fort Bend County interest-bearing accounts except the below.

Account 5500272066, 5500272637, 5500272660, 5500272678, 5500272686 had a fixed rate of 2.10%

Sincerely,

Jessica Escamilla

Jessica Escamilla
Implementation Project Partner
Cadence Bank N.A.

Texas CLASS®

Daily Rates

September 30, 2022

Texas CLASS

Texas CLASS AVERAGE MONTHLY YIELD: 2,6788%

Date	Dividend Rate	Daily Yield
09/01/2022	0.000066959	2.4380%
09/02/2022	0.000271440	2.4769%
09/03/2022	0.000000000	2.4769%
09/04/2022	0.000000000	2.4769%
09/05/2022	0.000000000	2.4769%
09/06/2022	0.000068249	2.4912%
09/07/2022	0.000068641	2.5054%
09/08/2022	0.000069326	2.5304%
09/09/2022	0.000208641	2.5383%
09/10/2022	0.000000000	2.5385%
09/11/2022	0.000000000	2.5385%
09/12/2022	0.000069618	2.5410%
09/13/2022	0.000070058	2.5571%
09/14/2022	0.000070423	2.5704%
09/15/2022	0.000070527	2.5742%
09/16/2022	0.000212454	2.5856%
09/17/2022	0.000000000	2.5848%
09/18/2022	0.000000000	2.5848%
09/19/2022	0.000071259	2.6010%
09/20/2022	0.000072090	2.6313%
09/21/2022	0.000072005	2.6282%
09/22/2022	0.000074098	2.7046%
09/23/2022	0.000241143	2.9339%
09/24/2022	0.000000000	2.9339%
09/25/2022	0.000000000	2.9339%
09/26/2022	0.000083696	3.0549%
09/27/2022	0.000084854	3.0968%
09/28/2022	0.000084951	3.1007%
09/29/2022	0.000085418	3.1178%
09/30/2022	0.000086101	3.1428%

Performance results are shown net of all fees and expenses and reflect the reinvestment of dividends and other earnings. Many factors affect performance including changes in market conditions and interest rates and in response to other economic, political, or financial developments. Investment involves risk including the possible loss of principal. No assurance can be given that the performance objectives of a given strategy will be achieved. **Past performance is no guarantee of future results. Any financial and/or investment decision may incur losses.**

September 30, 2022

TexasDAILY

Current Yield[1]: 2.86%

Historical Rates Monthly Distribution Yields[2]

	2012	2013	2014	2015	2016	2017	2018	2019	2020	2021	2022
January	0.08%	0.12%	0.04%	0.07%	0.35%	0.58%	1.34%	2.40%	1.61%	0.07%	0.02%
February	0.10%	0.10%	0.04%	0.08%	0.39%	0.59%	1.40%	2.40%	1.58%	0.05%	0.02%
March	0.10%	0.10%	0.04%	0.09%	0.41%	0.66%	1.50%	2.41%	1.20%	0.05%	0.14%
April	0.10%	0.08%	0.04%	0.09%	0.42%	0.75%	1.65%	2.42%	0.83%	0.05%	0.30%
May	0.12%	0.08%	0.04%	0.09%	0.43%	0.76%	1.75%	2.41%	0.41%	0.04%	0.68%
June	0.13%	0.05%	0.04%	0.09%	0.44%	0.85%	1.85%	2.41%	0.24%	0.03%	1.00%
July	0.13%	0.05%	0.05%	0.10%	0.45%	0.96%	1.96%	2.38%	0.22%	0.02%	1.49%
August	0.13%	0.05%	0.06%	0.11%	0.47%	1.00%	1.99%	2.21%	0.16%	0.02%	2.11%
September	0.13%	0.05%	0.06%	0.13%	0.50%	1.03%	2.03%	2.15%	0.14%	0.02%	2.43%
October	0.13%	0.04%	0.06%	0.15%	0.47%	1.05%	2.15%	1.97%	0.12%	0.02%	
November	0.13%	0.04%	0.06%	0.15%	0.45%	1.09%	2.21%	1.74%	0.10%	0.02%	
December	0.13%	0.04%	0.07%	0.23%	0.50%	1.21%	2.32%	1.66%	0.09%	0.02%	

Call toll-free
1-866-839-8376

Past performance is not indicative of future results and yields may vary.

(1) The current yield, which is also known as the current annualized yield or current seven-day yield, represents the net change, exclusive of capital changes and income other than investment income, in the value of a hypothetical account with a balance of one share (normally $1.00 per share) over a seven-day base period expressed as a percentage of the value of one share at the beginning of the seven-day period. This resulting net change in account value is then annualized by multiplying it by 365 and dividing the result by 7. The yields shown may reflect fee waivers by service providers that subsidize and reduce the total operating expenses of the TexasDAILY portfolio. Portfolio yields would be lower if there were no such waivers.

(2) The monthly distribution yield represents the sum of a month's one-day allocation factors divided by the number of days in that month, and multiplied by 365. The yields shown may reflect fee waivers by service providers that subsidize and reduce the total operating expenses of the TexasDAILY portfolio. Portfolio yields would be lower if there were no such waivers.

This information is for institutional investors, not for further distribution to retail investors, and does not represent an offer to sell or a solicitation of an offer to buy or sell any fund or other security. Investors should consider the Texas Range Investment Program's (the "Program's") investment objectives, risks, charges and expenses before investing. This and other information about the Program is available in the Program's Information Statement, which should be read carefully before investing. A copy of the Program's Information Statement may be obtained by calling 1-866-839-8376 or is available on the Program's website at www.texas-range.com. While TexasDAILY and TexasDAILY Select seek to maintain a stable net asset value of $1.00 per share and TexasTERM seeks to achieve a net asset value of $1.00 per share at its stated maturity, it is possible to lose money investing in the Program. An investment in the Program is not insured or guaranteed by the Federal Deposit Insurance Corporation or any other governmental agency. Shares of the Program are distributed by ***PFM Fund Distributors, Inc.****, member Financial Industry Regulatory Authority (FINRA) (www.finra.org) and Securities Investor Protection Corporation (SIPC) (www.sipc.org). PFM Fund Distributors, Inc. is an affiliate of PFM Asset Management LLC.*

LOGIC VERSUS 90-DAY TREASURY BILL

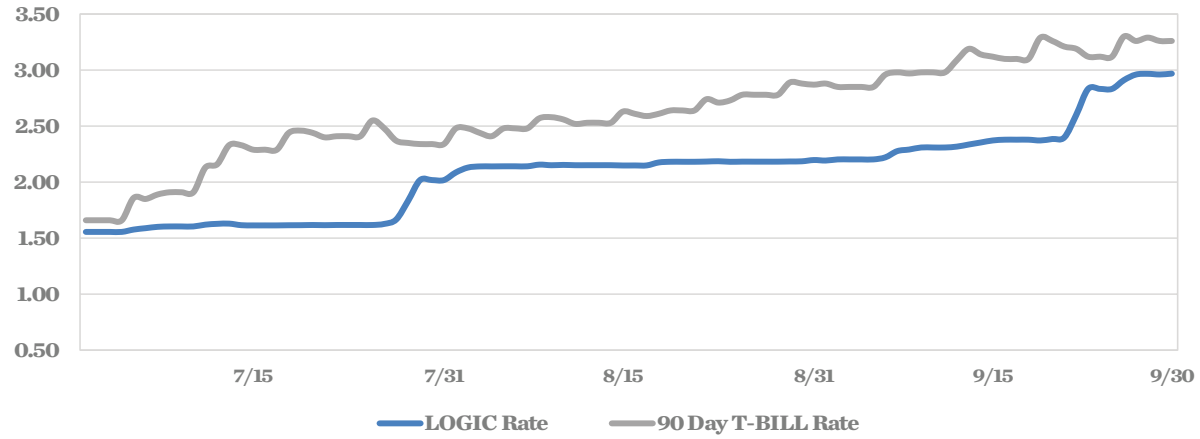

This material is for information purposes only. This information does not represent an offer to buy or sell a security. The above rate information is obtained from sources that are believed to be reliable; however, its accuracy or completeness may be subject to change. The LOGIC management fee may be waived in full or in part at the discretion of the LOGIC co-administrators and the LOGIC rate for the period shown reflects waiver of fees. This table represents historical investment performance/return to the customer, net of fees, and is not an indication of future performance. An investment in the security is not insured or guaranteed by the Federal Deposit Insurance Corporation or any other government agency. Although the issuer seeks to preserve the value of an investment of $1.00 per share, it is possible to lose money by investing in the security. Information about these and other program details are in the fund's Information Statement which should be read carefully before investing. The yield on the 90-Day Treasury Bill ("T-Bill Yield") is shown for comparative purposes only. When comparing the investment returns of the LOGIC pool to the T-Bill Yield, you should know that the LOGIC pool consists of allocations of specific diversified securities as detailed in the respective Information Statements. The T-Bill Yield is taken from Bloomberg Finance L.P. and represents the daily closing yield on the then current 90-Day T-Bill. The LOGIC yield is calculated in accordance with regulations governing the registration of open-end management investment companies under the Investment Company Act of 1940 as promulgated from time to time by the federal Securities and Exchange Commission.

DAILY SUMMARY FOR SEPTEMBER 2022

DATE	MNY MKT FUND EQUIV. [SEC Std.]	DAILY ALLOCATION FACTOR	INVESTED BALANCE	MARKET VALUE PER SHARE	WAM DAYS (1)	WAL DAYS (2)
9/1/2022	2.1931%	0.000060084	$7,694,742,485.08	0.999783	25	63
9/2/2022	2.2032%	0.000060361	$7,703,327,211.56	0.999656	23	60
9/3/2022	2.2032%	0.000060361	$7,703,327,211.56	0.999656	23	60
9/4/2022	2.2032%	0.000060361	$7,703,327,211.56	0.999656	23	60
9/5/2022	2.2032%	0.000060361	$7,703,327,211.56	0.999656	23	60
9/6/2022	2.2217%	0.000060868	$7,726,401,552.39	0.999821	22	63
9/7/2022	2.2773%	0.000062393	$7,897,163,984.15	0.999823	21	61
9/8/2022	2.2914%	0.000062777	$7,923,929,618.75	0.999828	21	62
9/9/2022	2.3097%	0.000063279	$7,926,437,458.85	0.999736	20	60
9/10/2022	2.3097%	0.000063279	$7,926,437,458.85	0.999736	20	60
9/11/2022	2.3097%	0.000063279	$7,926,437,458.85	0.999736	20	60
9/12/2022	2.3176%	0.000063496	$8,034,383,136.14	0.999821	19	61
9/13/2022	2.3364%	0.000064012	$8,047,913,368.12	0.999790	20	63
9/14/2022	2.3544%	0.000064503	$8,039,220,423.47	0.999756	18	64
9/15/2022	2.3725%	0.000065000	$7,982,516,125.08	0.999742	18	64
9/16/2022	2.3793%	0.000065186	$7,999,344,143.99	0.999656	16	63
9/17/2022	2.3793%	0.000065186	$7,999,344,143.99	0.999656	16	63
9/18/2022	2.3793%	0.000065186	$7,999,344,143.99	0.999656	16	63
9/19/2022	2.3724%	0.000064997	$7,979,121,968.11	0.999747	16	63
9/20/2022	2.3856%	0.000065358	$7,989,852,104.74	0.999749	20	62
9/21/2022	2.3994%	0.000065736	$7,981,882,848.59	0.999756	17	62
9/22/2022	2.6004%	0.000071244	$7,951,274,283.83	0.999740	17	67
9/23/2022	2.8327%	0.000077607	$7,996,460,384.51	0.999648	17	67
9/24/2022	2.8327%	0.000077607	$7,996,460,384.51	0.999648	17	67
9/25/2022	2.8327%	0.000077607	$7,996,460,384.51	0.999648	17	67
9/26/2022	2.9112%	0.000079760	$8,058,551,157.33	0.999761	16	66
9/27/2022	2.9607%	0.000081116	$8,034,511,717.74	0.999776	16	65
9/28/2022	2.9673%	0.000081296	$7,989,702,673.44	0.999793	16	65
9/29/2022	2.9615%	0.000081138	$7,974,029,679.64	0.999800	15	64
9/30/2022	2.9690%	0.000081342	$7,796,189,315.81	0.999709	14	65
Average	**2.4756%**	**0.000067826**	**$7,922,714,041.69**		**19**	**63**

Cadence Bank
Money Market Accounts
September 30, 2022

FUND	DESCRIPTION	BEGINNING BALANCE	DEPOSITS	WITH-DRAWALS	INTEREST	ENDING BALANCE
100	General Operating	52,218,284.40	46,431,588.50	70,974,653.64	75,729.41	27,750,948.67
150	Juvenile Operations	255,877.95	1,035,203.71	1,269,020.34	33.31	22,094.63
155	Road & Bridge	377,734.13	2,179,757.91	2,524,482.54	85.56	33,095.06
160	Drainage District	88,540.23	517,590.44	593,027.36	36.87	13,140.18
165	Lateral Road	1,325,351.60	-		272.33	1,325,623.93
170	Statue Restoration	4,624.33	-	-	0.95	4,625.28
175	City Water Assistance	3,312.82	214.00	-	0.71	3,527.53
185	Entex Contributions	4.71	-	-	-	4.71
190	H L & P Assistance	21,556.40	-	535.01	4.38	21,025.77
195	County Law Library	1,232,486.41	50,272.50	32,567.48	254.58	1,250,446.01
200	Law Enforcement Academy	547,458.19	100,307.60	40,729.13	123.08	607,159.74
205	Surface Water Supply Corp.	8,357.66	-	-	1.72	8,359.38
206	Industrial Development Corp	4,436.11	-	-	0.91	4,437.02
207	FBC Historical Commission	7,110.80	-	-	1.46	7,112.26
215	Library Donations	99,840.49	3,796.66	4,626.56	20.16	99,030.75
225	FBC Asset Forfei.Task-State	1,673,101.28	87,154.01	14,704.16	351.46	1,745,902.59
235	Probate Court Training	165,500.62	1,090.02	-	34.13	166,624.77
245	Alert Program-Juvenile	55,867.35	-	-	11.48	55,878.83
255	D A Asset Forfeiture-Fed.	55.56	-	-	0.01	55.57
265	Gus George Memorial	4,700.68		-	0.97	4,701.65
275	D A Special Fund Run	8,170.71	1,965.00	-	1.69	10,137.40
280	Co.Atty.Supplemental Salary	204,650.57	-	8,715.15	41.10	195,976.52
290	VIT Interest (Tax Coll)	65,331.80	5,954.82	378.55	14.55	70,922.62
300	FBC Elections	227,255.31	159,360.83	876.59	66.19	385,805.74
305	FBC Asset Forfie.Task-Fed.	-	-	-	-	-
310	Sheriff Ofc/Forfei.Assets-St.	524,832.23	22,416.15	7,512.99	109.64	539,845.03
315	Sheriff Ofc/Forfei.Assets-Fed.	37,078.06	-	4,000.00	6.80	33,084.86
320	Constable Pct. 2 F/A	24.10	-	-	0.01	24.11
322	Constable Pct 3 F/A	8,268.22	-	-	1.70	8,269.92
324	Constable Pct 1 F/A	0.76	-	-	-	0.76
332	Fire Marshal St. Ass't. Forfeiture	704.89	-	-	0.14	705.03
335	DA Asset Forfeit.-State	819,653.52	-	16,712.45	166.60	803,107.67
360	Law Enforcement Training	139,356.46	-	4,920.00	28.30	134,464.76
390	Child Protective Service IV-E	28,737.28	-	9,009.21	4.91	- 19,732.98

Cadence Bank
Money Market Accounts
September 30, 2022

402	Hope 3 Program Sales	61.08	-	-	0.01	61.09
410	Child Support IVD Reimb.	172,304.42	-	-	35.41	172,339.83
415	Local Law Enf.Block Grant	26,654.62	-	5,027.36	4.89	21,632.15
440	Supervision	4,221,427.33	1,170,060.07	557,332.14	937.51	4,835,092.77
470	FBC Assist District #16	111,688.96	2,448.81	26,117.99	21.48	88,041.26
471	FBC Assist District #17	2,761.38	269.86	-	0.60	3,031.84
472	FBC Assist District #18	43,913.08	2,809.45	-	9.39	46,731.92
473	FBC Assist District #19	76,556.62	19,968.03	11,564.46	17.50	84,977.69
474	FBC Assist District #20	281,311.22	8,544.95	5,014.10	58.57	284,900.64
475	FBC Assist District #21	5,844.34	421.97	-	1.26	6,267.57
476	FBC Assist District #22	854,264.78	39,990.34	-	180.74	894,435.86
600/605	Debt Service Account	282,655.75	89,925.42	44,326.93	63.93	328,318.17
610	Drainage Debt Service	14,697.36	3,014.18	-	3.39	17,714.93
750	Mission Bend/Four Corners	377,117.31	-	4,994.56	76.88	372,199.63
756	2018 Facilities Bond Projects	45,121.04	1,251,000.00	1,295,397.76	13.72	737.00
764	2020 Drainage Flood Projects	429,065.16	-	133,529.64	72.98	295,608.50
766	2020 Mobility - Tx Heritage Pkwy	297,327.08	-	229,423.48	13.97	67,917.57
768	2020A Tax Notes	198,772.74	-	-	40.84	198,813.58
771	2021 Tax Note Account	141,021.96	-	-	28.98	141,050.94
772	Certificate of Obligation 2022	255,847.16	2,400,000.00	2,614,882.03	9.03	40,974.16
774	2022 Mobility Projects	448,219.19	6,334,021.49	5,766,209.17	438.60	1,016,470.11
802	Sr. Lien Toll Rd Rev Bonds 2016	-	-	-	-	-
803	2021 FBCTRA Bond Projects	62,970.07	12,546,608.98	5,189,677.67	113.79	7,420,015.17
807	2021 Grand Pkwy Toll Rd Projects	327,339.28	1,300,000.00	1,619,629.70	61.29	7,770.87
810	Toll Road Operations	52,360,853.73	4,171,582.28	8,053,151.69	100,632.28	48,579,916.60
815	Grand Pkwy Toll Road Ops	27,228,019.12	2,451,822.97	621,411.80	52,872.17	29,111,302.46
990	County's Cares Act	65,993,577.48	1,546,715.54	6,694,508.84	122,929.85	60,968,714.03
TREA	Treasurer's Account	157.22	11,434,557.03	10,616,051.83	96.44	818,758.86
INVE	FBC Investment Account	-	-	-	-	-
850M	Boon-Chapman Medical	2,376,140.73	3,504,316.43	3,604,261.88	386.76	2,276,582.04
850D	Boon-Chapman Dental	1,076,690.97	-	191,292.77	202.00	885,600.20
882	Boon-Chapman 125	364,484.06	75,052.79	42,583.07	77.92	397,031.70
884	Fee Officer's Account	1,750,200.23	1,769,282.83	2,574,667.00	-	944,816.06
912	JP Credit Card Processing	29,819.11	305,604.34	319,998.85	13.18	15,437.78
908	EMS Credit Card Processing	49,543.60	36,271.52	52,959.95	10.37	32,865.54

Cadence Bank
Money Market Accounts
September 30, 2022

DACC	D A Credit Card Processing	2,424.45	23,500.00	24,551.31	2.05	1,375.19
PTCC	Public Transportation Credit Cards	299.14	13,368.01	11,556.43	0.52	2,111.24
CSCC	CSCD Credit Card	257,561.16	253,913.44	276,518.97	48.83	235,004.46
LBCC	Library Credit Card	135.84	6,460.00	5,863.01	0.23	733.06
JUCC	Juvenile Credit Card	159.99	2,369.55	2,279.64	0.15	250.05
SOCC	Sheriff Credit Card	25,659.25	26,540.03	29,689.28	4.41	22,514.41
TRCC	Toll Road Permit Credit Card	625.12	889.73	914.85	0.08	600.08
130	Assistant Dist Number 1	429,617.65	508,749.50	503,504.83	86.85	434,949.17
131	Assistant Dist Number 2	553,350.83	189,849.27	-	138.41	743,338.51
133	Assistant Dist Number 4	436,971.35	45,313.37	30,299.81	95.06	452,079.97
134	Assistant Dist Number 5	548,370.33	20,675.17	-	115.37	569,160.87
135	Assistant Dist Number 6	237,327.76	140,991.45	5,036.85	66.69	373,349.05
136	Assistant Dist Number 7	440,358.10	129,532.47	87,882.62	101.22	482,109.17
137	Assistant Dist Number 8	118,547.36	4,197.22	3,922.43	24.55	118,846.70
138	Assistant Dist Number 9	610,845.15	85,136.54	4,200.00	136.22	691,917.91
139	Assistant Dist Number 10	911,880.95	68,072.03	-	196.23	980,149.21
140	Assistant Dist Number 11	594,683.35	149,065.40	-	141.59	743,890.34
141	Assistant District Number 12	49,986.05	27,950.49	-	12.38	77,948.92
145	Emergency Svc Dist 100	429,315.80	-	-	88.22	429,404.02
CCCA	Non Fee Officer CC Clearing Acct	27,537.77	53,702.11	60,627.19	5.63	20,618.32
JPMT	Juror Payments	44,041.75	14,597.00	23,263.75	8.72	35,383.72
EPEC	Engineering Permitting E-Check	2,140.88	15,635.00	13,050.88	0.55	4,725.55
JP41	JP 4 E-Filing	1,970.70	18,998.00	17,618.70	0.68	3,350.68
JP12	JP 1-2 E-Filing	904.18	7,201.50	5,927.68	0.29	2,178.29
JP21	JP 2-1 E-Filing	1,931.73	21,993.25	18,330.48	0.78	5,595.28
JP11	JP 1-1 E-Filing	441.20	5,266.00	5,443.20	0.14	264.14
JP31	JP 3 E-Filing	4,782.62	19,843.00	21,431.62	0.87	3,194.87
	EMS Patient Acct Svcs ACH	178.49	600,114.54	600,293.03	0.74	0.74
	Change Fund Clearing Acct	(950.00)	1,788.00	1,348.00	-	(510.00)
DCJS	DC Jury Summons Postage	20,004.25		4.25	4.11	20,004.11
	Elections CC Account	269.83	265.00	269.83	0.06	265.06
	Total	225,816,066.84	103,516,938.50	127,534,314.47	358,112.47	202,156,803.34