

Investment Report

Ft. Bend County

07/01/23 - 07/31/23

This report summarizes the investment position of Ft. Bend County for the period 07/01/23 to 07/31/23.

	06/30/23	07/31/23
Book Value	779,821,460.79	745,227,459.25
Market Value	779,821,460.79	745,227,459.25
Par Value	779,821,460.79	745,227,459.25
Change in Market Value		0.00
Weighted Average Maturity (in Days)	31	28
Weighted Average Yield-to-Maturity of Portfolio	4.7825%	4.8898%
Yield-to-Maturity of 90 Day T-Bill	5.1450%	5.2700%
Accrued Interest		513,665.75


This report is presented in accordance with the Texas Government Code Title 10 Section 2256.023. The below signed hereby certify that, to the best of their knowledge on the date this report was created, Ft. Bend County is in compliance with the provisions of Government Code 2256 and with the stated policies and strategies of Ft. Bend County.



Director of Finance & Investments

1/5/2024

Date



County Treasurer

8-JAN-2024

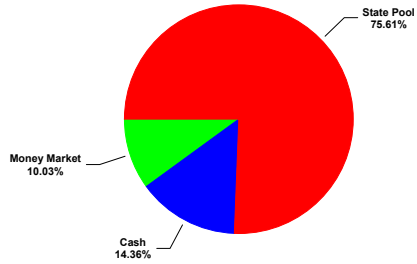
Date

Investment Report

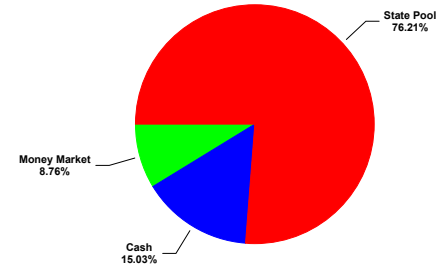
Ft. Bend County

07/01/23 - 07/31/23


Portfolio Composition - 06/30/23



Portfolio Composition - 07/31/23




Maturity Aging - 06/30/23 vs 07/31/23



■ Previous Period ■ Current Period

Portfolio Performance - 07/01/23 to 07/31/23



■ Portfolio ■ 90 Day T-Bill

GASB 31 Compliance Ft. Bend County

Effective Interest - Actual Life
Receipts in Period
07/01/23 - 07/31/23

CUSIP	Invest Number	Security Description	Purchase Date	Sale Date	Valuation Method	Yield Earned	Price Source 07/01/23	Beginning Unit Price	Par Value On 07/01/23	Reported Value 07/01/23	Purchase Cost	Sales Proceeds	Ending Unit Price	Par Value On 07/31/23	Price Source 07/31/23	Reported Value 07/31/23	Change in Fair Value	Interest	Net Investment Income
MB02-MBIA General	AR-0015	State Pool	11/01/08	Open	Fair Value	5.3337	Manual	1.000000	106,360,366.24	106,360,366.24	0.00	19,567,993.11	1.000000	86,792,373.13	Manual	86,792,373.13	0.00	426,364.09	426,364.09
MB03-MBIA Road & Bridge	AR-0016	State Pool	11/01/08	Open	Fair Value	5.6584	Manual	1.000000	5,658,406.39	5,658,406.39	0.00	977,140.82	1.000000	4,681,265.57	Manual	4,681,265.57	0.00	22,859.18	22,859.18
MB04-MBIA Drainage	AR-0017	State Pool	11/01/08	Open	Fair Value	5.3341	Manual	1.000000	7,203,267.00	7,203,267.00	0.00	568,458.07	1.000000	6,634,808.93	Manual	6,634,808.93	0.00	31,541.93	31,541.93
MB06-MBIA Toll Rd. Operations	AR-0019	State Pool	11/01/08	Open	Fair Value	5.3353	Manual	1.000000	95,042,930.04	95,042,930.04	0.00	-3,936,367.36	1.000000	98,979,297.40	Manual	98,979,297.40	0.00	436,367.36	436,367.36
TT00-TX TERM General	AR-0022	State Pool	11/01/08	Open	Fair Value	5.1518	Manual	1.000000	1,115.15	1,115.15	0.00	-4.88	1.000000	1,120.03	Manual	1,120.03	0.00	4.88	4.88
TT02-TX TERM Toll Rd. Operation	AR-0024	State Pool	11/01/08	Open	Fair Value	5.1472	Manual	1.000000	1,113.86	1,113.86	0.00	-4.87	1.000000	1,118.73	Manual	1,118.73	0.00	4.87	4.87
TT04-TX TERM Road & Bridge	AR-0026	State Pool	11/01/08	Open	Fair Value	5.1459	Manual	1.000000	1,111.84	1,111.84	0.00	-4.86	1.000000	1,116.70	Manual	1,116.70	0.00	4.86	4.86
TT05-TX TERM Drainage	AR-0027	State Pool	11/01/08	Open	Fair Value	5.1386	Manual	1.000000	368.85	368.85	0.00	-1.61	1.000000	370.46	Manual	370.46	0.00	1.61	1.61
LOG1-Logic- General	AR-0028	State Pool	11/10/08	Open	Fair Value	5.2952	Manual	1.000000	30,856,060.67	30,856,060.67	0.00	-138,788.72	1.000000	30,994,849.39	Manual	30,994,849.39	0.00	138,788.72	138,788.72
LOG2-Logic-Toll Rd.Operations	AR-0029	State Pool	11/10/08	Open	Fair Value	5.2963	Manual	1.000000	14,091,224.56	14,091,224.56	0.00	-63,394.84	1.000000	14,154,619.40	Manual	14,154,619.40	0.00	63,394.84	63,394.84
LOG5-Logic-Drainage	AR-0032	State Pool	11/10/08	Open	Fair Value	5.2887	Manual	1.000000	970,727.72	970,727.72	0.00	-4,360.89	1.000000	975,088.61	Manual	975,088.61	0.00	4,360.89	4,360.89
LOG8-Logic-Road & Bridge	AR-0035	State Pool	11/10/08	Open	Fair Value	5.2955	Manual	1.000000	3,334,353.02	3,334,353.02	0.00	-14,998.51	1.000000	3,349,351.53	Manual	3,349,351.53	0.00	14,998.51	14,998.51
MB12-MBIA ESD 100 AGREEMENT	AR-0041	State Pool	08/31/16	Open	Fair Value	5.3350	Manual	1.000000	12,925,371.12	12,925,371.12	0.00	-58,574.17	1.000000	12,983,945.29	Manual	12,983,945.29	0.00	58,574.17	58,574.17
MB13-MBIA ASSISTANCE DIST #1	AR-0042	State Pool	08/31/16	Open	Fair Value	5.3353	Manual	1.000000	15,874,179.35	15,874,179.35	0.00	-672,907.53	1.000000	16,547,086.88	Manual	16,547,086.88	0.00	72,907.53	72,907.53
MB14-MBIA GR PARKWAY OPERATIONS	AR-0043	State Pool	08/31/16	Open	Fair Value	5.3158	Manual	1.000000	69,819,365.94	69,819,365.94	0.00	-2,318,468.74	1.000000	72,137,834.68	Manual	72,137,834.68	0.00	318,468.74	318,468.74
LO10-LOGIC-COUNTY'S CARE ACT	AR-0047	State Pool	05/12/20	Open	Fair Value	5.2963	Manual	1.000000	2,585,385.53	2,585,385.53	0.00	-11,631.36	1.000000	2,597,016.89	Manual	2,597,016.89	0.00	11,631.36	11,631.36
MB18-MBIA COUNTY'S CARES ACT	AR-0048	State Pool	05/12/20	Open	Fair Value	5.3347	Manual	1.000000	49,852,706.82	49,852,706.82	0.00	1,427,893.90	1.000000	48,424,812.92	Manual	48,424,812.92	0.00	222,106.10	222,106.10
MB19-MBIA FBC ASSIST. DIST. #2	AR-0049	State Pool	05/13/20	Open	Fair Value	5.3352	Manual	1.000000	10,594,159.15	10,594,159.15	0.00	-248,333.18	1.000000	10,842,492.33	Manual	10,842,492.33	0.00	48,333.18	48,333.18
MB20- MBIA FBC ASSIST. DIST. #4	AR-0050	State Pool	05/13/20	Open	Fair Value	5.3350	Manual	1.000000	2,666,656.93	2,666,656.93	0.00	-12,084.54	1.000000	2,678,741.47	Manual	2,678,741.47	0.00	12,084.54	12,084.54
MB21-MBIA FBC ASSIST. DIST. #6	AR-0051	State Pool	05/13/20	Open	Fair Value	5.3350	Manual	1.000000	4,299,399.23	4,299,399.23	0.00	-19,483.68	1.000000	4,318,882.91	Manual	4,318,882.91	0.00	19,483.68	19,483.68
MB23-MBIA JUVENILE	AR-0053	State Pool	05/13/20	Open	Fair Value	5.3336	Manual	1.000000	7,800,843.32	7,800,843.32	0.00	865,826.75	1.000000	6,935,016.57	Manual	6,935,016.57	0.00	34,173.25	34,173.25
MB24-MBIA DEBT SERVICE	AR-0054	State Pool	05/13/20	Open	Fair Value	5.3350	Manual	1.000000	29,033,335.35	29,033,335.35	0.00	-131,570.95	1.000000	29,164,906.30	Manual	29,164,906.30	0.00	131,570.95	131,570.95
MB25-MBIA DRAINAGE DEBT SERVICE	AR-0055	State Pool	05/13/20	Open	Fair Value	5.3350	Manual	1.000000	4,608,734.28	4,608,734.28	0.00	-20,885.50	1.000000	4,629,619.78	Manual	4,629,619.78	0.00	20,885.50	20,885.50
MB26-FACILITIES BOND 2018	AR-0056	State Pool	05/13/20	Open	Fair Value	5.3349	Manual	1.000000	2,393,895.69	2,393,895.69	0.00	-5,844.02	1.000000	2,399,739.71	Manual	2,399,739.71	0.00	10,844.02	10,844.02
MB27-MBIA TX HERITAGE PARKWAY	AR-0057	State Pool	05/13/20	Open	Fair Value	5.3350	Manual	1.000000	514,199.15	514,199.15	0.00	-2,330.23	1.000000	516,529.38	Manual	516,529.38	0.00	2,330.23	2,330.23
Cadence-Money Market Accts	AR-0058	Money Market	01/31/21	Open	Fair Value	0.2421	Manual	1.000000	78,217,495.60	78,217,495.60	0.00	12,961,876.94	1.000000	65,255,618.66	Manual	65,255,618.66	0.00	15,999.92	15,999.92
MB28-MBIA GRAND PARKWAY 2021	AR-0059	State Pool	08/02/21	Open	Fair Value	5.3346	Manual	1.000000	4,980,346.65	4,980,346.65	0.00	981,378.68	1.000000	3,998,967.97	Manual	3,998,967.97	0.00	18,621.32	18,621.32
MB29-MBIA SR LIEN TOLL RD 2021	AR-0060	State Pool	08/02/21	Open	Fair Value	5.3348	Manual	1.000000	37,118,887.82	37,118,887.82	0.00	3,345,606.34	1.000000	33,773,281.48	Manual	33,773,281.48	0.00	154,393.66	154,393.66
MB30-MBIA FLOOD PRO DRAINAGE 20	AR-0061	State Pool	08/02/21	Open	Fair Value	5.3349	Manual	1.000000	15,698,755.41	15,698,755.41	0.00	119,312.04	1.000000	15,579,443.37	Manual	15,579,443.37	0.00	70,687.96	70,687.96
MB31-MBIA FBC ASSIST DIST #9	AR-0062	State Pool	03/11/22	Open	Fair Value	5.3350	Manual	1.000000	3,728,973.24	3,728,973.24	0.00	-16,898.67	1.000000	3,745,871.91	Manual	3,745,871.91	0.00	16,898.67	16,898.67
MB32-MBIA FBC ASSIST DIST #11	AR-0063	State Pool	03/11/22	Open	Fair Value	5.3350	Manual	1.000000	8,120,864.23	8,120,864.23	0.00	-36,801.50	1.000000	8,157,665.73	Manual	8,157,665.73	0.00	36,801.50	36,801.50
MB36-MBIA FEE OFFICER	AR-0065	State Pool	03/14/22	Open	Fair Value	5.3350	Manual	1.000000	1,305,642.80	1,305,642.80	0.00	-251.74	1.000000	1,305,894.54	Manual	1,305,894.54	0.00	5,894.54	5,894.54
MB37-MBIA FBC ASSIST DIST #7	AR-0066	State Pool	03/14/22	Open	Fair Value	5.3350	Manual	1.000000	2,331,197.63	2,331,197.63	0.00	-10,564.34	1.000000	2,341,761.97	Manual	2,341,761.97	0.00	10,564.34	10,564.34
MB38-MBIA 2020A FBC TAX NOTE	AR-0067	State Pool	03/14/22	Open	Fair Value	5.3350	Manual	1.000000	1,181,058.83	1,181,058.83	0.00	-5,352.23	1.000000	1,186,411.06	Manual	1,186,411.06	0.00	5,352.23	5,352.23
MB39-MBIA 2022 TAX NOTE	AR-0072	State Pool	12/16/22	Open	Fair Value	5.3345	Manual	1.000000	28,966,979.74	28,966,979.74	0.00	1,452,036.08	1.000000	27,514,943.66	Manual	27,514,943.66	0.00	127,963.92	127,963.92
MB40-MBIA FBC ASSIST DIST #22	AR-0073	State Pool	12/16/22	Open	Fair Value	5.3349	Manual	1.000000	1,178,151.15	1,178,151.15	0.00	-5,339.04	1.000000	1,183,490.19	Manual	1,183,490.19	0.00	5,339.04	5,339.04
MB41-MBIA FUND440 CSCD	AR-0074	State Pool	12/16/22	Open	Fair Value	5.3244	Manual	1.000000	5,025,295.22	5,025,295.22	0.00	77,490.50	1.000000	4,947,804.72	Manual	4,947,804.72	0.00	22,509.50	22,509.50
MB42-MBIA FBC ASSIST DIST #10	AR-0075	State Pool	12/16/22	Open	Fair Value	5.3349	Manual	1.000000	1,071,391.10	1,071,391.10	0.00	-4,855.22	1.000000	1,076,246.32	Manual	1,076,246.32	0.00	4,855.22	4,855.22
MB43-MBIA LATERAL ROAD	AR-0076	State Pool	12/16/22	Open	Fair Value	5.3350	Manual	1.000000	1,380,274.81	1,380,274.81	0.00	-6,255.02	1.000000	1,386,529.83	Manual	1,386,529.83	0.00	6,255.02	6,255.02
MB44-MBIA COUNTY LAW LIBRARY	AR-0077	State Pool	12/16/22	Open	Fair Value	5.3350	Manual	1.000000	1,026,869.36	1,026,869.36	0.00	-4,653.49	1.000000	1,031,522.85	Manual	1,031,522.85	0.00	4,653.49	4,653.49
MB45-U S Bank	AR-0078	Balance Account	06/20/23	Open	Fair Value	5.4000	Manual	1.000000	112,000,000.00	112,000,000.00	0.00	0.00	1.000000	112,000,000.00	Manual	112,000,000.00	0.00	513,665.75	513,665.75
Investment Total						4.8200		1.000000	779,821,460.79	779,821,460.79	0.00	34,594,001.54	1.000000	745,227,459.25		745,227,459.25	0.00	3,122,541.07	3,122,541.07

Portfolio Position

Ft. Bend County

Effective Interest - Actual Life
Receipts in Period
07/01/23 - 07/31/23

CUSIP	Invest Number	Security Description	Purchase Date	Call Date	Par Value On 07/01/23	Par Value On 07/31/23	Market Val On 07/01/23	Market Val On 07/31/23	Purchase Cost	Sales Proceeds	Original Princ/Cost	Amor Value On 07/01/23	Amor Value On 07/31/23
MB39 - 2022 TAX NOTE													
State Pool													
MB39-MBIA 2022 TAX NOTE	AR-0072	State Pool	12/16/22	Open	<u>28,966,979.74</u>	<u>27,514,943.66</u>	<u>28,966,979.74</u>	<u>27,514,943.66</u>	<u>0.00</u>	<u>0.00</u>	<u>0.00</u>	<u>28,966,979.74</u>	<u>27,514,943.66</u>
State Pool Total					<u>28,966,979.74</u>	<u>27,514,943.66</u>	<u>28,966,979.74</u>	<u>27,514,943.66</u>	<u>0.00</u>	<u>0.00</u>	<u>0.00</u>	<u>28,966,979.74</u>	<u>27,514,943.66</u>
MB39 - 2022 TAX NOTE Total					<u>28,966,979.74</u>	<u>27,514,943.66</u>	<u>28,966,979.74</u>	<u>27,514,943.66</u>	<u>0.00</u>	<u>0.00</u>	<u>0.00</u>	<u>28,966,979.74</u>	<u>27,514,943.66</u>
MB41 - 440V SUPERVISION													
State Pool													
MB41-MBIA FUND440 CSCD	AR-0074	State Pool	12/16/22	Open	<u>5,025,295.22</u>	<u>4,947,804.72</u>	<u>5,025,295.22</u>	<u>4,947,804.72</u>	<u>0.00</u>	<u>0.00</u>	<u>4,000,000.00</u>	<u>5,025,295.22</u>	<u>4,947,804.72</u>
State Pool Total					<u>5,025,295.22</u>	<u>4,947,804.72</u>	<u>5,025,295.22</u>	<u>4,947,804.72</u>	<u>0.00</u>	<u>0.00</u>	<u>4,000,000.00</u>	<u>5,025,295.22</u>	<u>4,947,804.72</u>
MB41 - 440V SUPERVISION Total					<u>5,025,295.22</u>	<u>4,947,804.72</u>	<u>5,025,295.22</u>	<u>4,947,804.72</u>	<u>0.00</u>	<u>0.00</u>	<u>4,000,000.00</u>	<u>5,025,295.22</u>	<u>4,947,804.72</u>
130 - Assistance Dist #1													
State Pool													
MB13-MBIA ASSISTANCE DIST #1	AR-0042	State Pool	08/31/16	Open	<u>15,874,179.35</u>	<u>16,547,086.88</u>	<u>15,874,179.35</u>	<u>16,547,086.88</u>	<u>0.00</u>	<u>0.00</u>	<u>10,000,000.00</u>	<u>15,874,179.35</u>	<u>16,547,086.88</u>
State Pool Total					<u>15,874,179.35</u>	<u>16,547,086.88</u>	<u>15,874,179.35</u>	<u>16,547,086.88</u>	<u>0.00</u>	<u>0.00</u>	<u>10,000,000.00</u>	<u>15,874,179.35</u>	<u>16,547,086.88</u>
130 - Assistance Dist #1 Total					<u>15,874,179.35</u>	<u>16,547,086.88</u>	<u>15,874,179.35</u>	<u>16,547,086.88</u>	<u>0.00</u>	<u>0.00</u>	<u>10,000,000.00</u>	<u>15,874,179.35</u>	<u>16,547,086.88</u>
145 - ESD 100 Agreement													
State Pool													
MB12-MBIA ESD 100 AGREEMENT	AR-0041	State Pool	08/31/16	Open	<u>12,925,371.12</u>	<u>12,983,945.29</u>	<u>12,925,371.12</u>	<u>12,983,945.29</u>	<u>0.00</u>	<u>0.00</u>	<u>3,900,000.00</u>	<u>12,925,371.12</u>	<u>12,983,945.29</u>
State Pool Total					<u>12,925,371.12</u>	<u>12,983,945.29</u>	<u>12,925,371.12</u>	<u>12,983,945.29</u>	<u>0.00</u>	<u>0.00</u>	<u>3,900,000.00</u>	<u>12,925,371.12</u>	<u>12,983,945.29</u>
145 - ESD 100 Agreement Total					<u>12,925,371.12</u>	<u>12,983,945.29</u>	<u>12,925,371.12</u>	<u>12,983,945.29</u>	<u>0.00</u>	<u>0.00</u>	<u>3,900,000.00</u>	<u>12,925,371.12</u>	<u>12,983,945.29</u>
MB42 - FBC ASSIST DIST #10													
State Pool													
MB42-MBIA FBC ASSIST DIST #10	AR-0075	State Pool	12/16/22	Open	<u>1,071,391.10</u>	<u>1,076,246.32</u>	<u>1,071,391.10</u>	<u>1,076,246.32</u>	<u>0.00</u>	<u>0.00</u>	<u>500,000.00</u>	<u>1,071,391.10</u>	<u>1,076,246.32</u>
State Pool Total					<u>1,071,391.10</u>	<u>1,076,246.32</u>	<u>1,071,391.10</u>	<u>1,076,246.32</u>	<u>0.00</u>	<u>0.00</u>	<u>500,000.00</u>	<u>1,071,391.10</u>	<u>1,076,246.32</u>
MB42 - FBC ASSIST DIST #10 Total					<u>1,071,391.10</u>	<u>1,076,246.32</u>	<u>1,071,391.10</u>	<u>1,076,246.32</u>	<u>0.00</u>	<u>0.00</u>	<u>500,000.00</u>	<u>1,071,391.10</u>	<u>1,076,246.32</u>
MB40 - FBC ASSIST DIST #22													
State Pool													
MB40-MBIA FBC ASSIST DIST #22	AR-0073	State Pool	12/16/22	Open	<u>1,178,151.15</u>	<u>1,183,490.19</u>	<u>1,178,151.15</u>	<u>1,183,490.19</u>	<u>0.00</u>	<u>0.00</u>	<u>1,000,000.00</u>	<u>1,178,151.15</u>	<u>1,183,490.19</u>
State Pool Total					<u>1,178,151.15</u>	<u>1,183,490.19</u>	<u>1,178,151.15</u>	<u>1,183,490.19</u>	<u>0.00</u>	<u>0.00</u>	<u>1,000,000.00</u>	<u>1,178,151.15</u>	<u>1,183,490.19</u>
MB40 - FBC ASSIST DIST #22 Total					<u>1,178,151.15</u>	<u>1,183,490.19</u>	<u>1,178,151.15</u>	<u>1,183,490.19</u>	<u>0.00</u>	<u>0.00</u>	<u>1,000,000.00</u>	<u>1,178,151.15</u>	<u>1,183,490.19</u>
MB43 - FBC LATERAL ROAD													
State Pool													
MB43-MBIA LATERAL ROAD	AR-0076	State Pool	12/16/22	Open	<u>1,380,274.81</u>	<u>1,386,529.83</u>	<u>1,380,274.81</u>	<u>1,386,529.83</u>	<u>0.00</u>	<u>0.00</u>	<u>1,000,000.00</u>	<u>1,380,274.81</u>	<u>1,386,529.83</u>
State Pool Total					<u>1,380,274.81</u>	<u>1,386,529.83</u>	<u>1,380,274.81</u>	<u>1,386,529.83</u>	<u>0.00</u>	<u>0.00</u>	<u>1,000,000.00</u>	<u>1,380,274.81</u>	<u>1,386,529.83</u>
MB43 - FBC LATERAL ROAD Total					<u>1,380,274.81</u>	<u>1,386,529.83</u>	<u>1,380,274.81</u>	<u>1,386,529.83</u>	<u>0.00</u>	<u>0.00</u>	<u>1,000,000.00</u>	<u>1,380,274.81</u>	<u>1,386,529.83</u>
MB44 - FBC LAW LIBRARY													
State Pool													
MB44-MBIA COUNTY LAW LIBRARY	AR-0077	State Pool	12/16/22	Open	<u>1,026,869.36</u>	<u>1,031,522.85</u>	<u>1,026,869.36</u>	<u>1,031,522.85</u>	<u>0.00</u>	<u>0.00</u>	<u>1,000,000.00</u>	<u>1,026,869.36</u>	<u>1,031,522.85</u>
State Pool Total					<u>1,026,869.36</u>	<u>1,031,522.85</u>	<u>1,026,869.36</u>	<u>1,031,522.85</u>	<u>0.00</u>	<u>0.00</u>	<u>1,000,000.00</u>	<u>1,026,869.36</u>	<u>1,031,522.85</u>
MB44 - FBC LAW LIBRARY Total					<u>1,026,869.36</u>	<u>1,031,522.85</u>	<u>1,026,869.36</u>	<u>1,031,522.85</u>	<u>0.00</u>	<u>0.00</u>	<u>1,000,000.00</u>	<u>1,026,869.36</u>	<u>1,031,522.85</u>
810 - FBC Toll Road Operations													
State Pool													
TT02-TX TERM Toll Rd. Operation	AR-0024	State Pool	11/01/08	Open	<u>0.00</u>	<u>0.00</u>	<u>0.00</u>	<u>0.00</u>	<u>0.00</u>	<u>0.00</u>	<u>0.00</u>	<u>0.00</u>	<u>0.00</u>
State Pool Total					<u>0.00</u>	<u>0.00</u>	<u>0.00</u>	<u>0.00</u>	<u>0.00</u>	<u>0.00</u>	<u>0.00</u>	<u>0.00</u>	<u>0.00</u>
810 - FBC Toll Road Operations Total					<u>0.00</u>	<u>0.00</u>	<u>0.00</u>	<u>0.00</u>	<u>0.00</u>	<u>0.00</u>	<u>0.00</u>	<u>0.00</u>	<u>0.00</u>
815 - Grand Parkway Operations													
State Pool													
MB14-MBIA GR PARKWAY OPERATIONS	AR-0043	State Pool	08/31/16	Open	<u>69,819,365.94</u>	<u>72,137,834.68</u>	<u>69,819,365.94</u>	<u>72,137,834.68</u>	<u>0.00</u>	<u>0.00</u>	<u>8,500,000.00</u>	<u>69,819,365.94</u>	<u>72,137,834.68</u>
State Pool Total					<u>69,819,365.94</u>	<u>72,137,834.68</u>	<u>69,819,365.94</u>	<u>72,137,834.68</u>	<u>0.00</u>	<u>0.00</u>	<u>8,500,000.00</u>	<u>69,819,365.94</u>	<u>72,137,834.68</u>

Portfolio Position

Ft. Bend County

Effective Interest - Actual Life
Receipts in Period
07/01/23 - 07/31/23

CUSIP	Invest Number	Security Description	Purchase Date	Call Date	Par Value On 07/01/23	Par Value On 07/31/23	Market Val On 07/01/23	Market Val On 07/31/23	Purchase Cost	Sales Proceeds	Original Princ/Cost	Amor Value On 07/01/23	Amor Value On 07/31/23
815 - Grand Parkway Operations Total					<u>69,819,365.94</u>	<u>72,137,834.68</u>	<u>69,819,365.94</u>	<u>72,137,834.68</u>	<u>0.00</u>	<u>0.00</u>	<u>8,500,000.00</u>	<u>69,819,365.94</u>	<u>72,137,834.68</u>
LO10 - LOGIC COUNTYS CARES ACT													
State Pool													
LO10-LOGIC-COUNTY'S CARE ACT	AR-0047	State Pool	05/12/20	Open	<u>2,585,385.53</u>	<u>2,597,016.89</u>	<u>2,585,385.53</u>	<u>2,597,016.89</u>	<u>0.00</u>	<u>0.00</u>	<u>67,000,000.00</u>	<u>2,585,385.53</u>	<u>2,597,016.89</u>
State Pool Total					<u>2,585,385.53</u>	<u>2,597,016.89</u>	<u>2,585,385.53</u>	<u>2,597,016.89</u>	<u>0.00</u>	<u>0.00</u>	<u>67,000,000.00</u>	<u>2,585,385.53</u>	<u>2,597,016.89</u>
LO10 - LOGIC COUNTYS CARES ACT Total					<u>2,585,385.53</u>	<u>2,597,016.89</u>	<u>2,585,385.53</u>	<u>2,597,016.89</u>	<u>0.00</u>	<u>0.00</u>	<u>67,000,000.00</u>	<u>2,585,385.53</u>	<u>2,597,016.89</u>
LOG5 - LOGIC DRAINAGE													
State Pool													
LOG5-Logic-Drainage	AR-0032	State Pool	11/10/08	Open	<u>970,727.72</u>	<u>975,088.61</u>	<u>970,727.72</u>	<u>975,088.61</u>	<u>0.00</u>	<u>0.00</u>	<u>500,000.00</u>	<u>970,727.72</u>	<u>975,088.61</u>
State Pool Total					<u>970,727.72</u>	<u>975,088.61</u>	<u>970,727.72</u>	<u>975,088.61</u>	<u>0.00</u>	<u>0.00</u>	<u>500,000.00</u>	<u>970,727.72</u>	<u>975,088.61</u>
LOG5 - LOGIC DRAINAGE Total					<u>970,727.72</u>	<u>975,088.61</u>	<u>970,727.72</u>	<u>975,088.61</u>	<u>0.00</u>	<u>0.00</u>	<u>500,000.00</u>	<u>970,727.72</u>	<u>975,088.61</u>
LOG1 - LOGIC GENERAL													
State Pool													
LOG1-Logic- General	AR-0028	State Pool	11/10/08	Open	<u>30,856,060.67</u>	<u>30,994,849.39</u>	<u>30,856,060.67</u>	<u>30,994,849.39</u>	<u>0.00</u>	<u>0.00</u>	<u>10,000,000.00</u>	<u>30,856,060.67</u>	<u>30,994,849.39</u>
State Pool Total					<u>30,856,060.67</u>	<u>30,994,849.39</u>	<u>30,856,060.67</u>	<u>30,994,849.39</u>	<u>0.00</u>	<u>0.00</u>	<u>10,000,000.00</u>	<u>30,856,060.67</u>	<u>30,994,849.39</u>
LOG1 - LOGIC GENERAL Total					<u>30,856,060.67</u>	<u>30,994,849.39</u>	<u>30,856,060.67</u>	<u>30,994,849.39</u>	<u>0.00</u>	<u>0.00</u>	<u>10,000,000.00</u>	<u>30,856,060.67</u>	<u>30,994,849.39</u>
LOG8 - LOGIC ROAD & BRIDGE													
State Pool													
LOG8-Logic-Road & Bridge	AR-0035	State Pool	11/10/08	Open	<u>3,334,353.02</u>	<u>3,349,351.53</u>	<u>3,334,353.02</u>	<u>3,349,351.53</u>	<u>0.00</u>	<u>0.00</u>	<u>1,000,000.00</u>	<u>3,334,353.02</u>	<u>3,349,351.53</u>
State Pool Total					<u>3,334,353.02</u>	<u>3,349,351.53</u>	<u>3,334,353.02</u>	<u>3,349,351.53</u>	<u>0.00</u>	<u>0.00</u>	<u>1,000,000.00</u>	<u>3,334,353.02</u>	<u>3,349,351.53</u>
LOG8 - LOGIC ROAD & BRIDGE Total					<u>3,334,353.02</u>	<u>3,349,351.53</u>	<u>3,334,353.02</u>	<u>3,349,351.53</u>	<u>0.00</u>	<u>0.00</u>	<u>1,000,000.00</u>	<u>3,334,353.02</u>	<u>3,349,351.53</u>
LOG2 - LOGIC TOLL OPERATIONS													
State Pool													
LOG2-Logic-Toll Rd.Operations	AR-0029	State Pool	11/10/08	Open	<u>14,091,224.56</u>	<u>14,154,619.40</u>	<u>14,091,224.56</u>	<u>14,154,619.40</u>	<u>0.00</u>	<u>0.00</u>	<u>2,000,000.00</u>	<u>14,091,224.56</u>	<u>14,154,619.40</u>
State Pool Total					<u>14,091,224.56</u>	<u>14,154,619.40</u>	<u>14,091,224.56</u>	<u>14,154,619.40</u>	<u>0.00</u>	<u>0.00</u>	<u>2,000,000.00</u>	<u>14,091,224.56</u>	<u>14,154,619.40</u>
LOG2 - LOGIC TOLL OPERATIONS Total					<u>14,091,224.56</u>	<u>14,154,619.40</u>	<u>14,091,224.56</u>	<u>14,154,619.40</u>	<u>0.00</u>	<u>0.00</u>	<u>2,000,000.00</u>	<u>14,091,224.56</u>	<u>14,154,619.40</u>
MB38 - MBIA 2020A FBC TAX NOTE													
State Pool													
MB38-MBIA 2020A FBC TAX NOTE	AR-0067	State Pool	03/14/22	Open	<u>1,181,058.83</u>	<u>1,186,411.06</u>	<u>1,181,058.83</u>	<u>1,186,411.06</u>	<u>0.00</u>	<u>0.00</u>	<u>2,000,000.00</u>	<u>1,181,058.83</u>	<u>1,186,411.06</u>
State Pool Total					<u>1,181,058.83</u>	<u>1,186,411.06</u>	<u>1,181,058.83</u>	<u>1,186,411.06</u>	<u>0.00</u>	<u>0.00</u>	<u>2,000,000.00</u>	<u>1,181,058.83</u>	<u>1,186,411.06</u>
MB38 - MBIA 2020A FBC TAX NOTE Total					<u>1,181,058.83</u>	<u>1,186,411.06</u>	<u>1,181,058.83</u>	<u>1,186,411.06</u>	<u>0.00</u>	<u>0.00</u>	<u>2,000,000.00</u>	<u>1,181,058.83</u>	<u>1,186,411.06</u>
MB21 - MBIA ASSIST DIST #6													
State Pool													
MB21-MBIA FBC ASSIST. DIST. #6	AR-0051	State Pool	05/13/20	Open	<u>4,299,399.23</u>	<u>4,318,882.91</u>	<u>4,299,399.23</u>	<u>4,318,882.91</u>	<u>0.00</u>	<u>0.00</u>	<u>2,000,000.00</u>	<u>4,299,399.23</u>	<u>4,318,882.91</u>
State Pool Total					<u>4,299,399.23</u>	<u>4,318,882.91</u>	<u>4,299,399.23</u>	<u>4,318,882.91</u>	<u>0.00</u>	<u>0.00</u>	<u>2,000,000.00</u>	<u>4,299,399.23</u>	<u>4,318,882.91</u>
MB21 - MBIA ASSIST DIST #6 Total					<u>4,299,399.23</u>	<u>4,318,882.91</u>	<u>4,299,399.23</u>	<u>4,318,882.91</u>	<u>0.00</u>	<u>0.00</u>	<u>2,000,000.00</u>	<u>4,299,399.23</u>	<u>4,318,882.91</u>
MB18 - MBIA COUNTYS CARES ACT													
State Pool													
MB18-MBIA COUNTY'S CARES ACT	AR-0048	State Pool	05/12/20	Open	<u>49,852,706.82</u>	<u>48,424,812.92</u>	<u>49,852,706.82</u>	<u>48,424,812.92</u>	<u>0.00</u>	<u>0.00</u>	<u>67,000,000.00</u>	<u>49,852,706.82</u>	<u>48,424,812.92</u>
State Pool Total					<u>49,852,706.82</u>	<u>48,424,812.92</u>	<u>49,852,706.82</u>	<u>48,424,812.92</u>	<u>0.00</u>	<u>0.00</u>	<u>67,000,000.00</u>	<u>49,852,706.82</u>	<u>48,424,812.92</u>
MB18 - MBIA COUNTYS CARES ACT Total					<u>49,852,706.82</u>	<u>48,424,812.92</u>	<u>49,852,706.82</u>	<u>48,424,812.92</u>	<u>0.00</u>	<u>0.00</u>	<u>67,000,000.00</u>	<u>49,852,706.82</u>	<u>48,424,812.92</u>
MB24 - MBIA DEBT SERVICE													
State Pool													
MB24-MBIA DEBT SERVICE	AR-0054	State Pool	05/13/20	Open	<u>29,033,335.35</u>	<u>29,164,906.30</u>	<u>29,033,335.35</u>	<u>29,164,906.30</u>	<u>0.00</u>	<u>0.00</u>	<u>21,000,000.00</u>	<u>29,033,335.35</u>	<u>29,164,906.30</u>
State Pool Total					<u>29,033,335.35</u>	<u>29,164,906.30</u>	<u>29,033,335.35</u>	<u>29,164,906.30</u>	<u>0.00</u>	<u>0.00</u>	<u>21,000,000.00</u>	<u>29,033,335.35</u>	<u>29,164,906.30</u>
MB24 - MBIA DEBT SERVICE Total					<u>29,033,335.35</u>	<u>29,164,906.30</u>	<u>29,033,335.35</u>	<u>29,164,906.30</u>	<u>0.00</u>	<u>0.00</u>	<u>21,000,000.00</u>	<u>29,033,335.35</u>	<u>29,164,906.30</u>
MB04 - MBIA DRAINAGE													
State Pool													
MB04-MBIA Drainage	AR-0017	State Pool	11/01/08	Open	<u>7,203,267.00</u>	<u>6,634,808.93</u>	<u>7,203,267.00</u>	<u>6,634,808.93</u>	<u>0.00</u>	<u>0.00</u>	<u>1,267,218.21</u>	<u>7,203,267.00</u>	<u>6,634,808.93</u>

Portfolio Position

Ft. Bend County

Effective Interest - Actual Life
Receipts in Period
07/01/23 - 07/31/23

CUSIP	Invest Number	Security Description	Purchase Date	Call Date	Par Value On 07/01/23	Par Value On 07/31/23	Market Val On 07/01/23	Market Val On 07/31/23	Purchase Cost	Sales Proceeds	Original Princ/Cost	Amor Value On 07/01/23	Amor Value On 07/31/23
State Pool													
TT02-TX TERM Toll Rd. Operation	AR-0024	State Pool	11/01/08	Open	<u>1,113.86</u>	<u>1,118.73</u>	<u>1,113.86</u>	<u>1,118.73</u>	<u>0.00</u>	<u>0.00</u>	<u>0.00</u>	<u>1,113.86</u>	<u>1,118.73</u>
State Pool Total					<u>1,113.86</u>	<u>1,118.73</u>	<u>1,113.86</u>	<u>1,118.73</u>	<u>0.00</u>	<u>0.00</u>	<u>0.00</u>	<u>1,113.86</u>	<u>1,118.73</u>
TT02 - TEXAS TERM TOLL OPERATIONS Total					<u>1,113.86</u>	<u>1,118.73</u>	<u>1,113.86</u>	<u>1,118.73</u>	<u>0.00</u>	<u>0.00</u>	<u>0.00</u>	<u>1,113.86</u>	<u>1,118.73</u>
09 - Temporary Holding													
Money Market													
Cadence-Money Market Accts	AR-0058	Money Market	01/31/21	Open	<u>78,217,495.60</u>	<u>65,255,618.66</u>	<u>78,217,495.60</u>	<u>65,255,618.66</u>	<u>0.00</u>	<u>0.00</u>	<u>210,194,488.52</u>	<u>78,217,495.60</u>	<u>65,255,618.66</u>
Money Market Total					<u>78,217,495.60</u>	<u>65,255,618.66</u>	<u>78,217,495.60</u>	<u>65,255,618.66</u>	<u>0.00</u>	<u>0.00</u>	<u>210,194,488.52</u>	<u>78,217,495.60</u>	<u>65,255,618.66</u>
09 - Temporary Holding Total					<u>78,217,495.60</u>	<u>65,255,618.66</u>	<u>78,217,495.60</u>	<u>65,255,618.66</u>	<u>0.00</u>	<u>0.00</u>	<u>210,194,488.52</u>	<u>78,217,495.60</u>	<u>65,255,618.66</u>
2700 - US Bank													
Cash													
MB45-U S Bank	AR-0078	Balance Account	06/20/23	01/31/24	<u>112,000,000.00</u>	<u>112,000,000.00</u>	<u>112,000,000.00</u>	<u>112,000,000.00</u>	<u>0.00</u>	<u>0.00</u>	<u>112,000,000.00</u>	<u>112,000,000.00</u>	<u>112,000,000.00</u>
Cash Total					<u>112,000,000.00</u>	<u>112,000,000.00</u>	<u>112,000,000.00</u>	<u>112,000,000.00</u>	<u>0.00</u>	<u>0.00</u>	<u>112,000,000.00</u>	<u>112,000,000.00</u>	<u>112,000,000.00</u>
2700 - US Bank Total					<u>112,000,000.00</u>	<u>112,000,000.00</u>	<u>112,000,000.00</u>	<u>112,000,000.00</u>	<u>0.00</u>	<u>0.00</u>	<u>112,000,000.00</u>	<u>112,000,000.00</u>	<u>112,000,000.00</u>
Combined Port													
Cash													
MB45-U S Bank	AR-0078	Balance Account	06/20/23	01/31/24	<u>112,000,000.00</u>	<u>112,000,000.00</u>	<u>112,000,000.00</u>	<u>112,000,000.00</u>	<u>0.00</u>	<u>0.00</u>	<u>112,000,000.00</u>	<u>112,000,000.00</u>	<u>112,000,000.00</u>
Cash Total					<u>112,000,000.00</u>	<u>112,000,000.00</u>	<u>112,000,000.00</u>	<u>112,000,000.00</u>	<u>0.00</u>	<u>0.00</u>	<u>112,000,000.00</u>	<u>112,000,000.00</u>	<u>112,000,000.00</u>
Money Market													
Cadence-Money Market Accts	AR-0058	Money Market	01/31/21	Open	<u>78,217,495.60</u>	<u>65,255,618.66</u>	<u>78,217,495.60</u>	<u>65,255,618.66</u>	<u>0.00</u>	<u>0.00</u>	<u>210,194,488.52</u>	<u>78,217,495.60</u>	<u>65,255,618.66</u>
Money Market Total					<u>78,217,495.60</u>	<u>65,255,618.66</u>	<u>78,217,495.60</u>	<u>65,255,618.66</u>	<u>0.00</u>	<u>0.00</u>	<u>210,194,488.52</u>	<u>78,217,495.60</u>	<u>65,255,618.66</u>
State Pool													
LO10-LOGIC-COUNTY'S CARE ACT	AR-0047	State Pool	05/12/20	Open	2,585,385.53	2,597,016.89	2,585,385.53	2,597,016.89	0.00	0.00	67,000,000.00	2,585,385.53	2,597,016.89
LOG1-Logic- General	AR-0028	State Pool	11/10/08	Open	30,856,060.67	30,994,849.39	30,856,060.67	30,994,849.39	0.00	0.00	10,000,000.00	30,856,060.67	30,994,849.39
LOG2-Logic-Toll Rd.Operations	AR-0029	State Pool	11/10/08	Open	14,091,224.56	14,154,619.40	14,091,224.56	14,154,619.40	0.00	0.00	2,000,000.00	14,091,224.56	14,154,619.40
LOG5-Logic-Drainage	AR-0032	State Pool	11/10/08	Open	970,727.72	975,088.61	970,727.72	975,088.61	0.00	0.00	500,000.00	970,727.72	975,088.61
LOG8-Logic-Road & Bridge	AR-0035	State Pool	11/10/08	Open	3,334,353.02	3,349,351.53	3,334,353.02	3,349,351.53	0.00	0.00	1,000,000.00	3,334,353.02	3,349,351.53
MB02-MBIA General	AR-0015	State Pool	11/01/08	Open	106,360,366.24	86,792,373.13	106,360,366.24	86,792,373.13	0.00	0.00	17,374,917.83	106,360,366.24	86,792,373.13
MB03-MBIA Road & Bridge	AR-0016	State Pool	11/01/08	Open	5,658,406.39	4,681,265.57	5,658,406.39	4,681,265.57	0.00	0.00	2,856,438.24	5,658,406.39	4,681,265.57
MB04-MBIA Drainage	AR-0017	State Pool	11/01/08	Open	7,203,267.00	6,634,808.93	7,203,267.00	6,634,808.93	0.00	0.00	1,267,218.21	7,203,267.00	6,634,808.93
MB06-MBIA Toll Rd. Operations	AR-0019	State Pool	11/01/08	Open	95,042,930.04	98,979,297.40	95,042,930.04	98,979,297.40	0.00	0.00	3,143,377.27	95,042,930.04	98,979,297.40
MB12-MBIA ESD 100 AGREEMENT	AR-0041	State Pool	08/31/16	Open	12,925,371.12	12,983,945.29	12,925,371.12	12,983,945.29	0.00	0.00	3,900,000.00	12,925,371.12	12,983,945.29
MB13-MBIA ASSISTANCE DIST #1	AR-0042	State Pool	08/31/16	Open	15,874,179.35	16,547,086.88	15,874,179.35	16,547,086.88	0.00	0.00	10,000,000.00	15,874,179.35	16,547,086.88
MB14-MBIA GR PARKWAY OPERATIONS	AR-0043	State Pool	08/31/16	Open	69,819,365.94	72,137,834.68	69,819,365.94	72,137,834.68	0.00	0.00	8,500,000.00	69,819,365.94	72,137,834.68
MB18-MBIA COUNTY'S CARES ACT	AR-0048	State Pool	05/12/20	Open	49,852,706.82	48,424,812.92	49,852,706.82	48,424,812.92	0.00	0.00	67,000,000.00	49,852,706.82	48,424,812.92
MB19-MBIA FBC ASSIST. DIST. #2	AR-0049	State Pool	05/13/20	Open	10,594,159.15	10,842,492.33	10,594,159.15	10,842,492.33	0.00	0.00	2,500,000.00	10,594,159.15	10,842,492.33
MB20-MBIA FBC ASSIST. DIST. #4	AR-0050	State Pool	05/13/20	Open	2,666,656.93	2,678,741.47	2,666,656.93	2,678,741.47	0.00	0.00	1,250,000.00	2,666,656.93	2,678,741.47
MB21-MBIA FBC ASSIST. DIST. #6	AR-0051	State Pool	05/13/20	Open	4,299,399.23	4,318,882.91	4,299,399.23	4,318,882.91	0.00	0.00	2,000,000.00	4,299,399.23	4,318,882.91
MB23-MBIA JUVENILE	AR-0053	State Pool	05/13/20	Open	7,800,843.32	6,935,016.57	7,800,843.32	6,935,016.57	0.00	0.00	8,000,000.00	7,800,843.32	6,935,016.57
MB24-MBIA DEBT SERVICE	AR-0054	State Pool	05/13/20	Open	29,033,335.35	29,164,906.30	29,033,335.35	29,164,906.30	0.00	0.00	21,000,000.00	29,033,335.35	29,164,906.30
MB25-MBIA DRAINAGE DEBT SERVICE	AR-0055	State Pool	05/13/20	Open	4,608,734.28	4,629,619.78	4,608,734.28	4,629,619.78	0.00	0.00	1,000,000.00	4,608,734.28	4,629,619.78
MB26-FACILITIES BOND 2018	AR-0056	State Pool	05/13/20	Open	2,393,895.69	2,399,739.71	2,393,895.69	2,399,739.71	0.00	0.00	14,000,000.00	2,393,895.69	2,399,739.71
MB27-MBIA TX HERITAGE PARKWAY	AR-0057	State Pool	05/13/20	Open	514,199.15	516,529.38	514,199.15	516,529.38	0.00	0.00	17,000,000.00	514,199.15	516,529.38
MB28-MBIA GRAND PARKWAY 2021	AR-0059	State Pool	08/02/21	Open	4,980,346.65	3,998,967.97	4,980,346.65	3,998,967.97	0.00	0.00	25,000,000.00	4,980,346.65	3,998,967.97
MB29-MBIA SR LIEN TOLL RD 2021	AR-0060	State Pool	08/02/21	Open	37,118,887.82	33,773,281.48	37,118,887.82	33,773,281.48	0.00	0.00	68,000,000.00	37,118,887.82	33,773,281.48
MB30-MBIA FLOOD PRO DRAINAGE 20	AR-0061	State Pool	08/02/21	Open	15,698,755.41	15,579,443.37	15,698,755.41	15,579,443.37	0.00	0.00	10,000,000.00	15,698,755.41	15,579,443.37
MB31-MBIA FBC ASSIST DIST #9	AR-0062	State Pool	03/11/22	Open	3,728,973.24	3,745,871.91	3,728,973.24	3,745,871.91	0.00	0.00	2,000,000.00	3,728,973.24	3,745,871.91
MB32-MBIA FBC ASSIST DIST #11	AR-0063	State Pool	03/11/22	Open	8,120,864.23	8,157,665.73	8,120,864.23	8,157,665.73	0.00	0.00	3,000,000.00	8,120,864.23	8,157,665.73
MB36-MBIA FEE OFFICER	AR-0065	State Pool	03/14/22	Open	1,305,642.80	1,305,894.54	1,305,642.80	1,305,894.54	0.00	0.00	3,000,000.00	1,305,642.80	1,305,894.54

Portfolio Position
Ft. Bend County
 Effective Interest - Actual Life
 Receipts in Period
 07/01/23 - 07/31/23

CUSIP	Invest Number	Security Description	Purchase Date	Call Date	Par Value On 07/01/23	Par Value On 07/31/23	Market Val On 07/01/23	Market Val On 07/31/23	Purchase Cost	Sales Proceeds	Original Princ/Cost	Amor Value On 07/01/23	Amor Value On 07/31/23
MB37-MBIA FBC ASSIST DIST #7	AR-0066	State Pool	03/14/22	Open	2,331,197.63	2,341,761.97	2,331,197.63	2,341,761.97	0.00	0.00	1,000,000.00	2,331,197.63	2,341,761.97
MB38-MBIA 2020A FBC TAX NOTE	AR-0067	State Pool	03/14/22	Open	1,181,058.83	1,186,411.06	1,181,058.83	1,186,411.06	0.00	0.00	2,000,000.00	1,181,058.83	1,186,411.06
MB39-MBIA 2022 TAX NOTE	AR-0072	State Pool	12/16/22	Open	28,966,979.74	27,514,943.66	28,966,979.74	27,514,943.66	0.00	0.00	0.00	28,966,979.74	27,514,943.66
MB40-MBIA FBC ASSIST DIST #22	AR-0073	State Pool	12/16/22	Open	1,178,151.15	1,183,490.19	1,178,151.15	1,183,490.19	0.00	0.00	1,000,000.00	1,178,151.15	1,183,490.19
MB41-MBIA FUND440 CSCD	AR-0074	State Pool	12/16/22	Open	5,025,295.22	4,947,804.72	5,025,295.22	4,947,804.72	0.00	0.00	4,000,000.00	5,025,295.22	4,947,804.72
MB42-MBIA FBC ASSIST DIST #10	AR-0075	State Pool	12/16/22	Open	1,071,391.10	1,076,246.32	1,071,391.10	1,076,246.32	0.00	0.00	500,000.00	1,071,391.10	1,076,246.32
MB43-MBIA LATERAL ROAD	AR-0076	State Pool	12/16/22	Open	1,380,274.81	1,386,529.83	1,380,274.81	1,386,529.83	0.00	0.00	1,000,000.00	1,380,274.81	1,386,529.83
MB44-MBIA COUNTY LAW LIBRARY	AR-0077	State Pool	12/16/22	Open	1,026,869.36	1,031,522.85	1,026,869.36	1,031,522.85	0.00	0.00	1,000,000.00	1,026,869.36	1,031,522.85
TT00-TX TERM General	AR-0022	State Pool	11/01/08	Open	1,115.15	1,120.03	1,115.15	1,120.03	0.00	0.00	10,006,437.87	1,115.15	1,120.03
TT02-TX TERM Toll Rd. Operation	AR-0024	State Pool	11/01/08	Open	1,113.86	1,118.73	1,113.86	1,118.73	0.00	0.00	0.00	1,113.86	1,118.73
TT04-TX TERM Road & Bridge	AR-0026	State Pool	11/01/08	Open	1,111.84	1,116.70	1,111.84	1,116.70	0.00	0.00	10,463.28	1,111.84	1,116.70
TT05-TX TERM Drainage	AR-0027	State Pool	11/01/08	Open	368.85	370.46	368.85	370.46	0.00	0.00	109,774.61	368.85	370.46
State Pool Total					589,603,965.19	567,971,840.59	589,603,965.19	567,971,840.59	0.00	0.00	392,918,627.31	589,603,965.19	567,971,840.59
Combined Port Total					779,821,460.79	745,227,459.25	779,821,460.79	745,227,459.25	0.00	0.00	715,113,115.83	779,821,460.79	745,227,459.25

Earnings and Yields Summary

Ft. Bend County

Effective Interest - Actual Life

Receipts in Period

07/01/23 - 07/31/23

Run Date: 08/11/23

Run Time: 10:29:17

Page 1 of 1

Security Description	07/01/23 07/07/23	07/08/23 07/14/23	07/15/23 07/21/23	07/22/23 07/28/23	07/29/23 07/31/23	07/01/23 07/31/23
Combined Port						
Cash	115,989.04	115,989.04	115,989.04	115,989.04	49,709.59	513,665.75
Money Market	3,632.32	3,632.33	3,632.33	3,632.33	1,470.61	15,999.92
State Pool	598,834.27	586,633.68	580,497.75	578,139.26	248,770.44	2,592,875.40
Port Total	<u>718,455.63</u>	<u>706,255.05</u>	<u>700,119.12</u>	<u>697,760.63</u>	<u>299,950.64</u>	<u>3,122,541.07</u>
Combined Port						
Cash	5.4000	5.4000	5.4000	5.4000	5.4000	5.4000
Money Market	0.2421	0.2421	0.2421	0.2421	0.2421	0.2421
State Pool	5.3265	5.3264	5.3264	5.3264	5.3452	5.3282
Port Total	<u>4.8249</u>	<u>4.8170</u>	<u>4.8130</u>	<u>4.8114</u>	<u>4.8521</u>	<u>4.8200</u>

Maturity Aging
Ft. Bend County
 Effective Interest - Actual Life
 Receipts in Period
 07/31/23

CUSIP	Invest Number	Security Description	Purchase Date	Days to Maturity	Yield Matur
Cash / Money Market					
	AR-0058	Money Market	01/31/21	0	0.2500
	AR-0047	State Pool	05/12/20	0	5.2985
	AR-0028	State Pool	11/10/08	0	5.2985
	AR-0029	State Pool	11/10/08	0	5.2985
	AR-0032	State Pool	11/10/08	0	5.2985
	AR-0035	State Pool	11/10/08	0	5.2985
	AR-0015	State Pool	11/01/08	0	5.3245
	AR-0016	State Pool	11/01/08	0	5.3245
	AR-0017	State Pool	11/01/08	0	5.3245
	AR-0019	State Pool	11/01/08	0	5.3245
	AR-0041	State Pool	08/31/16	0	5.3245
	AR-0042	State Pool	08/31/16	0	5.3245
	AR-0043	State Pool	08/31/16	0	5.3245
	AR-0048	State Pool	05/12/20	0	5.3245
	AR-0049	State Pool	05/13/20	0	5.3245
	AR-0050	State Pool	05/13/20	0	5.3245
	AR-0051	State Pool	05/13/20	0	5.3245
	AR-0053	State Pool	05/13/20	0	5.3245
	AR-0054	State Pool	05/13/20	0	5.3245
	AR-0055	State Pool	05/13/20	0	5.3245
	AR-0056	State Pool	05/13/20	0	5.3245
	AR-0057	State Pool	05/13/20	0	5.3245
	AR-0059	State Pool	08/02/21	0	5.3245
	AR-0060	State Pool	08/02/21	0	5.3245
	AR-0061	State Pool	08/02/21	0	5.3245
	AR-0062	State Pool	03/11/22	0	5.3245
	AR-0063	State Pool	03/11/22	0	5.3245
	AR-0065	State Pool	03/14/22	0	5.3245
	AR-0066	State Pool	03/14/22	0	5.3245
	AR-0067	State Pool	03/14/22	0	5.3245
	AR-0072	State Pool	12/16/22	0	5.3245
	AR-0073	State Pool	12/16/22	0	5.3245
	AR-0074	State Pool	12/16/22	0	5.3245
	AR-0075	State Pool	12/16/22	0	5.3245
	AR-0076	State Pool	12/16/22	0	5.3245
	AR-0077	State Pool	12/16/22	0	5.3245
	AR-0022	State Pool	11/01/08	0	5.1500
	AR-0024	State Pool	11/01/08	0	5.1500
	AR-0026	State Pool	11/01/08	0	5.1500
	AR-0027	State Pool	11/01/08	0	5.1500
Cash / Money Market Total				0	<u>4.7995</u>
181 - 364 Days					

Maturity Aging
Ft. Bend County
 Effective Interest - Actual Life
 Receipts in Period
 07/31/23

CUSIP	Invest Number	Security Description	Purchase Date	Days to Maturity	Yield Matur
MB45-U S Bank	AR-0078	Balance Account	06/20/23	<u>184</u>	<u>5.4000</u>
181 - 364 Days Total				<u>184</u>	<u>5.4000</u>
Investment Total				<u>28</u>	<u>4.8898</u>

Activity Statement

Ft. Bend County

Effective Interest - Actual Life
Receipts in Period
07/01/23 - 07/31/23

Purchase Date	Sale Date	CUSIP	Invest Number	Security Description	Amor Value On 07/01/23	Changes In Principal	Purchase Cost	Sales Proceeds	Purchased Interest	Int/Div Rec In the Perd	Amor Value On 07/31/23
Cash											
06/20/23	Open	MB45-U S Bank	AR-0078	Balance Account	112,000,000.00	0.00	0.00	0.00	0.00	0.00	112,000,000.00
Cash Total					112,000,000.00	0.00	0.00	0.00	0.00	0.00	112,000,000.00
Money Market											
01/31/21	Open	Cadence-Money Market Accts	AR-0058	Money Market	78,217,495.60	-12,961,876.94	0.00	0.00	0.00	15,999.92	65,255,618.66
Money Market Total					78,217,495.60	-12,961,876.94	0.00	0.00	0.00	15,999.92	65,255,618.66
State Pool											
11/01/08	Open	MB02-MBIA General	AR-0015	State Pool	106,360,366.24	-19,567,993.11	0.00	0.00	0.00	426,364.09	86,792,373.13
11/01/08	Open	MB03-MBIA Road & Bridge	AR-0016	State Pool	5,658,406.39	-977,140.82	0.00	0.00	0.00	22,859.18	4,681,265.57
11/01/08	Open	MB04-MBIA Drainage	AR-0017	State Pool	7,203,267.00	-568,458.07	0.00	0.00	0.00	31,541.93	6,634,808.93
11/01/08	Open	MB06-MBIA Toll Rd. Operations	AR-0019	State Pool	95,042,930.04	3,936,367.36	0.00	0.00	0.00	436,367.36	98,979,297.40
11/01/08	Open	TT00-TX TERM General	AR-0022	State Pool	1,115.15	4.88	0.00	0.00	0.00	4.88	1,120.03
11/01/08	Open	TT02-TX TERM Toll Rd. Operation	AR-0024	State Pool	1,113.86	4.87	0.00	0.00	0.00	4.87	1,118.73
11/01/08	Open	TT04-TX TERM Road & Bridge	AR-0026	State Pool	1,111.84	4.86	0.00	0.00	0.00	4.86	1,116.70
11/01/08	Open	TT05-TX TERM Drainage	AR-0027	State Pool	368.85	1.61	0.00	0.00	0.00	1.61	370.46
11/10/08	Open	LOG1-Logic- General	AR-0028	State Pool	30,856,060.67	138,788.72	0.00	0.00	0.00	138,788.72	30,994,849.39
11/10/08	Open	LOG2-Logic-Toll Rd.Operations	AR-0029	State Pool	14,091,224.56	63,394.84	0.00	0.00	0.00	63,394.84	14,154,619.40
11/10/08	Open	LOG5-Logic-Drainage	AR-0032	State Pool	970,727.72	4,360.89	0.00	0.00	0.00	4,360.89	975,088.61
11/10/08	Open	LOG8-Logic-Road & Bridge	AR-0035	State Pool	3,334,353.02	14,998.51	0.00	0.00	0.00	14,998.51	3,349,351.53
08/31/16	Open	MB12-MBIA ESD 100 AGREEMENT	AR-0041	State Pool	12,925,371.12	58,574.17	0.00	0.00	0.00	58,574.17	12,983,945.29
08/31/16	Open	MB13-MBIA ASSISTANCE DIST #1	AR-0042	State Pool	15,874,179.35	672,907.53	0.00	0.00	0.00	72,907.53	16,547,086.88
08/31/16	Open	MB14-MBIA GR PARKWAY OPERATIONS	AR-0043	State Pool	69,819,365.94	2,318,468.74	0.00	0.00	0.00	318,468.74	72,137,834.68
05/12/20	Open	LO10-LOGIC-COUNTY'S CARE ACT	AR-0047	State Pool	2,585,385.53	11,631.36	0.00	0.00	0.00	11,631.36	2,597,016.89
05/12/20	Open	MB18-MBIA COUNTY'S CARES ACT	AR-0048	State Pool	49,852,706.82	-1,427,893.90	0.00	0.00	0.00	222,106.10	48,424,812.92
05/13/20	Open	MB19-MBIA FBC ASSIST. DIST. #2	AR-0049	State Pool	10,594,159.15	248,333.18	0.00	0.00	0.00	48,333.18	10,842,492.33
05/13/20	Open	MB20- MBIA FBC ASSIST. DIST. #4	AR-0050	State Pool	2,666,656.93	12,084.54	0.00	0.00	0.00	12,084.54	2,678,741.47
05/13/20	Open	MB21-MBIA FBC ASSIST. DIST. #6	AR-0051	State Pool	4,299,399.23	19,483.68	0.00	0.00	0.00	19,483.68	4,318,882.91
05/13/20	Open	MB23-MBIA JUVENILE	AR-0053	State Pool	7,800,843.32	-865,826.75	0.00	0.00	0.00	34,173.25	6,935,016.57
05/13/20	Open	MB24-MBIA DEBT SERVICE	AR-0054	State Pool	29,033,335.35	131,570.95	0.00	0.00	0.00	131,570.95	29,164,906.30
05/13/20	Open	MB25-MBIA DRAINAGE DEBT SERVICE	AR-0055	State Pool	4,608,734.28	20,885.50	0.00	0.00	0.00	20,885.50	4,629,619.78
05/13/20	Open	MB26-FACILITIES BOND 2018	AR-0056	State Pool	2,393,895.69	5,844.02	0.00	0.00	0.00	10,844.02	2,399,739.71
05/13/20	Open	MB27-MBIA TX HERITAGE PARKWAY	AR-0057	State Pool	514,199.15	2,330.23	0.00	0.00	0.00	2,330.23	516,529.38
08/02/21	Open	MB28-MBIA GRAND PARKWAY 2021	AR-0059	State Pool	4,980,346.65	-981,378.68	0.00	0.00	0.00	18,621.32	3,998,967.97
08/02/21	Open	MB29-MBIA SR LIEN TOLL RD 2021	AR-0060	State Pool	37,118,887.82	-3,345,606.34	0.00	0.00	0.00	154,393.66	33,773,281.48
08/02/21	Open	MB30-MBIA FLOOD PRO DRAINAGE 20	AR-0061	State Pool	15,698,755.41	-119,312.04	0.00	0.00	0.00	70,687.96	15,579,443.37
03/11/22	Open	MB31-MBIA FBC ASSIST DIST #9	AR-0062	State Pool	3,728,973.24	16,898.67	0.00	0.00	0.00	16,898.67	3,745,871.91
03/11/22	Open	MB32-MBIA FBC ASSIST DIST #11	AR-0063	State Pool	8,120,864.23	36,801.50	0.00	0.00	0.00	36,801.50	8,157,665.73
03/14/22	Open	MB36-MBIA FEE OFFICER	AR-0065	State Pool	1,305,642.80	251.74	0.00	0.00	0.00	5,894.54	1,305,894.54
03/14/22	Open	MB37-MBIA FBC ASSIST DIST #7	AR-0066	State Pool	2,331,197.63	10,564.34	0.00	0.00	0.00	10,564.34	2,341,761.97
03/14/22	Open	MB38-MBIA 2020A FBC TAX NOTE	AR-0067	State Pool	1,181,058.83	5,352.23	0.00	0.00	0.00	5,352.23	1,186,411.06
12/16/22	Open	MB39-MBIA 2022 TAX NOTE	AR-0072	State Pool	28,966,979.74	-1,452,036.08	0.00	0.00	0.00	127,963.92	27,514,943.66
12/16/22	Open	MB40-MBIA FBC ASSIST DIST #22	AR-0073	State Pool	1,178,151.15	5,339.04	0.00	0.00	0.00	5,339.04	1,183,490.19
12/16/22	Open	MB41-MBIA FUND440 CSCD	AR-0074	State Pool	5,025,295.22	-77,490.50	0.00	0.00	0.00	22,509.50	4,947,804.72

Activity Statement
Ft. Bend County
 Effective Interest - Actual Life
 Receipts in Period
 07/01/23 - 07/31/23

Purchase Date	Sale Date	CUSIP	Invest Number	Security Description	Amor Value On 07/01/23	Changes In Principal	Purchase Cost	Sales Proceeds	Purchased Interest	Int/Div Rec In the Perd	Amor Value On 07/31/23
12/16/22	Open	MB42-MBIA FBC ASSIST DIST #10	AR-0075	State Pool	1,071,391.10	4,855.22	0.00	0.00	0.00	4,855.22	1,076,246.32
12/16/22	Open	MB43-MBIA LATERAL ROAD	AR-0076	State Pool	1,380,274.81	6,255.02	0.00	0.00	0.00	6,255.02	1,386,529.83
12/16/22	Open	MB44-MBIA COUNTY LAW LIBRARY	AR-0077	State Pool	1,026,869.36	4,653.49	0.00	0.00	0.00	4,653.49	1,031,522.85
State Pool Total					<u>589,603,965.19</u>	<u>-21,632,124.60</u>	<u>0.00</u>	<u>0.00</u>	<u>0.00</u>	<u>2,592,875.40</u>	<u>567,971,840.59</u>
Investment Total					<u>779,821,460.79</u>	<u>-34,594,001.54</u>	<u>0.00</u>	<u>0.00</u>	<u>0.00</u>	<u>2,608,875.32</u>	<u>745,227,459.25</u>

Interest Accrual

Ft. Bend County

Effective Interest - Actual Life
Receipts in Period
07/01/23 - 07/31/23

CUSIP	Invest Number	Security Description	Purchase Date	Sale Date	Yield Earned	Ending Par Val/Shares	Ending Amor Val/Cost	Purchased Interest	Int/Div Rec In the Perd	Int/Div Accrued In the Perd	PTD Purch Received	Int/Div Rec Purch/Date	Int/Div Accrued Purch/Date
09 - Temporary Holding													
Money Market													
Cadence-Money Market Accts	AR-0058	Money Market	01/31/21	Open	<u>0.2421</u>	<u>65,255,618.66</u>	<u>65,255,618.66</u>	<u>0.00</u>	<u>15,999.92</u>	<u>0.00</u>	<u>0.00</u>	<u>1,904,671.91</u>	<u>0.00</u>
Money Market Total					<u>0.2421</u>	<u>65,255,618.66</u>	<u>65,255,618.66</u>	<u>0.00</u>	<u>15,999.92</u>	<u>0.00</u>	<u>0.00</u>	<u>1,904,671.91</u>	<u>0.00</u>
09 - Temporary Holding Total					<u>0.2421</u>	<u>65,255,618.66</u>	<u>65,255,618.66</u>	<u>0.00</u>	<u>15,999.92</u>	<u>0.00</u>	<u>0.00</u>	<u>1,904,671.91</u>	<u>0.00</u>
130 - Assistance Dist #1													
State Pool													
MB13-MBIA ASSISTANCE DIST #1	AR-0042	State Pool	08/31/16	Open	<u>5.3353</u>	<u>16,547,086.88</u>	<u>16,547,086.88</u>	<u>0.00</u>	<u>72,907.53</u>	<u>0.00</u>	<u>0.00</u>	<u>710,609.57</u>	<u>0.00</u>
State Pool Total					<u>5.3353</u>	<u>16,547,086.88</u>	<u>16,547,086.88</u>	<u>0.00</u>	<u>72,907.53</u>	<u>0.00</u>	<u>0.00</u>	<u>710,609.57</u>	<u>0.00</u>
130 - Assistance Dist #1 Total					<u>5.3353</u>	<u>16,547,086.88</u>	<u>16,547,086.88</u>	<u>0.00</u>	<u>72,907.53</u>	<u>0.00</u>	<u>0.00</u>	<u>710,609.57</u>	<u>0.00</u>
145 - ESD 100 Agreement													
State Pool													
MB12-MBIA ESD 100 AGREEMENT	AR-0041	State Pool	08/31/16	Open	<u>5.3350</u>	<u>12,983,945.29</u>	<u>12,983,945.29</u>	<u>0.00</u>	<u>58,574.17</u>	<u>0.00</u>	<u>0.00</u>	<u>582,386.53</u>	<u>0.00</u>
State Pool Total					<u>5.3350</u>	<u>12,983,945.29</u>	<u>12,983,945.29</u>	<u>0.00</u>	<u>58,574.17</u>	<u>0.00</u>	<u>0.00</u>	<u>582,386.53</u>	<u>0.00</u>
145 - ESD 100 Agreement Total					<u>5.3350</u>	<u>12,983,945.29</u>	<u>12,983,945.29</u>	<u>0.00</u>	<u>58,574.17</u>	<u>0.00</u>	<u>0.00</u>	<u>582,386.53</u>	<u>0.00</u>
2700 - US Bank													
Cash													
MB45-U S Bank	AR-0078	Balance Account	06/20/23	Open	<u>5.4000</u>	<u>112,000,000.00</u>	<u>112,000,000.00</u>	<u>0.00</u>	<u>0.00</u>	<u>513,665.75</u>	<u>0.00</u>	<u>0.00</u>	<u>695,934.25</u>
Cash Total					<u>5.4000</u>	<u>112,000,000.00</u>	<u>112,000,000.00</u>	<u>0.00</u>	<u>0.00</u>	<u>513,665.75</u>	<u>0.00</u>	<u>0.00</u>	<u>695,934.25</u>
2700 - US Bank Total					<u>5.4000</u>	<u>112,000,000.00</u>	<u>112,000,000.00</u>	<u>0.00</u>	<u>0.00</u>	<u>513,665.75</u>	<u>0.00</u>	<u>0.00</u>	<u>695,934.25</u>
810 - FBC Toll Road Operations													
State Pool													
TT02-TX TERM Toll Rd. Operation	AR-0024	State Pool	11/01/08	Open	<u>0.0000</u>	<u>0.00</u>	<u>0.00</u>	<u>0.00</u>	<u>0.00</u>	<u>0.00</u>	<u>0.00</u>	<u>0.00</u>	<u>0.00</u>
State Pool Total					<u>0.0000</u>	<u>0.00</u>	<u>0.00</u>	<u>0.00</u>	<u>0.00</u>	<u>0.00</u>	<u>0.00</u>	<u>0.00</u>	<u>0.00</u>
810 - FBC Toll Road Operations Total					<u>0.0000</u>	<u>0.00</u>	<u>0.00</u>	<u>0.00</u>	<u>0.00</u>	<u>0.00</u>	<u>0.00</u>	<u>0.00</u>	<u>0.00</u>
815 - Grand Parkway Operations													
State Pool													
MB14-MBIA GR PARKWAY OPERATIONS	AR-0043	State Pool	08/31/16	Open	<u>5.3158</u>	<u>72,137,834.68</u>	<u>72,137,834.68</u>	<u>0.00</u>	<u>318,468.74</u>	<u>0.00</u>	<u>0.00</u>	<u>3,047,829.20</u>	<u>0.00</u>
State Pool Total					<u>5.3158</u>	<u>72,137,834.68</u>	<u>72,137,834.68</u>	<u>0.00</u>	<u>318,468.74</u>	<u>0.00</u>	<u>0.00</u>	<u>3,047,829.20</u>	<u>0.00</u>
815 - Grand Parkway Operations Total					<u>5.3158</u>	<u>72,137,834.68</u>	<u>72,137,834.68</u>	<u>0.00</u>	<u>318,468.74</u>	<u>0.00</u>	<u>0.00</u>	<u>3,047,829.20</u>	<u>0.00</u>
LO10 - LOGIC COUNTYS CARES ACT													
State Pool													
LO10-LOGIC-COUNTY'S CARE ACT	AR-0047	State Pool	05/12/20	Open	<u>5.2963</u>	<u>2,597,016.89</u>	<u>2,597,016.89</u>	<u>0.00</u>	<u>11,631.36</u>	<u>0.00</u>	<u>0.00</u>	<u>363,016.89</u>	<u>0.00</u>
State Pool Total					<u>5.2963</u>	<u>2,597,016.89</u>	<u>2,597,016.89</u>	<u>0.00</u>	<u>11,631.36</u>	<u>0.00</u>	<u>0.00</u>	<u>363,016.89</u>	<u>0.00</u>
LO10 - LOGIC COUNTYS CARES ACT Total					<u>5.2963</u>	<u>2,597,016.89</u>	<u>2,597,016.89</u>	<u>0.00</u>	<u>11,631.36</u>	<u>0.00</u>	<u>0.00</u>	<u>363,016.89</u>	<u>0.00</u>
LOG1 - LOGIC GENERAL													
State Pool													
LOG1-Logic- General	AR-0028	State Pool	11/10/08	Open	<u>5.2952</u>	<u>30,994,849.39</u>	<u>30,994,849.39</u>	<u>0.00</u>	<u>138,788.72</u>	<u>0.00</u>	<u>0.00</u>	<u>3,565,282.09</u>	<u>0.00</u>
State Pool Total					<u>5.2952</u>	<u>30,994,849.39</u>	<u>30,994,849.39</u>	<u>0.00</u>	<u>138,788.72</u>	<u>0.00</u>	<u>0.00</u>	<u>3,565,282.09</u>	<u>0.00</u>
LOG1 - LOGIC GENERAL Total					<u>5.2952</u>	<u>30,994,849.39</u>	<u>30,994,849.39</u>	<u>0.00</u>	<u>138,788.72</u>	<u>0.00</u>	<u>0.00</u>	<u>3,565,282.09</u>	<u>0.00</u>
LOG2 - LOGIC TOLL OPERATIONS													
State Pool													
LOG2-Logic-Toll Rd.Operations	AR-0029	State Pool	11/10/08	Open	<u>5.2963</u>	<u>14,154,619.40</u>	<u>14,154,619.40</u>	<u>0.00</u>	<u>63,394.84</u>	<u>0.00</u>	<u>0.00</u>	<u>815,950.48</u>	<u>0.00</u>
State Pool Total					<u>5.2963</u>	<u>14,154,619.40</u>	<u>14,154,619.40</u>	<u>0.00</u>	<u>63,394.84</u>	<u>0.00</u>	<u>0.00</u>	<u>815,950.48</u>	<u>0.00</u>
LOG2 - LOGIC TOLL OPERATIONS Total					<u>5.2963</u>	<u>14,154,619.40</u>	<u>14,154,619.40</u>	<u>0.00</u>	<u>63,394.84</u>	<u>0.00</u>	<u>0.00</u>	<u>815,950.48</u>	<u>0.00</u>
LOG5 - LOGIC DRAINAGE													

Interest Accrual

Ft. Bend County

Effective Interest - Actual Life
Receipts in Period
07/01/23 - 07/31/23

CUSIP	Invest Number	Security Description	Purchase Date	Sale Date	Yield Earned	Ending Par Val/Shares	Ending Amor Val/Cost	Purchased Interest	Int/Div Rec In the Perd	Int/Div Accrued In the Perd	PTD Purch Received	Int/Div Rec Purch/Date	Int/Div Accrued Purch/Date
State Pool													
LOG5-Logic-Drainage	AR-0032	State Pool	11/10/08	Open	<u>5.2887</u>	<u>975,088.61</u>	<u>975,088.61</u>	<u>0.00</u>	<u>4,360.89</u>	<u>0.00</u>	<u>0.00</u>	<u>367,332.38</u>	<u>0.00</u>
State Pool Total					<u>5.2887</u>	<u>975,088.61</u>	<u>975,088.61</u>	<u>0.00</u>	<u>4,360.89</u>	<u>0.00</u>	<u>0.00</u>	<u>367,332.38</u>	<u>0.00</u>
LOG5 - LOGIC DRAINAGE Total					<u>5.2887</u>	<u>975,088.61</u>	<u>975,088.61</u>	<u>0.00</u>	<u>4,360.89</u>	<u>0.00</u>	<u>0.00</u>	<u>367,332.38</u>	<u>0.00</u>
LOG8 - LOGIC ROAD & BRIDGE													
State Pool													
LOG8-Logic-Road & Bridge	AR-0035	State Pool	11/10/08	Open	<u>5.2955</u>	<u>3,349,351.53</u>	<u>3,349,351.53</u>	<u>0.00</u>	<u>14,998.51</u>	<u>0.00</u>	<u>0.00</u>	<u>304,839.05</u>	<u>0.00</u>
State Pool Total					<u>5.2955</u>	<u>3,349,351.53</u>	<u>3,349,351.53</u>	<u>0.00</u>	<u>14,998.51</u>	<u>0.00</u>	<u>0.00</u>	<u>304,839.05</u>	<u>0.00</u>
LOG8 - LOGIC ROAD & BRIDGE Total					<u>5.2955</u>	<u>3,349,351.53</u>	<u>3,349,351.53</u>	<u>0.00</u>	<u>14,998.51</u>	<u>0.00</u>	<u>0.00</u>	<u>304,839.05</u>	<u>0.00</u>
MB02 - MBIA GENERAL													
State Pool													
MB02-MBIA General	AR-0015	State Pool	11/01/08	Open	<u>5.3337</u>	<u>86,792,373.13</u>	<u>86,792,373.13</u>	<u>0.00</u>	<u>426,364.09</u>	<u>0.00</u>	<u>0.00</u>	<u>4,953,564.72</u>	<u>0.00</u>
State Pool Total					<u>5.3337</u>	<u>86,792,373.13</u>	<u>86,792,373.13</u>	<u>0.00</u>	<u>426,364.09</u>	<u>0.00</u>	<u>0.00</u>	<u>4,953,564.72</u>	<u>0.00</u>
MB02 - MBIA GENERAL Total					<u>5.3337</u>	<u>86,792,373.13</u>	<u>86,792,373.13</u>	<u>0.00</u>	<u>426,364.09</u>	<u>0.00</u>	<u>0.00</u>	<u>4,953,564.72</u>	<u>0.00</u>
MB03 - MBIA ROAD & BRIDGE													
State Pool													
MB03-MBIA Road & Bridge	AR-0016	State Pool	11/01/08	Open	<u>5.2830</u>	<u>4,681,265.57</u>	<u>4,681,265.57</u>	<u>0.00</u>	<u>22,859.18</u>	<u>0.00</u>	<u>0.00</u>	<u>372,004.72</u>	<u>0.00</u>
State Pool Total					<u>5.2830</u>	<u>4,681,265.57</u>	<u>4,681,265.57</u>	<u>0.00</u>	<u>22,859.18</u>	<u>0.00</u>	<u>0.00</u>	<u>372,004.72</u>	<u>0.00</u>
MB03 - MBIA ROAD & BRIDGE Total					<u>5.2830</u>	<u>4,681,265.57</u>	<u>4,681,265.57</u>	<u>0.00</u>	<u>22,859.18</u>	<u>0.00</u>	<u>0.00</u>	<u>372,004.72</u>	<u>0.00</u>
MB04 - MBIA DRAINAGE													
State Pool													
MB04-MBIA Drainage	AR-0017	State Pool	11/01/08	Open	<u>5.3341</u>	<u>6,634,808.93</u>	<u>6,634,808.93</u>	<u>0.00</u>	<u>31,541.93</u>	<u>0.00</u>	<u>0.00</u>	<u>615,067.41</u>	<u>2,620.73</u>
State Pool Total					<u>5.3341</u>	<u>6,634,808.93</u>	<u>6,634,808.93</u>	<u>0.00</u>	<u>31,541.93</u>	<u>0.00</u>	<u>0.00</u>	<u>615,067.41</u>	<u>2,620.73</u>
MB04 - MBIA DRAINAGE Total					<u>5.3341</u>	<u>6,634,808.93</u>	<u>6,634,808.93</u>	<u>0.00</u>	<u>31,541.93</u>	<u>0.00</u>	<u>0.00</u>	<u>615,067.41</u>	<u>2,620.73</u>
MB06 - MBIA TOLL RD OPERATIONS													
State Pool													
MB06-MBIA Toll Rd. Operations	AR-0019	State Pool	11/01/08	Open	<u>5.3353</u>	<u>98,979,297.40</u>	<u>98,979,297.40</u>	<u>0.00</u>	<u>436,367.36</u>	<u>0.00</u>	<u>0.00</u>	<u>4,321,463.84</u>	<u>38,363.64</u>
State Pool Total					<u>5.3353</u>	<u>98,979,297.40</u>	<u>98,979,297.40</u>	<u>0.00</u>	<u>436,367.36</u>	<u>0.00</u>	<u>0.00</u>	<u>4,321,463.84</u>	<u>38,363.64</u>
MB06 - MBIA TOLL RD OPERATIONS Total					<u>5.3353</u>	<u>98,979,297.40</u>	<u>98,979,297.40</u>	<u>0.00</u>	<u>436,367.36</u>	<u>0.00</u>	<u>0.00</u>	<u>4,321,463.84</u>	<u>38,363.64</u>
MB18 - MBIA COUNTYS CARES ACT													
State Pool													
MB18-MBIA COUNTY'S CARES ACT	AR-0048	State Pool	05/12/20	Open	<u>5.3347</u>	<u>48,424,812.92</u>	<u>48,424,812.92</u>	<u>0.00</u>	<u>222,106.10</u>	<u>0.00</u>	<u>0.00</u>	<u>2,501,732.38</u>	<u>0.00</u>
State Pool Total					<u>5.3347</u>	<u>48,424,812.92</u>	<u>48,424,812.92</u>	<u>0.00</u>	<u>222,106.10</u>	<u>0.00</u>	<u>0.00</u>	<u>2,501,732.38</u>	<u>0.00</u>
MB18 - MBIA COUNTYS CARES ACT Total					<u>5.3347</u>	<u>48,424,812.92</u>	<u>48,424,812.92</u>	<u>0.00</u>	<u>222,106.10</u>	<u>0.00</u>	<u>0.00</u>	<u>2,501,732.38</u>	<u>0.00</u>
MB19 - MBIA FBC ASSIST DIST #2													
State Pool													
MB19-MBIA FBC ASSIST. DIST. #2	AR-0049	State Pool	05/13/20	Open	<u>5.3352</u>	<u>10,842,492.33</u>	<u>10,842,492.33</u>	<u>0.00</u>	<u>48,333.18</u>	<u>0.00</u>	<u>0.00</u>	<u>442,492.33</u>	<u>0.00</u>
State Pool Total					<u>5.3352</u>	<u>10,842,492.33</u>	<u>10,842,492.33</u>	<u>0.00</u>	<u>48,333.18</u>	<u>0.00</u>	<u>0.00</u>	<u>442,492.33</u>	<u>0.00</u>
MB19 - MBIA FBC ASSIST DIST #2 Total					<u>5.3352</u>	<u>10,842,492.33</u>	<u>10,842,492.33</u>	<u>0.00</u>	<u>48,333.18</u>	<u>0.00</u>	<u>0.00</u>	<u>442,492.33</u>	<u>0.00</u>
MB20 - MBIA FBC ASSIST DIST #4													
State Pool													
MB20 - MBIA FBC ASSIST. DIST. #4	AR-0050	State Pool	05/13/20	Open	<u>5.3350</u>	<u>2,678,741.47</u>	<u>2,678,741.47</u>	<u>0.00</u>	<u>12,084.54</u>	<u>0.00</u>	<u>0.00</u>	<u>108,741.47</u>	<u>0.00</u>
State Pool Total					<u>5.3350</u>	<u>2,678,741.47</u>	<u>2,678,741.47</u>	<u>0.00</u>	<u>12,084.54</u>	<u>0.00</u>	<u>0.00</u>	<u>108,741.47</u>	<u>0.00</u>
MB20 - MBIA FBC ASSIST DIST #4 Total					<u>5.3350</u>	<u>2,678,741.47</u>	<u>2,678,741.47</u>	<u>0.00</u>	<u>12,084.54</u>	<u>0.00</u>	<u>0.00</u>	<u>108,741.47</u>	<u>0.00</u>
MB21 - MBIA ASSIST DIST #6													
State Pool													

Interest Accrual
Ft. Bend County
 Effective Interest - Actual Life
 Receipts in Period
 07/01/23 - 07/31/23

CUSIP	Invest Number	Security Description	Purchase Date	Sale Date	Yield Earned	Ending Par Val/Shares	Ending Amor Val/Cost	Purchased Interest	Int/Div Rec In the Perd	Int/Div Accrued In the Perd	PTD Purch Received	Int/Div Rec Purch/Date	Int/Div Accrued Purch/Date
MB21-MBIA FBC ASSIST. DIST. #6	AR-0051	State Pool	05/13/20	Open	5.3350	4,318,882.91	4,318,882.91	0.00	19,483.68	0.00	0.00	168,882.91	0.00
State Pool Total					5.3350	4,318,882.91	4,318,882.91	0.00	19,483.68	0.00	0.00	168,882.91	0.00
MB21 - MBIA ASSIST DIST #6 Total					5.3350	4,318,882.91	4,318,882.91	0.00	19,483.68	0.00	0.00	168,882.91	0.00
MB23 - MBIA JUVENILE													
State Pool													
MB23-MBIA JUVENILE	AR-0053	State Pool	05/13/20	Open	5.3336	6,935,016.57	6,935,016.57	0.00	34,173.25	0.00	0.00	506,250.20	0.00
State Pool Total					5.3336	6,935,016.57	6,935,016.57	0.00	34,173.25	0.00	0.00	506,250.20	0.00
MB23 - MBIA JUVENILE Total					5.3336	6,935,016.57	6,935,016.57	0.00	34,173.25	0.00	0.00	506,250.20	0.00
MB24 - MBIA DEBT SERVICE													
State Pool													
MB24-MBIA DEBT SERVICE	AR-0054	State Pool	05/13/20	Open	5.3350	29,164,906.30	29,164,906.30	0.00	131,570.95	0.00	0.00	1,739,629.06	0.00
State Pool Total					5.3350	29,164,906.30	29,164,906.30	0.00	131,570.95	0.00	0.00	1,739,629.06	0.00
MB24 - MBIA DEBT SERVICE Total					5.3350	29,164,906.30	29,164,906.30	0.00	131,570.95	0.00	0.00	1,739,629.06	0.00
MB25 - MBIA DRAINAGE DEBT SERVICE													
State Pool													
MB25-MBIA DRAINAGE DEBT SERVICE	AR-0055	State Pool	05/13/20	Open	5.3350	4,629,619.78	4,629,619.78	0.00	20,885.50	0.00	0.00	209,619.78	0.00
State Pool Total					5.3350	4,629,619.78	4,629,619.78	0.00	20,885.50	0.00	0.00	209,619.78	0.00
MB25 - MBIA DRAINAGE DEBT SERVICE Total					5.3350	4,629,619.78	4,629,619.78	0.00	20,885.50	0.00	0.00	209,619.78	0.00
MB26 - MBIA FACILITIES BOND 2018													
State Pool													
MB26-FACILITIES BOND 2018	AR-0056	State Pool	05/13/20	Open	5.3349	2,399,739.71	2,399,739.71	0.00	10,844.02	0.00	0.00	202,139.71	0.00
State Pool Total					5.3349	2,399,739.71	2,399,739.71	0.00	10,844.02	0.00	0.00	202,139.71	0.00
MB26 - MBIA FACILITIES BOND 2018 Total					5.3349	2,399,739.71	2,399,739.71	0.00	10,844.02	0.00	0.00	202,139.71	0.00
MB27 - MBIA TX HERITAGE PARKWAY 2020													
State Pool													
MB27-MBIA TX HERITAGE PARKWAY	AR-0057	State Pool	05/13/20	Open	5.3350	516,529.38	516,529.38	0.00	2,330.23	0.00	0.00	101,908.73	0.00
State Pool Total					5.3350	516,529.38	516,529.38	0.00	2,330.23	0.00	0.00	101,908.73	0.00
MB27 - MBIA TX HERITAGE PARKWAY 2020 Total					5.3350	516,529.38	516,529.38	0.00	2,330.23	0.00	0.00	101,908.73	0.00
MB28 - MBIA Grand Parkway 2021													
State Pool													
MB28-MBIA GRAND PARKWAY 2021	AR-0059	State Pool	08/02/21	Open	5.3346	3,998,967.97	3,998,967.97	0.00	18,621.32	0.00	0.00	648,967.97	0.00
State Pool Total					5.3346	3,998,967.97	3,998,967.97	0.00	18,621.32	0.00	0.00	648,967.97	0.00
MB28 - MBIA Grand Parkway 2021 Total					5.3346	3,998,967.97	3,998,967.97	0.00	18,621.32	0.00	0.00	648,967.97	0.00
MB29 - MBIA Sr Lien 2021													
State Pool													
MB29-MBIA SR LIEN TOLL RD 2021	AR-0060	State Pool	08/02/21	Open	5.3348	33,773,281.48	33,773,281.48	0.00	154,393.66	0.00	0.00	2,098,281.48	0.00
State Pool Total					5.3348	33,773,281.48	33,773,281.48	0.00	154,393.66	0.00	0.00	2,098,281.48	0.00
MB29 - MBIA Sr Lien 2021 Total					5.3348	33,773,281.48	33,773,281.48	0.00	154,393.66	0.00	0.00	2,098,281.48	0.00
MB30 - MBIA Flood Proj Drainage 20													
State Pool													
MB30-MBIA FLOOD PRO DRAINAGE 20	AR-0061	State Pool	08/02/21	Open	5.3349	15,579,443.37	15,579,443.37	0.00	70,687.96	0.00	0.00	751,443.37	0.00
State Pool Total					5.3349	15,579,443.37	15,579,443.37	0.00	70,687.96	0.00	0.00	751,443.37	0.00
MB30 - MBIA Flood Proj Drainage 20 Total					5.3349	15,579,443.37	15,579,443.37	0.00	70,687.96	0.00	0.00	751,443.37	0.00
MB31 - MBIA FBC ASSIST DIST #9													
State Pool													
MB31-MBIA FBC ASSIST DIST #9	AR-0062	State Pool	03/11/22	Open	5.3350	3,745,871.91	3,745,871.91	0.00	16,898.67	0.00	0.00	145,871.91	0.00

Interest Accrual
Ft. Bend County
 Effective Interest - Actual Life
 Receipts in Period
 07/01/23 - 07/31/23

CUSIP	Invest Number	Security Description	Purchase Date	Sale Date	Yield Earned	Ending Par Val/Shares	Ending Amor Val/Cost	Purchased Interest	Int/Div Rec In the Perd	Int/Div Accrued In the Perd	PTD Purch Received	Int/Div Rec Purch/Date	Int/Div Accrued Purch/Date
State Pool Total					5.3350	3,745,871.91	3,745,871.91	0.00	16,898.67	0.00	0.00	145,871.91	0.00
MB31 - MBIA FBC ASSIST DIST #9 Total					5.3350	3,745,871.91	3,745,871.91	0.00	16,898.67	0.00	0.00	145,871.91	0.00
MB32 - MBIA FBC ASSIST DIST #11													
State Pool													
MB32-MBIA FBC ASSIST DIST #11	AR-0063	State Pool	03/11/22	Open	5.3350	8,157,665.73	8,157,665.73	0.00	36,801.50	0.00	0.00	307,665.73	0.00
State Pool Total					5.3350	8,157,665.73	8,157,665.73	0.00	36,801.50	0.00	0.00	307,665.73	0.00
MB32 - MBIA FBC ASSIST DIST #11 Total					5.3350	8,157,665.73	8,157,665.73	0.00	36,801.50	0.00	0.00	307,665.73	0.00
MB36 - MBIA FEE OFFICER													
State Pool													
MB36-MBIA FEE OFFICER	AR-0065	State Pool	03/14/22	Open	5.3350	1,305,894.54	1,305,894.54	0.00	5,894.54	0.00	0.00	74,053.32	0.00
State Pool Total					5.3350	1,305,894.54	1,305,894.54	0.00	5,894.54	0.00	0.00	74,053.32	0.00
MB36 - MBIA FEE OFFICER Total					5.3350	1,305,894.54	1,305,894.54	0.00	5,894.54	0.00	0.00	74,053.32	0.00
MB37 - MBIA FBC ASSIST DIST #7													
State Pool													
MB37-MBIA FBC ASSIST DIST #7	AR-0066	State Pool	03/14/22	Open	5.3350	2,341,761.97	2,341,761.97	0.00	10,564.34	0.00	0.00	91,761.97	0.00
State Pool Total					5.3350	2,341,761.97	2,341,761.97	0.00	10,564.34	0.00	0.00	91,761.97	0.00
MB37 - MBIA FBC ASSIST DIST #7 Total					5.3350	2,341,761.97	2,341,761.97	0.00	10,564.34	0.00	0.00	91,761.97	0.00
MB38 - MBIA 2020A FBC TAX NOTE													
State Pool													
MB38-MBIA 2020A FBC TAX NOTE	AR-0067	State Pool	03/14/22	Open	5.3350	1,186,411.06	1,186,411.06	0.00	5,352.23	0.00	0.00	61,411.06	0.00
State Pool Total					5.3350	1,186,411.06	1,186,411.06	0.00	5,352.23	0.00	0.00	61,411.06	0.00
MB38 - MBIA 2020A FBC TAX NOTE Total					5.3350	1,186,411.06	1,186,411.06	0.00	5,352.23	0.00	0.00	61,411.06	0.00
MB39 - 2022 TAX NOTE													
State Pool													
MB39-MBIA 2022 TAX NOTE	AR-0072	State Pool	12/16/22	Open	5.3345	27,514,943.66	27,514,943.66	0.00	127,963.92	0.00	0.00	909,943.66	0.00
State Pool Total					5.3345	27,514,943.66	27,514,943.66	0.00	127,963.92	0.00	0.00	909,943.66	0.00
MB39 - 2022 TAX NOTE Total					5.3345	27,514,943.66	27,514,943.66	0.00	127,963.92	0.00	0.00	909,943.66	0.00
MB40 - FBC ASSIST DIST #22													
State Pool													
MB40-MBIA FBC ASSIST DIST #22	AR-0073	State Pool	12/16/22	Open	5.3349	1,183,490.19	1,183,490.19	0.00	5,339.04	0.00	0.00	33,490.19	0.00
State Pool Total					5.3349	1,183,490.19	1,183,490.19	0.00	5,339.04	0.00	0.00	33,490.19	0.00
MB40 - FBC ASSIST DIST #22 Total					5.3349	1,183,490.19	1,183,490.19	0.00	5,339.04	0.00	0.00	33,490.19	0.00
MB41 - 440V SUPERVISION													
State Pool													
MB41-MBIA FUND440 CSCD	AR-0074	State Pool	12/16/22	Open	5.3244	4,947,804.72	4,947,804.72	0.00	22,509.50	0.00	0.00	147,804.72	0.00
State Pool Total					5.3244	4,947,804.72	4,947,804.72	0.00	22,509.50	0.00	0.00	147,804.72	0.00
MB41 - 440V SUPERVISION Total					5.3244	4,947,804.72	4,947,804.72	0.00	22,509.50	0.00	0.00	147,804.72	0.00
MB42 - FBC ASSIST DIST #10													
State Pool													
MB42-MBIA FBC ASSIST DIST #10	AR-0075	State Pool	12/16/22	Open	5.3349	1,076,246.32	1,076,246.32	0.00	4,855.22	0.00	0.00	26,246.32	0.00
State Pool Total					5.3349	1,076,246.32	1,076,246.32	0.00	4,855.22	0.00	0.00	26,246.32	0.00
MB42 - FBC ASSIST DIST #10 Total					5.3349	1,076,246.32	1,076,246.32	0.00	4,855.22	0.00	0.00	26,246.32	0.00
MB43 - FBC LATERAL ROAD													
State Pool													
MB43-MBIA LATERAL ROAD	AR-0076	State Pool	12/16/22	Open	5.3350	1,386,529.83	1,386,529.83	0.00	6,255.02	0.00	0.00	36,529.83	0.00
State Pool Total					5.3350	1,386,529.83	1,386,529.83	0.00	6,255.02	0.00	0.00	36,529.83	0.00

Interest Accrual
Ft. Bend County
 Effective Interest - Actual Life
 Receipts in Period
 07/01/23 - 07/31/23

CUSIP	Invest Number	Security Description	Purchase Date	Sale Date	Yield Earned	Ending Par Val/Shares	Ending Amor Val/Cost	Purchased Interest	Int/Div Rec In the Perd	Int/Div Accrued In the Perd	PTD Purch Received	Int/Div Rec Purch/Date	Int/Div Accrued Purch/Date
MB43 - FBC LATERAL ROAD Total					<u>5.3350</u>	<u>1,386,529.83</u>	<u>1,386,529.83</u>	<u>0.00</u>	<u>6,255.02</u>	<u>0.00</u>	<u>0.00</u>	<u>36,529.83</u>	<u>0.00</u>
MB44 - FBC LAW LIBRARY													
State Pool													
MB44-MBIA COUNTY LAW LIBRARY	AR-0077	State Pool	12/16/22	Open	5.3350	1,031,522.85	1,031,522.85	0.00	4,653.49	0.00	0.00	31,522.85	0.00
State Pool Total					<u>5.3350</u>	<u>1,031,522.85</u>	<u>1,031,522.85</u>	<u>0.00</u>	<u>4,653.49</u>	<u>0.00</u>	<u>0.00</u>	<u>31,522.85</u>	<u>0.00</u>
MB44 - FBC LAW LIBRARY Total					<u>5.3350</u>	<u>1,031,522.85</u>	<u>1,031,522.85</u>	<u>0.00</u>	<u>4,653.49</u>	<u>0.00</u>	<u>0.00</u>	<u>31,522.85</u>	<u>0.00</u>
TT00 - TEXAS TERM GENERAL													
State Pool													
TT00-TX TERM General	AR-0022	State Pool	11/01/08	Open	5.1518	1,120.03	1,120.03	0.00	4.88	0.00	0.00	21,504.80	0.00
State Pool Total					<u>5.1518</u>	<u>1,120.03</u>	<u>1,120.03</u>	<u>0.00</u>	<u>4.88</u>	<u>0.00</u>	<u>0.00</u>	<u>21,504.80</u>	<u>0.00</u>
TT00 - TEXAS TERM GENERAL Total					<u>5.1518</u>	<u>1,120.03</u>	<u>1,120.03</u>	<u>0.00</u>	<u>4.88</u>	<u>0.00</u>	<u>0.00</u>	<u>21,504.80</u>	<u>0.00</u>
TT02 - TEXAS TERM TOLL OPERATIONS													
State Pool													
TT02-TX TERM Toll Rd. Operation	AR-0024	State Pool	11/01/08	Open	5.1472	1,118.73	1,118.73	0.00	4.87	0.00	0.00	18,048.63	0.00
State Pool Total					<u>5.1472</u>	<u>1,118.73</u>	<u>1,118.73</u>	<u>0.00</u>	<u>4.87</u>	<u>0.00</u>	<u>0.00</u>	<u>18,048.63</u>	<u>0.00</u>
TT02 - TEXAS TERM TOLL OPERATIONS Total					<u>5.1472</u>	<u>1,118.73</u>	<u>1,118.73</u>	<u>0.00</u>	<u>4.87</u>	<u>0.00</u>	<u>0.00</u>	<u>18,048.63</u>	<u>0.00</u>
TT04 - TEXAS TERM ROAD & BRIDGE													
State Pool													
TT04-TX TERM Road & Bridge	AR-0026	State Pool	11/01/08	Open	5.1459	1,116.70	1,116.70	0.00	4.86	0.00	0.00	8,323.98	0.00
State Pool Total					<u>5.1459</u>	<u>1,116.70</u>	<u>1,116.70</u>	<u>0.00</u>	<u>4.86</u>	<u>0.00</u>	<u>0.00</u>	<u>8,323.98</u>	<u>0.00</u>
TT04 - TEXAS TERM ROAD & BRIDGE Total					<u>5.1459</u>	<u>1,116.70</u>	<u>1,116.70</u>	<u>0.00</u>	<u>4.86</u>	<u>0.00</u>	<u>0.00</u>	<u>8,323.98</u>	<u>0.00</u>
TT05 - TEXAS TERM DRAINAGE													
State Pool													
TT05-TX TERM Drainage	AR-0027	State Pool	11/01/08	Open	5.1386	370.46	370.46	0.00	1.61	0.00	0.00	5,049.74	0.00
State Pool Total					<u>5.1386</u>	<u>370.46</u>	<u>370.46</u>	<u>0.00</u>	<u>1.61</u>	<u>0.00</u>	<u>0.00</u>	<u>5,049.74</u>	<u>0.00</u>
TT05 - TEXAS TERM DRAINAGE Total					<u>5.1386</u>	<u>370.46</u>	<u>370.46</u>	<u>0.00</u>	<u>1.61</u>	<u>0.00</u>	<u>0.00</u>	<u>5,049.74</u>	<u>0.00</u>

Premium/Discount Amortization

Ft. Bend County Effective Interest - Actual Life Receipts in Period 07/01/23 - 07/31/23

CUSIP	Invest Number	Security Description	Purchase Date	Amortiz Date	Yield Earned	Beginning Par Val/Shares	Beginning Unamor Val/Cost	Premium Discount	Ending Par Val/Shares	Ending Amor Val/Cost	Unamor Prem/Dscnt	Amortization In the Perd	Amortization Purch/Date
Cash													
MB45-U S Bank	AR-0078	Balance Account	06/20/23	01/31/24	5.4000	112,000,000.00	112,000,000.00	0.00	112,000,000.00	112,000,000.00	0.00	0.00	0.00
Cash Total					5.4000	112,000,000.00	112,000,000.00	0.00	112,000,000.00	112,000,000.00	0.00	0.00	0.00
Money Market													
Cadence-Money Market Accts	AR-0058	Money Market	01/31/21	Open	0.2421	78,217,495.60	78,217,495.60	0.00	65,255,618.66	65,255,618.66	0.00	0.00	0.00
Money Market Total					0.2421	78,217,495.60	78,217,495.60	0.00	65,255,618.66	65,255,618.66	0.00	0.00	0.00
State Pool													
MB02-MBIA General	AR-0015	State Pool	11/01/08	Open	5.3337	106,360,366.24	106,360,366.24	0.00	86,792,373.13	86,792,373.13	0.00	0.00	0.00
MB03-MBIA Road & Bridge	AR-0016	State Pool	11/01/08	Open	5.2830	5,658,406.39	5,658,406.39	0.00	4,681,265.57	4,681,265.57	0.00	0.00	0.00
MB04-MBIA Drainage	AR-0017	State Pool	11/01/08	Open	5.3341	7,203,267.00	7,203,267.00	0.00	6,634,808.93	6,634,808.93	0.00	0.00	0.00
MB06-MBIA Toll Rd. Operations	AR-0019	State Pool	11/01/08	Open	5.3353	95,042,930.04	95,042,930.04	0.00	98,979,297.40	98,979,297.40	0.00	0.00	0.00
TT00-TX TERM General	AR-0022	State Pool	11/01/08	Open	5.1518	1,115.15	1,115.15	0.00	1,120.03	1,120.03	0.00	0.00	0.00
TT02-TX TERM Toll Rd. Operation	AR-0024	State Pool	11/01/08	Open	5.1472	1,113.86	1,113.86	0.00	1,118.73	1,118.73	0.00	0.00	0.00
TT04-TX TERM Road & Bridge	AR-0026	State Pool	11/01/08	Open	5.1459	1,111.84	1,111.84	0.00	1,116.70	1,116.70	0.00	0.00	0.00
TT05-TX TERM Drainage	AR-0027	State Pool	11/01/08	Open	5.1386	368.85	368.85	0.00	370.46	370.46	0.00	0.00	0.00
LOG1-Logic- General	AR-0028	State Pool	11/10/08	Open	5.2952	30,856,060.67	30,856,060.67	0.00	30,994,849.39	30,994,849.39	0.00	0.00	0.00
LOG2-Logic-Toll Rd.Operations	AR-0029	State Pool	11/10/08	Open	5.2963	14,091,224.56	14,091,224.56	0.00	14,154,619.40	14,154,619.40	0.00	0.00	0.00
LOG5-Logic-Drainage	AR-0032	State Pool	11/10/08	Open	5.2887	970,727.72	970,727.72	0.00	975,088.61	975,088.61	0.00	0.00	0.00
LOG8-Logic-Road & Bridge	AR-0035	State Pool	11/10/08	Open	5.2955	3,334,353.02	3,334,353.02	0.00	3,349,351.53	3,349,351.53	0.00	0.00	0.00
MB12-MBIA ESD 100 AGREEMENT	AR-0041	State Pool	08/31/16	Open	5.3350	12,925,371.12	12,925,371.12	0.00	12,983,945.29	12,983,945.29	0.00	0.00	0.00
MB13-MBIA ASSISTANCE DIST #1	AR-0042	State Pool	08/31/16	Open	5.3353	15,874,179.35	15,874,179.35	0.00	16,547,086.88	16,547,086.88	0.00	0.00	0.00
MB14-MBIA GR PARKWAY OPERATIONS	AR-0043	State Pool	08/31/16	Open	5.3158	69,819,365.94	69,819,365.94	0.00	72,137,834.68	72,137,834.68	0.00	0.00	0.00
LO10-LOGIC-COUNTY'S CARE ACT	AR-0047	State Pool	05/12/20	Open	5.2963	2,585,385.53	2,585,385.53	0.00	2,597,016.89	2,597,016.89	0.00	0.00	0.00
MB18-MBIA COUNTY'S CARES ACT	AR-0048	State Pool	05/12/20	Open	5.3347	49,852,706.82	49,852,706.82	0.00	48,424,812.92	48,424,812.92	0.00	0.00	0.00
MB19-MBIA FBC ASSIST. DIST. #2	AR-0049	State Pool	05/13/20	Open	5.3352	10,594,159.15	10,594,159.15	0.00	10,842,492.33	10,842,492.33	0.00	0.00	0.00
MB20- MBIA FBC ASSIST. DIST. #4	AR-0050	State Pool	05/13/20	Open	5.3350	2,666,656.93	2,666,656.93	0.00	2,678,741.47	2,678,741.47	0.00	0.00	0.00
MB21-MBIA FBC ASSIST. DIST. #6	AR-0051	State Pool	05/13/20	Open	5.3350	4,299,399.23	4,299,399.23	0.00	4,318,882.91	4,318,882.91	0.00	0.00	0.00
MB23-MBIA JUVENILE	AR-0053	State Pool	05/13/20	Open	5.3336	7,800,843.32	7,800,843.32	0.00	6,935,016.57	6,935,016.57	0.00	0.00	0.00
MB24-MBIA DEBT SERVICE	AR-0054	State Pool	05/13/20	Open	5.3350	29,033,335.35	29,033,335.35	0.00	29,164,906.30	29,164,906.30	0.00	0.00	0.00
MB25-MBIA DRAINAGE DEBT SERVICE	AR-0055	State Pool	05/13/20	Open	5.3350	4,608,734.28	4,608,734.28	0.00	4,629,619.78	4,629,619.78	0.00	0.00	0.00
MB26-FACILITIES BOND 2018	AR-0056	State Pool	05/13/20	Open	5.3349	2,393,895.69	2,393,895.69	0.00	2,399,739.71	2,399,739.71	0.00	0.00	0.00
MB27-MBIA TX HERITAGE PARKWAY	AR-0057	State Pool	05/13/20	Open	5.3350	514,199.15	514,199.15	0.00	516,529.38	516,529.38	0.00	0.00	0.00
MB28-MBIA GRAND PARKWAY 2021	AR-0059	State Pool	08/02/21	Open	5.3346	4,980,346.65	4,980,346.65	0.00	3,998,967.97	3,998,967.97	0.00	0.00	0.00
MB29-MBIA SR LIEN TOLL RD 2021	AR-0060	State Pool	08/02/21	Open	5.3348	37,118,887.82	37,118,887.82	0.00	33,773,281.48	33,773,281.48	0.00	0.00	0.00
MB30-MBIA FLOOD PRO DRAINAGE 20	AR-0061	State Pool	08/02/21	Open	5.3349	15,698,755.41	15,698,755.41	0.00	15,579,443.37	15,579,443.37	0.00	0.00	0.00
MB31-MBIA FBC ASSIST DIST #9	AR-0062	State Pool	03/11/22	Open	5.3350	3,728,973.24	3,728,973.24	0.00	3,745,871.91	3,745,871.91	0.00	0.00	0.00
MB32-MBIA FBC ASSIST DIST #11	AR-0063	State Pool	03/11/22	Open	5.3350	8,120,864.23	8,120,864.23	0.00	8,157,665.73	8,157,665.73	0.00	0.00	0.00
MB36-MBIA FEE OFFICER	AR-0065	State Pool	03/14/22	Open	5.3350	1,305,642.80	1,305,642.80	0.00	1,305,894.54	1,305,894.54	0.00	0.00	0.00
MB37-MBIA FBC ASSIST DIST #7	AR-0066	State Pool	03/14/22	Open	5.3350	2,331,197.63	2,331,197.63	0.00	2,341,761.97	2,341,761.97	0.00	0.00	0.00
MB38-MBIA 2020A FBC TAX NOTE	AR-0067	State Pool	03/14/22	Open	5.3350	1,181,058.83	1,181,058.83	0.00	1,186,411.06	1,186,411.06	0.00	0.00	0.00
MB39-MBIA 2022 TAX NOTE	AR-0072	State Pool	12/16/22	Open	5.3345	28,966,979.74	28,966,979.74	0.00	27,514,943.66	27,514,943.66	0.00	0.00	0.00
MB40-MBIA FBC ASSIST DIST #22	AR-0073	State Pool	12/16/22	Open	5.3349	1,178,151.15	1,178,151.15	0.00	1,183,490.19	1,183,490.19	0.00	0.00	0.00
MB41-MBIA FUND440 CSCD	AR-0074	State Pool	12/16/22	Open	5.3244	5,025,295.22	5,025,295.22	0.00	4,947,804.72	4,947,804.72	0.00	0.00	0.00
MB42-MBIA FBC ASSIST DIST #10	AR-0075	State Pool	12/16/22	Open	5.3349	1,071,391.10	1,071,391.10	0.00	1,076,246.32	1,076,246.32	0.00	0.00	0.00
MB43-MBIA LATERAL ROAD	AR-0076	State Pool	12/16/22	Open	5.3350	1,380,274.81	1,380,274.81	0.00	1,386,529.83	1,386,529.83	0.00	0.00	0.00
MB44-MBIA COUNTY LAW LIBRARY	AR-0077	State Pool	12/16/22	Open	5.3350	1,026,869.36	1,026,869.36	0.00	1,031,522.85	1,031,522.85	0.00	0.00	0.00

Premium/Discount Amortization

Ft. Bend County

Effective Interest - Actual Life

Receipts in Period

07/01/23 - 07/31/23

CUSIP	Invest Number	Security Description	Purchase Date	Amortiz Date	Yield Earned	Beginning Par Val/Shares	Beginning Unamor Val/Cost	Premium Discount	Ending Par Val/Shares	Ending Amor Val/Cost	Unamor Prem/Dscnt	Amortization In the Perd	Amortization Purch/Date
State Pool Total					<u>5.3282</u>	<u>589,603,965.19</u>	<u>589,603,965.19</u>	<u>0.00</u>	<u>567,971,840.59</u>	<u>567,971,840.59</u>	<u>0.00</u>	<u>0.00</u>	<u>0.00</u>
Investment Total					<u>4.8200</u>	<u>779,821,460.79</u>	<u>779,821,460.79</u>	<u>0.00</u>	<u>745,227,459.25</u>	<u>745,227,459.25</u>	<u>0.00</u>	<u>0.00</u>	<u>0.00</u>

Open Investments

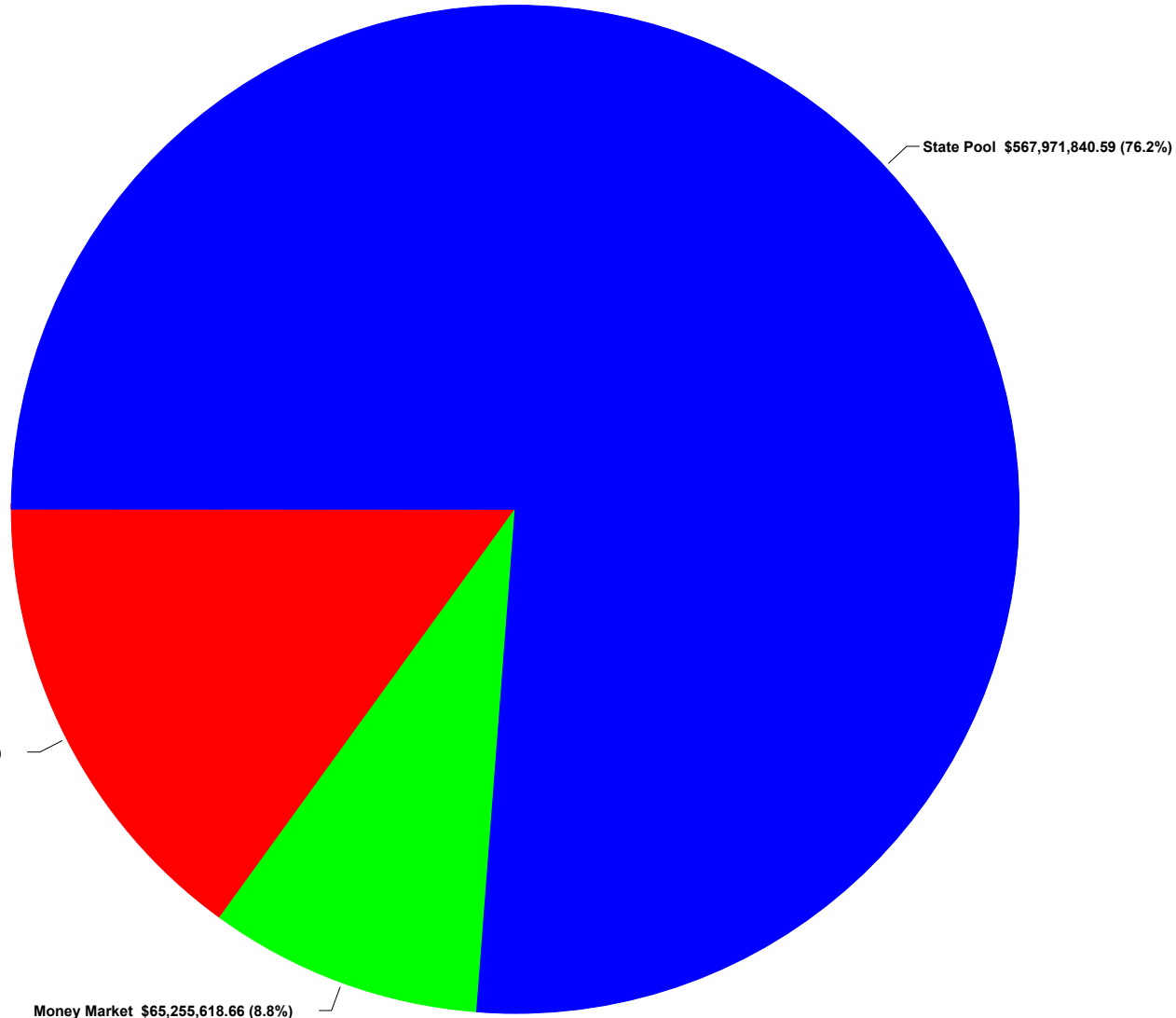
Ft. Bend County

Effective Interest - Actual Life
Receipts in Period
07/31/23

CUSIP	Invest Number	Security Description	Invest Class	Purchase Date	Call Date	Purchase Institut	SafeKeep Institut	Issuing Institut	Yield Matur	Yield Call	Original Unit Cost	Original Par Val/Shares	Original Princ/Cost	Orig Prem Discount	Ending Unit Price	Ending Par Val/Shares	Ending Amor Val/Cost	Ending Unamor Prem/Dscnt
Cash																		
MB45-U S Bank	AR-0078	Balance Account		06/20/23	01/31/24	2700	None	2700	5.4000	5.4000	1.000000	112,000,000.00	112,000,000.00	0.00	1.000000	112,000,000.00	112,000,000.00	0.00
Cash Total									5.4000	5.4000	1.000000	112,000,000.00	112,000,000.00	0.00	1.000000	112,000,000.00	112,000,000.00	0.00
Money Market																		
Cadence-Money Market Accts	AR-0058	Money Market		01/31/21	Open	101	None	101	0.2500	0.2500	1.000000	210,194,488.52	210,194,488.52	0.00	1.000000	65,255,618.66	65,255,618.66	0.00
Money Market Total									0.2500	0.2500	1.000000	210,194,488.52	210,194,488.52	0.00	1.000000	65,255,618.66	65,255,618.66	0.00
State Pool																		
MB02-MBIA General	AR-0015	State Pool		11/01/08	Open	2000	None	2000	5.3245	5.3245	1.000000	17,374,917.83	17,374,917.83	0.00	1.000000	86,792,373.13	86,792,373.13	0.00
MB03-MBIA Road & Bridge	AR-0016	State Pool		11/01/08	Open	2000	None	2000	5.3245	5.3245	1.000000	2,856,438.24	2,856,438.24	0.00	1.000000	4,681,265.57	4,681,265.57	0.00
MB04-MBIA Drainage	AR-0017	State Pool		11/01/08	Open	2000	None	2000	5.3245	5.3245	1.000000	1,267,218.21	1,267,218.21	0.00	1.000000	6,634,808.93	6,634,808.93	0.00
MB06-MBIA Toll Rd. Operations	AR-0019	State Pool		11/01/08	Open	2000	None	2000	5.3245	5.3245	1.000000	3,143,377.27	3,143,377.27	0.00	1.000000	98,979,297.40	98,979,297.40	0.00
TT00-TX TERM General	AR-0022	State Pool		11/01/08	Open	2005	None	2005	5.1500	5.1500	1.000000	10,006,437.87	10,006,437.87	0.00	1.000000	1,120.03	1,120.03	0.00
TT02-TX TERM Toll Rd. Operation	AR-0024	State Pool		11/01/08	Open	2005	None	2005	5.1500	5.1500	0.000000	0.00	0.00	0.00	1.000000	1,118.73	1,118.73	0.00
TT04-TX TERM Road & Bridge	AR-0026	State Pool		11/01/08	Open	2005	None	2005	5.1500	5.1500	1.000000	10,463.28	10,463.28	0.00	1.000000	1,116.70	1,116.70	0.00
TT05-TX TERM Drainage	AR-0027	State Pool		11/01/08	Open	2005	None	2005	5.1500	5.1500	1.000000	109,774.61	109,774.61	0.00	1.000000	370.46	370.46	0.00
LOG1-Logic- General	AR-0028	State Pool		11/10/08	Open	200	None	200	5.2985	5.2985	1.000000	10,000,000.00	10,000,000.00	0.00	1.000000	30,994,849.39	30,994,849.39	0.00
LOG2-Logic-Toll Rd.Operations	AR-0029	State Pool		11/10/08	Open	200	None	200	5.2985	5.2985	1.000000	2,000,000.00	2,000,000.00	0.00	1.000000	14,154,619.40	14,154,619.40	0.00
LOG5-Logic-Drainage	AR-0032	State Pool		11/10/08	Open	200	None	200	5.2985	5.2985	1.000000	500,000.00	500,000.00	0.00	1.000000	975,088.61	975,088.61	0.00
LOG8-Logic-Road & Bridge	AR-0035	State Pool		11/10/08	Open	200	None	200	5.2985	5.2985	1.000000	1,000,000.00	1,000,000.00	0.00	1.000000	3,349,351.53	3,349,351.53	0.00
MB12-MBIA ESD 100 AGREEMENT	AR-0041	State Pool		08/31/16	Open	2000	None	2000	5.3245	5.3245	1.000000	3,900,000.00	3,900,000.00	0.00	1.000000	12,983,945.29	12,983,945.29	0.00
MB13-MBIA ASSISTANCE DIST #1	AR-0042	State Pool		08/31/16	Open	2000	None	2000	5.3245	5.3245	1.000000	10,000,000.00	10,000,000.00	0.00	1.000000	16,547,086.88	16,547,086.88	0.00
MB14-MBIA GR PARKWAY OPERATIONS	AR-0043	State Pool		08/31/16	Open	2000	None	2000	5.3245	5.3245	1.000000	8,500,000.00	8,500,000.00	0.00	1.000000	72,137,834.68	72,137,834.68	0.00
LO10-LOGIC-COUNTY'S CARE ACT	AR-0047	State Pool		05/12/20	Open	200	None	200	5.2985	5.2985	1.000000	67,000,000.00	67,000,000.00	0.00	1.000000	2,597,016.89	2,597,016.89	0.00
MB18-MBIA COUNTY'S CARES ACT	AR-0048	State Pool		05/12/20	Open	2000	None	2000	5.3245	5.3245	1.000000	67,000,000.00	67,000,000.00	0.00	1.000000	48,424,812.92	48,424,812.92	0.00
MB19-MBIA FBC ASSIST. DIST. #2	AR-0049	State Pool		05/13/20	Open	2000	None	2000	5.3245	5.3245	1.000000	2,500,000.00	2,500,000.00	0.00	1.000000	10,842,492.33	10,842,492.33	0.00
MB20- MBIA FBC ASSIST. DIST. #4	AR-0050	State Pool		05/13/20	Open	2000	None	2000	5.3245	5.3245	1.000000	1,250,000.00	1,250,000.00	0.00	1.000000	2,678,741.47	2,678,741.47	0.00
MB21-MBIA FBC ASSIST. DIST. #6	AR-0051	State Pool		05/13/20	Open	2000	None	2000	5.3245	5.3245	1.000000	2,000,000.00	2,000,000.00	0.00	1.000000	4,318,882.91	4,318,882.91	0.00
MB23-MBIA JUVENILE	AR-0053	State Pool		05/13/20	Open	2000	None	2000	5.3245	5.3245	1.000000	8,000,000.00	8,000,000.00	0.00	1.000000	6,935,016.57	6,935,016.57	0.00
MB24-MBIA DEBT SERVICE	AR-0054	State Pool		05/13/20	Open	2000	None	2000	5.3245	5.3245	1.000000	21,000,000.00	21,000,000.00	0.00	1.000000	29,164,906.30	29,164,906.30	0.00
MB25-MBIA DRAINAGE DEBT SERVICE	AR-0055	State Pool		05/13/20	Open	2000	None	2000	5.3245	5.3245	1.000000	1,000,000.00	1,000,000.00	0.00	1.000000	4,629,619.78	4,629,619.78	0.00
MB26-FACILITIES BOND 2018	AR-0056	State Pool		05/13/20	Open	2000	None	2000	5.3245	5.3245	1.000000	14,000,000.00	14,000,000.00	0.00	1.000000	2,399,739.71	2,399,739.71	0.00
MB27-MBIA TX HERITAGE PARKWAY	AR-0057	State Pool		05/13/20	Open	2000	None	2000	5.3245	5.3245	1.000000	17,000,000.00	17,000,000.00	0.00	1.000000	516,529.38	516,529.38	0.00
MB28-MBIA GRAND PARKWAY 2021	AR-0059	State Pool		08/02/21	Open	2000	None	2000	5.3245	5.3245	1.000000	25,000,000.00	25,000,000.00	0.00	1.000000	3,998,967.97	3,998,967.97	0.00
MB29-MBIA SR LIEN TOLL RD 2021	AR-0060	State Pool		08/02/21	Open	2000	None	2000	5.3245	5.3245	1.000000	68,000,000.00	68,000,000.00	0.00	1.000000	33,773,281.48	33,773,281.48	0.00
MB30-MBIA FLOOD PRO DRAINAGE 20	AR-0061	State Pool		08/02/21	Open	2000	None	2000	5.3245	5.3245	1.000000	10,000,000.00	10,000,000.00	0.00	1.000000	15,579,443.37	15,579,443.37	0.00
MB31-MBIA FBC ASSIST DIST #9	AR-0062	State Pool		03/11/22	Open	2000	None	2000	5.3245	5.3245	1.000000	2,000,000.00	2,000,000.00	0.00	1.000000	3,745,871.91	3,745,871.91	0.00
MB32-MBIA FBC ASSIST DIST #11	AR-0063	State Pool		03/11/22	Open	2000	None	2000	5.3245	5.3245	1.000000	3,000,000.00	3,000,000.00	0.00	1.000000	8,157,665.73	8,157,665.73	0.00
MB36-MBIA FEE OFFICER	AR-0065	State Pool		03/14/22	Open	2000	None	2000	5.3245	5.3245	1.000000	3,000,000.00	3,000,000.00	0.00	1.000000	1,305,894.54	1,305,894.54	0.00
MB37-MBIA FBC ASSIST DIST #7	AR-0066	State Pool		03/14/22	Open	2000	None	2000	5.3245	5.3245	1.000000	1,000,000.00	1,000,000.00	0.00	1.000000	2,341,761.97	2,341,761.97	0.00
MB38-MBIA 2020A FBC TAX NOTE	AR-0067	State Pool		03/14/22	Open	2000	None	2000	5.3245	5.3245	1.000000	2,000,000.00	2,000,000.00	0.00	1.000000	1,186,411.06	1,186,411.06	0.00
MB39-MBIA 2022 TAX NOTE	AR-0072	State Pool		12/16/22	Open	2000	None	2000	5.3245	5.3245	0.000000	0.00	0.00	0.00	1.000000	27,514,943.66	27,514,943.66	0.00
MB40-MBIA FBC ASSIST DIST #22	AR-0073	State Pool		12/16/22	Open	2000	None	2000	5.3245	5.3245	1.000000	1,000,000.00	1,000,000.00	0.00	1.000000	1,183,490.19	1,183,490.19	0.00
MB41-MBIA FUND440 CSCD	AR-0074	State Pool		12/16/22	Open	2000	None	2000	5.3245	5.3245	1.000000	4,000,000.00	4,000,000.00	0.00	1.000000	4,947,804.72	4,947,804.72	0.00
MB42-MBIA FBC ASSIST DIST #10	AR-0075	State Pool		12/16/22	Open	2000	None	2000	5.3245	5.3245	1.000000	500,000.00	500,000.00	0.00	1.000000	1,076,246.32	1,076,246.32	0.00
MB43-MBIA LATERAL ROAD	AR-0076	State Pool		12/16/22	Open	2000	None	2000	5.3245	5.3245	1.000000	1,000,000.00	1,000,000.00	0.00	1.000000	1,386,529.83	1,386,529.83	0.00
MB44-MBIA COUNTY LAW LIBRARY	AR-0077	State Pool		12/16/22	Open	2000	None	2000	5.3245	5.3245	1.000000	1,000,000.00	1,000,000.00	0.00	1.000000	1,031,522.85	1,031,522.85	0.00
State Pool Total									5.3221	5.3221	1.000000	392,918,627.31	392,918,627.31	0.00	1.000000	567,971,840.59	567,971,840.59	0.00
Investment Total									4.8898	4.8898	1.000000	715,113,115.83	715,113,115.83	0.00	1.000000	745,227,459.25	745,227,459.25	0.00

Open Investments
Ft. Bend County
Effective Interest - Actual Life
Receipts in Period
07/31/23

Showing Ending Par Val/Shares: \$745,227,459.25



- Cash \$112,000,000.00 (15.0%)
- Money Market \$65,255,618.66 (8.8%)
- State Pool \$567,971,840.59 (76.2%)

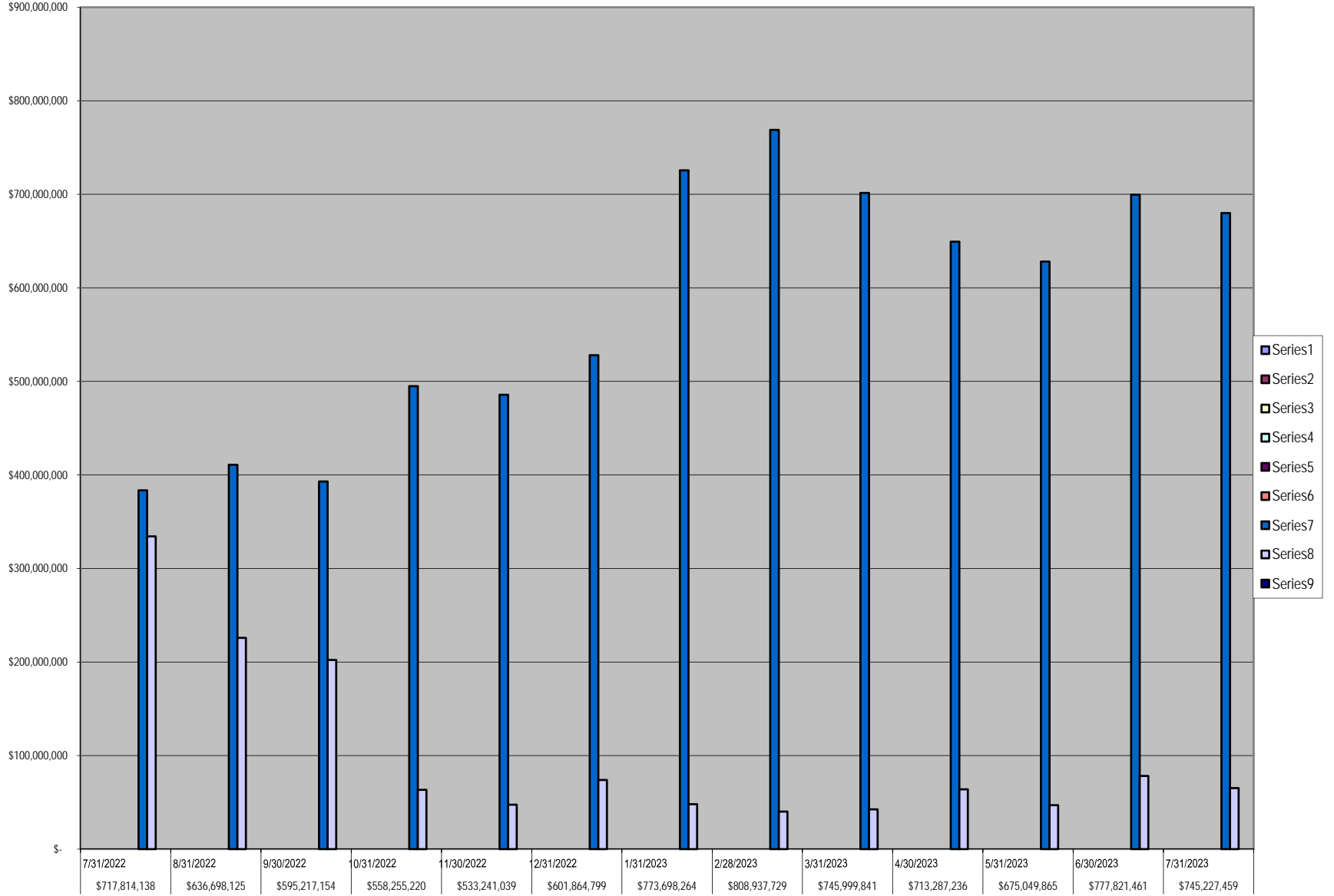
Cash \$112,000,000.00 (15.0%)

Money Market \$65,255,618.66 (8.8%)

State Pool \$567,971,840.59 (76.2%)

FBC INVESTMENT TRAILING 12 MONTHS

Open Investments		FARMERS MAC DN	FFCB	FHLB	FHLMC	FNMA	FNMA DISCOUNT NOTE	State Pool	Cadence Money Market	Cadence - Invst. Acct.
\$ 717,814,138	7/31/2022	\$ -	\$ -	\$ -	\$ -	\$ -	\$ -	\$ 383,523,758	\$ 334,290,380	\$ -
\$ 636,698,125	8/31/2022	\$ -	\$ -	\$ -	\$ -	\$ -	\$ -	\$ 410,882,058	\$ 225,816,067	\$ -
\$ 595,217,154	9/30/2022	\$ -	\$ -	\$ -	\$ -	\$ -	\$ -	\$ 393,060,351	\$ 202,156,803	\$ -
\$ 558,255,220	10/31/2022	\$ -	\$ -	\$ -	\$ -	\$ -	\$ -	\$ 494,855,306	\$ 63,399,914	\$ -
\$ 533,241,039	11/30/2022	\$ -	\$ -	\$ -	\$ -	\$ -	\$ -	\$ 485,750,997	\$ 47,490,042	\$ -
\$ 601,864,799	12/31/2022	\$ -	\$ -	\$ -	\$ -	\$ -	\$ -	\$ 528,014,669	\$ 73,850,130	\$ -
\$ 773,698,264	1/31/2023	\$ -	\$ -	\$ -	\$ -	\$ -	\$ -	\$ 725,661,993	\$ 48,036,271	\$ -
\$ 808,937,729	2/28/2023	\$ -	\$ -	\$ -	\$ -	\$ -	\$ -	\$ 768,858,884	\$ 40,078,845	\$ -
\$ 745,999,841	3/31/2023	\$ -	\$ -	\$ -	\$ -	\$ -	\$ -	\$ 701,517,667	\$ 42,482,174	\$ -
\$ 713,287,236	4/30/2023	\$ -	\$ -	\$ -	\$ -	\$ -	\$ -	\$ 649,360,392	\$ 63,926,844	\$ -
\$ 675,049,865	5/31/2023	\$ -	\$ -	\$ -	\$ -	\$ -	\$ -	\$ 628,079,297	\$ 46,970,568	\$ -
\$ 777,821,461	6/30/2023	\$ -	\$ -	\$ -	\$ -	\$ -	\$ -	\$ 699,603,965	\$ 78,217,496	\$ -
\$ 745,227,459	7/31/2023	\$ -	\$ -	\$ -	\$ -	\$ -	\$ -	\$ 679,971,840	\$ 65,255,619	\$ -





08/01/2023

To Whom It May Concern, In accordance with Cadence Bank's Depository Bid, the interest rate for the month of July 2023 is a fixed rate of 0.25% for all Fort Bend County interest-bearing accounts.

Sincerely,

A handwritten signature in black ink, appearing to read 'Cleathon Sanders', is positioned above the typed name.

Cleathon Sanders
Client Support Partner
Treasury Management Customer Support
Cadence Bank



Texas CLASS

Texas CLASS AVERAGE MONTHLY YIELD: 5.3245%		
Date	Dividend Rate	Daily Yield
07/01/2023	0.000000000	5.3015%
07/02/2023	0.000000000	5.3015%
07/03/2023	0.000290686	5.3050%
07/04/2023	0.000000000	5.3050%
07/05/2023	0.000145290	5.3031%
07/06/2023	0.000145046	5.2942%
07/07/2023	0.000435180	5.2941%
07/08/2023	0.000000000	5.2947%
07/09/2023	0.000000000	5.2947%
07/10/2023	0.000145116	5.2967%
07/11/2023	0.000145266	5.3022%
07/12/2023	0.000145373	5.3061%
07/13/2023	0.000145439	5.3085%
07/14/2023	0.000436401	5.3095%
07/15/2023	0.000000000	5.3096%
07/16/2023	0.000000000	5.3096%
07/17/2023	0.000145373	5.3066%
07/18/2023	0.000145474	5.3098%
07/19/2023	0.000145527	5.3118%
07/20/2023	0.000145563	5.3131%
07/21/2023	0.000437193	5.3192%
07/22/2023	0.000000000	5.3192%
07/23/2023	0.000000000	5.3192%
07/24/2023	0.000145672	5.3171%
07/25/2023	0.000145709	5.3184%
07/26/2023	0.000145792	5.3214%
07/27/2023	0.000146848	5.3600%
07/28/2023	0.000445701	5.4227%
07/29/2023	0.000000000	5.4227%
07/30/2023	0.000000000	5.4227%
07/31/2023	0.000149014	5.4391%

Performance results are shown net of all fees and expenses and reflect the reinvestment of dividends and other earnings. Many factors affect performance including changes in market conditions and interest rates and in response to other economic, political, or financial developments. Investment involves risk including the possible loss of principal. No assurance can be given that the performance objectives of a given strategy will be achieved. **Past performance is no guarantee of future results. Any financial and/or investment decision may incur losses.**



July 31, 2023

TexasDAILY

Current Yield¹: 5.25%

Historical Rates Monthly Distribution Yields²

	2013	2014	2015	2016	2017	2018	2019	2020	2021	2022	2023
January	0.12%	0.04%	0.07%	0.35%	0.58%	1.34%	2.40%	1.61%	0.07%	0.02%	4.36%
February	0.10%	0.04%	0.08%	0.39%	0.59%	1.40%	2.40%	1.58%	0.05%	0.02%	4.57%
March	0.10%	0.04%	0.09%	0.41%	0.66%	1.50%	2.41%	1.20%	0.05%	0.14%	4.70%
April	0.08%	0.04%	0.09%	0.42%	0.75%	1.65%	2.42%	0.83%	0.05%	0.30%	4.86%
May	0.08%	0.04%	0.09%	0.43%	0.76%	1.75%	2.41%	0.41%	0.04%	0.68%	5.04%
June	0.05%	0.04%	0.09%	0.44%	0.85%	1.85%	2.41%	0.24%	0.03%	1.00%	5.11%
July	0.05%	0.05%	0.10%	0.45%	0.96%	1.96%	2.38%	0.22%	0.02%	1.49%	5.15%
August	0.05%	0.06%	0.11%	0.47%	1.00%	1.99%	2.21%	0.16%	0.02%	2.11%	
September	0.05%	0.06%	0.13%	0.50%	1.03%	2.03%	2.15%	0.14%	0.02%	2.43%	
October	0.04%	0.06%	0.15%	0.47%	1.05%	2.15%	1.97%	0.12%	0.02%	3.04%	
November	0.04%	0.06%	0.15%	0.45%	1.09%	2.21%	1.74%	0.10%	0.02%	3.65%	
December	0.04%	0.07%	0.23%	0.50%	1.21%	2.32%	1.66%	0.09%	0.02%	4.13%	

**Call toll-free
1-866-839-8376**

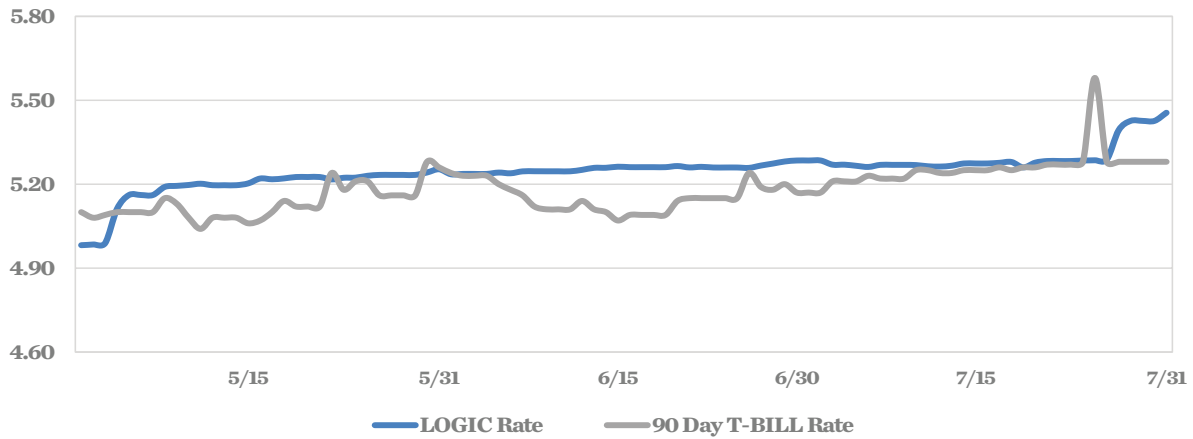
Past performance is not indicative of future results and yields may vary.

(1) The current yield, which is also known as the current annualized yield or current seven-day yield, represents the net change, exclusive of capital changes and income other than investment income, in the value of a hypothetical account with a balance of one share (normally \$1.00 per share) over a seven-day base period expressed as a percentage of the value of one share at the beginning of the seven-day period. This resulting net change in account value is then annualized by multiplying it by 365 and dividing the result by 7. The yields shown may reflect fee waivers by service providers that subsidize and reduce the total operating expenses of the TexasDAILY portfolio. Portfolio yields would be lower if there were no such waivers.

(2) The monthly distribution yield represents the sum of a month's one-day allocation factors divided by the number of days in that month, and multiplied by 365. The yields shown may reflect fee waivers by service providers that subsidize and reduce the total operating expenses of the TexasDAILY portfolio. Portfolio yields would be lower if there were no such waivers.

This information is for institutional investors, not for further distribution to retail investors, and does not represent an offer to sell or a solicitation of an offer to buy or sell any fund or other security. Investors should consider the Texas Range Investment Program's (the "Program's") investment objectives, risks, charges and expenses before investing. This and other information about the Program is available in the Program's Information Statement, which should be read carefully before investing. A copy of the Program's Information Statement may be obtained by calling 1-866-839-8376 or is available on the Program's website at www.texas-range.com. While TexasDAILY and TexasDAILY Select seek to maintain a stable net asset value of \$1.00 per share and TexasTERM seeks to achieve a net asset value of \$1.00 per share at its stated maturity, it is possible to lose money investing in the Program. An investment in the Program is not insured or guaranteed by the Federal Deposit Insurance Corporation or any other governmental agency. Shares of the Program are distributed by **PFM Fund Distributors, Inc.**, member Financial Industry Regulatory Authority (FINRA) (www.finra.org) and Securities Investor Protection Corporation (SIPC) (www.sipc.org). PFM Fund Distributors, Inc. is an affiliate of PFM Asset Management LLC.

LOGIC VERSUS 90-DAY TREASURY BILL



This material is for information purposes only. This information does not represent an offer to buy or sell a security. The above rate information is obtained from sources that are believed to be reliable; however, its accuracy or completeness may be subject to change. The LOGIC management fee may be waived in full or in part at the discretion of the LOGIC co-administrators and the LOGIC rate for the period shown reflects waiver of fees. This table represents historical investment performance/return to the customer, net of fees, and is not an indication of future performance. An investment in the security is not insured or guaranteed by the Federal Deposit Insurance Corporation or any other government agency. Although the issuer seeks to preserve the value of an investment of \$1.00 per share, it is possible to lose money by investing in the security. Information about these and other program details are in the fund's Information Statement which should be read carefully before investing. The yield on the 90-Day Treasury Bill ("T-Bill Yield") is shown for comparative purposes only. When comparing the investment returns of the LOGIC pool to the T-Bill Yield, you should know that the LOGIC pool consists of allocations of specific diversified securities as detailed in the respective Information Statements. The T-Bill Yield is taken from Bloomberg Finance L.P. and represents the daily closing yield on the then current 90-Day T-Bill. The LOGIC yield is calculated in accordance with regulations governing the registration of open-end management investment companies under the Investment Company Act of 1940 as promulgated from time to time by the federal Securities and Exchange Commission.

DAILY SUMMARY FOR JULY 2023

DATE	MNY MKT FUND EQUIV. [SEC Std.]	DAILY ALLOCATION FACTOR	INVESTED BALANCE	MARKET VALUE PER SHARE	WAM DAYS (1)	WAL DAYS (2)
7/1/2023	5.2847%	0.000144785	\$9,896,613,552.15	0.999615	38	74
7/2/2023	5.2847%	0.000144785	\$9,896,613,552.15	0.999615	38	74
7/3/2023	5.2698%	0.000144377	\$9,921,160,023.78	0.999692	37	73
7/4/2023	5.2698%	0.000144377	\$9,921,160,023.78	0.999692	37	73
7/5/2023	5.2657%	0.000144265	\$9,918,722,207.81	0.999806	36	73
7/6/2023	5.2617%	0.000144156	\$10,016,053,656.68	0.999809	37	72
7/7/2023	5.2691%	0.000144359	\$9,997,699,057.66	0.999603	36	73
7/8/2023	5.2691%	0.000144359	\$9,997,699,057.66	0.999603	36	73
7/9/2023	5.2691%	0.000144359	\$9,997,699,057.66	0.999603	36	73
7/10/2023	5.2684%	0.000144339	\$10,009,309,796.00	0.999821	35	73
7/11/2023	5.2641%	0.000144221	\$10,142,310,224.23	0.999825	34	72
7/12/2023	5.2630%	0.000144191	\$10,148,721,225.56	0.999839	34	72
7/13/2023	5.2661%	0.000144276	\$10,123,347,658.23	0.999822	34	72
7/14/2023	5.2741%	0.000144496	\$10,071,278,749.24	0.999631	34	71
7/15/2023	5.2741%	0.000144496	\$10,071,278,749.24	0.999631	34	71
7/16/2023	5.2741%	0.000144496	\$10,071,278,749.24	0.999631	34	71
7/17/2023	5.2765%	0.000144562	\$10,069,960,902.02	0.999834	35	73
7/18/2023	5.2795%	0.000144643	\$10,060,420,237.56	0.999836	34	72
7/19/2023	5.2601%	0.000144111	\$10,067,193,956.23	0.999832	34	72
7/20/2023	5.2771%	0.000144578	\$10,151,127,637.22	0.999824	34	72
7/21/2023	5.2829%	0.000144737	\$10,119,338,698.20	0.999618	34	70
7/22/2023	5.2829%	0.000144737	\$10,119,338,698.20	0.999618	34	70
7/23/2023	5.2829%	0.000144737	\$10,119,338,698.20	0.999618	34	70
7/24/2023	5.2847%	0.000144787	\$10,078,358,776.37	0.999844	34	70
7/25/2023	5.2855%	0.000144807	\$10,038,485,953.55	0.999852	33	71
7/26/2023	5.2881%	0.000144880	\$10,057,474,001.39	0.999860	32	76
7/27/2023	5.3931%	0.000147756	\$10,054,923,993.26	0.999867	32	77
7/28/2023	5.4263%	0.000148667	\$10,276,967,039.02	0.999683	30	75
7/29/2023	5.4263%	0.000148667	\$10,276,967,039.02	0.999683	30	75
7/30/2023	5.4263%	0.000148667	\$10,276,967,039.02	0.999683	30	75
7/31/2023	5.4554%	0.000149462	\$10,153,858,654.20	0.999870	30	75
Average	5.2985%	0.000145166	\$10,068,440,860.15		34	73



QUESTIONS?

If you have any questions regarding your account or this statement, please contact your Administrator.

FORT BEND COUNTY

MARQUES MCNIESE
CN-OH-W5IT
CN-OH-W5IT
425 WALNUT STREET
CINCINNATI OH 45202
Phone 513-632-4147
E-mail marques.mcniese@usbank.com

Portfolio Manager:
TS CIN RC #3 - AUTO
CN-OH-W6TC

This statement is for the period from July 1, 2023 to July 31, 2023

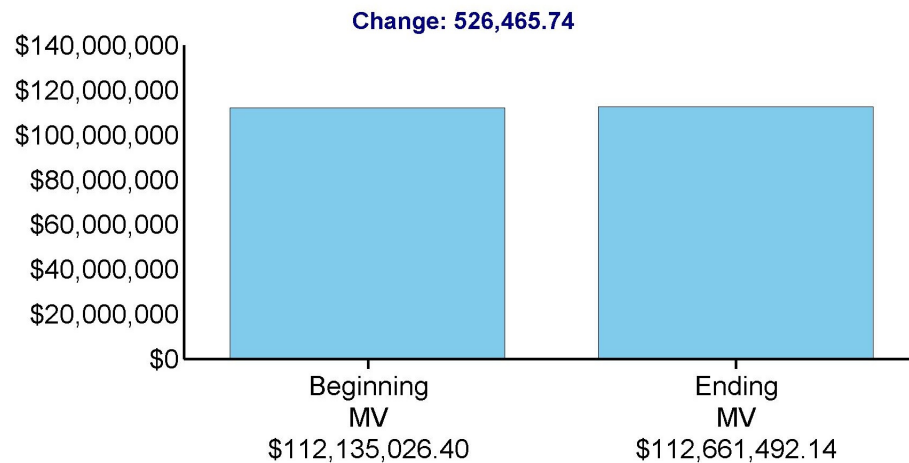
00001545 04 SP 000638527135356 P
FORT BEND COUNTY
309 S FOURTH ST, SUITE 514
P.O. BOX 1202
RICHMOND, TX 77406



FORT BEND COUNTY

MARKET VALUE SUMMARY

	Current Period 07/01/23 to 07/31/23
Beginning Market Value	\$112,135,026.40
Taxable Interest	32,530.64
Change in Investment Value	526,271.00
Change in Accrued Income	-32,335.90
Ending Market Value	\$112,661,492.14





FORT BEND COUNTY

Page 2 of 8
July 1, 2023 to July 31, 2023

ASSET SUMMARY

Assets	Current Period Market Value	% of Total	Estimated Annual Income
Cash & Equivalents	112,661,297.40	100.00	6,305,855.63
Accrued Income	194.74	0.00	
Total Market Value	\$112,661,492.14	100.00	\$6,305,855.63



FORT BEND COUNTY

INCOME SUMMARY

	Income Received Current Period
Taxable Interest	32,530.64
Total Current Period Income	\$32,530.64



FORT BEND COUNTY

Page 4 of 8
July 1, 2023 to July 31, 2023**CASH SUMMARY**

	Principal Cash	Income Cash	Total Cash
Beginning Cash 07/01/2023	\$0.00	\$0.00	\$0.00
Taxable Interest		32,530.64	32,530.64
Net Money Market Activity	-32,530.64		-32,530.64
Ending Cash 07/31/2023	-\$32,530.64	\$32,530.64	\$0.00



FORT BEND COUNTY

Page 5 of 8
July 1, 2023 to July 31, 2023

ASSET DETAIL

Security Description

Shares/Face Amt	Price	Market Value	Tax Cost	Unrealized Gain/Loss	Percent of Total Portfolio	Estimated Annual Income	Estimated Current Yield	Accrued Income
Cash & Equivalents								
Cash/Money Market								
Australia New Zealand Bkg C P - 05253CYW0 11/30/2023								
10,000,000.000	98.0980	9,809,800.00	9,757,777.78	52,022.22	8.7	552,569.44	5.63	0.00
Bedford Row Fdg Corp Disc Coml C P - 07644BZJ4 12/18/2023								
8,700,000.000	97.8150	8,509,905.00	8,463,408.33	46,496.67	7.6	485,145.84	5.70	0.00
Columbia Fdg Co LLC Disc Coml C P - 19767DW83 09/08/2023								
10,000,000.000	99.4280	9,942,800.00	9,883,000.00	59,800.00	8.8	547,500.00	5.51	0.00
First American Government - 31846V567 Oblig Fd Cl Z #3676								
49,917.150	1.0000	49,917.15	49,917.15	0.00	0.0	2,594.57	5.20	194.74
Gta Fdg LLC Disc Coml Paper C P - 40060XVH0 08/17/2023								
10,775,000.000	99.7630	10,749,463.25	10,692,511.39	56,951.86	9.5	579,006.59	5.39	0.00
Gta Fdg LLC Disc Coml Paper C P - 40060XYH7 11/17/2023								
8,700,000.000	98.3260	8,554,362.00	8,504,356.33	50,005.67	7.6	482,499.59	5.64	0.00
Gta Fdg LLC Disc Coml Paper C P - 40060XZL7 12/20/2023								
10,000,000.000	97.7830	9,778,300.00	9,724,500.00	53,800.00	8.7	558,652.78	5.71	0.00
Liberty Str Fdg LLC Disc Coml C P - 53127TA52 01/05/2024								
8,700,000.000	97.5010	8,482,587.00	8,439,957.00	42,630.00	7.5	484,263.75	5.71	0.00
Mufg Bk Ltd N Y Brh Disc C P - 62479LAJ4 01/18/2024								
10,000,000.000	97.2940	9,729,400.00	9,679,166.66	50,233.34	8.6	557,638.90	5.73	0.00



FORT BEND COUNTY

Page 6 of 8
July 1, 2023 to July 31, 2023**ASSET DETAIL (continued)****Security Description**

Shares/Face Amt	Price	Market Value	Tax Cost	Unrealized Gain/Loss	Percent of Total Portfolio	Estimated Annual Income	Estimated Current Yield	Accrued Income
Mufg Bk Ltd N Y Brh Disc C P - 62479MXP3 10/23/2023								
8,700,000.000	98.7320	8,589,684.00	8,539,021.00	50,663.00	7.6	481,617.50	5.61	0.00
Sumitomo Mitsui Tr Bk C P - 86564XVU5 08/28/2023								
10,000,000.000	99.6000	9,960,000.00	9,906,550.00	53,450.00	8.8	541,416.67	5.44	0.00
Sumitomo Mitsui Tr Bk Ltd Nyc P - 86563HWN6 09/22/2023								
8,700,000.000	99.2170	8,631,879.00	8,579,940.00	51,939.00	7.7	476,325.00	5.52	0.00
Toyota Cr De Puerto Rico Inc C P - 8923A1XP1 10/23/2023								
10,000,000.000	98.7320	9,873,200.00	9,812,425.00	60,775.00	8.8	556,625.00	5.64	0.00
Total Cash/Money Market		\$112,661,297.40	\$112,032,530.64	\$628,766.76	100.0	\$6,305,855.63		\$194.74

Cash

Principal Cash	-32,530.64	-32,530.64		0.0
----------------	------------	------------	--	-----



FORT BEND COUNTY

Page 7 of 8
July 1, 2023 to July 31, 2023**ASSET DETAIL (continued)****Security Description**

Shares/Face Amt	Price	Market Value	Tax Cost	Unrealized Gain/Loss	Percent of Total Portfolio	Estimated Annual Income	Estimated Current Yield	Accrued Income
Income Cash		32,530.64	32,530.64		0.0			
Total Cash		\$0.00	\$0.00	\$0.00	0.0	\$0.00		\$0.00
Total Cash & Equivalents		\$112,661,297.40	\$112,032,530.64	\$628,766.76	100.0	\$6,305,855.63		\$194.74
Total Assets		\$112,661,297.40	\$112,032,530.64	\$628,766.76	100.0	\$6,305,855.63		\$194.74
Accrued Income		\$194.74	\$194.74		0.0			
Grand Total		\$112,661,492.14	\$112,032,725.38		100.0			

Estimated Current Yield

5.59

ASSET DETAIL MESSAGES

Time of trade execution and trading party (if not disclosed) will be provided upon request.

Publicly traded assets are valued in accordance with market quotations or valuation methodologies from financial industry services believed by us to be reliable. Assets that are not publicly traded may be reflected at values from other external sources. Assets for which a current value is not available may be reflected at a previous value or as not valued, at par value, or at a nominal value. Values shown do not necessarily reflect prices at which assets could be bought or sold. Values are updated based on internal policy and may be updated less frequently than statement generation.



FORT BEND COUNTY

Page 8 of 8
July 1, 2023 to July 31, 2023**TRANSACTION DETAIL**

Date Posted	Activity	Description	Income Cash	Principal Cash	Tax Cost
Beginning Balance 07/01/2023			\$0.00	\$0.00	\$112,000,000.00
07/03/23	Asset Income	Interest Earned On First Am Govt Ob Fd Cl Z Interest From 6/1/23 To 6/30/23	32,530.64		
	Purchase	Combined Purchases For The Period 7/ 1/23 - 7/31/23 Of First Am Govt Ob Fd Cl Z		-32,530.64	32,530.64
Ending Balance 07/31/2023			\$32,530.64	-\$32,530.64	\$112,032,530.64

Cadence Bank
Money Market Accounts
July 31 2023

FUND	DESCRIPTION	BEGINNING BALANCE	DEPOSITS	WITH-DRAWALS	INTEREST	ENDING BALANCE
100	General Operating	19,223,354.03	73,897,471.76	81,777,005.60	4,155.44	11,347,975.63
150	Juvenile Operations	85,047.40	1,546,714.75	1,472,270.32	35.22	159,527.05
155	Road & Bridge	65,759.39	2,097,247.96	2,027,689.93	91.68	135,409.10
160	Drainage District	79,331.78	619,543.25	659,576.75	14.67	39,312.95
165	Lateral Road	43,616.12	-	-	9.26	43,625.38
170	Statue Restoration	4,633.93	-	-	0.98	4,634.91
175	City Water Assistance	4,689.36	210.00	-	1.03	4,900.39
185	Entex Contributions	4.71	-	-	-	4.71
190	H L & P Assistance	38,349.18	-	4,423.27	7.84	33,933.75
195	County Law Library	162,548.05	46,917.39	44,665.65	37.54	164,837.33
200	Law Enforcement Academy	644,044.19	1,860.00	16,261.90	135.68	629,777.97
205	Surface Water Supply Corp.	8,375.03	-	-	1.78	8,376.81
206	Industrial Development Corp	799.53	-	-	0.17	799.70
207	FBC Historical Commission	3,819.21	-	-	0.81	3,820.02
215	Library Donations	122,903.24	2,617.31	13,826.25	24.73	111,719.03
225	FBC Asset Forfeir.Task-State	2,315,748.88	-	6,773.27	490.79	2,309,466.40
235	Probate Court Training	175,686.41	1,310.03	-	37.44	177,033.88
245	Alert Program-Juvenile	55,983.41	-	-	11.89	55,995.30
255	D A Asset Forfeiture-Fed.	55.66	-	-	0.01	55.67
265	Gus George Memorial	4,710.46	-	-	1.00	4,711.46
280	Co.-Atty.Supplemental Salary	196,143.59	-	5,536.57	41.15	190,648.17
290	VIT Interest (Tax Coll)	70,483.40	875.85	-	15.12	71,374.37
300	FBC Elections	234,253.95	19,907.00	1,010.21	51.59	253,202.33
310	Sheriff Ofc/Forfeir.Assets-St.	624,586.12	64,168.85	721.86	142.79	688,175.90
315	Sheriff Ofc/Forfeir.Assets-Fed.	10,574.84	-	-	2.25	10,577.09
320	Constable Pct. 2 F/A	0.01	-	-	-	0.01
322	Constable Pct 3 F/A	9,020.98	-	-	1.92	9,022.90
324	Constable Pct 1 F/A	0.76	-	-	-	0.76
332	Fire Marshal St. Ass't. Forfeiture	706.36	-	-	0.15	706.51
335	DA Asset Forfeir.-State	947,318.33	-	20,431.57	200.04	927,086.80
360	Law Enforcement Training	119,382.57	-	2,913.28	25.07	116,494.36
390	Child Protective Service IV-E	204,859.59	-	1,005.00	43.39	203,897.98
402	Hope 3 Program Sales	61.18	-	-	0.01	61.19
410	Child Support IVD Reimb.	190,351.35	-	-	40.42	190,391.77

Cadence Bank
Money Market Accounts
July 31 2023

415	Local Law Enf.Block Grant	88,199.37	-	9,158.48	17.58	79,058.47
440	Supervision	184,847.26	285,118.36	403,225.72	37.40	66,777.50
470	FBC Assist District #16	272,279.79	149,823.66	-	76.28	422,179.73
471	FBC Assist District #17	6,438.60	683.68	-	1.45	7,123.73
472	FBC Assist District #18	81,558.07	3,557.28	-	17.76	85,133.11
473	FBC Assist District #19	150,125.01	23,733.19	-	34.80	173,893.00
474	FBC Assist District #20	327,285.25	8,736.22	-	70.57	336,092.04
475	FBC Assist District #21	9,637.58	305.87	-	2.08	9,945.53
476	FBC Assist District #22	110,250.59	28,757.97	-	26.95	139,035.51
600/605	Debt Service Account	197,359.67	185,622.42	197,375.43	42.88	185,649.54
610	Drainage Debt Service	24,097.56	3,018.65	-	5.36	27,121.57
756	2018 Facilities Bond Projects	23,473.91	5,000.00	26,999.06	2.86	1,477.71
764	2020 Drainage Flood Projects	853.56	190,000.00	188,067.45	4.74	2,790.85
766	2020 Mobility - Tx Heritage Pkwy	32,391.23	-	-	6.88	32,398.11
768	2020A Tax Notes	3,664.65	-	-	0.78	3,665.43
773	FBC Tax Note 2022	7,799.83	1,580,000.00	1,585,347.96	13.40	2,465.27
774	2022 Mobility Projects	-	-	-	-	-
775	Unlimited Tax Road Bonds	24,781,019.42	75,728.58	3,242,396.64	5,000.58	21,619,351.94
776	Certificates of Obligation	10,883,787.77	451,094.50	2,593,510.30	2,154.06	8,743,526.03
803	2021 FBCTRA Bond Projects	31,943.24	3,500,000.00	3,524,409.88	50.55	7,583.91
807	2021 Grand Pkwy Toll Rd Projects	33,289.31	1,000,000.00	1,013,555.29	18.45	19,752.47
810	Toll Road Operations	542,458.16	4,531,812.91	4,651,853.83	142.65	422,559.89
815	Grand Pkwy Toll Road Ops	779,709.28	3,178,124.42	3,464,447.87	113.52	493,499.35
860	EPI Center Enterprises	3.53	-	3.53	-	-
990	County's Cares Act	98,282.76	1,664,121.62	1,542,671.07	73.60	219,806.91
TREA	Treasurer's Account	1,119,958.60	12,851,415.95	12,749,833.56	90.59	1,221,631.58
INVE	FBC Investment Account	-	6,300,000.00	6,300,000.00	-	-
850M	Boon-Chapman Medical	2,341,712.42	4,008,992.77	4,341,729.11	480.66	2,009,456.74
850D	Boon-Chapman Dental	1,117,290.66	-	175,124.57	219.55	942,385.64
882	Boon-Chapman 125	382,699.37	76,432.85	47,665.58	81.25	411,547.89
884	Fee Officer's Account	2,095,261.92	1,810,711.35	1,969,464.94	-	1,936,508.33
912	JP Credit Card Processing	58,763.60	316,266.41	280,324.51	14.66	94,720.16
908	EMS Credit Card Processing	43,364.83	50,463.07	46,001.07	6.10	47,832.93
DACC	D A Credit Card Processing	1,646.52	13,005.48	12,100.38	0.73	2,552.35
PTCC	Public Transportation Credit Cards	12,910.46	9,597.05	3,075.69	3.97	19,435.79

Cadence Bank
Money Market Accounts
July 31 2023

CSCC	CSCD Credit Card	237,700.65	253,703.24	256,230.38	40.10	235,213.61
LBCC	Library Credit Card	452.51	7,748.87	3,797.24	0.38	4,404.52
JUCC	Juvenile Credit Card	175.02	2,309.58	1,904.70	0.11	580.01
SOCC	Sheriff Credit Card	25,043.03	27,159.61	28,444.14	3.70	23,762.20
TRCC	Toll Road Permit Credit Card	400.08	946.35	996.43	0.10	350.10
130	Assistant Dist Number 1	422,198.95	569,619.61	642,824.37	113.35	349,107.54
131	Assistant Dist Number 2	324,308.91	196,808.48	227,419.75	77.30	293,774.94
133	Assistant Dist Number 4	136,577.83	82,772.91	2,109.02	39.13	217,280.85
134	Assistant Dist Number 5	739,347.24	14,440.26	-	158.76	753,946.26
135	Assistant Dist Number 6	224,409.06	132,022.07	36,660.19	62.02	319,832.96
136	Assistant Dist Number 7	195,211.93	191,086.21	56,417.87	63.46	329,943.73
137	Assistant Dist Number 8	144,807.89	3,885.99	-	31.23	148,725.11
138	Assistant Dist Number 9	146,234.79	92,705.83	45,499.92	40.46	193,481.16
139	Assistant Dist Number 10	102,275.79	74,195.00	57,960.37	29.26	118,539.68
140	Assistant Dist Number 11	147,099.58	205,899.64	40,144.91	55.52	312,909.83
141	Assistant District Number 12	104,779.35	9,448.98	-	23.41	114,251.74
145	Emergency Svc Dist 100	90,600.73	-	-	19.24	90,619.97
146	Aliana Mgmt Dist. Agreement	168,981.52	364,686.29	15,225.10	60.85	518,503.56
CCCA	Non Fee Officer CC Clearing Acct	19,939.62	60,467.74	46,779.66	4.18	33,631.88
JPMT	Juror Payments	58,680.92	-	29,885.92	7.96	28,802.96
EPEC	Engineering Permitting E-Check	16,275.23	34,106.86	39,303.09	2.45	11,081.45
JP41	JP 4 E-Filing	2,139.69	24,827.25	21,038.94	0.92	5,928.92
JP12	JP 1-2 E-Filing	895.23	5,858.75	5,356.23	0.21	1,397.96
JP21	JP 2-1 E-Filing	2,433.15	21,672.00	19,351.65	0.73	4,754.23
JP11	JP 1-1 E-Filing	1,278.31	4,769.50	5,214.81	0.22	833.22
JP31	JP 3 E-Filing	3,481.60	19,729.50	19,792.10	0.72	3,419.72
JP2-2	JP 2-2 E Filing	-	391.00	59.00	0.02	332.02
	EMS Patient Acct Svcs ACH	0.07	535,036.96	534,716.83	0.09	320.29
DCJS	DC Jury Summons Postage	7,709.89	14,723.86	4,362.12	3.12	18,074.75
	Elections CC Account	185.03	105.00	205.03	0.03	85.03
	Fire Marshal CC Account	6,501.84	30,733.10	26,351.84	1.73	10,884.83
	Petty Cash	-	1,633.31	1,633.31	-	-
CAPP	Narcotics Prepaid Cards	11,002.26	-	2.26	2.34	11,002.34
400A	Section 108 Arcola Loan Acct	3,384,602.63	602.63	602.63	718.64	3,385,321.27
JPMS	Juror Payments -Rapid Financial	198.49	55,656.00	25,854.49	3.63	30,003.63

Investment Report


Ft. Bend County

08/01/23 - 08/31/23

This report summarizes the investment position of Ft. Bend County for the period 08/01/23 to 08/31/23.

	07/31/23	08/31/23
Book Value	745,227,459.25	687,737,242.34
Market Value	745,227,459.25	687,737,242.34
Par Value	745,227,459.25	687,737,242.34
Change in Market Value		0.00
Weighted Average Maturity (in Days)	28	25
Weighted Average Yield-to-Maturity of Portfolio	4.8898%	5.2337%
Yield-to-Maturity of 90 Day T-Bill	5.2700%	5.2950%
Accrued Interest		513,665.75


This report is presented in accordance with the Texas Government Code Title 10 Section 2256.023. The below signed hereby certify that, to the best of their knowledge on the date this report was created, Ft. Bend County is in compliance with the provisions of Government Code 2256 and with the stated policies and strategies of Ft. Bend County.



Director of Finance & Investments

1/5/2024

Date



County Treasurer

8-JAN-2024

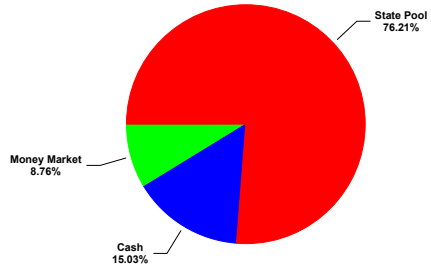
Date

Investment Report

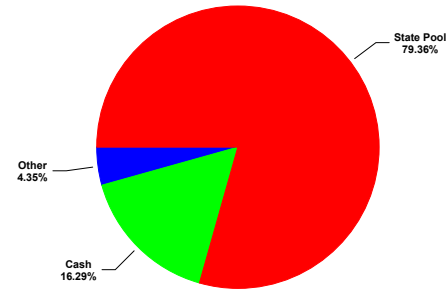
Ft. Bend County

08/01/23 - 08/31/23


Portfolio Composition - 07/31/23



Portfolio Composition - 08/31/23




Maturity Aging - 07/31/23 vs 08/31/23



■ Previous Period ■ Current Period

Portfolio Performance - 08/01/23 to 08/31/23



■ Portfolio ■ 90 Day T-Bill

GASB 31 Compliance Ft. Bend County

Effective Interest - Actual Life Receipts in Period 08/01/23 - 08/31/23

CUSIP	Invest Number	Security Description	Purchase Date	Sale Date	Valuation Method	Yield Earned	Price Source 08/01/23	Beginning Unit Price	Par Value On 08/01/23	Reported Value 08/01/23	Purchase Cost	Sales Proceeds	Ending Unit Price	Par Value On 08/31/23	Price Source 08/31/23	Reported Value 08/31/23	Change in Fair Value	Interest	Net Investment Income
MB02-MBIA General	AR-0015	State Pool	11/01/08	Open	Fair Value	5.4863	Manual	1.000000	86,792,373.13	86,792,373.13	0.00	19,658,003.23	1.000000	67,134,369.90	Manual	67,134,369.90	0.00	336,102.23	336,102.23
MB03-MBIA Road & Bridge	AR-0016	State Pool	11/01/08	Open	Fair Value	5.4863	Manual	1.000000	4,681,265.57	4,681,265.57	0.00	1,105,326.23	1.000000	3,575,939.34	Manual	3,575,939.34	0.00	19,673.77	19,673.77
MB04-MBIA Drainage	AR-0017	State Pool	11/01/08	Open	Fair Value	5.4864	Manual	1.000000	6,634,808.93	6,634,808.93	0.00	605,645.99	1.000000	6,029,162.94	Manual	6,029,162.94	0.00	29,354.01	29,354.01
MB06-MBIA Toll Rd. Operations	AR-0019	State Pool	11/01/08	Open	Fair Value	5.4864	Manual	1.000000	98,979,297.40	98,979,297.40	0.00	939,437.08	1.000000	98,039,860.32	Manual	98,039,860.32	0.00	460,562.92	460,562.92
TT00-TX TERM General	AR-0022	State Pool	11/01/08	Open	Fair Value	5.3290	Manual	1.000000	1,120.03	1,120.03	0.00	-5.07	1.000000	1,120.10	Manual	1,125.10	0.00	5.07	5.07
TT02-TX TERM Toll Rd. Operation	AR-0024	State Pool	11/01/08	Open	Fair Value	5.3247	Manual	1.000000	1,118.73	1,118.73	0.00	-5.06	1.000000	1,123.79	Manual	1,123.79	0.00	5.06	5.06
TT04-TX TERM Road & Bridge	AR-0026	State Pool	11/01/08	Open	Fair Value	5.3238	Manual	1.000000	1,116.70	1,116.70	0.00	-5.05	1.000000	1,121.75	Manual	1,121.75	0.00	5.05	5.05
TT05-TX TERM Drainage	AR-0027	State Pool	11/01/08	Open	Fair Value	5.3387	Manual	1.000000	370.46	370.46	0.00	-1.68	1.000000	372.14	Manual	372.14	0.00	1.68	1.68
LOG1-Logic- General	AR-0028	State Pool	11/10/08	Open	Fair Value	5.4713	Manual	1.000000	30,994,849.39	30,994,849.39	0.00	-144,050.55	1.000000	31,138,899.94	Manual	31,138,899.94	0.00	144,050.55	144,050.55
LOG2-Logic-Toll Rd.Operations	AR-0029	State Pool	11/10/08	Open	Fair Value	5.4713	Manual	1.000000	14,154,619.40	14,154,619.40	0.00	-65,784.51	1.000000	14,220,403.91	Manual	14,220,403.91	0.00	65,784.51	65,784.51
LOG5-Logic-Drainage	AR-0032	State Pool	11/10/08	Open	Fair Value	5.4713	Manual	1.000000	975,088.61	975,088.61	0.00	-4,531.77	1.000000	979,620.38	Manual	979,620.38	0.00	4,531.77	4,531.77
LOG8-Logic-Road & Bridge	AR-0035	State Pool	11/10/08	Open	Fair Value	5.4713	Manual	1.000000	3,349,351.53	3,349,351.53	0.00	-15,566.33	1.000000	3,364,917.86	Manual	3,364,917.86	0.00	15,566.33	15,566.33
MB12-MBIA ESD 100 AGREEMENT	AR-0041	State Pool	08/31/16	Open	Fair Value	5.4864	Manual	1.000000	12,983,945.29	12,983,945.29	0.00	-60,510.55	1.000000	13,044,455.84	Manual	13,044,455.84	0.00	60,510.55	60,510.55
MB13-MBIA ASSISTANCE DIST #1	AR-0042	State Pool	08/31/16	Open	Fair Value	5.4865	Manual	1.000000	16,547,086.88	16,547,086.88	0.00	171,154.01	1.000000	16,375,932.87	Manual	16,375,932.87	0.00	78,845.99	78,845.99
MB14-MBIA GR PARKWAY OPERATIONS	AR-0043	State Pool	08/31/16	Open	Fair Value	5.4864	Manual	1.000000	72,137,834.68	72,137,834.68	0.00	1,278,351.75	1.000000	70,859,482.93	Manual	70,859,482.93	0.00	331,648.25	331,648.25
LO10-LOGIC-COUNTY'S CARE ACT	AR-0047	State Pool	05/12/20	Open	Fair Value	5.4864	Manual	1.000000	2,597,016.89	2,597,016.89	0.00	991,532.77	1.000000	1,605,484.12	Manual	1,605,484.12	0.00	8,467.23	8,467.23
MB18-MBIA COUNTY'S CARES ACT	AR-0048	State Pool	05/12/20	Open	Fair Value	5.4864	Manual	1.000000	48,424,812.92	48,424,812.92	0.00	75,628.42	1.000000	48,349,184.50	Manual	48,349,184.50	0.00	224,371.58	224,371.58
MB19-MBIA FBC ASSIST. DIST. #2	AR-0049	State Pool	05/13/20	Open	Fair Value	5.4865	Manual	1.000000	10,842,492.33	10,842,492.33	0.00	-351,342.75	1.000000	11,193,835.08	Manual	11,193,835.08	0.00	51,342.75	51,342.75
MB20- MBIA FBC ASSIST. DIST. #4	AR-0050	State Pool	05/13/20	Open	Fair Value	5.4864	Manual	1.000000	2,678,741.47	2,678,741.47	0.00	-12,484.03	1.000000	2,691,225.50	Manual	2,691,225.50	0.00	12,484.03	12,484.03
MB21-MBIA FBC ASSIST. DIST. #6	AR-0051	State Pool	05/13/20	Open	Fair Value	5.4864	Manual	1.000000	4,318,882.91	4,318,882.91	0.00	281,135.32	1.000000	4,037,747.59	Manual	4,037,747.59	0.00	18,864.68	18,864.68
MB23-MBIA JUVENILE	AR-0053	State Pool	05/13/20	Open	Fair Value	5.4862	Manual	1.000000	6,935,016.57	6,935,016.57	0.00	1,351,568.67	1.000000	5,583,447.90	Manual	5,583,447.90	0.00	28,431.33	28,431.33
MB24-MBIA DEBT SERVICE	AR-0054	State Pool	05/13/20	Open	Fair Value	5.4865	Manual	1.000000	29,164,906.30	29,164,906.30	0.00	17,976,224.81	1.000000	11,188,681.49	Manual	11,188,681.49	0.00	123,775.19	123,775.19
MB25-MBIA DRAINAGE DEBT SERVICE	AR-0055	State Pool	05/13/20	Open	Fair Value	5.4864	Manual	1.000000	4,629,619.78	4,629,619.78	0.00	398,676.57	1.000000	4,230,943.21	Manual	4,230,943.21	0.00	21,323.43	21,323.43
MB26-FACILITIES BOND 2018	AR-0056	State Pool	05/13/20	Open	Fair Value	5.4862	Manual	1.000000	2,399,739.71	2,399,739.71	0.00	444,783.24	1.000000	1,954,956.47	Manual	1,954,956.47	0.00	9,216.76	9,216.76
MB27-MBIA TX HERITAGE PARKWAY	AR-0057	State Pool	05/13/20	Open	Fair Value	5.4864	Manual	1.000000	516,529.38	516,529.38	0.00	-2,407.22	1.000000	518,936.60	Manual	518,936.60	0.00	2,407.22	2,407.22
Cadence-Money Market Accts	AR-0058	Money Market	01/31/21	Open	Fair Value	0.1666	Manual	1.000000	65,255,618.66	65,255,618.66	0.00	35,357,099.53	1.000000	29,898,519.13	Manual	29,898,519.13	0.00	9,069.48	9,069.48
MB28-MBIA GRAND PARKWAY 2021	AR-0059	State Pool	08/02/21	Open	Fair Value	5.4864	Manual	1.000000	3,998,967.97	3,998,967.97	0.00	672,382.69	1.000000	3,326,585.28	Manual	3,326,585.28	0.00	17,617.31	17,617.31
MB29-MBIA SR LIEN TOLL RD 2021	AR-0060	State Pool	08/02/21	Open	Fair Value	5.4864	Manual	1.000000	33,773,281.48	33,773,281.48	0.00	4,853,849.91	1.000000	28,919,431.57	Manual	28,919,431.57	0.00	146,150.09	146,150.09
MB30-MBIA FLOOD PRO DRAINAGE 20	AR-0061	State Pool	08/02/21	Open	Fair Value	5.4864	Manual	1.000000	15,579,443.37	15,579,443.37	0.00	797,225.50	1.000000	14,782,217.87	Manual	14,782,217.87	0.00	69,774.50	69,774.50
MB31-MBIA FBC ASSIST DIST #9	AR-0062	State Pool	03/11/22	Open	Fair Value	5.4865	Manual	1.000000	3,745,871.91	3,745,871.91	0.00	-217,998.83	1.000000	3,963,870.74	Manual	3,963,870.74	0.00	17,998.83	17,998.83
MB32-MBIA FBC ASSIST DIST #11	AR-0063	State Pool	03/11/22	Open	Fair Value	5.4873	Manual	1.000000	8,157,665.73	8,157,665.73	0.00	-338,830.35	1.000000	8,496,496.08	Manual	8,496,496.08	0.00	38,830.35	38,830.35
MB36-MBIA FEE OFFICER	AR-0065	State Pool	03/14/22	Open	Fair Value	5.4864	Manual	1.000000	1,305,894.54	1,305,894.54	0.00	-164.86	1.000000	1,306,059.40	Manual	1,306,059.40	0.00	6,059.40	6,059.40
MB37-MBIA FBC ASSIST DIST #7	AR-0066	State Pool	03/14/22	Open	Fair Value	5.4866	Manual	1.000000	2,341,761.97	2,341,761.97	0.00	-211,455.10	1.000000	2,553,217.07	Manual	2,553,217.07	0.00	11,455.10	11,455.10
MB38-MBIA 2020A FBC TAX NOTE	AR-0067	State Pool	03/14/22	Open	Fair Value	5.4864	Manual	1.000000	1,186,411.06	1,186,411.06	0.00	-5,529.17	1.000000	1,191,940.23	Manual	1,191,940.23	0.00	5,529.17	5,529.17
MB39-MBIA 2022 TAX NOTE	AR-0072	State Pool	12/16/22	Open	Fair Value	5.4864	Manual	1.000000	27,514,943.66	27,514,943.66	0.00	860,320.13	1.000000	26,654,623.53	Manual	26,654,623.53	0.00	124,679.87	124,679.87
MB40-MBIA FBC ASSIST DIST #22	AR-0073	State Pool	12/16/22	Open	Fair Value	5.4866	Manual	1.000000	1,183,490.19	1,183,490.19	0.00	-105,786.30	1.000000	1,289,276.49	Manual	1,289,276.49	0.00	5,786.30	5,786.30
MB41-MBIA FUND440 CSCD	AR-0074	State Pool	12/16/22	Open	Fair Value	5.4863	Manual	1.000000	4,947,804.72	4,947,804.72	0.00	488,672.13	1.000000	4,459,132.59	Manual	4,459,132.59	0.00	21,327.87	21,327.87
MB42-MBIA FBC ASSIST DIST #10	AR-0075	State Pool	12/16/22	Open	Fair Value	5.4866	Manual	1.000000	1,076,246.32	1,076,246.32	0.00	-105,286.51	1.000000	1,181,532.83	Manual	1,181,532.83	0.00	5,286.51	5,286.51
MB43-MBIA LATERAL ROAD	AR-0076	State Pool	12/16/22	Open	Fair Value	5.4865	Manual	1.000000	1,386,529.83	1,386,529.83	0.00	-6,461.82	1.000000	1,392,991.65	Manual	1,392,991.65	0.00	6,461.82	6,461.82
MB44-MBIA COUNTY LAW LIBRARY	AR-0077	State Pool	12/16/22	Open	Fair Value	5.4866	Manual	1.000000	1,031,522.85	1,031,522.85	0.00	-105,078.09	1.000000	1,136,600.94	Manual	1,136,600.94	0.00	5,078.09	5,078.09
MB45-U S Bank	AR-0078	Balance Account	06/20/23	Open	Fair Value	5.4000	Manual	1.000000	112,000,000.00	112,000,000.00	0.00	0.00	1.000000	112,000,000.00	Manual	112,000,000.00	0.00	513,665.75	513,665.75
LO13-Logic-2023 MOBILITY PROJ	AR-0079	State Pool	08/09/23	Open	Fair Value	5.7288	Manual	0.000000	0.00	0.00	20,000,000.00	3,616,616.20	1.000000	16,383,383.80	Manual	16,383,383.80	0.00	68,383.80	68,383.80
LO14-LOGIC-2023 CERT OF OB	AR-0080	State Pool	08/09/23	Open	Fair Value	5.7286	Manual	0.000000	0.00	0.00	8,000,000.00	982,613.00	1.000000	7,017,387.00	Manual	7,017,387.00	0.00	27,387.00	27,387.00
MB45-MBIA ASSIST. DISTRICT #5	AR-0081	State Pool	08/17/23	Open	Fair Value	5.4880	Manual	0.000000	0.00	0.00	600,000.00	-1,353.41	1.000000	601,353.41	Manual	601,353.41	0.00	1,353.41	1,353.41
MB46-MBIA ALIANA MGMT DIST AGRE	AR-0082	State Pool	08/17/23	Open	Fair Value	5.4880	Manual	0.000000	0.00	0.00	500,000.00	-1,127.84	1.000000	501,127.84	Manual	501,127.84	0.00	1,127.84	1,127.84
MB47-MBIA ASSET FORF TASK STATE	AR-0083	State Pool	08/17/23	Open	Fair Value	5.4880	Manual	0.000000	0.00	0.00	3,000,000.00	-6,767.07	1.000000	3,006,767.07	Manual	3,006,767.07	0.00	6,767.07	6,767.07
MB48-MBIA DA ASSET FORF.STATE	AR-0084	State Pool	08/17/23	Open	Fair Value	5.4880	Manual	0.000000	0.00	0.00	850,000.00	-1,917.34	1.000000	851,917.34	Manual	851,917.34	0.00	1,917.34	1,917.34
MB49-FBC ASSIST. DIST #16	AR-0085	State Pool	08/17/23	Open	Fair Value	5.4881	Manual	0.000000	0.00	0.00	700,000.00	-1,579.01	1.000000	701,579.01	Manual	701,579.01	0.00	1,579.01	1,579.01
Investment Total						5.0188		1.000000	745,227,459.25	745,227,459.25	33,650,000.00	91,140,216.91	1.000000	687,737,242.34		687,737,242.34	0.00	3,160,617.85	3,160,617.85

Portfolio Position

Ft. Bend County

Effective Interest - Actual Life
Receipts in Period
08/01/23 - 08/31/23

4

CUSIP	Invest Number	Security Description	Purchase Date	Call Date	Par Value On 08/01/23	Par Value On 08/31/23	Market Val On 08/01/23	Market Val On 08/31/23	Purchase Cost	Sales Proceeds	Original Princ/Cost	Amor Value On 08/01/23	Amor Value On 08/31/23
MB39 - 2022 TAX NOTE													
State Pool													
MB39-MBIA 2022 TAX NOTE	AR-0072	State Pool	12/16/22	Open	<u>27,514,943.66</u>	<u>26,654,623.53</u>	<u>27,514,943.66</u>	<u>26,654,623.53</u>	<u>0.00</u>	<u>0.00</u>	<u>0.00</u>	<u>27,514,943.66</u>	<u>26,654,623.53</u>
State Pool Total					<u>27,514,943.66</u>	<u>26,654,623.53</u>	<u>27,514,943.66</u>	<u>26,654,623.53</u>	<u>0.00</u>	<u>0.00</u>	<u>0.00</u>	<u>27,514,943.66</u>	<u>26,654,623.53</u>
MB39 - 2022 TAX NOTE Total					<u>27,514,943.66</u>	<u>26,654,623.53</u>	<u>27,514,943.66</u>	<u>26,654,623.53</u>	<u>0.00</u>	<u>0.00</u>	<u>0.00</u>	<u>27,514,943.66</u>	<u>26,654,623.53</u>
LO14 - 2023 CERT. OF OBLIGATION													
State Pool													
LO14-LOCIG-2023 CERT OF OB	AR-0080	State Pool	08/09/23	Open	<u>0.00</u>	<u>7,017,387.00</u>	<u>0.00</u>	<u>7,017,387.00</u>	<u>8,000,000.00</u>	<u>0.00</u>	<u>8,000,000.00</u>	<u>0.00</u>	<u>7,017,387.00</u>
State Pool Total					<u>0.00</u>	<u>7,017,387.00</u>	<u>0.00</u>	<u>7,017,387.00</u>	<u>8,000,000.00</u>	<u>0.00</u>	<u>8,000,000.00</u>	<u>0.00</u>	<u>7,017,387.00</u>
LO14 - 2023 CERT. OF OBLIGATION Total					<u>0.00</u>	<u>7,017,387.00</u>	<u>0.00</u>	<u>7,017,387.00</u>	<u>8,000,000.00</u>	<u>0.00</u>	<u>8,000,000.00</u>	<u>0.00</u>	<u>7,017,387.00</u>
LO13 - 2023 MOBILITY PROJECT													
State Pool													
LO13-Logic-2023 MOBILITY PROJ	AR-0079	State Pool	08/09/23	Open	<u>0.00</u>	<u>16,383,383.80</u>	<u>0.00</u>	<u>16,383,383.80</u>	<u>20,000,000.00</u>	<u>0.00</u>	<u>20,000,000.00</u>	<u>0.00</u>	<u>16,383,383.80</u>
State Pool Total					<u>0.00</u>	<u>16,383,383.80</u>	<u>0.00</u>	<u>16,383,383.80</u>	<u>20,000,000.00</u>	<u>0.00</u>	<u>20,000,000.00</u>	<u>0.00</u>	<u>16,383,383.80</u>
LO13 - 2023 MOBILITY PROJECT Total					<u>0.00</u>	<u>16,383,383.80</u>	<u>0.00</u>	<u>16,383,383.80</u>	<u>20,000,000.00</u>	<u>0.00</u>	<u>20,000,000.00</u>	<u>0.00</u>	<u>16,383,383.80</u>
MB41 - 440V SUPERVISION													
State Pool													
MB41-MBIA FUND440 CSCD	AR-0074	State Pool	12/16/22	Open	<u>4,947,804.72</u>	<u>4,459,132.59</u>	<u>4,947,804.72</u>	<u>4,459,132.59</u>	<u>0.00</u>	<u>0.00</u>	<u>4,000,000.00</u>	<u>4,947,804.72</u>	<u>4,459,132.59</u>
State Pool Total					<u>4,947,804.72</u>	<u>4,459,132.59</u>	<u>4,947,804.72</u>	<u>4,459,132.59</u>	<u>0.00</u>	<u>0.00</u>	<u>4,000,000.00</u>	<u>4,947,804.72</u>	<u>4,459,132.59</u>
MB41 - 440V SUPERVISION Total					<u>4,947,804.72</u>	<u>4,459,132.59</u>	<u>4,947,804.72</u>	<u>4,459,132.59</u>	<u>0.00</u>	<u>0.00</u>	<u>4,000,000.00</u>	<u>4,947,804.72</u>	<u>4,459,132.59</u>
MB46 - ALIANA MGMT DIST AGREEMENT													
State Pool													
MB46-MBIA ALIANA MGMT DIST AGRE	AR-0082	State Pool	08/17/23	Open	<u>0.00</u>	<u>501,127.84</u>	<u>0.00</u>	<u>501,127.84</u>	<u>500,000.00</u>	<u>0.00</u>	<u>500,000.00</u>	<u>0.00</u>	<u>501,127.84</u>
State Pool Total					<u>0.00</u>	<u>501,127.84</u>	<u>0.00</u>	<u>501,127.84</u>	<u>500,000.00</u>	<u>0.00</u>	<u>500,000.00</u>	<u>0.00</u>	<u>501,127.84</u>
MB46 - ALIANA MGMT DIST AGREEMENT Total					<u>0.00</u>	<u>501,127.84</u>	<u>0.00</u>	<u>501,127.84</u>	<u>500,000.00</u>	<u>0.00</u>	<u>500,000.00</u>	<u>0.00</u>	<u>501,127.84</u>
MB47 - ASSET FORF. TASK STATE													
State Pool													
MB47-MBIA ASSET FORF TASK STATE	AR-0083	State Pool	08/17/23	Open	<u>0.00</u>	<u>3,006,767.07</u>	<u>0.00</u>	<u>3,006,767.07</u>	<u>3,000,000.00</u>	<u>0.00</u>	<u>3,000,000.00</u>	<u>0.00</u>	<u>3,006,767.07</u>
State Pool Total					<u>0.00</u>	<u>3,006,767.07</u>	<u>0.00</u>	<u>3,006,767.07</u>	<u>3,000,000.00</u>	<u>0.00</u>	<u>3,000,000.00</u>	<u>0.00</u>	<u>3,006,767.07</u>
MB47 - ASSET FORF. TASK STATE Total					<u>0.00</u>	<u>3,006,767.07</u>	<u>0.00</u>	<u>3,006,767.07</u>	<u>3,000,000.00</u>	<u>0.00</u>	<u>3,000,000.00</u>	<u>0.00</u>	<u>3,006,767.07</u>
130 - Assistance Dist #1													
State Pool													
MB13-MBIA ASSISTANCE DIST #1	AR-0042	State Pool	08/31/16	Open	<u>16,547,086.88</u>	<u>16,375,932.87</u>	<u>16,547,086.88</u>	<u>16,375,932.87</u>	<u>0.00</u>	<u>0.00</u>	<u>10,000,000.00</u>	<u>16,547,086.88</u>	<u>16,375,932.87</u>
State Pool Total					<u>16,547,086.88</u>	<u>16,375,932.87</u>	<u>16,547,086.88</u>	<u>16,375,932.87</u>	<u>0.00</u>	<u>0.00</u>	<u>10,000,000.00</u>	<u>16,547,086.88</u>	<u>16,375,932.87</u>
130 - Assistance Dist #1 Total					<u>16,547,086.88</u>	<u>16,375,932.87</u>	<u>16,547,086.88</u>	<u>16,375,932.87</u>	<u>0.00</u>	<u>0.00</u>	<u>10,000,000.00</u>	<u>16,547,086.88</u>	<u>16,375,932.87</u>
MB48 - DA ASSET FORF. STATE													
State Pool													
MB48-MBIA DA ASSET FORF.STATE	AR-0084	State Pool	08/17/23	Open	<u>0.00</u>	<u>851,917.34</u>	<u>0.00</u>	<u>851,917.34</u>	<u>850,000.00</u>	<u>0.00</u>	<u>850,000.00</u>	<u>0.00</u>	<u>851,917.34</u>
State Pool Total					<u>0.00</u>	<u>851,917.34</u>	<u>0.00</u>	<u>851,917.34</u>	<u>850,000.00</u>	<u>0.00</u>	<u>850,000.00</u>	<u>0.00</u>	<u>851,917.34</u>
MB48 - DA ASSET FORF. STATE Total					<u>0.00</u>	<u>851,917.34</u>	<u>0.00</u>	<u>851,917.34</u>	<u>850,000.00</u>	<u>0.00</u>	<u>850,000.00</u>	<u>0.00</u>	<u>851,917.34</u>
145 - ESD 100 Agreement													
State Pool													
MB12-MBIA ESD 100 AGREEMENT	AR-0041	State Pool	08/31/16	Open	<u>12,983,945.29</u>	<u>13,044,455.84</u>	<u>12,983,945.29</u>	<u>13,044,455.84</u>	<u>0.00</u>	<u>0.00</u>	<u>3,900,000.00</u>	<u>12,983,945.29</u>	<u>13,044,455.84</u>
State Pool Total					<u>12,983,945.29</u>	<u>13,044,455.84</u>	<u>12,983,945.29</u>	<u>13,044,455.84</u>	<u>0.00</u>	<u>0.00</u>	<u>3,900,000.00</u>	<u>12,983,945.29</u>	<u>13,044,455.84</u>
145 - ESD 100 Agreement Total					<u>12,983,945.29</u>	<u>13,044,455.84</u>	<u>12,983,945.29</u>	<u>13,044,455.84</u>	<u>0.00</u>	<u>0.00</u>	<u>3,900,000.00</u>	<u>12,983,945.29</u>	<u>13,044,455.84</u>
MB42 - FBC ASSIST DIST #10													
State Pool													
MB42-MBIA FBC ASSIST DIST #10	AR-0075	State Pool	12/16/22	Open	<u>1,076,246.32</u>	<u>1,181,532.83</u>	<u>1,076,246.32</u>	<u>1,181,532.83</u>	<u>0.00</u>	<u>0.00</u>	<u>500,000.00</u>	<u>1,076,246.32</u>	<u>1,181,532.83</u>
State Pool Total					<u>1,076,246.32</u>	<u>1,181,532.83</u>	<u>1,076,246.32</u>	<u>1,181,532.83</u>	<u>0.00</u>	<u>0.00</u>	<u>500,000.00</u>	<u>1,076,246.32</u>	<u>1,181,532.83</u>

Portfolio Position

Ft. Bend County

Effective Interest - Actual Life
Receipts in Period
08/01/23 - 08/31/23

5

CUSIP	Invest Number	Security Description	Purchase Date	Call Date	Par Value On 08/01/23	Par Value On 08/31/23	Market Val On 08/01/23	Market Val On 08/31/23	Purchase Cost	Sales Proceeds	Original Princ/Cost	Amor Value On 08/01/23	Amor Value On 08/31/23
MB42 - FBC ASSIST DIST #10 Total					<u>1,076,246.32</u>	<u>1,181,532.83</u>	<u>1,076,246.32</u>	<u>1,181,532.83</u>	<u>0.00</u>	<u>0.00</u>	<u>500,000.00</u>	<u>1,076,246.32</u>	<u>1,181,532.83</u>
MB40 - FBC ASSIST DIST #22													
State Pool													
MB40-MBIA FBC ASSIST DIST #22	AR-0073	State Pool	12/16/22	Open	1,183,490.19	1,289,276.49	1,183,490.19	1,289,276.49	0.00	0.00	1,000,000.00	1,183,490.19	1,289,276.49
State Pool Total					<u>1,183,490.19</u>	<u>1,289,276.49</u>	<u>1,183,490.19</u>	<u>1,289,276.49</u>	<u>0.00</u>	<u>0.00</u>	<u>1,000,000.00</u>	<u>1,183,490.19</u>	<u>1,289,276.49</u>
MB40 - FBC ASSIST DIST #22 Total					<u>1,183,490.19</u>	<u>1,289,276.49</u>	<u>1,183,490.19</u>	<u>1,289,276.49</u>	<u>0.00</u>	<u>0.00</u>	<u>1,000,000.00</u>	<u>1,183,490.19</u>	<u>1,289,276.49</u>
MB45 - FBC ASSIST DISTRICT #5													
State Pool													
MB45-MBIA ASSIST. DISTRICT #5	AR-0081	State Pool	08/17/23	Open	0.00	601,353.41	0.00	601,353.41	600,000.00	0.00	600,000.00	0.00	601,353.41
State Pool Total					<u>0.00</u>	<u>601,353.41</u>	<u>0.00</u>	<u>601,353.41</u>	<u>600,000.00</u>	<u>0.00</u>	<u>600,000.00</u>	<u>0.00</u>	<u>601,353.41</u>
MB45 - FBC ASSIST DISTRICT #5 Total					<u>0.00</u>	<u>601,353.41</u>	<u>0.00</u>	<u>601,353.41</u>	<u>600,000.00</u>	<u>0.00</u>	<u>600,000.00</u>	<u>0.00</u>	<u>601,353.41</u>
MB49 - FBC ASSIST. DISTRICT #16													
State Pool													
MB49-FBC ASSIST. DIST #16	AR-0085	State Pool	08/17/23	Open	0.00	701,579.01	0.00	701,579.01	700,000.00	0.00	700,000.00	0.00	701,579.01
State Pool Total					<u>0.00</u>	<u>701,579.01</u>	<u>0.00</u>	<u>701,579.01</u>	<u>700,000.00</u>	<u>0.00</u>	<u>700,000.00</u>	<u>0.00</u>	<u>701,579.01</u>
MB49 - FBC ASSIST. DISTRICT #16 Total					<u>0.00</u>	<u>701,579.01</u>	<u>0.00</u>	<u>701,579.01</u>	<u>700,000.00</u>	<u>0.00</u>	<u>700,000.00</u>	<u>0.00</u>	<u>701,579.01</u>
MB43 - FBC LATERAL ROAD													
State Pool													
MB43-MBIA LATERAL ROAD	AR-0076	State Pool	12/16/22	Open	1,386,529.83	1,392,991.65	1,386,529.83	1,392,991.65	0.00	0.00	1,000,000.00	1,386,529.83	1,392,991.65
State Pool Total					<u>1,386,529.83</u>	<u>1,392,991.65</u>	<u>1,386,529.83</u>	<u>1,392,991.65</u>	<u>0.00</u>	<u>0.00</u>	<u>1,000,000.00</u>	<u>1,386,529.83</u>	<u>1,392,991.65</u>
MB43 - FBC LATERAL ROAD Total					<u>1,386,529.83</u>	<u>1,392,991.65</u>	<u>1,386,529.83</u>	<u>1,392,991.65</u>	<u>0.00</u>	<u>0.00</u>	<u>1,000,000.00</u>	<u>1,386,529.83</u>	<u>1,392,991.65</u>
MB44 - FBC LAW LIBRARY													
State Pool													
MB44-MBIA COUNTY LAW LIBRARY	AR-0077	State Pool	12/16/22	Open	1,031,522.85	1,136,600.94	1,031,522.85	1,136,600.94	0.00	0.00	1,000,000.00	1,031,522.85	1,136,600.94
State Pool Total					<u>1,031,522.85</u>	<u>1,136,600.94</u>	<u>1,031,522.85</u>	<u>1,136,600.94</u>	<u>0.00</u>	<u>0.00</u>	<u>1,000,000.00</u>	<u>1,031,522.85</u>	<u>1,136,600.94</u>
MB44 - FBC LAW LIBRARY Total					<u>1,031,522.85</u>	<u>1,136,600.94</u>	<u>1,031,522.85</u>	<u>1,136,600.94</u>	<u>0.00</u>	<u>0.00</u>	<u>1,000,000.00</u>	<u>1,031,522.85</u>	<u>1,136,600.94</u>
810 - FBC Toll Road Operations													
State Pool													
TT02-TX TERM Toll Rd. Operation	AR-0024	State Pool	11/01/08	Open	0.00	0.00	0.00	0.00	0.00	0.00	0.00	0.00	0.00
State Pool Total					<u>0.00</u>	<u>0.00</u>	<u>0.00</u>	<u>0.00</u>	<u>0.00</u>	<u>0.00</u>	<u>0.00</u>	<u>0.00</u>	<u>0.00</u>
810 - FBC Toll Road Operations Total					<u>0.00</u>	<u>0.00</u>	<u>0.00</u>	<u>0.00</u>	<u>0.00</u>	<u>0.00</u>	<u>0.00</u>	<u>0.00</u>	<u>0.00</u>
815 - Grand Parkway Operations													
State Pool													
MB14-MBIA GR PARKWAY OPERATIONS	AR-0043	State Pool	08/31/16	Open	72,137,834.68	70,859,482.93	72,137,834.68	70,859,482.93	0.00	0.00	8,500,000.00	72,137,834.68	70,859,482.93
State Pool Total					<u>72,137,834.68</u>	<u>70,859,482.93</u>	<u>72,137,834.68</u>	<u>70,859,482.93</u>	<u>0.00</u>	<u>0.00</u>	<u>8,500,000.00</u>	<u>72,137,834.68</u>	<u>70,859,482.93</u>
815 - Grand Parkway Operations Total					<u>72,137,834.68</u>	<u>70,859,482.93</u>	<u>72,137,834.68</u>	<u>70,859,482.93</u>	<u>0.00</u>	<u>0.00</u>	<u>8,500,000.00</u>	<u>72,137,834.68</u>	<u>70,859,482.93</u>
LO10 - LOGIC COUNTYS CARES ACT													
State Pool													
LO10-LOGIC-COUNTY'S CARE ACT	AR-0047	State Pool	05/12/20	Open	2,597,016.89	1,605,484.12	2,597,016.89	1,605,484.12	0.00	0.00	67,000,000.00	2,597,016.89	1,605,484.12
State Pool Total					<u>2,597,016.89</u>	<u>1,605,484.12</u>	<u>2,597,016.89</u>	<u>1,605,484.12</u>	<u>0.00</u>	<u>0.00</u>	<u>67,000,000.00</u>	<u>2,597,016.89</u>	<u>1,605,484.12</u>
LO10 - LOGIC COUNTYS CARES ACT Total					<u>2,597,016.89</u>	<u>1,605,484.12</u>	<u>2,597,016.89</u>	<u>1,605,484.12</u>	<u>0.00</u>	<u>0.00</u>	<u>67,000,000.00</u>	<u>2,597,016.89</u>	<u>1,605,484.12</u>
LOG5 - LOGIC DRAINAGE													
State Pool													
LOG5-Logic-Drainage	AR-0032	State Pool	11/10/08	Open	975,088.61	979,620.38	975,088.61	979,620.38	0.00	0.00	500,000.00	975,088.61	979,620.38
State Pool Total					<u>975,088.61</u>	<u>979,620.38</u>	<u>975,088.61</u>	<u>979,620.38</u>	<u>0.00</u>	<u>0.00</u>	<u>500,000.00</u>	<u>975,088.61</u>	<u>979,620.38</u>
LOG5 - LOGIC DRAINAGE Total					<u>975,088.61</u>	<u>979,620.38</u>	<u>975,088.61</u>	<u>979,620.38</u>	<u>0.00</u>	<u>0.00</u>	<u>500,000.00</u>	<u>975,088.61</u>	<u>979,620.38</u>
LOG1 - LOGIC GENERAL													
State Pool													
LOG1-Logic- General	AR-0028	State Pool	11/10/08	Open	30,994,849.39	31,138,899.94	30,994,849.39	31,138,899.94	0.00	0.00	10,000,000.00	30,994,849.39	31,138,899.94

Portfolio Position

Ft. Bend County

Effective Interest - Actual Life
Receipts in Period
08/01/23 - 08/31/23

8

CUSIP	Invest Number	Security Description	Purchase Date	Call Date	Par Value On 08/01/23	Par Value On 08/31/23	Market Val On 08/01/23	Market Val On 08/31/23	Purchase Cost	Sales Proceeds	Original Princ/Cost	Amor Value On 08/01/23	Amor Value On 08/31/23
State Pool													
MB29-MBIA SR LIEN TOLL RD 2021	AR-0060	State Pool	08/02/21	Open	<u>33,773,281.48</u>	<u>28,919,431.57</u>	<u>33,773,281.48</u>	<u>28,919,431.57</u>	<u>0.00</u>	<u>0.00</u>	<u>68,000,000.00</u>	<u>33,773,281.48</u>	<u>28,919,431.57</u>
State Pool Total					<u>33,773,281.48</u>	<u>28,919,431.57</u>	<u>33,773,281.48</u>	<u>28,919,431.57</u>	<u>0.00</u>	<u>0.00</u>	<u>68,000,000.00</u>	<u>33,773,281.48</u>	<u>28,919,431.57</u>
MB29 - MBIA Sr Lien 2021 Total					<u>33,773,281.48</u>	<u>28,919,431.57</u>	<u>33,773,281.48</u>	<u>28,919,431.57</u>	<u>0.00</u>	<u>0.00</u>	<u>68,000,000.00</u>	<u>33,773,281.48</u>	<u>28,919,431.57</u>
MB06 - MBIA TOLL RD OPERATIONS													
State Pool													
MB06-MBIA Toll Rd. Operations	AR-0019	State Pool	11/01/08	Open	<u>98,979,297.40</u>	<u>98,039,860.32</u>	<u>98,979,297.40</u>	<u>98,039,860.32</u>	<u>0.00</u>	<u>0.00</u>	<u>3,143,377.27</u>	<u>98,979,297.40</u>	<u>98,039,860.32</u>
State Pool Total					<u>98,979,297.40</u>	<u>98,039,860.32</u>	<u>98,979,297.40</u>	<u>98,039,860.32</u>	<u>0.00</u>	<u>0.00</u>	<u>3,143,377.27</u>	<u>98,979,297.40</u>	<u>98,039,860.32</u>
MB06 - MBIA TOLL RD OPERATIONS Total					<u>98,979,297.40</u>	<u>98,039,860.32</u>	<u>98,979,297.40</u>	<u>98,039,860.32</u>	<u>0.00</u>	<u>0.00</u>	<u>3,143,377.27</u>	<u>98,979,297.40</u>	<u>98,039,860.32</u>
MB27 - MBIA TX HERITAGE PARKWAY 2020													
State Pool													
MB27-MBIA TX HERITAGE PARKWAY	AR-0057	State Pool	05/13/20	Open	<u>516,529.38</u>	<u>518,936.60</u>	<u>516,529.38</u>	<u>518,936.60</u>	<u>0.00</u>	<u>0.00</u>	<u>17,000,000.00</u>	<u>516,529.38</u>	<u>518,936.60</u>
State Pool Total					<u>516,529.38</u>	<u>518,936.60</u>	<u>516,529.38</u>	<u>518,936.60</u>	<u>0.00</u>	<u>0.00</u>	<u>17,000,000.00</u>	<u>516,529.38</u>	<u>518,936.60</u>
MB27 - MBIA TX HERITAGE PARKWAY 2020 Total					<u>516,529.38</u>	<u>518,936.60</u>	<u>516,529.38</u>	<u>518,936.60</u>	<u>0.00</u>	<u>0.00</u>	<u>17,000,000.00</u>	<u>516,529.38</u>	<u>518,936.60</u>
MB28 - MBIAGrand Parkway 2021													
State Pool													
MB28-MBIA GRAND PARKWAY 2021	AR-0059	State Pool	08/02/21	Open	<u>3,998,967.97</u>	<u>3,326,585.28</u>	<u>3,998,967.97</u>	<u>3,326,585.28</u>	<u>0.00</u>	<u>0.00</u>	<u>25,000,000.00</u>	<u>3,998,967.97</u>	<u>3,326,585.28</u>
State Pool Total					<u>3,998,967.97</u>	<u>3,326,585.28</u>	<u>3,998,967.97</u>	<u>3,326,585.28</u>	<u>0.00</u>	<u>0.00</u>	<u>25,000,000.00</u>	<u>3,998,967.97</u>	<u>3,326,585.28</u>
MB28 - MBIAGrand Parkway 2021 Total					<u>3,998,967.97</u>	<u>3,326,585.28</u>	<u>3,998,967.97</u>	<u>3,326,585.28</u>	<u>0.00</u>	<u>0.00</u>	<u>25,000,000.00</u>	<u>3,998,967.97</u>	<u>3,326,585.28</u>
TT05 - TEXAS TERM DRAINAGE													
State Pool													
TT05-TX TERM Drainage	AR-0027	State Pool	11/01/08	Open	<u>370.46</u>	<u>372.14</u>	<u>370.46</u>	<u>372.14</u>	<u>0.00</u>	<u>0.00</u>	<u>109,774.61</u>	<u>370.46</u>	<u>372.14</u>
State Pool Total					<u>370.46</u>	<u>372.14</u>	<u>370.46</u>	<u>372.14</u>	<u>0.00</u>	<u>0.00</u>	<u>109,774.61</u>	<u>370.46</u>	<u>372.14</u>
TT05 - TEXAS TERM DRAINAGE Total					<u>370.46</u>	<u>372.14</u>	<u>370.46</u>	<u>372.14</u>	<u>0.00</u>	<u>0.00</u>	<u>109,774.61</u>	<u>370.46</u>	<u>372.14</u>
TT00 - TEXAS TERM GENERAL													
State Pool													
TT00-TX TERM General	AR-0022	State Pool	11/01/08	Open	<u>1,120.03</u>	<u>1,125.10</u>	<u>1,120.03</u>	<u>1,125.10</u>	<u>0.00</u>	<u>0.00</u>	<u>10,006,437.87</u>	<u>1,120.03</u>	<u>1,125.10</u>
State Pool Total					<u>1,120.03</u>	<u>1,125.10</u>	<u>1,120.03</u>	<u>1,125.10</u>	<u>0.00</u>	<u>0.00</u>	<u>10,006,437.87</u>	<u>1,120.03</u>	<u>1,125.10</u>
TT00 - TEXAS TERM GENERAL Total					<u>1,120.03</u>	<u>1,125.10</u>	<u>1,120.03</u>	<u>1,125.10</u>	<u>0.00</u>	<u>0.00</u>	<u>10,006,437.87</u>	<u>1,120.03</u>	<u>1,125.10</u>
TT04 - TEXAS TERM ROAD & BRIDGE													
State Pool													
TT04-TX TERM Road & Bridge	AR-0026	State Pool	11/01/08	Open	<u>1,116.70</u>	<u>1,121.75</u>	<u>1,116.70</u>	<u>1,121.75</u>	<u>0.00</u>	<u>0.00</u>	<u>10,463.28</u>	<u>1,116.70</u>	<u>1,121.75</u>
State Pool Total					<u>1,116.70</u>	<u>1,121.75</u>	<u>1,116.70</u>	<u>1,121.75</u>	<u>0.00</u>	<u>0.00</u>	<u>10,463.28</u>	<u>1,116.70</u>	<u>1,121.75</u>
TT04 - TEXAS TERM ROAD & BRIDGE Total					<u>1,116.70</u>	<u>1,121.75</u>	<u>1,116.70</u>	<u>1,121.75</u>	<u>0.00</u>	<u>0.00</u>	<u>10,463.28</u>	<u>1,116.70</u>	<u>1,121.75</u>
TT02 - TEXAS TERM TOLL OPERATIONS													
State Pool													
TT02-TX TERM Toll Rd. Operation	AR-0024	State Pool	11/01/08	Open	<u>1,118.73</u>	<u>1,123.79</u>	<u>1,118.73</u>	<u>1,123.79</u>	<u>0.00</u>	<u>0.00</u>	<u>0.00</u>	<u>1,118.73</u>	<u>1,123.79</u>
State Pool Total					<u>1,118.73</u>	<u>1,123.79</u>	<u>1,118.73</u>	<u>1,123.79</u>	<u>0.00</u>	<u>0.00</u>	<u>0.00</u>	<u>1,118.73</u>	<u>1,123.79</u>
TT02 - TEXAS TERM TOLL OPERATIONS Total					<u>1,118.73</u>	<u>1,123.79</u>	<u>1,118.73</u>	<u>1,123.79</u>	<u>0.00</u>	<u>0.00</u>	<u>0.00</u>	<u>1,118.73</u>	<u>1,123.79</u>
09 - Temporary Holding													
Money Market													
Cadence-Money Market Accts	AR-0058	Money Market	01/31/21	Open	<u>65,255,618.66</u>	<u>29,898,519.13</u>	<u>65,255,618.66</u>	<u>29,898,519.13</u>	<u>0.00</u>	<u>0.00</u>	<u>210,194,488.52</u>	<u>65,255,618.66</u>	<u>29,898,519.13</u>
Money Market Total					<u>65,255,618.66</u>	<u>29,898,519.13</u>	<u>65,255,618.66</u>	<u>29,898,519.13</u>	<u>0.00</u>	<u>0.00</u>	<u>210,194,488.52</u>	<u>65,255,618.66</u>	<u>29,898,519.13</u>
09 - Temporary Holding Total					<u>65,255,618.66</u>	<u>29,898,519.13</u>	<u>65,255,618.66</u>	<u>29,898,519.13</u>	<u>0.00</u>	<u>0.00</u>	<u>210,194,488.52</u>	<u>65,255,618.66</u>	<u>29,898,519.13</u>
2700 - US Bank													
Cash													
MB45-U S Bank	AR-0078	Balance Account	06/20/23	01/31/24	<u>112,000,000.00</u>	<u>112,000,000.00</u>	<u>112,000,000.00</u>	<u>112,000,000.00</u>	<u>0.00</u>	<u>0.00</u>	<u>112,000,000.00</u>	<u>112,000,000.00</u>	<u>112,000,000.00</u>
Cash Total					<u>112,000,000.00</u>	<u>112,000,000.00</u>	<u>112,000,000.00</u>	<u>112,000,000.00</u>	<u>0.00</u>	<u>0.00</u>	<u>112,000,000.00</u>	<u>112,000,000.00</u>	<u>112,000,000.00</u>
2700 - US Bank Total					<u>112,000,000.00</u>	<u>112,000,000.00</u>	<u>112,000,000.00</u>	<u>112,000,000.00</u>	<u>0.00</u>	<u>0.00</u>	<u>112,000,000.00</u>	<u>112,000,000.00</u>	<u>112,000,000.00</u>

Portfolio Position

Ft. Bend County

Effective Interest - Actual Life
Receipts in Period
08/01/23 - 08/31/23

CUSIP	Invest Number	Security Description	Purchase Date	Call Date	Par Value On 08/01/23	Par Value On 08/31/23	Market Val On 08/01/23	Market Val On 08/31/23	Purchase Cost	Sales Proceeds	Original Princ/Cost	Amor Value On 08/01/23	Amor Value On 08/31/23
Combined Port													
Cash													
MB45-U S Bank	AR-0078	Balance Account	06/20/23	01/31/24	<u>112,000,000.00</u>	<u>112,000,000.00</u>	<u>112,000,000.00</u>	<u>112,000,000.00</u>	<u>0.00</u>	<u>0.00</u>	<u>112,000,000.00</u>	<u>112,000,000.00</u>	<u>112,000,000.00</u>
Cash Total					112,000,000.00	112,000,000.00	112,000,000.00	112,000,000.00	0.00	0.00	112,000,000.00	112,000,000.00	112,000,000.00
Money Market													
Cadence-Money Market Accts	AR-0058	Money Market	01/31/21	Open	<u>65,255,618.66</u>	<u>29,898,519.13</u>	<u>65,255,618.66</u>	<u>29,898,519.13</u>	<u>0.00</u>	<u>0.00</u>	<u>210,194,488.52</u>	<u>65,255,618.66</u>	<u>29,898,519.13</u>
Money Market Total					65,255,618.66	29,898,519.13	65,255,618.66	29,898,519.13	0.00	0.00	210,194,488.52	65,255,618.66	29,898,519.13
State Pool													
LO10-LOGIC-COUNTY'S CARE ACT	AR-0047	State Pool	05/12/20	Open	2,597,016.89	1,605,484.12	2,597,016.89	1,605,484.12	0.00	0.00	67,000,000.00	2,597,016.89	1,605,484.12
LO13-Logic-2023 MOBILITY PROJ	AR-0079	State Pool	08/09/23	Open	0.00	16,383,383.80	0.00	16,383,383.80	20,000,000.00	0.00	20,000,000.00	0.00	16,383,383.80
LO14-LOCIG-2023 CERT OF OB	AR-0080	State Pool	08/09/23	Open	0.00	7,017,387.00	0.00	7,017,387.00	8,000,000.00	0.00	8,000,000.00	0.00	7,017,387.00
LOG1-Logic- General	AR-0028	State Pool	11/10/08	Open	30,994,849.39	31,138,899.94	30,994,849.39	31,138,899.94	0.00	0.00	10,000,000.00	30,994,849.39	31,138,899.94
LOG2-Logic-Toll Rd.Operations	AR-0029	State Pool	11/10/08	Open	14,154,619.40	14,220,403.91	14,154,619.40	14,220,403.91	0.00	0.00	2,000,000.00	14,154,619.40	14,220,403.91
LOG5-Logic-Drainage	AR-0032	State Pool	11/10/08	Open	975,088.61	979,620.38	975,088.61	979,620.38	0.00	0.00	500,000.00	975,088.61	979,620.38
LOG8-Logic-Road & Bridge	AR-0035	State Pool	11/10/08	Open	3,349,351.53	3,364,917.86	3,349,351.53	3,364,917.86	0.00	0.00	1,000,000.00	3,349,351.53	3,364,917.86
MB02-MBIA General	AR-0015	State Pool	11/01/08	Open	86,792,373.13	67,134,369.90	86,792,373.13	67,134,369.90	0.00	0.00	17,374,917.83	86,792,373.13	67,134,369.90
MB03-MBIA Road & Bridge	AR-0016	State Pool	11/01/08	Open	4,681,265.57	3,575,939.34	4,681,265.57	3,575,939.34	0.00	0.00	2,856,438.24	4,681,265.57	3,575,939.34
MB04-MBIA Drainage	AR-0017	State Pool	11/01/08	Open	6,634,808.93	6,029,162.94	6,634,808.93	6,029,162.94	0.00	0.00	1,267,218.21	6,634,808.93	6,029,162.94
MB06-MBIA Toll Rd. Operations	AR-0019	State Pool	11/01/08	Open	98,979,297.40	98,039,860.32	98,979,297.40	98,039,860.32	0.00	0.00	3,143,377.27	98,979,297.40	98,039,860.32
MB12-MBIA ESD 100 AGREEMENT	AR-0041	State Pool	08/31/16	Open	12,983,945.29	13,044,455.84	12,983,945.29	13,044,455.84	0.00	0.00	3,900,000.00	12,983,945.29	13,044,455.84
MB13-MBIA ASSISTANCE DIST #1	AR-0042	State Pool	08/31/16	Open	16,547,086.88	16,375,932.87	16,547,086.88	16,375,932.87	0.00	0.00	10,000,000.00	16,547,086.88	16,375,932.87
MB14-MBIA GR PARKWAY OPERATIONS	AR-0043	State Pool	08/31/16	Open	72,137,834.68	70,859,482.93	72,137,834.68	70,859,482.93	0.00	0.00	8,500,000.00	72,137,834.68	70,859,482.93
MB18-MBIA COUNTY'S CARES ACT	AR-0048	State Pool	05/12/20	Open	48,424,812.92	48,349,184.50	48,424,812.92	48,349,184.50	0.00	0.00	67,000,000.00	48,424,812.92	48,349,184.50
MB19-MBIA FBC ASSIST. DIST. #2	AR-0049	State Pool	05/13/20	Open	10,842,492.33	11,193,835.08	10,842,492.33	11,193,835.08	0.00	0.00	2,500,000.00	10,842,492.33	11,193,835.08
MB20- MBIA FBC ASSIST. DIST. #4	AR-0050	State Pool	05/13/20	Open	2,678,741.47	2,691,225.50	2,678,741.47	2,691,225.50	0.00	0.00	1,250,000.00	2,678,741.47	2,691,225.50
MB21-MBIA FBC ASSIST. DIST. #6	AR-0051	State Pool	05/13/20	Open	4,318,882.91	4,037,747.59	4,318,882.91	4,037,747.59	0.00	0.00	2,000,000.00	4,318,882.91	4,037,747.59
MB23-MBIA JUVENILE	AR-0053	State Pool	05/13/20	Open	6,935,016.57	5,583,447.90	6,935,016.57	5,583,447.90	0.00	0.00	8,000,000.00	6,935,016.57	5,583,447.90
MB24-MBIA DEBT SERVICE	AR-0054	State Pool	05/13/20	Open	29,164,906.30	11,188,681.49	29,164,906.30	11,188,681.49	0.00	0.00	21,000,000.00	29,164,906.30	11,188,681.49
MB25-MBIA DRAINAGE DEBT SERVICE	AR-0055	State Pool	05/13/20	Open	4,629,619.78	4,230,943.21	4,629,619.78	4,230,943.21	0.00	0.00	1,000,000.00	4,629,619.78	4,230,943.21
MB26-FACILITIES BOND 2018	AR-0056	State Pool	05/13/20	Open	2,399,739.71	1,954,956.47	2,399,739.71	1,954,956.47	0.00	0.00	14,000,000.00	2,399,739.71	1,954,956.47
MB27-MBIA TX HERITAGE PARKWAY	AR-0057	State Pool	05/13/20	Open	516,529.38	518,936.60	516,529.38	518,936.60	0.00	0.00	17,000,000.00	516,529.38	518,936.60
MB28-MBIA GRAND PARKWAY 2021	AR-0059	State Pool	08/02/21	Open	3,998,967.97	3,326,585.28	3,998,967.97	3,326,585.28	0.00	0.00	25,000,000.00	3,998,967.97	3,326,585.28
MB29-MBIA SR LIEN TOLL RD 2021	AR-0060	State Pool	08/02/21	Open	33,773,281.48	28,919,431.57	33,773,281.48	28,919,431.57	0.00	0.00	68,000,000.00	33,773,281.48	28,919,431.57
MB30-MBIA FLOOD PRO DRAINAGE 20	AR-0061	State Pool	08/02/21	Open	15,579,443.37	14,782,217.87	15,579,443.37	14,782,217.87	0.00	0.00	10,000,000.00	15,579,443.37	14,782,217.87
MB31-MBIA FBC ASSIST DIST #9	AR-0062	State Pool	03/11/22	Open	3,745,871.91	3,963,870.74	3,745,871.91	3,963,870.74	0.00	0.00	2,000,000.00	3,745,871.91	3,963,870.74
MB32-MBIA FBC ASSIST DIST #11	AR-0063	State Pool	03/11/22	Open	8,157,665.73	8,496,496.08	8,157,665.73	8,496,496.08	0.00	0.00	3,000,000.00	8,157,665.73	8,496,496.08
MB36-MBIA FEE OFFICER	AR-0065	State Pool	03/14/22	Open	1,305,894.54	1,306,059.40	1,305,894.54	1,306,059.40	0.00	0.00	3,000,000.00	1,305,894.54	1,306,059.40
MB37-MBIA FBC ASSIST DIST #7	AR-0066	State Pool	03/14/22	Open	2,341,761.97	2,553,217.07	2,341,761.97	2,553,217.07	0.00	0.00	1,000,000.00	2,341,761.97	2,553,217.07
MB38-MBIA 2020A FBC TAX NOTE	AR-0067	State Pool	03/14/22	Open	1,186,411.06	1,191,940.23	1,186,411.06	1,191,940.23	0.00	0.00	2,000,000.00	1,186,411.06	1,191,940.23
MB39-MBIA 2022 TAX NOTE	AR-0072	State Pool	12/16/22	Open	27,514,943.66	26,654,623.53	27,514,943.66	26,654,623.53	0.00	0.00	0.00	27,514,943.66	26,654,623.53
MB40-MBIA FBC ASSIST DIST #22	AR-0073	State Pool	12/16/22	Open	1,183,490.19	1,289,276.49	1,183,490.19	1,289,276.49	0.00	0.00	1,000,000.00	1,183,490.19	1,289,276.49
MB41-MBIA FUND440 CSCD	AR-0074	State Pool	12/16/22	Open	4,947,804.72	4,459,132.59	4,947,804.72	4,459,132.59	0.00	0.00	4,000,000.00	4,947,804.72	4,459,132.59
MB42-MBIA FBC ASSIST DIST #10	AR-0075	State Pool	12/16/22	Open	1,076,246.32	1,181,532.83	1,076,246.32	1,181,532.83	0.00	0.00	500,000.00	1,076,246.32	1,181,532.83
MB43-MBIA LATERAL ROAD	AR-0076	State Pool	12/16/22	Open	1,386,529.83	1,392,991.65	1,386,529.83	1,392,991.65	0.00	0.00	1,000,000.00	1,386,529.83	1,392,991.65
MB44-MBIA COUNTY LAW LIBRARY	AR-0077	State Pool	12/16/22	Open	1,031,522.85	1,136,600.94	1,031,522.85	1,136,600.94	0.00	0.00	1,000,000.00	1,031,522.85	1,136,600.94
MB45-MBIA ASSIST. DISTRICT #5	AR-0081	State Pool	08/17/23	Open	0.00	601,353.41	0.00	601,353.41	600,000.00	0.00	600,000.00	0.00	601,353.41
MB46-MBIA ALIANA MGMT DIST AGRE	AR-0082	State Pool	08/17/23	Open	0.00	501,127.84	0.00	501,127.84	500,000.00	0.00	500,000.00	0.00	501,127.84
MB47-MBIA ASSET FORF TASK STATE	AR-0083	State Pool	08/17/23	Open	0.00	3,006,767.07	0.00	3,006,767.07	3,000,000.00	0.00	3,000,000.00	0.00	3,006,767.07
MB48-MBIA DA ASSET FORF.STATE	AR-0084	State Pool	08/17/23	Open	0.00	851,917.34	0.00	851,917.34	850,000.00	0.00	850,000.00	0.00	851,917.34

Portfolio Position
Ft. Bend County
 Effective Interest - Actual Life
 Receipts in Period
 08/01/23 - 08/31/23

10

CUSIP	Invest Number	Security Description	Purchase Date	Call Date	Par Value On 08/01/23	Par Value On 08/31/23	Market Val On 08/01/23	Market Val On 08/31/23	Purchase Cost	Sales Proceeds	Original Princ/Cost	Amor Value On 08/01/23	Amor Value On 08/31/23
MB49-FBC ASSIST. DIST #16	AR-0085	State Pool	08/17/23	Open	0.00	701,579.01	0.00	701,579.01	700,000.00	0.00	700,000.00	0.00	701,579.01
TT00-TX TERM General	AR-0022	State Pool	11/01/08	Open	1,120.03	1,125.10	1,120.03	1,125.10	0.00	0.00	10,006,437.87	1,120.03	1,125.10
TT02-TX TERM Toll Rd. Operation	AR-0024	State Pool	11/01/08	Open	1,118.73	1,123.79	1,118.73	1,123.79	0.00	0.00	0.00	1,118.73	1,123.79
TT04-TX TERM Road & Bridge	AR-0026	State Pool	11/01/08	Open	1,116.70	1,121.75	1,116.70	1,121.75	0.00	0.00	10,463.28	1,116.70	1,121.75
TT05-TX TERM Drainage	AR-0027	State Pool	11/01/08	Open	370.46	372.14	370.46	372.14	0.00	0.00	109,774.61	370.46	372.14
State Pool Total					567,971,840.59	545,838,723.21	567,971,840.59	545,838,723.21	33,650,000.00	0.00	426,568,627.31	567,971,840.59	545,838,723.21
Combined Port Total					745,227,459.25	687,737,242.34	745,227,459.25	687,737,242.34	33,650,000.00	0.00	748,763,115.83	745,227,459.25	687,737,242.34

Earnings and Yields Summary

Ft. Bend County

Effective Interest - Actual Life

Receipts in Period

08/01/23 - 08/31/23

11

Security Description	08/01/23 08/07/23	08/08/23 08/14/23	08/15/23 08/21/23	08/22/23 08/28/23	08/29/23 08/31/23	08/01/23 08/31/23
Combined Port						
Cash	115,989.04	115,989.04	115,989.04	115,989.04	49,709.59	513,665.75
Money Market	2,084.38	2,084.39	2,084.39	2,084.39	731.93	9,069.48
State Pool	<u>582,067.46</u>	<u>598,139.82</u>	<u>607,249.06</u>	<u>601,724.22</u>	<u>248,702.06</u>	<u>2,637,882.62</u>
Port Total	<u>700,140.88</u>	<u>716,213.25</u>	<u>725,322.49</u>	<u>719,797.65</u>	<u>299,143.58</u>	<u>3,160,617.85</u>
Combined Port						
Cash	5.4000	5.4000	5.4000	5.4000	5.4000	5.4000
Money Market	0.1666	0.1666	0.1666	0.1666	0.1666	0.1666
State Pool	<u>5.4802</u>	<u>5.4904</u>	<u>5.4929</u>	<u>5.4928</u>	<u>5.5352</u>	<u>5.4935</u>
Port Total	<u>4.9936</u>	<u>5.0107</u>	<u>5.0179</u>	<u>5.0146</u>	<u>5.1109</u>	<u>5.0188</u>

Maturity Aging
Ft. Bend County
 Effective Interest - Actual Life
 Receipts in Period
 08/31/23

CUSIP	Invest Number	Security Description	Purchase Date	Days to Maturity	Yield Matur
Cash / Money Market					
Cadence-Money Market Accts	AR-0058	Money Market	01/31/21	0	0.2500
LO10-LOGIC-COUNTY'S CARE ACT	AR-0047	State Pool	05/12/20	0	5.4721
LO13-Logic-2023 MOBILITY PROJ	AR-0079	State Pool	08/09/23	0	5.4721
LO14-LOCIG-2023 CERT OF OB	AR-0080	State Pool	08/09/23	0	5.4721
LOG1-Logic- General	AR-0028	State Pool	11/10/08	0	5.4721
LOG2-Logic-Toll Rd.Operations	AR-0029	State Pool	11/10/08	0	5.4721
LOG5-Logic-Drainage	AR-0032	State Pool	11/10/08	0	5.4721
LOG8-Logic-Road & Bridge	AR-0035	State Pool	11/10/08	0	5.4721
MB02-MBIA General	AR-0015	State Pool	11/01/08	0	5.4752
MB03-MBIA Road & Bridge	AR-0016	State Pool	11/01/08	0	5.4752
MB04-MBIA Drainage	AR-0017	State Pool	11/01/08	0	5.4752
MB06-MBIA Toll Rd. Operations	AR-0019	State Pool	11/01/08	0	5.4752
MB12-MBIA ESD 100 AGREEMENT	AR-0041	State Pool	08/31/16	0	5.4752
MB13-MBIA ASSISTANCE DIST #1	AR-0042	State Pool	08/31/16	0	5.4752
MB14-MBIA GR PARKWAY OPERATIONS	AR-0043	State Pool	08/31/16	0	5.4752
MB18-MBIA COUNTY'S CARES ACT	AR-0048	State Pool	05/12/20	0	5.4752
MB19-MBIA FBC ASSIST. DIST. #2	AR-0049	State Pool	05/13/20	0	5.4752
MB20- MBIA FBC ASSIST. DIST. #4	AR-0050	State Pool	05/13/20	0	5.4752
MB21-MBIA FBC ASSIST. DIST. #6	AR-0051	State Pool	05/13/20	0	5.4752
MB23-MBIA JUVENILE	AR-0053	State Pool	05/13/20	0	5.4752
MB24-MBIA DEBT SERVICE	AR-0054	State Pool	05/13/20	0	5.4752
MB25-MBIA DRAINAGE DEBT SERVICE	AR-0055	State Pool	05/13/20	0	5.4752
MB26-FACILITIES BOND 2018	AR-0056	State Pool	05/13/20	0	5.4752
MB27-MBIA TX HERITAGE PARKWAY	AR-0057	State Pool	05/13/20	0	5.4752
MB28-MBIA GRAND PARKWAY 2021	AR-0059	State Pool	08/02/21	0	5.4752
MB29-MBIA SR LIEN TOLL RD 2021	AR-0060	State Pool	08/02/21	0	5.4752
MB30-MBIA FLOOD PRO DRAINAGE 20	AR-0061	State Pool	08/02/21	0	5.4752
MB31-MBIA FBC ASSIST DIST #9	AR-0062	State Pool	03/11/22	0	5.4752
MB32-MBIA FBC ASSIST DIST #11	AR-0063	State Pool	03/11/22	0	5.3245
MB36-MBIA FEE OFFICER	AR-0065	State Pool	03/14/22	0	5.4752
MB37-MBIA FBC ASSIST DIST #7	AR-0066	State Pool	03/14/22	0	5.4752
MB38-MBIA 2020A FBC TAX NOTE	AR-0067	State Pool	03/14/22	0	5.4752
MB39-MBIA 2022 TAX NOTE	AR-0072	State Pool	12/16/22	0	5.4752
MB40-MBIA FBC ASSIST DIST #22	AR-0073	State Pool	12/16/22	0	5.4752
MB41-MBIA FUND440 CSCD	AR-0074	State Pool	12/16/22	0	5.4752
MB42-MBIA FBC ASSIST DIST #10	AR-0075	State Pool	12/16/22	0	5.4752
MB43-MBIA LATERAL ROAD	AR-0076	State Pool	12/16/22	0	5.4752
MB44-MBIA COUNTY LAW LIBRARY	AR-0077	State Pool	12/16/22	0	5.4752
MB45-MBIA ASSIST. DISTRICT #5	AR-0081	State Pool	08/17/23	0	5.4752
MB46-MBIA ALIANA MGMT DIST AGRE	AR-0082	State Pool	08/17/23	0	5.4752
MB47-MBIA ASSET FORF TASK STATE	AR-0083	State Pool	08/17/23	0	5.4752
MB48-MBIA DA ASSET FORF.STATE	AR-0084	State Pool	08/17/23	0	5.4752

Maturity Aging
Ft. Bend County
 Effective Interest - Actual Life
 Receipts in Period
 08/31/23

CUSIP	Invest Number	Security Description	Purchase Date	Days to Maturity	Yield Matur
MB49-FBC ASSIST. DIST #16	AR-0085	State Pool	08/17/23	0	5.4752
TT00-TX TERM General	AR-0022	State Pool	11/01/08	0	5.3300
TT02-TX TERM Toll Rd. Operation	AR-0024	State Pool	11/01/08	0	5.3300
TT04-TX TERM Road & Bridge	AR-0026	State Pool	11/01/08	0	5.3300
TT05-TX TERM Drainage	AR-0027	State Pool	11/01/08	<u>0</u>	<u>5.3300</u>
Cash / Money Market Total				<u>0</u>	<u>5.2013</u>
91 - 180 Days					
MB45-U S Bank	AR-0078	Balance Account	06/20/23	<u>153</u>	<u>5.4000</u>
91 - 180 Days Total				<u>153</u>	<u>5.4000</u>
Investment Total				<u>25</u>	<u>5.2337</u>

Activity Statement

Ft. Bend County

Effective Interest - Actual Life
Receipts in Period
08/01/23 - 08/31/23

Run Date: 10/12/23
Run Time: 09:26:40
Page 1 of 2

14

Purchase Date	Sale Date	CUSIP	Invest Number	Security Description	Amor Value On 08/01/23	Changes In Principal	Purchase Cost	Sales Proceeds	Purchased Interest	Int/Div Rec In the Perd	Amor Value On 08/31/23
Cash											
06/20/23	Open	MB45-U S Bank	AR-0078	Balance Account	112,000,000.00	0.00	0.00	0.00	0.00	0.00	112,000,000.00
Cash Total					112,000,000.00	0.00	0.00	0.00	0.00	0.00	112,000,000.00
Money Market											
01/31/21	Open	Cadence-Money Market Accts	AR-0058	Money Market	65,255,618.66	-35,357,099.53	0.00	0.00	0.00	9,069.48	29,898,519.13
Money Market Total					65,255,618.66	-35,357,099.53	0.00	0.00	0.00	9,069.48	29,898,519.13
State Pool											
11/01/08	Open	MB02-MBIA General	AR-0015	State Pool	86,792,373.13	-19,658,003.23	0.00	0.00	0.00	336,102.23	67,134,369.90
11/01/08	Open	MB03-MBIA Road & Bridge	AR-0016	State Pool	4,681,265.57	-1,105,326.23	0.00	0.00	0.00	19,673.77	3,575,939.34
11/01/08	Open	MB04-MBIA Drainage	AR-0017	State Pool	6,634,808.93	-605,645.99	0.00	0.00	0.00	29,354.01	6,029,162.94
11/01/08	Open	MB06-MBIA Toll Rd. Operations	AR-0019	State Pool	98,979,297.40	-939,437.08	0.00	0.00	0.00	460,562.92	98,039,860.32
11/01/08	Open	TT00-TX TERM General	AR-0022	State Pool	1,120.03	5.07	0.00	0.00	0.00	5.07	1,125.10
11/01/08	Open	TT02-TX TERM Toll Rd. Operation	AR-0024	State Pool	1,118.73	5.06	0.00	0.00	0.00	5.06	1,123.79
11/01/08	Open	TT04-TX TERM Road & Bridge	AR-0026	State Pool	1,116.70	5.05	0.00	0.00	0.00	5.05	1,121.75
11/01/08	Open	TT05-TX TERM Drainage	AR-0027	State Pool	370.46	1.68	0.00	0.00	0.00	1.68	372.14
11/10/08	Open	LOG1-Logic- General	AR-0028	State Pool	30,994,849.39	144,050.55	0.00	0.00	0.00	144,050.55	31,138,899.94
11/10/08	Open	LOG2-Logic-Toll Rd.Operations	AR-0029	State Pool	14,154,619.40	65,784.51	0.00	0.00	0.00	65,784.51	14,220,403.91
11/10/08	Open	LOG5-Logic-Drainage	AR-0032	State Pool	975,088.61	4,531.77	0.00	0.00	0.00	4,531.77	979,620.38
11/10/08	Open	LOG8-Logic-Road & Bridge	AR-0035	State Pool	3,349,351.53	15,566.33	0.00	0.00	0.00	15,566.33	3,364,917.86
08/31/16	Open	MB12-MBIA ESD 100 AGREEMENT	AR-0041	State Pool	12,983,945.29	60,510.55	0.00	0.00	0.00	60,510.55	13,044,455.84
08/31/16	Open	MB13-MBIA ASSISTANCE DIST #1	AR-0042	State Pool	16,547,086.88	-171,154.01	0.00	0.00	0.00	78,845.99	16,375,932.87
08/31/16	Open	MB14-MBIA GR PARKWAY OPERATIONS	AR-0043	State Pool	72,137,834.68	-1,278,351.75	0.00	0.00	0.00	331,648.25	70,859,482.93
05/12/20	Open	LO10-LOGIC-COUNTY'S CARE ACT	AR-0047	State Pool	2,597,016.89	-991,532.77	0.00	0.00	0.00	8,467.23	1,605,484.12
05/12/20	Open	MB18-MBIA COUNTY'S CARES ACT	AR-0048	State Pool	48,424,812.92	-75,628.42	0.00	0.00	0.00	224,371.58	48,349,184.50
05/13/20	Open	MB19-MBIA FBC ASSIST. DIST. #2	AR-0049	State Pool	10,842,492.33	351,342.75	0.00	0.00	0.00	51,342.75	11,193,835.08
05/13/20	Open	MB20- MBIA FBC ASSIST. DIST. #4	AR-0050	State Pool	2,678,741.47	12,484.03	0.00	0.00	0.00	12,484.03	2,691,225.50
05/13/20	Open	MB21-MBIA FBC ASSIST. DIST. #6	AR-0051	State Pool	4,318,882.91	-281,135.32	0.00	0.00	0.00	18,864.68	4,037,747.59
05/13/20	Open	MB23-MBIA JUVENILE	AR-0053	State Pool	6,935,016.57	-1,351,568.67	0.00	0.00	0.00	28,431.33	5,583,447.90
05/13/20	Open	MB24-MBIA DEBT SERVICE	AR-0054	State Pool	29,164,906.30	-17,976,224.81	0.00	0.00	0.00	123,775.19	11,188,681.49
05/13/20	Open	MB25-MBIA DRAINAGE DEBT SERVICE	AR-0055	State Pool	4,629,619.78	-398,676.57	0.00	0.00	0.00	21,323.43	4,230,943.21
05/13/20	Open	MB26-FACILITIES BOND 2018	AR-0056	State Pool	2,399,739.71	-444,783.24	0.00	0.00	0.00	9,216.76	1,954,956.47
05/13/20	Open	MB27-MBIA TX HERITAGE PARKWAY	AR-0057	State Pool	516,529.38	2,407.22	0.00	0.00	0.00	2,407.22	518,936.60
08/02/21	Open	MB28-MBIA GRAND PARKWAY 2021	AR-0059	State Pool	3,998,967.97	-672,382.69	0.00	0.00	0.00	17,617.31	3,326,585.28
08/02/21	Open	MB29-MBIA SR LIEN TOLL RD 2021	AR-0060	State Pool	33,773,281.48	-4,853,849.91	0.00	0.00	0.00	146,150.09	28,919,431.57
08/02/21	Open	MB30-MBIA FLOOD PRO DRAINAGE 20	AR-0061	State Pool	15,579,443.37	-797,225.50	0.00	0.00	0.00	69,774.50	14,782,217.87
03/11/22	Open	MB31-MBIA FBC ASSIST DIST #9	AR-0062	State Pool	3,745,871.91	217,998.83	0.00	0.00	0.00	17,998.83	3,963,870.74
03/11/22	Open	MB32-MBIA FBC ASSIST DIST #11	AR-0063	State Pool	8,157,665.73	338,830.35	0.00	0.00	0.00	38,830.35	8,496,496.08
03/14/22	Open	MB36-MBIA FEE OFFICER	AR-0065	State Pool	1,305,894.54	164.86	0.00	0.00	0.00	6,059.40	1,306,059.40
03/14/22	Open	MB37-MBIA FBC ASSIST DIST #7	AR-0066	State Pool	2,341,761.97	211,455.10	0.00	0.00	0.00	11,455.10	2,553,217.07
03/14/22	Open	MB38-MBIA 2020A FBC TAX NOTE	AR-0067	State Pool	1,186,411.06	5,529.17	0.00	0.00	0.00	5,529.17	1,191,940.23
12/16/22	Open	MB39-MBIA 2022 TAX NOTE	AR-0072	State Pool	27,514,943.66	-860,320.13	0.00	0.00	0.00	124,679.87	26,654,623.53
12/16/22	Open	MB40-MBIA FBC ASSIST DIST #22	AR-0073	State Pool	1,183,490.19	105,786.30	0.00	0.00	0.00	5,786.30	1,289,276.49
12/16/22	Open	MB41-MBIA FUND440 CSCD	AR-0074	State Pool	4,947,804.72	-488,672.13	0.00	0.00	0.00	21,327.87	4,459,132.59

Activity Statement
Ft. Bend County
 Effective Interest - Actual Life
 Receipts in Period
 08/01/23 - 08/31/23

15

Purchase Date	Sale Date	CUSIP	Invest Number	Security Description	Amor Value On 08/01/23	Changes In Principal	Purchase Cost	Sales Proceeds	Purchased Interest	Int/Div Rec In the Perd	Amor Value On 08/31/23
12/16/22	Open	MB42-MBIA FBC ASSIST DIST #10	AR-0075	State Pool	1,076,246.32	105,286.51	0.00	0.00	0.00	5,286.51	1,181,532.83
12/16/22	Open	MB43-MBIA LATERAL ROAD	AR-0076	State Pool	1,386,529.83	6,461.82	0.00	0.00	0.00	6,461.82	1,392,991.65
12/16/22	Open	MB44-MBIA COUNTY LAW LIBRARY	AR-0077	State Pool	1,031,522.85	105,078.09	0.00	0.00	0.00	5,078.09	1,136,600.94
08/09/23	Open	LO13-Logic-2023 MOBILITY PROJ	AR-0079	State Pool	0.00	-3,616,616.20	20,000,000.00	0.00	0.00	68,383.80	16,383,383.80
08/09/23	Open	LO14-LOCIG-2023 CERT OF OB	AR-0080	State Pool	0.00	-982,613.00	8,000,000.00	0.00	0.00	27,387.00	7,017,387.00
08/17/23	Open	MB45-MBIA ASSIST. DISTRICT #5	AR-0081	State Pool	0.00	1,353.41	600,000.00	0.00	0.00	1,353.41	601,353.41
08/17/23	Open	MB46-MBIA ALIANA MGMT DIST AGRE	AR-0082	State Pool	0.00	1,127.84	500,000.00	0.00	0.00	1,127.84	501,127.84
08/17/23	Open	MB47-MBIA ASSET FORF TASK STATE	AR-0083	State Pool	0.00	6,767.07	3,000,000.00	0.00	0.00	6,767.07	3,006,767.07
08/17/23	Open	MB48-MBIA DA ASSET FORF.STATE	AR-0084	State Pool	0.00	1,917.34	850,000.00	0.00	0.00	1,917.34	851,917.34
08/17/23	Open	MB49-FBC ASSIST. DIST #16	AR-0085	State Pool	0.00	1,579.01	700,000.00	0.00	0.00	1,579.01	701,579.01
State Pool Total					<u>567,971,840.59</u>	<u>-55,783,117.38</u>	<u>33,650,000.00</u>	<u>0.00</u>	<u>0.00</u>	<u>2,637,882.62</u>	<u>545,838,723.21</u>
Investment Total					<u>745,227,459.25</u>	<u>-91,140,216.91</u>	<u>33,650,000.00</u>	<u>0.00</u>	<u>0.00</u>	<u>2,646,952.10</u>	<u>687,737,242.34</u>

Interest Accrual
Ft. Bend County
Effective Interest - Actual Life
Receipts in Period
08/01/23 - 08/31/23

CUSIP	Invest Number	Security Description	Purchase Date	Sale Date	Yield Earned	Ending Par Val/Shares	Ending Amor Val/Cost	Purchased Interest	Int/Div Rec In the Perd	Int/Div Accrued In the Perd	PTD Purch Received	Int/Div Rec Purch/Date	Int/Div Accrued Purch/Date
09 - Temporary Holding													
Money Market													
Cadence-Money Market Accts	AR-0058	Money Market	01/31/21	Open	0.1666	29,898,519.13	29,898,519.13	0.00	9,069.48	0.00	0.00	1,913,741.39	0.00
Money Market Total					0.1666	29,898,519.13	29,898,519.13	0.00	9,069.48	0.00	0.00	1,913,741.39	0.00
09 - Temporary Holding Total					0.1666	29,898,519.13	29,898,519.13	0.00	9,069.48	0.00	0.00	1,913,741.39	0.00
130 - Assistance Dist #1													
State Pool													
MB13-MBIA ASSISTANCE DIST #1	AR-0042	State Pool	08/31/16	Open	5.4865	16,375,932.87	16,375,932.87	0.00	78,845.99	0.00	0.00	789,455.56	0.00
State Pool Total					5.4865	16,375,932.87	16,375,932.87	0.00	78,845.99	0.00	0.00	789,455.56	0.00
130 - Assistance Dist #1 Total					5.4865	16,375,932.87	16,375,932.87	0.00	78,845.99	0.00	0.00	789,455.56	0.00
145 - ESD 100 Agreement													
State Pool													
MB12-MBIA ESD 100 AGREEMENT	AR-0041	State Pool	08/31/16	Open	5.4864	13,044,455.84	13,044,455.84	0.00	60,510.55	0.00	0.00	642,897.08	0.00
State Pool Total					5.4864	13,044,455.84	13,044,455.84	0.00	60,510.55	0.00	0.00	642,897.08	0.00
145 - ESD 100 Agreement Total					5.4864	13,044,455.84	13,044,455.84	0.00	60,510.55	0.00	0.00	642,897.08	0.00
2700 - US Bank													
Cash													
MB45-U S Bank	AR-0078	Balance Account	06/20/23	Open	5.4000	112,000,000.00	112,000,000.00	0.00	0.00	513,665.75	0.00	0.00	1,209,600.00
Cash Total					5.4000	112,000,000.00	112,000,000.00	0.00	0.00	513,665.75	0.00	0.00	1,209,600.00
2700 - US Bank Total					5.4000	112,000,000.00	112,000,000.00	0.00	0.00	513,665.75	0.00	0.00	1,209,600.00
810 - FBC Toll Road Operations													
State Pool													
TT02-TX TERM Toll Rd. Operation	AR-0024	State Pool	11/01/08	Open	0.0000	0.00	0.00	0.00	0.00	0.00	0.00	0.00	0.00
State Pool Total					0.0000	0.00	0.00	0.00	0.00	0.00	0.00	0.00	0.00
810 - FBC Toll Road Operations Total					0.0000	0.00	0.00	0.00	0.00	0.00	0.00	0.00	0.00
815 - Grand Parkway Operations													
State Pool													
MB14-MBIA GR PARKWAY OPERATIONS	AR-0043	State Pool	08/31/16	Open	5.4864	70,859,482.93	70,859,482.93	0.00	331,648.25	0.00	0.00	3,379,477.45	0.00
State Pool Total					5.4864	70,859,482.93	70,859,482.93	0.00	331,648.25	0.00	0.00	3,379,477.45	0.00
815 - Grand Parkway Operations Total					5.4864	70,859,482.93	70,859,482.93	0.00	331,648.25	0.00	0.00	3,379,477.45	0.00
LO10 - LOGIC COUNTYS CARES ACT													
State Pool													
LO10-LOGIC-COUNTY'S CARE ACT	AR-0047	State Pool	05/12/20	Open	5.4684	1,605,484.12	1,605,484.12	0.00	8,467.23	0.00	0.00	371,484.12	0.00
State Pool Total					5.4684	1,605,484.12	1,605,484.12	0.00	8,467.23	0.00	0.00	371,484.12	0.00
LO10 - LOGIC COUNTYS CARES ACT Total					5.4684	1,605,484.12	1,605,484.12	0.00	8,467.23	0.00	0.00	371,484.12	0.00
LO13 - 2023 MOBILITY PROJECT													
State Pool													
LO13-Logic-2023 MOBILITY PROJ	AR-0079	State Pool	08/09/23	Open	5.7288	16,383,383.80	16,383,383.80	0.00	68,383.80	0.00	0.00	68,383.80	0.00
State Pool Total					5.7288	16,383,383.80	16,383,383.80	0.00	68,383.80	0.00	0.00	68,383.80	0.00
LO13 - 2023 MOBILITY PROJECT Total					5.7288	16,383,383.80	16,383,383.80	0.00	68,383.80	0.00	0.00	68,383.80	0.00
LO14 - 2023 CERT. OF OBLIGATION													
State Pool													
LO14-LOCIG-2023 CERT OF OB	AR-0080	State Pool	08/09/23	Open	5.7286	7,017,387.00	7,017,387.00	0.00	27,387.00	0.00	0.00	27,387.00	0.00
State Pool Total					5.7286	7,017,387.00	7,017,387.00	0.00	27,387.00	0.00	0.00	27,387.00	0.00
LO14 - 2023 CERT. OF OBLIGATION Total					5.7286	7,017,387.00	7,017,387.00	0.00	27,387.00	0.00	0.00	27,387.00	0.00
LOG1 - LOGIC GENERAL													

Interest Accrual
Ft. Bend County
Effective Interest - Actual Life
Receipts in Period
08/01/23 - 08/31/23

CUSIP	Invest Number	Security Description	Purchase Date	Sale Date	Yield Earned	Ending Par Val/Shares	Ending Amor Val/Cost	Purchased Interest	Int/Div Rec In the Perd	Int/Div Accrued In the Perd	PTD Purch Received	Int/Div Rec Purch/Date	Int/Div Accrued Purch/Date
State Pool													
LOG1-Logic- General	AR-0028	State Pool	11/10/08	Open	<u>5.4713</u>	<u>31,138,899.94</u>	<u>31,138,899.94</u>	<u>0.00</u>	<u>144,050.55</u>	<u>0.00</u>	<u>0.00</u>	<u>3,709,332.64</u>	<u>0.00</u>
State Pool Total					<u>5.4713</u>	<u>31,138,899.94</u>	<u>31,138,899.94</u>	<u>0.00</u>	<u>144,050.55</u>	<u>0.00</u>	<u>0.00</u>	<u>3,709,332.64</u>	<u>0.00</u>
LOG1 - LOGIC GENERAL Total					<u>5.4713</u>	<u>31,138,899.94</u>	<u>31,138,899.94</u>	<u>0.00</u>	<u>144,050.55</u>	<u>0.00</u>	<u>0.00</u>	<u>3,709,332.64</u>	<u>0.00</u>
LOG2 - LOGIC TOLL OPERATIONS													
State Pool													
LOG2-Logic-Toll Rd.Operations	AR-0029	State Pool	11/10/08	Open	<u>5.4713</u>	<u>14,220,403.91</u>	<u>14,220,403.91</u>	<u>0.00</u>	<u>65,784.51</u>	<u>0.00</u>	<u>0.00</u>	<u>881,734.99</u>	<u>0.00</u>
State Pool Total					<u>5.4713</u>	<u>14,220,403.91</u>	<u>14,220,403.91</u>	<u>0.00</u>	<u>65,784.51</u>	<u>0.00</u>	<u>0.00</u>	<u>881,734.99</u>	<u>0.00</u>
LOG2 - LOGIC TOLL OPERATIONS Total					<u>5.4713</u>	<u>14,220,403.91</u>	<u>14,220,403.91</u>	<u>0.00</u>	<u>65,784.51</u>	<u>0.00</u>	<u>0.00</u>	<u>881,734.99</u>	<u>0.00</u>
LOG5 - LOGIC DRAINAGE													
State Pool													
LOG5-Logic-Drainage	AR-0032	State Pool	11/10/08	Open	<u>5.4713</u>	<u>979,620.38</u>	<u>979,620.38</u>	<u>0.00</u>	<u>4,531.77</u>	<u>0.00</u>	<u>0.00</u>	<u>371,864.15</u>	<u>0.00</u>
State Pool Total					<u>5.4713</u>	<u>979,620.38</u>	<u>979,620.38</u>	<u>0.00</u>	<u>4,531.77</u>	<u>0.00</u>	<u>0.00</u>	<u>371,864.15</u>	<u>0.00</u>
LOG5 - LOGIC DRAINAGE Total					<u>5.4713</u>	<u>979,620.38</u>	<u>979,620.38</u>	<u>0.00</u>	<u>4,531.77</u>	<u>0.00</u>	<u>0.00</u>	<u>371,864.15</u>	<u>0.00</u>
LOG8 - LOGIC ROAD & BRIDGE													
State Pool													
LOG8-Logic-Road & Bridge	AR-0035	State Pool	11/10/08	Open	<u>5.4713</u>	<u>3,364,917.86</u>	<u>3,364,917.86</u>	<u>0.00</u>	<u>15,566.33</u>	<u>0.00</u>	<u>0.00</u>	<u>320,405.38</u>	<u>0.00</u>
State Pool Total					<u>5.4713</u>	<u>3,364,917.86</u>	<u>3,364,917.86</u>	<u>0.00</u>	<u>15,566.33</u>	<u>0.00</u>	<u>0.00</u>	<u>320,405.38</u>	<u>0.00</u>
LOG8 - LOGIC ROAD & BRIDGE Total					<u>5.4713</u>	<u>3,364,917.86</u>	<u>3,364,917.86</u>	<u>0.00</u>	<u>15,566.33</u>	<u>0.00</u>	<u>0.00</u>	<u>320,405.38</u>	<u>0.00</u>
MB02 - MBIA GENERAL													
State Pool													
MB02-MBIA General	AR-0015	State Pool	11/01/08	Open	<u>5.4863</u>	<u>67,134,369.90</u>	<u>67,134,369.90</u>	<u>0.00</u>	<u>336,102.23</u>	<u>0.00</u>	<u>0.00</u>	<u>5,289,666.95</u>	<u>0.00</u>
State Pool Total					<u>5.4863</u>	<u>67,134,369.90</u>	<u>67,134,369.90</u>	<u>0.00</u>	<u>336,102.23</u>	<u>0.00</u>	<u>0.00</u>	<u>5,289,666.95</u>	<u>0.00</u>
MB02 - MBIA GENERAL Total					<u>5.4863</u>	<u>67,134,369.90</u>	<u>67,134,369.90</u>	<u>0.00</u>	<u>336,102.23</u>	<u>0.00</u>	<u>0.00</u>	<u>5,289,666.95</u>	<u>0.00</u>
MB03 - MBIA ROAD & BRIDGE													
State Pool													
MB03-MBIA Road & Bridge	AR-0016	State Pool	11/01/08	Open	<u>5.4863</u>	<u>3,575,939.34</u>	<u>3,575,939.34</u>	<u>0.00</u>	<u>19,673.77</u>	<u>0.00</u>	<u>0.00</u>	<u>391,678.49</u>	<u>0.00</u>
State Pool Total					<u>5.4863</u>	<u>3,575,939.34</u>	<u>3,575,939.34</u>	<u>0.00</u>	<u>19,673.77</u>	<u>0.00</u>	<u>0.00</u>	<u>391,678.49</u>	<u>0.00</u>
MB03 - MBIA ROAD & BRIDGE Total					<u>5.4863</u>	<u>3,575,939.34</u>	<u>3,575,939.34</u>	<u>0.00</u>	<u>19,673.77</u>	<u>0.00</u>	<u>0.00</u>	<u>391,678.49</u>	<u>0.00</u>
MB04 - MBIA DRAINAGE													
State Pool													
MB04-MBIA Drainage	AR-0017	State Pool	11/01/08	Open	<u>5.4864</u>	<u>6,029,162.94</u>	<u>6,029,162.94</u>	<u>0.00</u>	<u>29,354.01</u>	<u>0.00</u>	<u>0.00</u>	<u>644,421.42</u>	<u>2,620.73</u>
State Pool Total					<u>5.4864</u>	<u>6,029,162.94</u>	<u>6,029,162.94</u>	<u>0.00</u>	<u>29,354.01</u>	<u>0.00</u>	<u>0.00</u>	<u>644,421.42</u>	<u>2,620.73</u>
MB04 - MBIA DRAINAGE Total					<u>5.4864</u>	<u>6,029,162.94</u>	<u>6,029,162.94</u>	<u>0.00</u>	<u>29,354.01</u>	<u>0.00</u>	<u>0.00</u>	<u>644,421.42</u>	<u>2,620.73</u>
MB06 - MBIA TOLL RD OPERATIONS													
State Pool													
MB06-MBIA Toll Rd. Operations	AR-0019	State Pool	11/01/08	Open	<u>5.4864</u>	<u>98,039,860.32</u>	<u>98,039,860.32</u>	<u>0.00</u>	<u>460,562.92</u>	<u>0.00</u>	<u>0.00</u>	<u>4,782,026.76</u>	<u>38,363.64</u>
State Pool Total					<u>5.4864</u>	<u>98,039,860.32</u>	<u>98,039,860.32</u>	<u>0.00</u>	<u>460,562.92</u>	<u>0.00</u>	<u>0.00</u>	<u>4,782,026.76</u>	<u>38,363.64</u>
MB06 - MBIA TOLL RD OPERATIONS Total					<u>5.4864</u>	<u>98,039,860.32</u>	<u>98,039,860.32</u>	<u>0.00</u>	<u>460,562.92</u>	<u>0.00</u>	<u>0.00</u>	<u>4,782,026.76</u>	<u>38,363.64</u>
MB18 - MBIA COUNTYS CARES ACT													
State Pool													
MB18-MBIA COUNTY'S CARES ACT	AR-0048	State Pool	05/12/20	Open	<u>5.4864</u>	<u>48,349,184.50</u>	<u>48,349,184.50</u>	<u>0.00</u>	<u>224,371.58</u>	<u>0.00</u>	<u>0.00</u>	<u>2,726,103.96</u>	<u>0.00</u>
State Pool Total					<u>5.4864</u>	<u>48,349,184.50</u>	<u>48,349,184.50</u>	<u>0.00</u>	<u>224,371.58</u>	<u>0.00</u>	<u>0.00</u>	<u>2,726,103.96</u>	<u>0.00</u>
MB18 - MBIA COUNTYS CARES ACT Total					<u>5.4864</u>	<u>48,349,184.50</u>	<u>48,349,184.50</u>	<u>0.00</u>	<u>224,371.58</u>	<u>0.00</u>	<u>0.00</u>	<u>2,726,103.96</u>	<u>0.00</u>
MB19 - MBIA FBC ASSIST DIST #2													
State Pool													

Interest Accrual

Ft. Bend County

Effective Interest - Actual Life
Receipts in Period
08/01/23 - 08/31/23

CUSIP	Invest Number	Security Description	Purchase Date	Sale Date	Yield Earned	Ending Par Val/Shares	Ending Amort Val/Cost	Purchased Interest	Int/Div Rec In the Perd	Int/Div Accrued In the Perd	PTD Purch Received	Int/Div Rec Purch/Date	Int/Div Accrued Purch/Date
MB19-MBIA FBC ASSIST. DIST. #2	AR-0049	State Pool	05/13/20	Open	5.4865	11,193,835.08	11,193,835.08	0.00	51,342.75	0.00	0.00	493,835.08	0.00
State Pool Total					5.4865	11,193,835.08	11,193,835.08	0.00	51,342.75	0.00	0.00	493,835.08	0.00
MB19 - MBIA FBC ASSIST DIST #2 Total					5.4865	11,193,835.08	11,193,835.08	0.00	51,342.75	0.00	0.00	493,835.08	0.00
MB20 - MBIA FBC ASSIST DIST #4													
State Pool													
MB20- MBIA FBC ASSIST. DIST. #4	AR-0050	State Pool	05/13/20	Open	5.4864	2,691,225.50	2,691,225.50	0.00	12,484.03	0.00	0.00	121,225.50	0.00
State Pool Total					5.4864	2,691,225.50	2,691,225.50	0.00	12,484.03	0.00	0.00	121,225.50	0.00
MB20 - MBIA FBC ASSIST DIST #4 Total					5.4864	2,691,225.50	2,691,225.50	0.00	12,484.03	0.00	0.00	121,225.50	0.00
MB21 - MBIA ASSIST DIST #6													
State Pool													
MB21-MBIA FBC ASSIST. DIST. #6	AR-0051	State Pool	05/13/20	Open	5.4864	4,037,747.59	4,037,747.59	0.00	18,864.68	0.00	0.00	187,747.59	0.00
State Pool Total					5.4864	4,037,747.59	4,037,747.59	0.00	18,864.68	0.00	0.00	187,747.59	0.00
MB21 - MBIA ASSIST DIST #6 Total					5.4864	4,037,747.59	4,037,747.59	0.00	18,864.68	0.00	0.00	187,747.59	0.00
MB23 - MBIA JUVENILE													
State Pool													
MB23-MBIA JUVENILE	AR-0053	State Pool	05/13/20	Open	5.4862	5,583,447.90	5,583,447.90	0.00	28,431.33	0.00	0.00	534,681.53	0.00
State Pool Total					5.4862	5,583,447.90	5,583,447.90	0.00	28,431.33	0.00	0.00	534,681.53	0.00
MB23 - MBIA JUVENILE Total					5.4862	5,583,447.90	5,583,447.90	0.00	28,431.33	0.00	0.00	534,681.53	0.00
MB24 - MBIA DEBT SERVICE													
State Pool													
MB24-MBIA DEBT SERVICE	AR-0054	State Pool	05/13/20	Open	5.4865	11,188,681.49	11,188,681.49	0.00	123,775.19	0.00	0.00	1,863,404.25	0.00
State Pool Total					5.4865	11,188,681.49	11,188,681.49	0.00	123,775.19	0.00	0.00	1,863,404.25	0.00
MB24 - MBIA DEBT SERVICE Total					5.4865	11,188,681.49	11,188,681.49	0.00	123,775.19	0.00	0.00	1,863,404.25	0.00
MB25 - MBIA DRAINAGE DEBT SERVICE													
State Pool													
MB25-MBIA DRAINAGE DEBT SERVICE	AR-0055	State Pool	05/13/20	Open	5.4864	4,230,943.21	4,230,943.21	0.00	21,323.43	0.00	0.00	230,943.21	0.00
State Pool Total					5.4864	4,230,943.21	4,230,943.21	0.00	21,323.43	0.00	0.00	230,943.21	0.00
MB25 - MBIA DRAINAGE DEBT SERVICE Total					5.4864	4,230,943.21	4,230,943.21	0.00	21,323.43	0.00	0.00	230,943.21	0.00
MB26 - MBIA FACILITIES BOND 2018													
State Pool													
MB26-FACILITIES BOND 2018	AR-0056	State Pool	05/13/20	Open	5.4862	1,954,956.47	1,954,956.47	0.00	9,216.76	0.00	0.00	211,356.47	0.00
State Pool Total					5.4862	1,954,956.47	1,954,956.47	0.00	9,216.76	0.00	0.00	211,356.47	0.00
MB26 - MBIA FACILITIES BOND 2018 Total					5.4862	1,954,956.47	1,954,956.47	0.00	9,216.76	0.00	0.00	211,356.47	0.00
MB27 - MBIA TX HERITAGE PARKWAY 2020													
State Pool													
MB27-MBIA TX HERITAGE PARKWAY	AR-0057	State Pool	05/13/20	Open	5.4864	518,936.60	518,936.60	0.00	2,407.22	0.00	0.00	104,315.95	0.00
State Pool Total					5.4864	518,936.60	518,936.60	0.00	2,407.22	0.00	0.00	104,315.95	0.00
MB27 - MBIA TX HERITAGE PARKWAY 2020 Total					5.4864	518,936.60	518,936.60	0.00	2,407.22	0.00	0.00	104,315.95	0.00
MB28 - MBIA Grand Parkway 2021													
State Pool													
MB28-MBIA GRAND PARKWAY 2021	AR-0059	State Pool	08/02/21	Open	5.4864	3,326,585.28	3,326,585.28	0.00	17,617.31	0.00	0.00	666,585.28	0.00
State Pool Total					5.4864	3,326,585.28	3,326,585.28	0.00	17,617.31	0.00	0.00	666,585.28	0.00
MB28 - MBIA Grand Parkway 2021 Total					5.4864	3,326,585.28	3,326,585.28	0.00	17,617.31	0.00	0.00	666,585.28	0.00
MB29 - MBIA Sr Lien 2021													
State Pool													
MB29-MBIA SR LIEN TOLL RD 2021	AR-0060	State Pool	08/02/21	Open	5.4864	28,919,431.57	28,919,431.57	0.00	146,150.09	0.00	0.00	2,244,431.57	0.00

Interest Accrual
Ft. Bend County
Effective Interest - Actual Life
Receipts in Period
08/01/23 - 08/31/23

CUSIP	Invest Number	Security Description	Purchase Date	Sale Date	Yield Earned	Ending Par Val/Shares	Ending Amor Val/Cost	Purchased Interest	Int/Div Rec In the Perd	Int/Div Accrued In the Perd	PTD Purch Received	Int/Div Rec Purch/Date	Int/Div Accrued Purch/Date
State Pool Total					5.4864	28,919,431.57	28,919,431.57	0.00	146,150.09	0.00	0.00	2,244,431.57	0.00
MB29 - MBIA Sr Lien 2021 Total					5.4864	28,919,431.57	28,919,431.57	0.00	146,150.09	0.00	0.00	2,244,431.57	0.00
MB30 - MBIA Flood Proj Drainage 20													
State Pool													
MB30-MBIA FLOOD PRO DRAINAGE 20	AR-0061	State Pool	08/02/21	Open	5.4864	14,782,217.87	14,782,217.87	0.00	69,774.50	0.00	0.00	821,217.87	0.00
State Pool Total					5.4864	14,782,217.87	14,782,217.87	0.00	69,774.50	0.00	0.00	821,217.87	0.00
MB30 - MBIA Flood Proj Drainage 20 Total					5.4864	14,782,217.87	14,782,217.87	0.00	69,774.50	0.00	0.00	821,217.87	0.00
MB31 - MBIA FBC ASSIST DIST #9													
State Pool													
MB31-MBIA FBC ASSIST DIST #9	AR-0062	State Pool	03/11/22	Open	5.4865	3,963,870.74	3,963,870.74	0.00	17,998.83	0.00	0.00	163,870.74	0.00
State Pool Total					5.4865	3,963,870.74	3,963,870.74	0.00	17,998.83	0.00	0.00	163,870.74	0.00
MB31 - MBIA FBC ASSIST DIST #9 Total					5.4865	3,963,870.74	3,963,870.74	0.00	17,998.83	0.00	0.00	163,870.74	0.00
MB32 - MBIA FBC ASSIST DIST #11													
State Pool													
MB32-MBIA FBC ASSIST DIST #11	AR-0063	State Pool	03/11/22	Open	5.4873	8,496,496.08	8,496,496.08	0.00	38,830.35	0.00	0.00	346,496.08	0.00
State Pool Total					5.4873	8,496,496.08	8,496,496.08	0.00	38,830.35	0.00	0.00	346,496.08	0.00
MB32 - MBIA FBC ASSIST DIST #11 Total					5.4873	8,496,496.08	8,496,496.08	0.00	38,830.35	0.00	0.00	346,496.08	0.00
MB36 - MBIA FEE OFFICER													
State Pool													
MB36-MBIA FEE OFFICER	AR-0065	State Pool	03/14/22	Open	5.4864	1,306,059.40	1,306,059.40	0.00	6,059.40	0.00	0.00	80,112.72	0.00
State Pool Total					5.4864	1,306,059.40	1,306,059.40	0.00	6,059.40	0.00	0.00	80,112.72	0.00
MB36 - MBIA FEE OFFICER Total					5.4864	1,306,059.40	1,306,059.40	0.00	6,059.40	0.00	0.00	80,112.72	0.00
MB37 - MBIA FBC ASSIST DIST #7													
State Pool													
MB37-MBIA FBC ASSIST DIST #7	AR-0066	State Pool	03/14/22	Open	5.4866	2,553,217.07	2,553,217.07	0.00	11,455.10	0.00	0.00	103,217.07	0.00
State Pool Total					5.4866	2,553,217.07	2,553,217.07	0.00	11,455.10	0.00	0.00	103,217.07	0.00
MB37 - MBIA FBC ASSIST DIST #7 Total					5.4866	2,553,217.07	2,553,217.07	0.00	11,455.10	0.00	0.00	103,217.07	0.00
MB38 - MBIA 2020A FBC TAX NOTE													
State Pool													
MB38-MBIA 2020A FBC TAX NOTE	AR-0067	State Pool	03/14/22	Open	5.4864	1,191,940.23	1,191,940.23	0.00	5,529.17	0.00	0.00	66,940.23	0.00
State Pool Total					5.4864	1,191,940.23	1,191,940.23	0.00	5,529.17	0.00	0.00	66,940.23	0.00
MB38 - MBIA 2020A FBC TAX NOTE Total					5.4864	1,191,940.23	1,191,940.23	0.00	5,529.17	0.00	0.00	66,940.23	0.00
MB39 - 2022 TAX NOTE													
State Pool													
MB39-MBIA 2022 TAX NOTE	AR-0072	State Pool	12/16/22	Open	5.4864	26,654,623.53	26,654,623.53	0.00	124,679.87	0.00	0.00	1,034,623.53	0.00
State Pool Total					5.4864	26,654,623.53	26,654,623.53	0.00	124,679.87	0.00	0.00	1,034,623.53	0.00
MB39 - 2022 TAX NOTE Total					5.4864	26,654,623.53	26,654,623.53	0.00	124,679.87	0.00	0.00	1,034,623.53	0.00
MB40 - FBC ASSIST DIST #22													
State Pool													
MB40-MBIA FBC ASSIST DIST #22	AR-0073	State Pool	12/16/22	Open	5.4866	1,289,276.49	1,289,276.49	0.00	5,786.30	0.00	0.00	39,276.49	0.00
State Pool Total					5.4866	1,289,276.49	1,289,276.49	0.00	5,786.30	0.00	0.00	39,276.49	0.00
MB40 - FBC ASSIST DIST #22 Total					5.4866	1,289,276.49	1,289,276.49	0.00	5,786.30	0.00	0.00	39,276.49	0.00
MB41 - 440V SUPERVISION													
State Pool													
MB41-MBIA FUND440 CSCD	AR-0074	State Pool	12/16/22	Open	5.4863	4,459,132.59	4,459,132.59	0.00	21,327.87	0.00	0.00	169,132.59	0.00
State Pool Total					5.4863	4,459,132.59	4,459,132.59	0.00	21,327.87	0.00	0.00	169,132.59	0.00

Interest Accrual

Ft. Bend County

Effective Interest - Actual Life
Receipts in Period
08/01/23 - 08/31/23

CUSIP	Invest Number	Security Description	Purchase Date	Sale Date	Yield Earned	Ending Par Val/Shares	Ending Amor Val/Cost	Purchased Interest	Int/Div Rec In the Perd	Int/Div Accrued In the Perd	PTD Purch Received	Int/Div Rec Purch/Date	Int/Div Accrued Purch/Date
MB41 - 440V SUPERVISION Total					<u>5.4863</u>	<u>4,459,132.59</u>	<u>4,459,132.59</u>	<u>0.00</u>	<u>21,327.87</u>	<u>0.00</u>	<u>0.00</u>	<u>169,132.59</u>	<u>0.00</u>
MB42 - FBC ASSIST DIST #10													
State Pool													
MB42-MBIA FBC ASSIST DIST #10	AR-0075	State Pool	12/16/22	Open	5.4866	1,181,532.83	1,181,532.83	0.00	5,286.51	0.00	0.00	31,532.83	0.00
State Pool Total					<u>5.4866</u>	<u>1,181,532.83</u>	<u>1,181,532.83</u>	<u>0.00</u>	<u>5,286.51</u>	<u>0.00</u>	<u>0.00</u>	<u>31,532.83</u>	<u>0.00</u>
MB42 - FBC ASSIST DIST #10 Total					<u>5.4866</u>	<u>1,181,532.83</u>	<u>1,181,532.83</u>	<u>0.00</u>	<u>5,286.51</u>	<u>0.00</u>	<u>0.00</u>	<u>31,532.83</u>	<u>0.00</u>
MB43 - FBC LATERAL ROAD													
State Pool													
MB43-MBIA LATERAL ROAD	AR-0076	State Pool	12/16/22	Open	5.4865	1,392,991.65	1,392,991.65	0.00	6,461.82	0.00	0.00	42,991.65	0.00
State Pool Total					<u>5.4865</u>	<u>1,392,991.65</u>	<u>1,392,991.65</u>	<u>0.00</u>	<u>6,461.82</u>	<u>0.00</u>	<u>0.00</u>	<u>42,991.65</u>	<u>0.00</u>
MB43 - FBC LATERAL ROAD Total					<u>5.4865</u>	<u>1,392,991.65</u>	<u>1,392,991.65</u>	<u>0.00</u>	<u>6,461.82</u>	<u>0.00</u>	<u>0.00</u>	<u>42,991.65</u>	<u>0.00</u>
MB44 - FBC LAW LIBRARY													
State Pool													
MB44-MBIA COUNTY LAW LIBRARY	AR-0077	State Pool	12/16/22	Open	5.4866	1,136,600.94	1,136,600.94	0.00	5,078.09	0.00	0.00	36,600.94	0.00
State Pool Total					<u>5.4866</u>	<u>1,136,600.94</u>	<u>1,136,600.94</u>	<u>0.00</u>	<u>5,078.09</u>	<u>0.00</u>	<u>0.00</u>	<u>36,600.94</u>	<u>0.00</u>
MB44 - FBC LAW LIBRARY Total					<u>5.4866</u>	<u>1,136,600.94</u>	<u>1,136,600.94</u>	<u>0.00</u>	<u>5,078.09</u>	<u>0.00</u>	<u>0.00</u>	<u>36,600.94</u>	<u>0.00</u>
MB45 - FBC ASSIST DISTRICT #5													
State Pool													
MB45-MBIA ASSIST. DISTRICT #5	AR-0081	State Pool	08/17/23	Open	5.4880	601,353.41	601,353.41	0.00	1,353.41	0.00	0.00	1,353.41	0.00
State Pool Total					<u>5.4880</u>	<u>601,353.41</u>	<u>601,353.41</u>	<u>0.00</u>	<u>1,353.41</u>	<u>0.00</u>	<u>0.00</u>	<u>1,353.41</u>	<u>0.00</u>
MB45 - FBC ASSIST DISTRICT #5 Total					<u>5.4880</u>	<u>601,353.41</u>	<u>601,353.41</u>	<u>0.00</u>	<u>1,353.41</u>	<u>0.00</u>	<u>0.00</u>	<u>1,353.41</u>	<u>0.00</u>
MB46 - ALIANA MGMT DIST AGREEMENT													
State Pool													
MB46-MBIA ALIANA MGMT DIST AGRE	AR-0082	State Pool	08/17/23	Open	5.4880	501,127.84	501,127.84	0.00	1,127.84	0.00	0.00	1,127.84	0.00
State Pool Total					<u>5.4880</u>	<u>501,127.84</u>	<u>501,127.84</u>	<u>0.00</u>	<u>1,127.84</u>	<u>0.00</u>	<u>0.00</u>	<u>1,127.84</u>	<u>0.00</u>
MB46 - ALIANA MGMT DIST AGREEMENT Total					<u>5.4880</u>	<u>501,127.84</u>	<u>501,127.84</u>	<u>0.00</u>	<u>1,127.84</u>	<u>0.00</u>	<u>0.00</u>	<u>1,127.84</u>	<u>0.00</u>
MB47 - ASSET FORF. TASK STATE													
State Pool													
MB47-MBIA ASSET FORF TASK STATE	AR-0083	State Pool	08/17/23	Open	5.4880	3,006,767.07	3,006,767.07	0.00	6,767.07	0.00	0.00	6,767.07	0.00
State Pool Total					<u>5.4880</u>	<u>3,006,767.07</u>	<u>3,006,767.07</u>	<u>0.00</u>	<u>6,767.07</u>	<u>0.00</u>	<u>0.00</u>	<u>6,767.07</u>	<u>0.00</u>
MB47 - ASSET FORF. TASK STATE Total					<u>5.4880</u>	<u>3,006,767.07</u>	<u>3,006,767.07</u>	<u>0.00</u>	<u>6,767.07</u>	<u>0.00</u>	<u>0.00</u>	<u>6,767.07</u>	<u>0.00</u>
MB48 - DA ASSET FORF. STATE													
State Pool													
MB48-MBIA DA ASSET FORF.STATE	AR-0084	State Pool	08/17/23	Open	5.4880	851,917.34	851,917.34	0.00	1,917.34	0.00	0.00	1,917.34	0.00
State Pool Total					<u>5.4880</u>	<u>851,917.34</u>	<u>851,917.34</u>	<u>0.00</u>	<u>1,917.34</u>	<u>0.00</u>	<u>0.00</u>	<u>1,917.34</u>	<u>0.00</u>
MB48 - DA ASSET FORF. STATE Total					<u>5.4880</u>	<u>851,917.34</u>	<u>851,917.34</u>	<u>0.00</u>	<u>1,917.34</u>	<u>0.00</u>	<u>0.00</u>	<u>1,917.34</u>	<u>0.00</u>
MB49 - FBC ASSIST. DISTRICT #16													
State Pool													
MB49-FBC ASSIST. DIST #16	AR-0085	State Pool	08/17/23	Open	5.4881	701,579.01	701,579.01	0.00	1,579.01	0.00	0.00	1,579.01	0.00
State Pool Total					<u>5.4881</u>	<u>701,579.01</u>	<u>701,579.01</u>	<u>0.00</u>	<u>1,579.01</u>	<u>0.00</u>	<u>0.00</u>	<u>1,579.01</u>	<u>0.00</u>
MB49 - FBC ASSIST. DISTRICT #16 Total					<u>5.4881</u>	<u>701,579.01</u>	<u>701,579.01</u>	<u>0.00</u>	<u>1,579.01</u>	<u>0.00</u>	<u>0.00</u>	<u>1,579.01</u>	<u>0.00</u>
TT00 - TEXAS TERM GENERAL													
State Pool													
TT00-TX TERM General	AR-0022	State Pool	11/01/08	Open	5.3290	1,125.10	1,125.10	0.00	5.07	0.00	0.00	21,509.87	0.00
State Pool Total					<u>5.3290</u>	<u>1,125.10</u>	<u>1,125.10</u>	<u>0.00</u>	<u>5.07</u>	<u>0.00</u>	<u>0.00</u>	<u>21,509.87</u>	<u>0.00</u>
TT00 - TEXAS TERM GENERAL Total					<u>5.3290</u>	<u>1,125.10</u>	<u>1,125.10</u>	<u>0.00</u>	<u>5.07</u>	<u>0.00</u>	<u>0.00</u>	<u>21,509.87</u>	<u>0.00</u>

Interest Accrual

Ft. Bend County

Effective Interest - Actual Life
Receipts in Period
08/01/23 - 08/31/23

CUSIP	Invest Number	Security Description	Purchase Date	Sale Date	Yield Earned	Ending Par Val/Shares	Ending Amor Val/Cost	Purchased Interest	Int/Div Rec In the Perd	Int/Div Accrued In the Perd	PTD Purch Received	Int/Div Rec Purch/Date	Int/Div Accrued Purch/Date
TT02 - TEXAS TERM TOLL OPERATIONS													
State Pool													
	AR-0024	State Pool	11/01/08	Open	<u>5.3247</u>	<u>1,123.79</u>	<u>1,123.79</u>	<u>0.00</u>	<u>5.06</u>	<u>0.00</u>	<u>0.00</u>	<u>18,053.69</u>	<u>0.00</u>
State Pool Total					<u>5.3247</u>	<u>1,123.79</u>	<u>1,123.79</u>	<u>0.00</u>	<u>5.06</u>	<u>0.00</u>	<u>0.00</u>	<u>18,053.69</u>	<u>0.00</u>
TT02 - TEXAS TERM TOLL OPERATIONS Total					<u>5.3247</u>	<u>1,123.79</u>	<u>1,123.79</u>	<u>0.00</u>	<u>5.06</u>	<u>0.00</u>	<u>0.00</u>	<u>18,053.69</u>	<u>0.00</u>
TT04 - TEXAS TERM ROAD & BRIDGE													
State Pool													
	AR-0026	State Pool	11/01/08	Open	<u>5.3238</u>	<u>1,121.75</u>	<u>1,121.75</u>	<u>0.00</u>	<u>5.05</u>	<u>0.00</u>	<u>0.00</u>	<u>8,329.03</u>	<u>0.00</u>
State Pool Total					<u>5.3238</u>	<u>1,121.75</u>	<u>1,121.75</u>	<u>0.00</u>	<u>5.05</u>	<u>0.00</u>	<u>0.00</u>	<u>8,329.03</u>	<u>0.00</u>
TT04 - TEXAS TERM ROAD & BRIDGE Total					<u>5.3238</u>	<u>1,121.75</u>	<u>1,121.75</u>	<u>0.00</u>	<u>5.05</u>	<u>0.00</u>	<u>0.00</u>	<u>8,329.03</u>	<u>0.00</u>
TT05 - TEXAS TERM DRAINAGE													
State Pool													
	AR-0027	State Pool	11/01/08	Open	<u>5.3387</u>	<u>372.14</u>	<u>372.14</u>	<u>0.00</u>	<u>1.68</u>	<u>0.00</u>	<u>0.00</u>	<u>5,051.42</u>	<u>0.00</u>
State Pool Total					<u>5.3387</u>	<u>372.14</u>	<u>372.14</u>	<u>0.00</u>	<u>1.68</u>	<u>0.00</u>	<u>0.00</u>	<u>5,051.42</u>	<u>0.00</u>
TT05 - TEXAS TERM DRAINAGE Total					<u>5.3387</u>	<u>372.14</u>	<u>372.14</u>	<u>0.00</u>	<u>1.68</u>	<u>0.00</u>	<u>0.00</u>	<u>5,051.42</u>	<u>0.00</u>

Premium/Discount Amortization

Ft. Bend County

Effective Interest - Actual Life
Receipts in Period
08/01/23 - 08/31/23

CUSIP	Invest Number	Security Description	Purchase Date	Amortiz Date	Yield Earned	Beginning Par Val/Shares	Beginning Unamor Val/Cost	Premium Discount	Ending Par Val/Shares	Ending Amor Val/Cost	Unamor Prem/Dscnt	Amortization In the Perd	Amortization Purch/Date
Cash													
MB45-U S Bank	AR-0078	Balance Account	06/20/23	01/31/24	5.4000	112,000,000.00	112,000,000.00	0.00	112,000,000.00	112,000,000.00	0.00	0.00	0.00
Cash Total					5.4000	112,000,000.00	112,000,000.00	0.00	112,000,000.00	112,000,000.00	0.00	0.00	0.00
Money Market													
Cadence-Money Market Accts	AR-0058	Money Market	01/31/21	Open	0.1666	65,255,618.66	65,255,618.66	0.00	29,898,519.13	29,898,519.13	0.00	0.00	0.00
Money Market Total					0.1666	65,255,618.66	65,255,618.66	0.00	29,898,519.13	29,898,519.13	0.00	0.00	0.00
State Pool													
MB02-MBIA General	AR-0015	State Pool	11/01/08	Open	5.4863	86,792,373.13	86,792,373.13	0.00	67,134,369.90	67,134,369.90	0.00	0.00	0.00
MB03-MBIA Road & Bridge	AR-0016	State Pool	11/01/08	Open	5.4863	4,681,265.57	4,681,265.57	0.00	3,575,939.34	3,575,939.34	0.00	0.00	0.00
MB04-MBIA Drainage	AR-0017	State Pool	11/01/08	Open	5.4864	6,634,808.93	6,634,808.93	0.00	6,029,162.94	6,029,162.94	0.00	0.00	0.00
MB06-MBIA Toll Rd. Operations	AR-0019	State Pool	11/01/08	Open	5.4864	98,979,297.40	98,979,297.40	0.00	98,039,860.32	98,039,860.32	0.00	0.00	0.00
TT00-TX TERM General	AR-0022	State Pool	11/01/08	Open	5.3290	1,120.03	1,120.03	0.00	1,125.10	1,125.10	0.00	0.00	0.00
TT02-TX TERM Toll Rd. Operation	AR-0024	State Pool	11/01/08	Open	5.3247	1,118.73	1,118.73	0.00	1,123.79	1,123.79	0.00	0.00	0.00
TT04-TX TERM Road & Bridge	AR-0026	State Pool	11/01/08	Open	5.3238	1,116.70	1,116.70	0.00	1,121.75	1,121.75	0.00	0.00	0.00
TT05-TX TERM Drainage	AR-0027	State Pool	11/01/08	Open	5.3387	370.46	370.46	0.00	372.14	372.14	0.00	0.00	0.00
LOG1-Logic- General	AR-0028	State Pool	11/10/08	Open	5.4713	30,994,849.39	30,994,849.39	0.00	31,138,899.94	31,138,899.94	0.00	0.00	0.00
LOG2-Logic-Toll Rd.Operations	AR-0029	State Pool	11/10/08	Open	5.4713	14,154,619.40	14,154,619.40	0.00	14,220,403.91	14,220,403.91	0.00	0.00	0.00
LOG5-Logic-Drainage	AR-0032	State Pool	11/10/08	Open	5.4713	975,088.61	975,088.61	0.00	979,620.38	979,620.38	0.00	0.00	0.00
LOG8-Logic-Road & Bridge	AR-0035	State Pool	11/10/08	Open	5.4713	3,349,351.53	3,349,351.53	0.00	3,364,917.86	3,364,917.86	0.00	0.00	0.00
MB12-MBIA ESD 100 AGREEMENT	AR-0041	State Pool	08/31/16	Open	5.4864	12,983,945.29	12,983,945.29	0.00	13,044,455.84	13,044,455.84	0.00	0.00	0.00
MB13-MBIA ASSISTANCE DIST #1	AR-0042	State Pool	08/31/16	Open	5.4865	16,547,086.88	16,547,086.88	0.00	16,375,932.87	16,375,932.87	0.00	0.00	0.00
MB14-MBIA GR PARKWAY OPERATIONS	AR-0043	State Pool	08/31/16	Open	5.4864	72,137,834.68	72,137,834.68	0.00	70,859,482.93	70,859,482.93	0.00	0.00	0.00
LO10-LOGIC-COUNTY'S CARE ACT	AR-0047	State Pool	05/12/20	Open	5.4684	2,597,016.89	2,597,016.89	0.00	1,605,484.12	1,605,484.12	0.00	0.00	0.00
MB18-MBIA COUNTY'S CARES ACT	AR-0048	State Pool	05/12/20	Open	5.4864	48,424,812.92	48,424,812.92	0.00	48,349,184.50	48,349,184.50	0.00	0.00	0.00
MB19-MBIA FBC ASSIST. DIST. #2	AR-0049	State Pool	05/13/20	Open	5.4865	10,842,492.33	10,842,492.33	0.00	11,193,835.08	11,193,835.08	0.00	0.00	0.00
MB20- MBIA FBC ASSIST. DIST. #4	AR-0050	State Pool	05/13/20	Open	5.4864	2,678,741.47	2,678,741.47	0.00	2,691,225.50	2,691,225.50	0.00	0.00	0.00
MB21-MBIA FBC ASSIST. DIST. #6	AR-0051	State Pool	05/13/20	Open	5.4864	4,318,882.91	4,318,882.91	0.00	4,037,747.59	4,037,747.59	0.00	0.00	0.00
MB23-MBIA JUVENILE	AR-0053	State Pool	05/13/20	Open	5.4862	6,935,016.57	6,935,016.57	0.00	5,583,447.90	5,583,447.90	0.00	0.00	0.00
MB24-MBIA DEBT SERVICE	AR-0054	State Pool	05/13/20	Open	5.4865	29,164,906.30	29,164,906.30	0.00	11,188,681.49	11,188,681.49	0.00	0.00	0.00
MB25-MBIA DRAINAGE DEBT SERVICE	AR-0055	State Pool	05/13/20	Open	5.4864	4,629,619.78	4,629,619.78	0.00	4,230,943.21	4,230,943.21	0.00	0.00	0.00
MB26-FACILITIES BOND 2018	AR-0056	State Pool	05/13/20	Open	5.4862	2,399,739.71	2,399,739.71	0.00	1,954,956.47	1,954,956.47	0.00	0.00	0.00
MB27-MBIA TX HERITAGE PARKWAY	AR-0057	State Pool	05/13/20	Open	5.4864	516,529.38	516,529.38	0.00	518,936.60	518,936.60	0.00	0.00	0.00
MB28-MBIA GRAND PARKWAY 2021	AR-0059	State Pool	08/02/21	Open	5.4864	3,998,967.97	3,998,967.97	0.00	3,326,585.28	3,326,585.28	0.00	0.00	0.00
MB29-MBIA SR LIEN TOLL RD 2021	AR-0060	State Pool	08/02/21	Open	5.4864	33,773,281.48	33,773,281.48	0.00	28,919,431.57	28,919,431.57	0.00	0.00	0.00
MB30-MBIA FLOOD PRO DRAINAGE 20	AR-0061	State Pool	08/02/21	Open	5.4864	15,579,443.37	15,579,443.37	0.00	14,782,217.87	14,782,217.87	0.00	0.00	0.00
MB31-MBIA FBC ASSIST DIST #9	AR-0062	State Pool	03/11/22	Open	5.4865	3,745,871.91	3,745,871.91	0.00	3,963,870.74	3,963,870.74	0.00	0.00	0.00
MB32-MBIA FBC ASSIST DIST #11	AR-0063	State Pool	03/11/22	Open	5.4873	8,157,665.73	8,157,665.73	0.00	8,496,496.08	8,496,496.08	0.00	0.00	0.00
MB36-MBIA FEE OFFICER	AR-0065	State Pool	03/14/22	Open	5.4864	1,305,894.54	1,305,894.54	0.00	1,306,059.40	1,306,059.40	0.00	0.00	0.00
MB37-MBIA FBC ASSIST DIST #7	AR-0066	State Pool	03/14/22	Open	5.4866	2,341,761.97	2,341,761.97	0.00	2,553,217.07	2,553,217.07	0.00	0.00	0.00
MB38-MBIA 2020A FBC TAX NOTE	AR-0067	State Pool	03/14/22	Open	5.4864	1,186,411.06	1,186,411.06	0.00	1,191,940.23	1,191,940.23	0.00	0.00	0.00
MB39-MBIA 2022 TAX NOTE	AR-0072	State Pool	12/16/22	Open	5.4864	27,514,943.66	27,514,943.66	0.00	26,654,623.53	26,654,623.53	0.00	0.00	0.00
MB40-MBIA FBC ASSIST DIST #22	AR-0073	State Pool	12/16/22	Open	5.4866	1,183,490.19	1,183,490.19	0.00	1,289,276.49	1,289,276.49	0.00	0.00	0.00
MB41-MBIA FUND440 CSCD	AR-0074	State Pool	12/16/22	Open	5.4863	4,947,804.72	4,947,804.72	0.00	4,459,132.59	4,459,132.59	0.00	0.00	0.00
MB42-MBIA FBC ASSIST DIST #10	AR-0075	State Pool	12/16/22	Open	5.4866	1,076,246.32	1,076,246.32	0.00	1,181,532.83	1,181,532.83	0.00	0.00	0.00
MB43-MBIA LATERAL ROAD	AR-0076	State Pool	12/16/22	Open	5.4865	1,386,529.83	1,386,529.83	0.00	1,392,991.65	1,392,991.65	0.00	0.00	0.00
MB44-MBIA COUNTY LAW LIBRARY	AR-0077	State Pool	12/16/22	Open	5.4866	1,031,522.85	1,031,522.85	0.00	1,136,600.94	1,136,600.94	0.00	0.00	0.00

Premium/Discount Amortization
Ft. Bend County
 Effective Interest - Actual Life
 Receipts in Period
 08/01/23 - 08/31/23

CUSIP	Invest Number	Security Description	Purchase Date	Amortiz Date	Yield Earned	Beginning Par Val/Shares	Beginning Unamor Val/Cost	Premium Discount	Ending Par Val/Shares	Ending Amor Val/Cost	Unamor Prem/Dscnt	Amortization In the Perd	Amortization Purch/Date
LO13-Logic-2023 MOBILITY PROJ	AR-0079	State Pool	08/09/23	Open	5.7288	0.00	0.00	0.00	16,383,383.80	16,383,383.80	0.00	0.00	0.00
LO14-LOCIG-2023 CERT OF OB	AR-0080	State Pool	08/09/23	Open	5.7286	0.00	0.00	0.00	7,017,387.00	7,017,387.00	0.00	0.00	0.00
MB45-MBIA ASSIST. DISTRICT #5	AR-0081	State Pool	08/17/23	Open	5.4880	0.00	0.00	0.00	601,353.41	601,353.41	0.00	0.00	0.00
MB46-MBIA ALIANA MGMT DIST AGRE	AR-0082	State Pool	08/17/23	Open	5.4880	0.00	0.00	0.00	501,127.84	501,127.84	0.00	0.00	0.00
MB47-MBIA ASSET FORF TASK STATE	AR-0083	State Pool	08/17/23	Open	5.4880	0.00	0.00	0.00	3,006,767.07	3,006,767.07	0.00	0.00	0.00
MB48-MBIA DA ASSET FORF.STATE	AR-0084	State Pool	08/17/23	Open	5.4880	0.00	0.00	0.00	851,917.34	851,917.34	0.00	0.00	0.00
MB49-FBC ASSIST. DIST #16	AR-0085	State Pool	08/17/23	Open	5.4881	0.00	0.00	0.00	701,579.01	701,579.01	0.00	0.00	0.00
State Pool Total					5.4935	567,971,840.59	567,971,840.59	0.00	545,838,723.21	545,838,723.21	0.00	0.00	0.00
Investment Total					5.0188	745,227,459.25	745,227,459.25	0.00	687,737,242.34	687,737,242.34	0.00	0.00	0.00

Open Investments

Ft. Bend County

Effective Interest - Actual Life
Receipts in Period
08/31/23

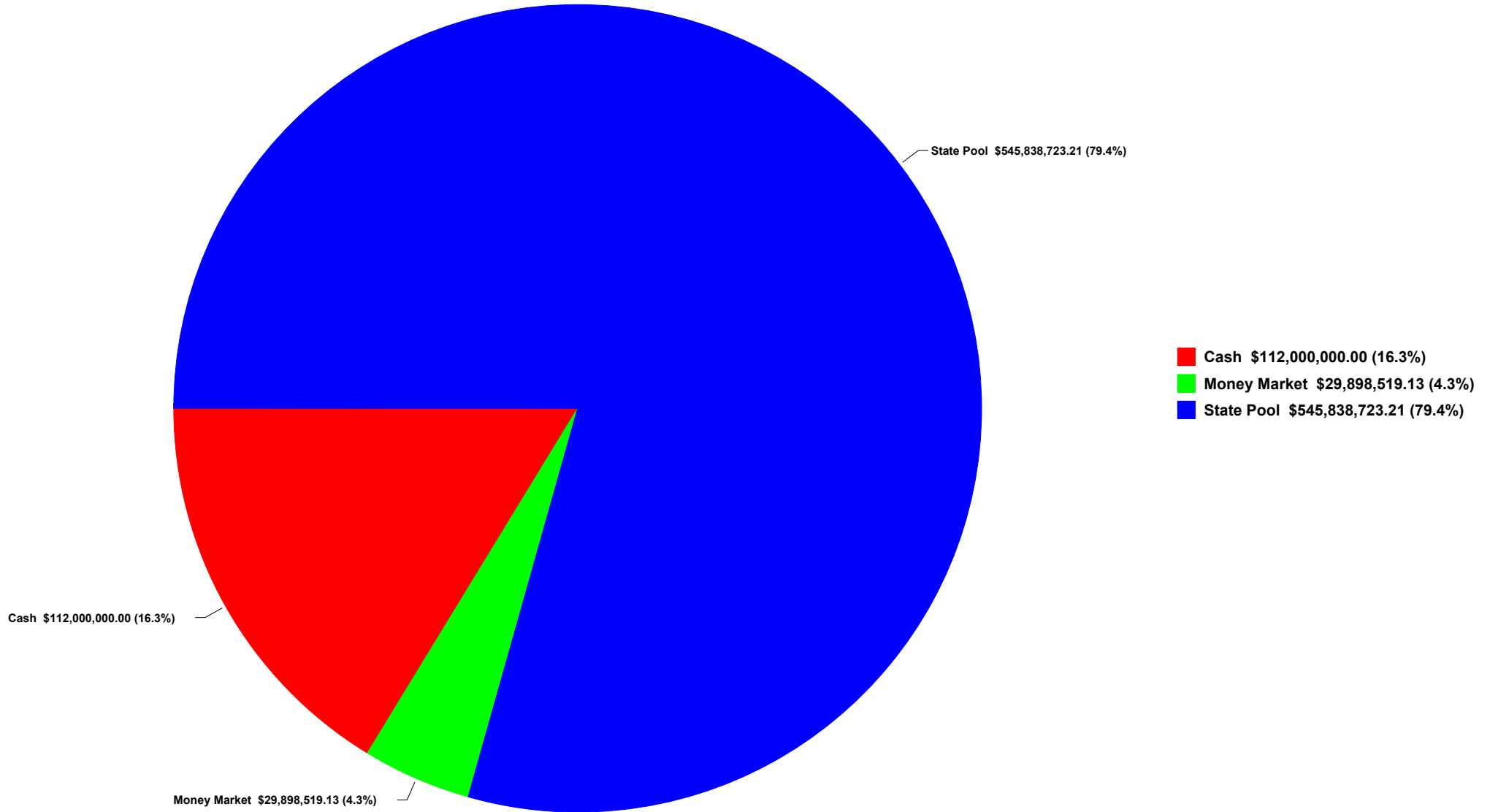
CUSIP	Invest Number	Security Description	Invest Class	Purchase Date	Call Date	Purchase Institut	Safe/Keep Institut	Issuing Institut	Yield Matur	Yield Call	Original Unit Cost	Original Par Val/Shares	Original Princ/Cost	Orig Prem Discount	Ending Unit Price	Ending Par Val/Shares	Ending Amor Val/Cost	Unamor Prem/Dscnt
Cash																		
MB45-U S Bank	AR-0078	Balance Account		06/20/23	01/31/24	2700	None	2700	5.4000	5.4000	1.000000	112,000,000.00	112,000,000.00	0.00	1.000000	112,000,000.00	112,000,000.00	0.00
Cash Total									5.4000	5.4000	1.000000	112,000,000.00	112,000,000.00	0.00	1.000000	112,000,000.00	112,000,000.00	0.00
Money Market																		
Cadence-Money Market Accts	AR-0058	Money Market		01/31/21	Open	101	None	101	0.2500	0.2500	1.000000	210,194,488.52	210,194,488.52	0.00	1.000000	29,898,519.13	29,898,519.13	0.00
Money Market Total									0.2500	0.2500	1.000000	210,194,488.52	210,194,488.52	0.00	1.000000	29,898,519.13	29,898,519.13	0.00
State Pool																		
MB02-MBIA General	AR-0015	State Pool		11/01/08	Open	2000	None	2000	5.4752	5.4752	1.000000	17,374,917.83	17,374,917.83	0.00	1.000000	67,134,369.90	67,134,369.90	0.00
MB03-MBIA Road & Bridge	AR-0016	State Pool		11/01/08	Open	2000	None	2000	5.4752	5.4752	1.000000	2,856,438.24	2,856,438.24	0.00	1.000000	3,575,939.34	3,575,939.34	0.00
MB04-MBIA Drainage	AR-0017	State Pool		11/01/08	Open	2000	None	2000	5.4752	5.4752	1.000000	1,267,218.21	1,267,218.21	0.00	1.000000	6,029,162.94	6,029,162.94	0.00
MB06-MBIA Toll Rd. Operations	AR-0019	State Pool		11/01/08	Open	2000	None	2000	5.4752	5.4752	1.000000	3,143,377.27	3,143,377.27	0.00	1.000000	98,039,860.32	98,039,860.32	0.00
TT00-TX TERM General	AR-0022	State Pool		11/01/08	Open	2005	None	2005	5.3300	5.3300	1.000000	10,006,437.87	10,006,437.87	0.00	1.000000	1,125.10	1,125.10	0.00
TT02-TX TERM Toll Rd. Operation	AR-0024	State Pool		11/01/08	Open	2005	None	2005	5.3300	5.3300	0.000000	0.00	0.00	0.00	1.000000	1,123.79	1,123.79	0.00
TT04-TX TERM Road & Bridge	AR-0026	State Pool		11/01/08	Open	2005	None	2005	5.3300	5.3300	1.000000	10,463.28	10,463.28	0.00	1.000000	1,121.75	1,121.75	0.00
TT05-TX TERM Drainage	AR-0027	State Pool		11/01/08	Open	2005	None	2005	5.3300	5.3300	1.000000	109,774.61	109,774.61	0.00	1.000000	372.14	372.14	0.00
LOG1-Logic- General	AR-0028	State Pool		11/10/08	Open	200	None	200	5.4721	5.4721	1.000000	10,000,000.00	10,000,000.00	0.00	1.000000	31,138,899.94	31,138,899.94	0.00
LOG2-Logic-Toll Rd.Operations	AR-0029	State Pool		11/10/08	Open	200	None	200	5.4721	5.4721	1.000000	2,000,000.00	2,000,000.00	0.00	1.000000	14,220,403.91	14,220,403.91	0.00
LOG5-Logic-Drainage	AR-0032	State Pool		11/10/08	Open	200	None	200	5.4721	5.4721	1.000000	500,000.00	500,000.00	0.00	1.000000	979,620.38	979,620.38	0.00
LOG8-Logic-Road & Bridge	AR-0035	State Pool		11/10/08	Open	200	None	200	5.4721	5.4721	1.000000	1,000,000.00	1,000,000.00	0.00	1.000000	3,364,917.86	3,364,917.86	0.00
MB12-MBIA ESD 100 AGREEMENT	AR-0041	State Pool		08/31/16	Open	2000	None	2000	5.4752	5.4752	1.000000	3,900,000.00	3,900,000.00	0.00	1.000000	13,044,455.84	13,044,455.84	0.00
MB13-MBIA ASSISTANCE DIST #1	AR-0042	State Pool		08/31/16	Open	2000	None	2000	5.4752	5.4752	1.000000	10,000,000.00	10,000,000.00	0.00	1.000000	16,375,932.87	16,375,932.87	0.00
MB14-MBIA GR PARKWAY OPERATIONS	AR-0043	State Pool		08/31/16	Open	2000	None	2000	5.4752	5.4752	1.000000	8,500,000.00	8,500,000.00	0.00	1.000000	70,859,482.93	70,859,482.93	0.00
LO10-LOGIC-COUNTY'S CARE ACT	AR-0047	State Pool		05/12/20	Open	200	None	200	5.4721	5.4721	1.000000	67,000,000.00	67,000,000.00	0.00	1.000000	1,605,484.12	1,605,484.12	0.00
MB18-MBIA COUNTY'S CARES ACT	AR-0048	State Pool		05/12/20	Open	2000	None	2000	5.4752	5.4752	1.000000	67,000,000.00	67,000,000.00	0.00	1.000000	48,349,184.50	48,349,184.50	0.00
MB19-MBIA FBC ASSIST. DIST. #2	AR-0049	State Pool		05/13/20	Open	2000	None	2000	5.4752	5.4752	1.000000	2,500,000.00	2,500,000.00	0.00	1.000000	11,193,835.08	11,193,835.08	0.00
MB20- MBIA FBC ASSIST. DIST. #4	AR-0050	State Pool		05/13/20	Open	2000	None	2000	5.4752	5.4752	1.000000	1,250,000.00	1,250,000.00	0.00	1.000000	2,691,225.50	2,691,225.50	0.00
MB21-MBIA FBC ASSIST. DIST. #6	AR-0051	State Pool		05/13/20	Open	2000	None	2000	5.4752	5.4752	1.000000	2,000,000.00	2,000,000.00	0.00	1.000000	4,037,747.59	4,037,747.59	0.00
MB23-MBIA JUVENILE	AR-0053	State Pool		05/13/20	Open	2000	None	2000	5.4752	5.4752	1.000000	8,000,000.00	8,000,000.00	0.00	1.000000	5,583,447.90	5,583,447.90	0.00
MB24-MBIA DEBT SERVICE	AR-0054	State Pool		05/13/20	Open	2000	None	2000	5.4752	5.4752	1.000000	21,000,000.00	21,000,000.00	0.00	1.000000	11,188,681.49	11,188,681.49	0.00
MB25-MBIA DRAINAGE DEBT SERVICE	AR-0055	State Pool		05/13/20	Open	2000	None	2000	5.4752	5.4752	1.000000	1,000,000.00	1,000,000.00	0.00	1.000000	4,230,943.21	4,230,943.21	0.00
MB26-FACILITIES BOND 2018	AR-0056	State Pool		05/13/20	Open	2000	None	2000	5.4752	5.4752	1.000000	14,000,000.00	14,000,000.00	0.00	1.000000	1,954,956.47	1,954,956.47	0.00
MB27-MBIA TX HERITAGE PARKWAY	AR-0057	State Pool		05/13/20	Open	2000	None	2000	5.4752	5.4752	1.000000	17,000,000.00	17,000,000.00	0.00	1.000000	518,936.60	518,936.60	0.00
MB28-MBIA GRAND PARKWAY 2021	AR-0059	State Pool		08/02/21	Open	2000	None	2000	5.4752	5.4752	1.000000	25,000,000.00	25,000,000.00	0.00	1.000000	3,326,585.28	3,326,585.28	0.00
MB29-MBIA SR LIEN TOLL RD 2021	AR-0060	State Pool		08/02/21	Open	2000	None	2000	5.4752	5.4752	1.000000	68,000,000.00	68,000,000.00	0.00	1.000000	28,919,431.57	28,919,431.57	0.00
MB30-MBIA FLOOD PRO DRAINAGE 20	AR-0061	State Pool		08/02/21	Open	2000	None	2000	5.4752	5.4752	1.000000	10,000,000.00	10,000,000.00	0.00	1.000000	14,782,217.87	14,782,217.87	0.00
MB31-MBIA FBC ASSIST DIST #9	AR-0062	State Pool		03/11/22	Open	2000	None	2000	5.4752	5.4752	1.000000	2,000,000.00	2,000,000.00	0.00	1.000000	3,963,870.74	3,963,870.74	0.00
MB32-MBIA FBC ASSIST DIST #11	AR-0063	State Pool		03/11/22	Open	2000	None	2000	5.3245	5.3245	1.000000	3,000,000.00	3,000,000.00	0.00	1.000000	8,496,496.08	8,496,496.08	0.00
MB36-MBIA FEE OFFICER	AR-0065	State Pool		03/14/22	Open	2000	None	2000	5.4752	5.4752	1.000000	3,000,000.00	3,000,000.00	0.00	1.000000	1,306,059.40	1,306,059.40	0.00
MB37-MBIA FBC ASSIST DIST #7	AR-0066	State Pool		03/14/22	Open	2000	None	2000	5.4752	5.4752	1.000000	1,000,000.00	1,000,000.00	0.00	1.000000	2,553,217.07	2,553,217.07	0.00
MB38-MBIA 2020A FBC TAX NOTE	AR-0067	State Pool		03/14/22	Open	2000	None	2000	5.4752	5.4752	1.000000	2,000,000.00	2,000,000.00	0.00	1.000000	1,191,940.23	1,191,940.23	0.00
MB39-MBIA 2022 TAX NOTE	AR-0072	State Pool		12/16/22	Open	2000	None	2000	5.4752	5.4752	0.000000	0.00	0.00	0.00	1.000000	26,654,623.53	26,654,623.53	0.00
MB40-MBIA FBC ASSIST DIST #22	AR-0073	State Pool		12/16/22	Open	2000	None	2000	5.4752	5.4752	1.000000	1,000,000.00	1,000,000.00	0.00	1.000000	1,289,276.49	1,289,276.49	0.00
MB41-MBIA FUND440 CSCD	AR-0074	State Pool		12/16/22	Open	2000	None	2000	5.4752	5.4752	1.000000	4,000,000.00	4,000,000.00	0.00	1.000000	4,459,132.59	4,459,132.59	0.00
MB42-MBIA FBC ASSIST DIST #10	AR-0075	State Pool		12/16/22	Open	2000	None	2000	5.4752	5.4752	1.000000	500,000.00	500,000.00	0.00	1.000000	1,181,532.83	1,181,532.83	0.00
MB43-MBIA LATERAL ROAD	AR-0076	State Pool		12/16/22	Open	2000	None	2000	5.4752	5.4752	1.000000	1,000,000.00	1,000,000.00	0.00	1.000000	1,392,991.65	1,392,991.65	0.00
MB44-MBIA COUNTY LAW LIBRARY	AR-0077	State Pool		12/16/22	Open	2000	None	2000	5.4752	5.4752	1.000000	1,000,000.00	1,000,000.00	0.00	1.000000	1,136,600.94	1,136,600.94	0.00
LO13-Logic-2023 MOBILITY PROJ	AR-0079	State Pool		08/09/23	Open	200	None	200	5.4721	5.4721	1.000000	20,000,000.00	20,000,000.00	0.00	1.000000	16,383,383.80	16,383,383.80	0.00
LO14-LOCIG-2023 CERT OF OB	AR-0080	State Pool		08/09/23	Open	200	None	200	5.4721	5.4721	1.000000	8,000,000.00	8,000,000.00	0.00	1.000000	7,017,387.00	7,017,387.00	0.00
MB45-MBIA ASSIST. DISTRICT #5	AR-0081	State Pool		08/17/23	Open	2000	None	2000	5.4752	5.4752	1.000000	600,000.00	600,000.00	0.00	1.000000	601,353.41	601,353.41	0.00
MB46-MBIA ALIANA MGMT DIST AGRE	AR-0082	State Pool		08/17/23	Open	2000	None	2000	5.4752	5.4752	1.000000	500,000.00	500,000.00	0.00	1.000000	501,127.84	501,127.84	0.00
MB47-MBIA ASSET FORF TASK STATE	AR-0083	State Pool		08/17/23	Open	2000	None	2000	5.4752	5.4752	1.000000	3,000,000.00	3,000,000.00	0.00	1.000000	3,006,767.07	3,006,767.07	0.00
MB48-MBIA DA ASSET FORF.STATE	AR-0084	State Pool		08/17/23	Open	2000	None	2000	5.4752	5.4752	1.000000	850,000.00	850,000.00	0.00	1.000000	851,917.34	851,917.34	0.00
MB49-FBC ASSIST. DIST #16	AR-0085	State Pool		08/17/23	Open	2000	None	2000	5.4752	5.4752	1.000000	700,000.00	700,000.00					

Open Investments

Ft. Bend County

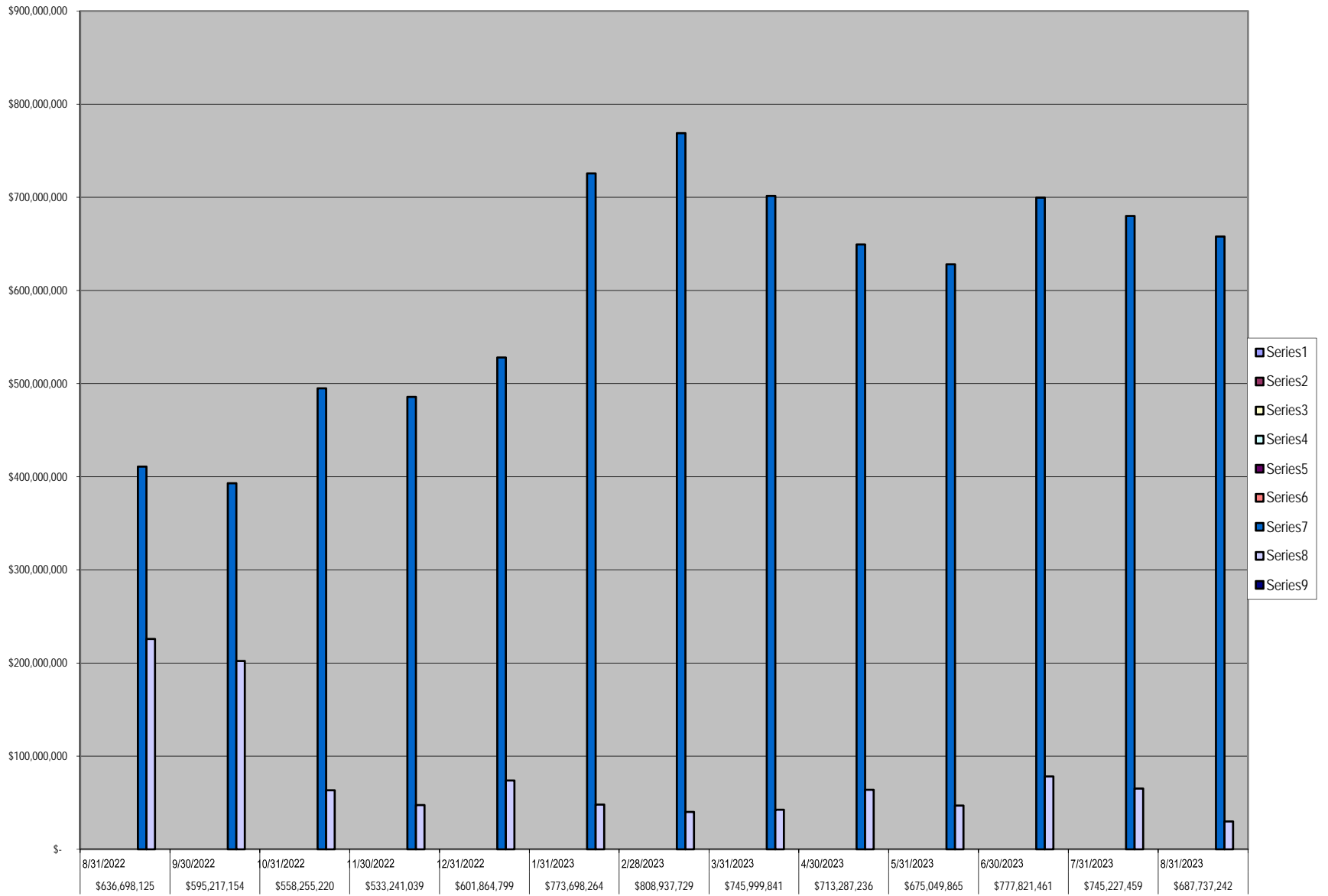
Effective Interest - Actual Life
Receipts in Period
08/31/23

Showing Ending Par Val/Shares: \$687,737,242.34



FBC INVESTMENT TRAILING 12 MONTHS

Open		FARMERS													
Investments		MAC DN	FFCB	FHLB	FHLMC	FNMA	FNMA	DISCOUNT	NOTE	State Pool	Cadence Money	Market	Cadence -	Invst. Acct.	
\$ 636,698,125	8/31/2022	\$ -	\$ -	\$ -	\$ -	\$ -	\$ -	\$ -	\$ -	\$ 410,882,058	\$ 225,816,067	\$ -	\$ -		
\$ 595,217,154	9/30/2022	\$ -	\$ -	\$ -	\$ -	\$ -	\$ -	\$ -	\$ -	\$ 393,060,351	\$ 202,156,803	\$ -	\$ -		
\$ 558,255,220	10/31/2022	\$ -	\$ -	\$ -	\$ -	\$ -	\$ -	\$ -	\$ -	\$ 494,855,306	\$ 63,399,914	\$ -	\$ -		
\$ 533,241,039	11/30/2022	\$ -	\$ -	\$ -	\$ -	\$ -	\$ -	\$ -	\$ -	\$ 485,750,997	\$ 47,490,042	\$ -	\$ -		
\$ 601,864,799	12/31/2022	\$ -	\$ -	\$ -	\$ -	\$ -	\$ -	\$ -	\$ -	\$ 528,014,669	\$ 73,850,130	\$ -	\$ -		
\$ 773,698,264	1/31/2023	\$ -	\$ -	\$ -	\$ -	\$ -	\$ -	\$ -	\$ -	\$ 725,661,993	\$ 48,036,271	\$ -	\$ -		
\$ 808,937,729	2/28/2023	\$ -	\$ -	\$ -	\$ -	\$ -	\$ -	\$ -	\$ -	\$ 768,858,884	\$ 40,078,845	\$ -	\$ -		
\$ 745,999,841	3/31/2023	\$ -	\$ -	\$ -	\$ -	\$ -	\$ -	\$ -	\$ -	\$ 701,517,667	\$ 42,482,174	\$ -	\$ -		
\$ 713,287,236	4/30/2023	\$ -	\$ -	\$ -	\$ -	\$ -	\$ -	\$ -	\$ -	\$ 649,360,392	\$ 63,926,844	\$ -	\$ -		
\$ 675,049,865	5/31/2023	\$ -	\$ -	\$ -	\$ -	\$ -	\$ -	\$ -	\$ -	\$ 628,079,297	\$ 46,970,568	\$ -	\$ -		
\$ 777,821,461	6/30/2023	\$ -	\$ -	\$ -	\$ -	\$ -	\$ -	\$ -	\$ -	\$ 699,603,965	\$ 78,217,496	\$ -	\$ -		
\$ 745,227,459	7/31/2023	\$ -	\$ -	\$ -	\$ -	\$ -	\$ -	\$ -	\$ -	\$ 679,971,840	\$ 65,255,619	\$ -	\$ -		
\$ 687,737,242	8/31/2023	\$ -	\$ -	\$ -	\$ -	\$ -	\$ -	\$ -	\$ -	\$ 657,838,723	\$ 29,898,519	\$ -	\$ -		





08/01/2023

To Whom It May Concern, In accordance with Cadence Bank's Depository Bid, the interest rate for the month of August 2023 is a fixed rate of 0.25% for all Fort Bend County interest-bearing accounts.

Sincerely,

A handwritten signature in black ink, appearing to read "Cleathon Sanders", is written over a light blue horizontal line.

Cleathon Sanders
Client Support Partner
Treasury Management Customer Support
Cadence Bank



Texas CLASS

Texas CLASS AVERAGE MONTHLY YIELD: 5.4752%

Date	Dividend Rate	Daily Yield
08/01/2023	0.000149273	5.4485%
08/02/2023	0.000149387	5.4526%
08/03/2023	0.000149520	5.4574%
08/04/2023	0.000449100	5.4640%
08/05/2023	0.000000000	5.4640%
08/06/2023	0.000000000	5.4640%
08/07/2023	0.000149825	5.4686%
08/08/2023	0.000149734	5.4653%
08/09/2023	0.000149847	5.4693%
08/10/2023	0.000149846	5.4694%
08/11/2023	0.000449496	5.4689%
08/12/2023	0.000000000	5.4689%
08/13/2023	0.000000000	5.4689%
08/14/2023	0.000150225	5.4832%
08/15/2023	0.000150178	5.4815%
08/16/2023	0.000150324	5.4868%
08/17/2023	0.000150366	5.4884%
08/18/2023	0.000450405	5.4799%
08/19/2023	0.000000000	5.4799%
08/20/2023	0.000000000	5.4799%
08/21/2023	0.000150334	5.4872%
08/22/2023	0.000150261	5.4847%
08/23/2023	0.000150273	5.4850%
08/24/2023	0.000150265	5.4847%
08/25/2023	0.000450411	5.4800%
08/26/2023	0.000000000	5.4800%
08/27/2023	0.000000000	5.4800%
08/28/2023	0.000149978	5.4742%
08/29/2023	0.000150265	5.4847%
08/30/2023	0.000150416	5.4902%
08/31/2023	0.000150478	5.4924%

Performance results are shown net of all fees and expenses and reflect the reinvestment of dividends and other earnings. Many factors affect performance including changes in market conditions and interest rates and in response to other economic, political, or financial developments. Investment involves risk including the possible loss of principal. No assurance can be given that the performance objectives of a given strategy will be achieved. **Past performance is no guarantee of future results. Any financial and/or investment decision may incur losses.**

Tel: (800) 707-6242

<https://www.texasclass.com/>



August 31, 2023

TexasDAILY

Current Yield¹: 5.36%

Historical Rates Monthly Distribution Yields²

	2013	2014	2015	2016	2017	2018	2019	2020	2021	2022	2023
January	0.12%	0.04%	0.07%	0.35%	0.58%	1.34%	2.40%	1.61%	0.07%	0.02%	4.36%
February	0.10%	0.04%	0.08%	0.39%	0.59%	1.40%	2.40%	1.58%	0.05%	0.02%	4.57%
March	0.10%	0.04%	0.09%	0.41%	0.66%	1.50%	2.41%	1.20%	0.05%	0.14%	4.70%
April	0.08%	0.04%	0.09%	0.42%	0.75%	1.65%	2.42%	0.83%	0.05%	0.30%	4.86%
May	0.08%	0.04%	0.09%	0.43%	0.76%	1.75%	2.41%	0.41%	0.04%	0.68%	5.04%
June	0.05%	0.04%	0.09%	0.44%	0.85%	1.85%	2.41%	0.24%	0.03%	1.00%	5.11%
July	0.05%	0.05%	0.10%	0.45%	0.96%	1.96%	2.38%	0.22%	0.02%	1.49%	5.15%
August	0.05%	0.06%	0.11%	0.47%	1.00%	1.99%	2.21%	0.16%	0.02%	2.11%	5.33%
September	0.05%	0.06%	0.13%	0.50%	1.03%	2.03%	2.15%	0.14%	0.02%	2.43%	
October	0.04%	0.06%	0.15%	0.47%	1.05%	2.15%	1.97%	0.12%	0.02%	3.04%	
November	0.04%	0.06%	0.15%	0.45%	1.09%	2.21%	1.74%	0.10%	0.02%	3.65%	
December	0.04%	0.07%	0.23%	0.50%	1.21%	2.32%	1.66%	0.09%	0.02%	4.13%	

**Call toll-free
1-866-839-8376**

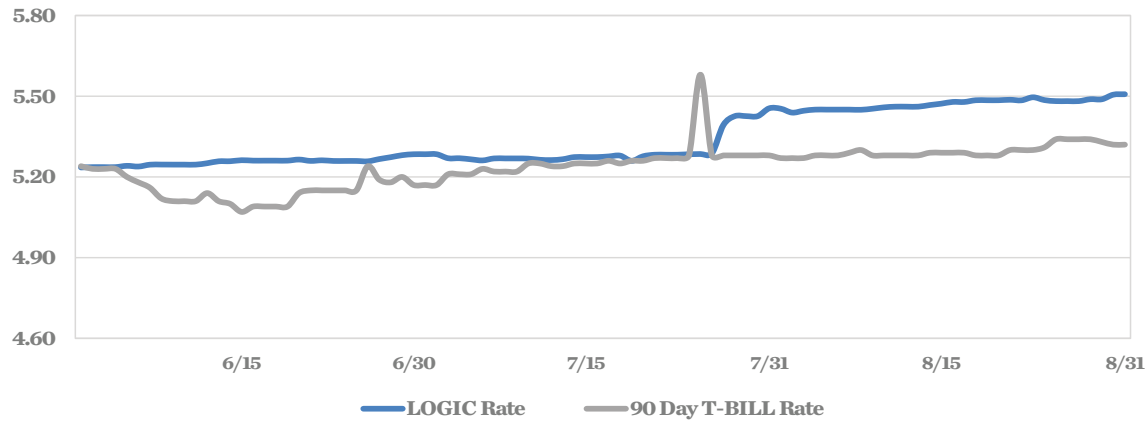
Past performance is not indicative of future results and yields may vary.

(1) The current yield, which is also known as the current annualized yield or current seven-day yield, represents the net change, exclusive of capital changes and income other than investment income, in the value of a hypothetical account with a balance of one share (normally \$1.00 per share) over a seven-day base period expressed as a percentage of the value of one share at the beginning of the seven-day period. This resulting net change in account value is then annualized by multiplying it by 365 and dividing the result by 7. The yields shown may reflect fee waivers by service providers that subsidize and reduce the total operating expenses of the TexasDAILY portfolio. Portfolio yields would be lower if there were no such waivers.

(2) The monthly distribution yield represents the sum of a month's one-day allocation factors divided by the number of days in that month, and multiplied by 365. The yields shown may reflect fee waivers by service providers that subsidize and reduce the total operating expenses of the TexasDAILY portfolio. Portfolio yields would be lower if there were no such waivers.

This information is for institutional investors, not for further distribution to retail investors, and does not represent an offer to sell or a solicitation of an offer to buy or sell any fund or other security. Investors should consider the Texas Range Investment Program's (the "Program's") investment objectives, risks, charges and expenses before investing. This and other information about the Program is available in the Program's Information Statement, which should be read carefully before investing. A copy of the Program's Information Statement may be obtained by calling 1-866-839-8376 or is available on the Program's website at www.texas-range.com. While TexasDAILY and TexasDAILY Select seek to maintain a stable net asset value of \$1.00 per share and TexasTERM seeks to achieve a net asset value of \$1.00 per share at its stated maturity, it is possible to lose money investing in the Program. An investment in the Program is not insured or guaranteed by the Federal Deposit Insurance Corporation or any other governmental agency. Shares of the Program are distributed by **PFM Fund Distributors, Inc.**, member Financial Industry Regulatory Authority (FINRA) (www.finra.org) and Securities Investor Protection Corporation (SIPC) (www.sipc.org). PFM Fund Distributors, Inc. is an affiliate of PFM Asset Management LLC.

LOGIC VERSUS 90-DAY TREASURY BILL



This material is for information purposes only. This information does not represent an offer to buy or sell a security. The above rate information is obtained from sources that are believed to be reliable; however, its accuracy or completeness may be subject to change. The LOGIC management fee may be waived in full or in part at the discretion of the LOGIC co-administrators and the LOGIC rate for the period shown reflects waiver of fees. This table represents historical investment performance/return to the customer, net of fees, and is not an indication of future performance. An investment in the security is not insured or guaranteed by the Federal Deposit Insurance Corporation or any other government agency. Although the issuer seeks to preserve the value of an investment of \$1.00 per share, it is possible to lose money by investing in the security. Information about these and other program details are in the fund's Information Statement which should be read carefully before investing. The yield on the 90-Day Treasury Bill ("T-Bill Yield") is shown for comparative purposes only. When comparing the investment returns of the LOGIC pool to the T-Bill Yield, you should know that the LOGIC pool consists of allocations of specific diversified securities as detailed in the respective Information Statements. The T-Bill Yield is taken from Bloomberg Finance L.P. and represents the daily closing yield on the then current 90-Day T-Bill. The LOGIC yield is calculated in accordance with regulations governing the registration of open-end management investment companies under the Investment Company Act of 1940 as promulgated from time to time by the federal Securities and Exchange Commission.

DAILY SUMMARY FOR AUGUST 2023

DATE	MNY MKT FUND EQUIV. [SEC Std.]	DAILY ALLOCATION FACTOR	INVESTED BALANCE	MARKET VALUE PER SHARE	WAM DAYS (1)	WAL DAYS (2)
8/1/2023	5.4540%	0.000149425	\$10,191,963,107.75	0.999870	30	75
8/2/2023	5.4394%	0.000149026	\$10,207,974,714.63	0.999882	30	74
8/3/2023	5.4463%	0.000149215	\$10,207,551,040.28	0.999884	30	75
8/4/2023	5.4505%	0.000149330	\$10,124,090,277.87	0.999691	30	74
8/5/2023	5.4505%	0.000149330	\$10,124,090,277.87	0.999691	30	74
8/6/2023	5.4505%	0.000149330	\$10,124,090,277.87	0.999691	30	74
8/7/2023	5.4505%	0.000149329	\$10,147,494,639.30	0.999893	30	73
8/8/2023	5.4499%	0.000149313	\$10,153,547,525.34	0.999899	30	73
8/9/2023	5.4538%	0.000149419	\$10,109,193,928.09	0.999900	30	73
8/10/2023	5.4589%	0.000149559	\$10,209,726,251.72	0.999905	32	75
8/11/2023	5.4615%	0.000149629	\$10,153,969,837.84	0.999722	31	73
8/12/2023	5.4615%	0.000149629	\$10,153,969,837.84	0.999722	31	73
8/13/2023	5.4615%	0.000149629	\$10,153,969,837.84	0.999722	31	73
8/14/2023	5.4675%	0.000149795	\$10,123,643,731.68	0.999922	34	76
8/15/2023	5.4726%	0.000149934	\$10,005,859,525.87	0.999918	35	77
8/16/2023	5.4791%	0.000150112	\$10,016,173,792.99	0.999933	35	77
8/17/2023	5.4789%	0.000150108	\$10,044,396,779.06	0.999934	35	76
8/18/2023	5.4854%	0.000150286	\$10,023,954,064.08	0.999746	33	74
8/19/2023	5.4854%	0.000150286	\$10,023,954,064.08	0.999746	33	74
8/20/2023	5.4854%	0.000150286	\$10,023,954,064.08	0.999746	33	74
8/21/2023	5.4871%	0.000150332	\$10,054,258,010.01	0.999946	33	73
8/22/2023	5.4851%	0.000150278	\$10,312,174,848.10	0.999938	32	73
8/23/2023	5.4964%	0.000150586	\$10,391,948,255.06	0.999953	31	73
8/24/2023	5.4859%	0.000150298	\$10,551,851,389.74	0.999955	30	73
8/25/2023	5.4821%	0.000150194	\$10,653,193,336.79	0.999761	32	73
8/26/2023	5.4821%	0.000150194	\$10,653,193,336.79	0.999761	32	73
8/27/2023	5.4821%	0.000150194	\$10,653,193,336.79	0.999761	32	73
8/28/2023	5.4892%	0.000150388	\$10,697,714,424.67	0.999940	32	73
8/29/2023	5.4889%	0.000150381	\$10,665,125,312.02	0.999947	32	74
8/30/2023	5.5061%	0.000150852	\$10,615,285,845.43	0.999971	35	79
8/31/2023	5.5077%	0.000150896	\$10,680,710,251.18	0.999985	35	79
Average	5.4721%	0.000149921	\$10,266,200,513.63		32	74

**QUESTIONS?**

If you have any questions regarding your account or this statement, please contact your Administrator.

MARQUES MCNIESE
CN-OH-W5IT
CN-OH-W5IT
425 WALNUT STREET
CINCINNATI OH 45202
Phone 513-632-4147
E-mail marques.mcniese@usbank.com

Portfolio Manager:
TS CIN RC #3 - AUTO
CN-OH-W6TC

FORT BEND COUNTY**This statement is for the period from August 1, 2023 to August 31, 2023**

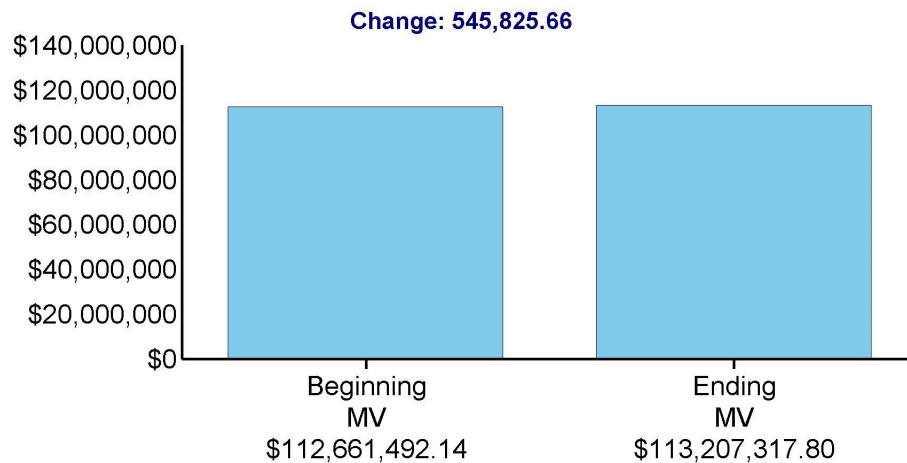
00001524 04 SP 000638546874410 P
FORT BEND COUNTY
309 S FOURTH ST, SUITE 514
P.O. BOX 1202
RICHMOND, TX 77406



FORT BEND COUNTY

MARKET VALUE SUMMARY

	Current Period 08/01/23 to 08/31/23
Beginning Market Value	\$112,661,492.14
Taxable Interest	176,133.37
Change in Investment Value	362,139.81
Change in Accrued Income	7,552.48
Ending Market Value	\$113,207,317.80





FORT BEND COUNTY

Page 2 of 9
August 1, 2023 to August 31, 2023**ASSET SUMMARY**

Assets	Current Period Market Value	% of Total	Estimated Annual Income
Cash & Equivalents	113,199,570.58	100.00	6,391,499.52
Accrued Income	7,747.22	0.00	
Total Market Value	\$113,207,317.80	100.00	\$6,391,499.52



FORT BEND COUNTY

Page 3 of 9
August 1, 2023 to August 31, 2023

INCOME SUMMARY

	Income Received Current Period
Taxable Interest	176,133.37
Total Current Period Income	\$176,133.37



FORT BEND COUNTY

Page 4 of 9
August 1, 2023 to August 31, 2023

CASH SUMMARY

	Principal Cash	Income Cash	Total Cash
Beginning Cash 08/01/2023	-\$32,530.64	\$32,530.64	\$0.00
Taxable Interest		176,133.37	176,133.37
Purchases	-20,807,041.93		-20,807,041.93
Sales	20,599,061.39		20,599,061.39
Net Money Market Activity	31,847.17		31,847.17
Ending Cash 08/31/2023	-\$208,664.01	\$208,664.01	\$0.00



FORT BEND COUNTY

Page 5 of 9
August 1, 2023 to August 31, 2023

ASSET DETAIL

Security Description

Shares/Face Amt	Price	Market Value	Tax Cost	Unrealized Gain/Loss	Percent of Total Portfolio	Estimated Annual Income	Estimated Current Yield	Accrued Income
Cash & Equivalents								
Cash/Money Market								
Australia New Zealand Bkg C P - 05253CYW0 11/30/2023								
10,000,000.000	98.6250	9,862,500.00	9,757,777.78	104,722.22	8.7	552,569.44	5.60	0.00
Bedford Row Fdg Corp Disc Coml C P - 07644BZJ4 12/18/2023								
8,700,000.000	98.3260	8,554,362.00	8,463,408.33	90,953.67	7.6	485,145.84	5.67	0.00
Columbia Fdg Co LLC Disc Coml C P - 19767DW83 09/08/2023								
10,000,000.000	99.8970	9,989,700.00	9,883,000.00	106,700.00	8.8	547,500.00	5.48	0.00
First American Government - 31846V567 Oblig Fd Cl Z #3676								
18,069.980	1.0000	18,069.98	18,069.98	0.00	0.0	941.60	5.21	7,747.22
Gta Fdg LLC Disc Coml Paper C P - 40060XYH7 11/17/2023								
8,700,000.000	98.8240	8,597,688.00	8,504,356.33	93,331.67	7.6	482,499.59	5.61	0.00
Gta Fdg LLC Disc Coml Paper C P - 40060XZL7 12/20/2023								
10,000,000.000	98.2950	9,829,500.00	9,724,500.00	105,000.00	8.7	558,652.78	5.68	0.00
Liberty Str Fdg LLC Disc Coml C P - 53127TA52 01/05/2024								
8,700,000.000	98.0190	8,527,653.00	8,439,957.00	87,696.00	7.5	484,263.75	5.68	0.00
Mufg Bk Ltd N Y Brh Disc C P - 62479LAJ4 01/18/2024								
10,000,000.000	97.8150	9,781,500.00	9,679,166.66	102,333.34	8.6	557,638.90	5.70	0.00
Mufg Bk Ltd N Y Brh Disc C P - 62479MXP3 10/23/2023								
8,700,000.000	99.2160	8,631,792.00	8,539,021.00	92,771.00	7.6	481,617.50	5.58	0.00



FORT BEND COUNTY

Page 6 of 9
August 1, 2023 to August 31, 2023**ASSET DETAIL (continued)****Security Description**

Shares/Face Amt	Price	Market Value	Tax Cost	Unrealized Gain/Loss	Percent of Total Portfolio	Estimated Annual Income	Estimated Current Yield	Accrued Income
National Bk Cda Disc Coml C P - 63307LBL4 02/20/2024								
10,290,000.000	97.2580	10,007,848.20	10,009,883.33	-2,035.13	8.8	584,243.34	5.84	0.00
Royal Bk Cda Disc Coml Paper C P - 78009ABS2 02/26/2024								
11,120,000.000	97.1620	10,804,414.40	10,797,158.60	7,255.80	9.5	623,476.78	5.77	0.00
Sumitomo Mitsui Tr Bk Ltd Nyc P - 86563HWN6 09/22/2023								
8,700,000.000	99.6890	8,672,943.00	8,579,940.00	93,003.00	7.7	476,325.00	5.49	0.00
Toyota Cr De Puerto Rico Inc C P - 8923A1XP1 10/23/2023								
10,000,000.000	99.2160	9,921,600.00	9,812,425.00	109,175.00	8.8	556,625.00	5.61	0.00
Total Cash/Money Market		\$113,199,570.58	\$112,208,664.01	\$990,906.57	100.0	\$6,391,499.52		\$7,747.22

Cash

Principal Cash	-208,664.01	-208,664.01	-0.2
----------------	-------------	-------------	------



FORT BEND COUNTY

Page 7 of 9
August 1, 2023 to August 31, 2023**ASSET DETAIL (continued)****Security Description**

Shares/Face Amt	Price	Market Value	Tax Cost	Unrealized Gain/Loss	Percent of Total Portfolio	Estimated Annual Income	Estimated Current Yield	Accrued Income
Income Cash		208,664.01	208,664.01		0.2			
Total Cash		\$0.00	\$0.00	\$0.00	0.0	\$0.00		\$0.00
Total Cash & Equivalents		\$113,199,570.58	\$112,208,664.01	\$990,906.57	100.0	\$6,391,499.52		\$7,747.22
Total Assets		\$113,199,570.58	\$112,208,664.01	\$990,906.57	100.0	\$6,391,499.52		\$7,747.22
Accrued Income		\$7,747.22	\$7,747.22		0.0			
Grand Total		\$113,207,317.80	\$112,216,411.23		100.0			

Estimated Current Yield

5.64

ASSET DETAIL MESSAGES

Time of trade execution and trading party (if not disclosed) will be provided upon request.

Publicly traded assets are valued in accordance with market quotations or valuation methodologies from financial industry services believed by us to be reliable. Assets that are not publicly traded may be reflected at values from other external sources. Assets for which a current value is not available may be reflected at a previous value or as not valued, at par value, or at a nominal value. Values shown do not necessarily reflect prices at which assets could be bought or sold. Values are updated based on internal policy and may be updated less frequently than statement generation.



FORT BEND COUNTY

Page 8 of 9
August 1, 2023 to August 31, 2023

TRANSACTION DETAIL

Date Posted	Activity	Description	Income Cash	Principal Cash	Tax Cost
Beginning Balance 08/01/2023			\$32,530.64	-\$32,530.64	\$112,032,530.64
08/01/23	Asset Income	Interest Earned On First Am Govt Ob Fd Cl Z Interest From 7/1/23 To 7/31/23	194.76		
08/17/23	Sale	Matured 10,775,000 Par Value Of Gta Fdg LLC Disc Coml C P 8/17/23 Trade Date 8/17/23 10,775,000 Par Value At 100 %		10,692,511.39	-10,692,511.39
08/17/23	Asset Income	Interest Earned On Gta Fdg LLC Disc Coml C P 8/17/23 10,775,000 Par Value At 100 %	82,488.61		
08/21/23	Purchase	Purchased 11,120,000 Par Value Of Royal Bk Cda Disc Coml C P 2/26/24 Trade Date 8/17/23 Purchased Through Rbc Capital Markets, LLC 11,120,000 Par Value At 97.09675 %		-10,797,158.60	10,797,158.60
08/28/23	Sale	Matured 10,000,000 Par Value Of Sumitomo Mitsui Tr Bk C P 8/28/23 Trade Date 8/28/23 10,000,000 Par Value At 100 %		9,906,550.00	-9,906,550.00
08/28/23	Asset Income	Interest Earned On Sumitomo Mitsui Tr Bk C P 8/28/23 10,000,000 Par Value At 100 %	93,450.00		
08/29/23	Purchase	Purchased 10,290,000 Par Value Of National Bk Cda Disc C P 2/20/24 Trade Date 8/29/23 Purchased Through BofA Securities, Inc./Fxd Inc Purchased On The OTC Bulletin Board 10,290,000 Par Value At 97.27777778 %		-10,009,883.33	10,009,883.33
	Purchase	Combined Purchases For The Period 8/ 1/23 - 8/31/23 Of First Am Govt Ob Fd Cl Z		-20,775,194.76	20,775,194.76
	Sale	Combined Sales For The Period 8/ 1/23 - 8/31/23 Of First Am Govt Ob Fd Cl Z		20,807,041.93	-20,807,041.93
Ending Balance 08/31/2023			\$208,664.01	-\$208,664.01	\$112,208,664.01



FORT BEND COUNTY

Page 9 of 9
August 1, 2023 to August 31, 2023

SALE/MATURITY SUMMARY

Settlement Date	Description	Tax Cost	Proceeds	Estimated Gain/Loss
Cash and Equivalents				
Gta Fdg LLC Disc Coml Paper C P				
08/17/2023				
40060XVH0				
08/17/23	Matured 10,775,000 Par Value Trade Date 8/17/23 10,775,000 Par Value At 100 %	-10,692,511.39	10,692,511.39	
Sumitomo Mitsui Tr Bk C P				
08/28/2023				
86564XVU5				
08/28/23	Matured 10,000,000 Par Value Trade Date 8/28/23 10,000,000 Par Value At 100 %	-9,906,550.00	9,906,550.00	
Total Cash and Equivalents		-\$20,599,061.39	\$20,599,061.39	\$0.00
Total Sales & Maturities		-\$20,599,061.39	\$20,599,061.39	\$0.00

SALE/MATURITY SUMMARY MESSAGES

Estimates should not be used for tax purposes

Cadence Bank
Money Market Accounts
August 31, 2023

FUND	DESCRIPTION	BEGINNING BALANCE	DEPOSITS	WITH- DRAWALS	INTEREST	ENDING BALANCE
100	General Operating	11,347,975.63	86,997,739.52	82,581,419.00	3,936.65	15,768,232.80
150	Juvenile Operations	159,527.05	1,441,541.44	1,580,250.38	62.38	20,880.49
155	Road & Bridge	135,409.10	2,287,435.73	2,310,891.86	76.56	112,029.53
160	Drainage District	39,312.95	697,605.27	727,664.72	22.65	9,276.15
165	Lateral Road	43,625.38	-	-	9.26	43,634.64
170	Statue Restoration	4,634.91	-	-	0.98	4,635.89
175	City Water Assistance	4,900.39	252.31	300.81	1.07	4,852.96
185	Entex Contributions	4.71	-	-	-	4.71
190	H L & P Assistance	33,933.75	-	1,887.54	6.96	32,053.17
195	County Law Library	164,837.33	44,144.44	141,081.96	24.38	67,924.19
200	Law Enforcement Academy	629,777.97	11,107.50	35,995.19	129.59	605,019.87
205	Surface Water Supply Corp.	8,376.81	-	-	1.78	8,378.59
206	Industrial Development Corp	799.70	-	-	0.17	799.87
207	FBC Historical Commission	3,820.02	-	-	0.81	3,820.83
215	Library Donations	111,719.03	1,084.57	16,592.92	21.47	96,232.15
225	FBC Asset Forfeiture-Task-State	2,309,466.40	803,915.11	3,032,178.49	316.50	81,519.52
235	Probate Court Training	177,033.88	975.02	-	37.65	178,046.55
245	Alert Program-Juvenile	55,995.30	-	-	11.89	56,007.19
255	D A Asset Forfeiture-Fed.	55.67	-	-	0.01	55.68
265	Gus George Memorial	4,711.46	-	-	1.00	4,712.46
280	Co.Atty.Supplemental Salary	190,648.17	-	6,509.29	39.71	184,178.59
290	VIT Interest (Tax Coll)	71,374.37	2,027.01	-	15.21	73,416.59
300	FBC Elections	253,202.33	76,909.66	1,778.59	58.97	328,392.37
310	Sheriff Ofc/Forfeiture-Assets-St.	688,175.90	-	19,298.73	142.89	669,020.06
315	Sheriff Ofc/Forfeiture-Assets-Fed.	10,577.09	-	-	2.25	10,579.34
320	Constable Pct. 2 F/A	0.01	-	-	-	0.01
322	Constable Pct 3 F/A	9,022.90	-	-	1.92	9,024.82
324	Constable Pct 1 F/A	0.76	-	-	-	0.76
332	Fire Marshal St. Ass't. Forfeiture	706.51	-	-	0.15	706.66
335	DA Asset Forfeiture.-State	927,086.80	-	861,747.62	108.42	65,447.60
360	Law Enforcement Training	116,494.36	-	6,396.69	24.06	110,121.73
390	Child Protective Service IV-E	203,897.98	-	3,732.91	42.91	200,207.98
402	Hope 3 Program Sales	61.19	-	-	0.01	61.20
410	Child Support IVD Reimb.	190,391.77	1,738.88	-	40.46	192,171.11

Cadence Bank
Money Market Accounts
August 31, 2023

415	Local Law Enf.Block Grant	79,058.47	-	28,520.79	12.74	50,550.42
440	Supervision	66,777.30	673,546.40	730,805.94	37.01	9,554.77
470	FBC Assist District #16	422,179.73	370,053.25	746,315.67	61.75	45,979.06
471	FBC Assist District #17	7,123.73	153.86	-	1.53	7,279.12
472	FBC Assist District #18	85,133.11	3,993.28	-	18.65	89,145.04
473	FBC Assist District #19	173,893.00	15,186.99	9,484.87	37.22	179,632.34
474	FBC Assist District #20	336,092.04	10,484.72	3,784.65	72.12	342,864.23
475	FBC Assist District #21	9,945.53	424.49	-	2.17	10,372.19
476	FBC Assist District #22	139,035.51	37,378.00	100,000.00	22.57	76,436.08
600/605	Debt Service Account	185,649.54	20,550,496.66	20,711,144.09	77.30	25,079.41
610	Drainage Debt Service	27,121.57	421,068.68	446,232.65	5.14	1,962.74
756	2018 Facilities Bond Projects	1,477.71	465,672.43	453,022.57	1.71	14,129.28
764	2020 Drainage Flood Projects	2,790.85	867,000.00	866,145.13	1.45	3,647.17
766	2020 Mobility - Tx Heritage Pkwy	32,398.11	-	-	6.88	32,404.99
768	2020A Tax Notes	3,665.43	-	-	0.78	3,666.21
773	FBC Tax Note 2022	2,465.27	985,000.00	984,033.77	0.74	3,432.24
775	Unlimited Tax Road Bonds	21,619,351.94	3,775,103.20	25,334,028.97	1,058.38	61,484.55
776	Certificates of Obligation	8,743,526.03	1,033,275.00	9,771,772.93	425.17	5,453.27
803	2021 FBC TRA Bond Projects	7,583.91	5,000,000.00	4,953,655.88	37.58	53,965.61
807	2021 Grand Pkwy Toll Rd Projects	19,752.47	690,000.00	692,193.89	7.41	17,565.99
810	Toll Road Operations	422,559.89	7,103,676.53	6,906,173.44	184.40	620,247.38
815	Grand Pkwy Toll Road Ops	493,499.35	12,421,756.82	12,438,245.43	53.15	477,063.89
860	EPI Center Enterprises	-	-	-	-	-
990	County's Cares Act	219,806.91	2,302,828.69	1,929,364.66	84.01	593,354.95
TREA	Treasurer's Account	1,221,631.58	11,988,847.96	13,210,479.54	75.90	75.90
INVE	FBC Investment Account	-	35,700,000.00	35,700,000.00	-	-
850M	Boon-Chapman Medical	2,009,456.74	4,000,366.64	3,950,528.35	375.77	2,059,670.80
850D	Boon-Chapman Dental	942,385.64	200,345.20	244,754.83	202.17	898,178.18
882	Boon-Chapman 125	411,547.89	75,406.89	48,371.76	88.63	438,671.65
884	Fee Officer's Account	1,936,508.33	2,486,763.91	2,206,270.05	-	2,217,002.19
912	JP Credit Card Processing	94,720.16	334,622.29	388,297.95	14.93	41,059.43
908	EMS Credit Card Processing	47,832.93	39,396.48	56,246.38	8.09	30,991.12
DACC	D A Credit Card Processing	2,552.35	20,142.00	18,798.21	1.16	3,897.30
PTCC	Public Transportation Credit Cards	19,435.79	13,636.70	30,518.15	3.87	2,558.21
CSCC	CSCD Credit Card	235,213.61	269,845.60	250,748.01	48.39	254,359.59

Cadence Bank
Money Market Accounts
August 31, 2023

LBCC	Library Credit Card	4,404.52	7,463.03	11,380.82	0.39	487.12
JUCC	Juvenile Credit Card	580.01	1,260.00	1,560.11	0.10	280.00
SOCC	Sheriff Credit Card	23,762.20	43,383.48	29,710.68	5.34	37,440.34
TRCC	Toll Road Permit Credit Card	350.10	1,382.08	1,207.18	0.15	525.15
130	Assistant Dist Number 1	349,107.54	1,747,372.07	2,094,435.72	92.45	2,136.34
131	Assistant Dist Number 2	293,774.94	253,277.40	375,000.00	54.12	172,106.46
133	Assistant Dist Number 4	217,280.85	157,527.35	17,007.50	65.41	357,866.11
134	Assistant Dist Number 5	753,946.26	17,770.79	600,000.00	101.00	171,818.05
135	Assistant Dist Number 6	319,832.96	489,073.95	655,562.35	43.22	153,387.78
136	Assistant Dist Number 7	329,943.73	191,597.70	277,962.66	57.47	243,636.24
137	Assistant Dist Number 8	148,725.11	2,295.25	3,785.19	31.16	147,266.33
138	Assistant Dist Number 9	193,481.16	138,978.64	200,000.00	36.41	132,496.21
139	Assistant Dist Number 10	118,539.68	79,192.16	114,070.50	22.79	83,684.13
140	Assistant Dist Number 11	312,909.83	180,408.08	312,500.00	54.12	180,872.03
141	Assistant District Number 12	114,251.74	19,488.54	4,337.54	26.20	129,428.94
145	Emergency Svc Dist 100	90,619.97	-	-	19.24	90,639.21
146	Aliana Mgmt Dist. Agreement	518,503.56	-	500,000.00	58.72	18,562.28
CCCA	Non Fee Officer CC Clearing Acct	33,631.88	81,651.22	89,193.81	5.26	26,094.55
JPMT	Juror Payments	28,802.96	10,000.00	7.96	6.65	38,801.65
EPEC	Engineering Permitting E-Check	11,081.45	39,435.00	45,966.45	3.59	4,553.59
JP41	JP 4 E-Filing	5,928.92	23,029.50	26,956.42	0.79	2,002.79
JP12	JP 1-2 E-Filing	1,397.96	7,036.00	6,898.96	0.22	1,535.22
JP21	JP 2-1 E-Filing	4,754.23	26,867.00	29,592.48	0.95	2,029.70
JP11	JP 1-1 E-Filing	833.22	5,457.75	6,012.97	0.26	278.26
JP31	JP 3 E-Filing	3,419.72	27,923.75	27,702.47	0.86	3,641.86
JP2-2	JP 2-2 E Filing	332.02	551.00	704.02	0.01	179.01
	EMS Patient Acct Svcs ACH	320.29	537,832.79	538,153.08	-	0.00
DCJS	DC Jury Summons Postage	18,074.75	-	7,049.21	3.02	11,028.56
	Elections CC Account	85.03	80.00	85.03	0.03	80.03
	Fire Marshal CC Account	10,884.83	80,376.50	84,311.33	4.00	6,954.00
	Petty Cash	-	-	-	-	-
CAPP	Narcotics Prepaid Cards	11,002.34	-	2.34	2.34	11,002.34
400A	Section 108 Arcola Loan Acct	3,385,321.27	-	3,154,931.00	200.18	230,590.45
JPMS	Juror Payments -Rapid Financial	30,003.63	24,154.00	40,230.13	4.37	13,931.87
RBCC	Road & Bridge CC	-	10,000.00	-	1.17	10,001.17

Investment Report

Ft. Bend County

09/01/23 - 09/30/23

1

This report summarizes the investment position of Ft. Bend County for the period 09/01/23 to 09/30/23.

	08/31/23	09/30/23
Book Value	687,737,242.34	649,544,817.31
Market Value	687,737,242.34	649,544,817.31
Par Value	687,737,242.34	649,544,817.31
Change in Market Value		0.00
Weighted Average Maturity (in Days)	25	21
Weighted Average Yield-to-Maturity of Portfolio	5.2337%	5.2657%
Yield-to-Maturity of 90 Day T-Bill	5.2950%	5.3030%
Accrued Interest		497,095.89

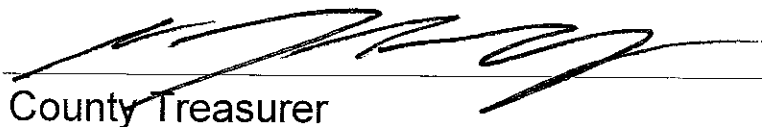
This report is presented in accordance with the Texas Government Code Title 10 Section 2256.023. The below signed hereby certify that, to the best of their knowledge on the date this report was created, Ft. Bend County is in compliance with the provisions of Government Code 2256 and with the stated policies and strategies of Ft. Bend County.



Director of Finance & Investments

1/5/2024

Date



County Treasurer

8-JAN-2024

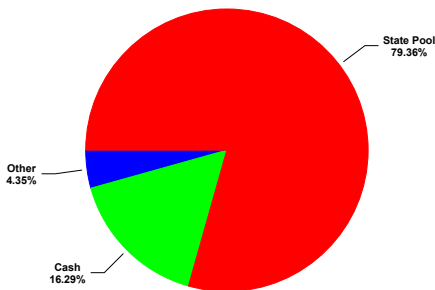
Date

Investment Report

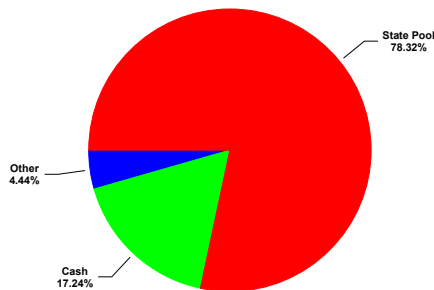
Ft. Bend County

09/01/23 - 09/30/23


Portfolio Composition - 08/31/23



Portfolio Composition - 09/30/23




Maturity Aging - 08/31/23 vs 09/30/23



■ Previous Period ■ Current Period

Portfolio Performance - 09/01/23 to 09/30/23



■ Portfolio ■ 90 Day T-Bill

GASB 31 Compliance Ft. Bend County

Effective Interest - Actual Life Receipts in Period 09/01/23 - 09/30/23

CUSIP	Invest Number	Security Description	Purchase Date	Sale Date	Valuation Method	Yield Earned	Price Source	Beginning Unit Price	Par Value On 09/01/23	Reported Value 09/01/23	Purchase Cost	Sales Proceeds	Ending Unit Price	Par Value On 09/30/23	Price Source	Reported Value 09/30/23	Change in Fair Value	Interest	Net Investment Income
MB02-MBIA General	AR-0015	State Pool	11/01/08	Open	Fair Value	5.5313	Manual	1.000000	67,134,369.90	67,134,369.90	0.00	24,739,433.60	1.000000	42,394,936.30	Manual	42,394,936.30	0.00	254,507.00	254,507.00
MB03-MBIA Road & Bridge	AR-0016	State Pool	11/01/08	Open	Fair Value	5.5316	Manual	1.000000	3,575,939.34	3,575,939.34	0.00	865,731.24	1.000000	2,710,208.10	Manual	2,710,208.10	0.00	14,268.76	14,268.76
MB04-MBIA Drainage	AR-0017	State Pool	11/01/08	Open	Fair Value	5.5325	Manual	1.000000	6,029,162.94	6,029,162.94	0.00	1,060,570.48	1.000000	4,968,592.46	Manual	4,968,592.46	0.00	24,429.52	24,429.52
MB06-MBIA Toll Rd. Operations	AR-0019	State Pool	11/01/08	Open	Fair Value	5.5323	Manual	1.000000	98,039,860.32	98,039,860.32	0.00	-4,351,727.12	1.000000	102,391,587.44	Manual	102,391,587.44	0.00	451,727.12	451,727.12
TT00-TX TERM General	AR-0022	State Pool	11/01/08	Open	Fair Value	5.3521	Manual	1.000000	1,125.10	1,125.10	0.00	-4.95	1.000000	1,130.05	Manual	1,130.05	0.00	4.95	4.95
TT02-TX TERM Toll Rd. Operation	AR-0024	State Pool	11/01/08	Open	Fair Value	5.3475	Manual	1.000000	1,123.79	1,123.79	0.00	-4.94	1.000000	1,128.73	Manual	1,128.73	0.00	4.94	4.94
TT04-TX TERM Road & Bridge	AR-0026	State Pool	11/01/08	Open	Fair Value	5.3464	Manual	1.000000	1,121.75	1,121.75	0.00	-4.93	1.000000	1,126.68	Manual	1,126.68	0.00	4.93	4.93
TT05-TX TERM Drainage	AR-0027	State Pool	11/01/08	Open	Fair Value	5.3610	Manual	1.000000	372.14	372.14	0.00	-1.64	1.000000	373.78	Manual	373.78	0.00	1.64	1.64
LOG1-Logic- General	AR-0028	State Pool	11/10/08	Open	Fair Value	5.5136	Manual	1.000000	31,138,899.94	31,138,899.94	0.00	6,876,843.65	1.000000	24,262,056.29	Manual	24,262,056.29	0.00	123,156.35	123,156.35
LOG2-Logic-Toll Rd.Operations	AR-0029	State Pool	11/10/08	Open	Fair Value	5.5160	Manual	1.000000	14,220,403.91	14,220,403.91	0.00	-64,480.72	1.000000	14,284,884.63	Manual	14,284,884.63	0.00	64,480.72	64,480.72
LOG5-Logic-Drainage	AR-0032	State Pool	11/10/08	Open	Fair Value	5.5160	Manual	1.000000	979,620.38	979,620.38	0.00	-4,441.98	1.000000	984,062.36	Manual	984,062.36	0.00	4,441.98	4,441.98
LOG8-Logic-Road & Bridge	AR-0035	State Pool	11/10/08	Open	Fair Value	5.5160	Manual	1.000000	3,364,917.86	3,364,917.86	0.00	-15,257.81	1.000000	3,380,175.67	Manual	3,380,175.67	0.00	15,257.81	15,257.81
MB12-MBIA ESD 100 AGREEMENT	AR-0041	State Pool	08/31/16	Open	Fair Value	5.5321	Manual	1.000000	13,044,455.84	13,044,455.84	0.00	-59,321.65	1.000000	13,103,777.49	Manual	13,103,777.49	0.00	59,321.65	59,321.65
MB13-MBIA ASSISTANCE DIST #1	AR-0042	State Pool	08/31/16	Open	Fair Value	5.5322	Manual	1.000000	16,375,932.87	16,375,932.87	0.00	-575,989.40	1.000000	16,951,922.27	Manual	16,951,922.27	0.00	75,989.40	75,989.40
MB14-MBIA GR PARKWAY OPERATIONS	AR-0043	State Pool	08/31/16	Open	Fair Value	5.5322	Manual	1.000000	70,859,482.93	70,859,482.93	0.00	-2,926,161.57	1.000000	73,785,644.50	Manual	73,785,644.50	0.00	326,161.57	326,161.57
LO10-LOGIC-COUNTY'S CARE ACT	AR-0047	State Pool	05/12/20	Open	Fair Value	5.5158	Manual	1.000000	1,605,484.12	1,605,484.12	0.00	117,777.10	1.000000	1,487,707.02	Manual	1,487,707.02	0.00	7,222.90	7,222.90
MB18-MBIA COUNTY'S CARES ACT	AR-0048	State Pool	05/12/20	Open	Fair Value	5.5321	Manual	1.000000	48,349,184.50	48,349,184.50	0.00	180,466.23	1.000000	48,168,718.27	Manual	48,168,718.27	0.00	219,533.77	219,533.77
MB19-MBIA FBC ASSIST. DIST. #2	AR-0049	State Pool	05/13/20	Open	Fair Value	5.5322	Manual	1.000000	11,193,835.08	11,193,835.08	0.00	-351,816.07	1.000000	11,545,651.15	Manual	11,545,651.15	0.00	51,816.07	51,816.07
MB20-MBIA FBC ASSIST. DIST. #4	AR-0050	State Pool	05/13/20	Open	Fair Value	5.5326	Manual	1.000000	2,691,225.50	2,691,225.50	0.00	-393,443.53	1.000000	3,084,669.03	Manual	3,084,669.03	0.00	13,443.53	13,443.53
MB21-MBIA FBC ASSIST. DIST. #6	AR-0051	State Pool	05/13/20	Open	Fair Value	5.5323	Manual	1.000000	4,037,747.59	4,037,747.59	0.00	-269,120.92	1.000000	4,306,868.51	Manual	4,306,868.51	0.00	19,120.92	19,120.92
MB23-MBIA JUVENILE	AR-0053	State Pool	05/13/20	Open	Fair Value	5.5318	Manual	1.000000	5,583,447.90	5,583,447.90	0.00	677,156.31	1.000000	4,906,291.59	Manual	4,906,291.59	0.00	22,843.69	22,843.69
MB24-MBIA DEBT SERVICE	AR-0054	State Pool	05/13/20	Open	Fair Value	5.5321	Manual	1.000000	11,188,681.49	11,188,681.49	0.00	-50,882.25	1.000000	11,239,563.74	Manual	11,239,563.74	0.00	50,882.25	50,882.25
MB25-MBIA DRAINAGE DEBT SERVICE	AR-0055	State Pool	05/13/20	Open	Fair Value	5.5321	Manual	1.000000	4,230,943.21	4,230,943.21	0.00	-19,240.89	1.000000	4,250,184.10	Manual	4,250,184.10	0.00	19,240.89	19,240.89
MB26-FACILITIES BOND 2018	AR-0056	State Pool	05/13/20	Open	Fair Value	5.5321	Manual	1.000000	1,954,956.47	1,954,956.47	0.00	11,182.33	1.000000	1,943,774.14	Manual	1,943,774.14	0.00	8,817.67	8,817.67
MB27-MBIA TX HERITAGE PARKWAY	AR-0057	State Pool	05/13/20	Open	Fair Value	5.5322	Manual	1.000000	518,936.60	518,936.60	0.00	-2,359.96	1.000000	521,296.56	Manual	521,296.56	0.00	2,359.96	2,359.96
Cadence-Money Market Accts	AR-0058	Money Market	01/31/21	Open	Fair Value	0.3043	Manual	1.000000	29,898,519.13	29,898,519.13	0.00	1,061,522.10	1.000000	28,836,997.03	Manual	28,836,997.03	0.00	7,467.83	7,467.83
MB28-MBIA GRAND PARKWAY 2021	AR-0059	State Pool	08/02/21	Open	Fair Value	5.5321	Manual	1.000000	3,326,585.28	3,326,585.28	0.00	375,049.38	1.000000	2,951,535.90	Manual	2,951,535.90	0.00	14,950.62	14,950.62
MB29-MBIA SR LIEN TOLL RD 2021	AR-0060	State Pool	08/02/21	Open	Fair Value	5.5321	Manual	1.000000	28,919,431.57	28,919,431.57	0.00	2,369,622.51	1.000000	26,549,809.06	Manual	26,549,809.06	0.00	130,377.49	130,377.49
MB30-MBIA FLOOD PRO DRAINAGE 20	AR-0061	State Pool	08/02/21	Open	Fair Value	5.5321	Manual	1.000000	14,782,217.87	14,782,217.87	0.00	406,160.32	1.000000	14,376,057.55	Manual	14,376,057.55	0.00	65,839.68	65,839.68
MB31-MBIA FBC ASSIST DIST #9	AR-0062	State Pool	03/11/22	Open	Fair Value	5.5323	Manual	1.000000	3,963,870.74	3,963,870.74	0.00	-218,633.24	1.000000	4,182,503.98	Manual	4,182,503.98	0.00	18,633.24	18,633.24
MB32-MBIA FBC ASSIST DIST #11	AR-0063	State Pool	03/11/22	Open	Fair Value	5.5323	Manual	1.000000	8,496,496.08	8,496,496.08	0.00	-389,701.25	1.000000	8,886,197.33	Manual	8,886,197.33	0.00	39,701.25	39,701.25
MB36-MBIA FEE OFFICER	AR-0065	State Pool	03/14/22	Open	Fair Value	5.5339	Manual	1.000000	1,306,059.40	1,306,059.40	0.00	-1,002,890.88	1.000000	2,308,950.28	Manual	2,308,950.28	0.00	8,950.28	8,950.28
MB37-MBIA FBC ASSIST DIST #7	AR-0066	State Pool	03/14/22	Open	Fair Value	5.5325	Manual	1.000000	2,553,217.07	2,553,217.07	0.00	-322,688.35	1.000000	2,875,905.42	Manual	2,875,905.42	0.00	12,688.35	12,688.35
MB38-MBIA 2020A FBC TAX NOTE	AR-0067	State Pool	03/14/22	Open	Fair Value	5.5322	Manual	1.000000	1,191,940.23	1,191,940.23	0.00	-5,420.55	1.000000	1,197,360.78	Manual	1,197,360.78	0.00	5,420.55	5,420.55
MB39-MBIA 2022 TAX NOTE	AR-0072	State Pool	12/16/22	Open	Fair Value	5.5321	Manual	1.000000	26,654,623.53	26,654,623.53	0.00	1,055,941.51	1.000000	25,598,682.02	Manual	25,598,682.02	0.00	120,058.49	120,058.49
MB40-MBIA FBC ASSIST DIST #22	AR-0073	State Pool	12/16/22	Open	Fair Value	5.5324	Manual	1.000000	1,289,276.49	1,289,276.49	0.00	-106,166.65	1.000000	1,395,443.14	Manual	1,395,443.14	0.00	6,166.65	6,166.65
MB41-MBIA FUND440 CSCD	AR-0074	State Pool	12/16/22	Open	Fair Value	5.5320	Manual	1.000000	4,459,132.59	4,459,132.59	0.00	180,449.39	1.000000	4,278,683.20	Manual	4,278,683.20	0.00	19,550.61	19,550.61
MB42-MBIA FBC ASSIST DIST #10	AR-0075	State Pool	12/16/22	Open	Fair Value	5.5326	Manual	1.000000	1,181,532.83	1,181,532.83	0.00	-155,828.41	1.000000	1,337,361.24	Manual	1,337,361.24	0.00	5,828.41	5,828.41
MB43-MBIA LATERAL ROAD	AR-0076	State Pool	12/16/22	Open	Fair Value	5.5321	Manual	1.000000	1,392,991.65	1,392,991.65	0.00	-6,334.85	1.000000	1,399,326.50	Manual	1,399,326.50	0.00	6,334.85	6,334.85
MB44-MBIA COUNTY LAW LIBRARY	AR-0077	State Pool	12/16/22	Open	Fair Value	5.5321	Manual	1.000000	1,136,600.94	1,136,600.94	0.00	-5,168.87	1.000000	1,141,769.81	Manual	1,141,769.81	0.00	5,168.87	5,168.87
MB45-U S Bank	AR-0078	Balance Account	06/20/23	Open	Fair Value	5.4000	Manual	1.000000	112,000,000.00	112,000,000.00	0.00	0.00	1.000000	112,000,000.00	Manual	112,000,000.00	0.00	497,095.89	497,095.89
LO13-Logic-2023 MOBILITY PROJ	AR-0079	State Pool	08/09/23	Open	Fair Value	5.5151	Manual	1.000000	16,383,383.80	16,383,383.80	0.00	2,590,156.18	1.000000	13,793,227.62	Manual	13,793,227.62	0.00	69,843.82	69,843.82
LO14-LOGIC-2023 CERT OF OB	AR-0080	State Pool	08/09/23	Open	Fair Value	5.4942	Manual	1.000000	7,017,387.00	7,017,387.00	0.00	7,005,444.62	1.000000	11,942.38	Manual	11,942.38	0.00	11,942.38	11,942.38
MB45-MBIA ASSIST. DISTRICT #5	AR-0081	State Pool	08/17/23	Open	Fair Value	5.5329	Manual	1.000000	601,353.41	601,353.41	0.00	-153,189.97	1.000000	754,543.38	Manual	754,543.38	0.00	3,189.97	3,189.97
MB46-MBIA ALIANA MGMT DIST AGRE	AR-0082	State Pool	08/17/23	Open	Fair Value	5.5321	Manual	1.000000	501,127.84	501,127.84	0.00	-2,278.94	1.000000	503,406.78	Manual	503,406.78	0.00	2,278.94	2,278.94
MB47-MBIA ASSET FORF TASK STATE	AR-0083	State Pool	08/17/23	Open	Fair Value	5.5321	Manual	1.000000	3,006,767.07	3,006,767.07	0.00	67,604.27	1.000000	2,939,162.80	Manual	2,939,162.80	0.00	13,395.73	13,395.73
MB48-MBIA DA ASSET FORF.STATE	AR-0084	State Pool	08/17/23	Open	Fair Value	5.5322	Manual	1.000000	851,917.34	851,917.34	0.00	-3,874.24	1.000000	855,791.58	Manual	855,791.58	0.00	3,874.24	3,874.24
MB49-FBC ASSIST. DIST #16	AR-0085	State Pool	08/17/23	Open	Fair Value	5.5321	Manual	1.000000	701,579.01	701,579.01	0.00	7,750.34	1.000000	693,828.67	Manual	693,828.67	0.00	3,249.66	3,249.66
Investment Total						5.2749		1.000000	687,737,242.34	687,737,242.34	0.00	38,192,425.03	1.000000	649,544,817.31		649,544,817.31	0.00	2,901,047.79	2,901,047.79

Portfolio Position

Ft. Bend County

Effective Interest - Actual Life
Receipts in Period
09/01/23 - 09/30/23

4

CUSIP	Invest Number	Security Description	Purchase Date	Call Date	Par Value On 09/01/23	Par Value On 09/30/23	Market Val On 09/01/23	Market Val On 09/30/23	Purchase Cost	Sales Proceeds	Original Princ/Cost	Amor Value On 09/01/23	Amor Value On 09/30/23
MB39 - 2022 TAX NOTE													
State Pool													
MB39-MBIA 2022 TAX NOTE	AR-0072	State Pool	12/16/22	Open	26,654,623.53	25,598,682.02	26,654,623.53	25,598,682.02	0.00	0.00	0.00	26,654,623.53	25,598,682.02
State Pool Total					<u>26,654,623.53</u>	<u>25,598,682.02</u>	<u>26,654,623.53</u>	<u>25,598,682.02</u>	<u>0.00</u>	<u>0.00</u>	<u>0.00</u>	<u>26,654,623.53</u>	<u>25,598,682.02</u>
MB39 - 2022 TAX NOTE Total					<u>26,654,623.53</u>	<u>25,598,682.02</u>	<u>26,654,623.53</u>	<u>25,598,682.02</u>	<u>0.00</u>	<u>0.00</u>	<u>0.00</u>	<u>26,654,623.53</u>	<u>25,598,682.02</u>
LO14 - 2023 CERT. OF OBLIGATION													
State Pool													
LO14-LOCIG-2023 CERT OF OB	AR-0080	State Pool	08/09/23	Open	7,017,387.00	11,942.38	7,017,387.00	11,942.38	0.00	0.00	8,000,000.00	7,017,387.00	11,942.38
State Pool Total					<u>7,017,387.00</u>	<u>11,942.38</u>	<u>7,017,387.00</u>	<u>11,942.38</u>	<u>0.00</u>	<u>0.00</u>	<u>8,000,000.00</u>	<u>7,017,387.00</u>	<u>11,942.38</u>
LO14 - 2023 CERT. OF OBLIGATION Total					<u>7,017,387.00</u>	<u>11,942.38</u>	<u>7,017,387.00</u>	<u>11,942.38</u>	<u>0.00</u>	<u>0.00</u>	<u>8,000,000.00</u>	<u>7,017,387.00</u>	<u>11,942.38</u>
LO13 - 2023 MOBILITY PROJECT													
State Pool													
LO13-Logic-2023 MOBILITY PROJ	AR-0079	State Pool	08/09/23	Open	16,383,383.80	13,793,227.62	16,383,383.80	13,793,227.62	0.00	0.00	20,000,000.00	16,383,383.80	13,793,227.62
State Pool Total					<u>16,383,383.80</u>	<u>13,793,227.62</u>	<u>16,383,383.80</u>	<u>13,793,227.62</u>	<u>0.00</u>	<u>0.00</u>	<u>20,000,000.00</u>	<u>16,383,383.80</u>	<u>13,793,227.62</u>
LO13 - 2023 MOBILITY PROJECT Total					<u>16,383,383.80</u>	<u>13,793,227.62</u>	<u>16,383,383.80</u>	<u>13,793,227.62</u>	<u>0.00</u>	<u>0.00</u>	<u>20,000,000.00</u>	<u>16,383,383.80</u>	<u>13,793,227.62</u>
MB41 - 440V SUPERVISION													
State Pool													
MB41-MBIA FUND440 CSCD	AR-0074	State Pool	12/16/22	Open	4,459,132.59	4,278,683.20	4,459,132.59	4,278,683.20	0.00	0.00	4,000,000.00	4,459,132.59	4,278,683.20
State Pool Total					<u>4,459,132.59</u>	<u>4,278,683.20</u>	<u>4,459,132.59</u>	<u>4,278,683.20</u>	<u>0.00</u>	<u>0.00</u>	<u>4,000,000.00</u>	<u>4,459,132.59</u>	<u>4,278,683.20</u>
MB41 - 440V SUPERVISION Total					<u>4,459,132.59</u>	<u>4,278,683.20</u>	<u>4,459,132.59</u>	<u>4,278,683.20</u>	<u>0.00</u>	<u>0.00</u>	<u>4,000,000.00</u>	<u>4,459,132.59</u>	<u>4,278,683.20</u>
MB46 - ALIANA MGMT DIST AGREEMENT													
State Pool													
MB46-MBIA ALIANA MGMT DIST AGRE	AR-0082	State Pool	08/17/23	Open	501,127.84	503,406.78	501,127.84	503,406.78	0.00	0.00	500,000.00	501,127.84	503,406.78
State Pool Total					<u>501,127.84</u>	<u>503,406.78</u>	<u>501,127.84</u>	<u>503,406.78</u>	<u>0.00</u>	<u>0.00</u>	<u>500,000.00</u>	<u>501,127.84</u>	<u>503,406.78</u>
MB46 - ALIANA MGMT DIST AGREEMENT Total					<u>501,127.84</u>	<u>503,406.78</u>	<u>501,127.84</u>	<u>503,406.78</u>	<u>0.00</u>	<u>0.00</u>	<u>500,000.00</u>	<u>501,127.84</u>	<u>503,406.78</u>
MB47 - ASSET FORF. TASK STATE													
State Pool													
MB47-MBIA ASSET FORF TASK STATE	AR-0083	State Pool	08/17/23	Open	3,006,767.07	2,939,162.80	3,006,767.07	2,939,162.80	0.00	0.00	3,000,000.00	3,006,767.07	2,939,162.80
State Pool Total					<u>3,006,767.07</u>	<u>2,939,162.80</u>	<u>3,006,767.07</u>	<u>2,939,162.80</u>	<u>0.00</u>	<u>0.00</u>	<u>3,000,000.00</u>	<u>3,006,767.07</u>	<u>2,939,162.80</u>
MB47 - ASSET FORF. TASK STATE Total					<u>3,006,767.07</u>	<u>2,939,162.80</u>	<u>3,006,767.07</u>	<u>2,939,162.80</u>	<u>0.00</u>	<u>0.00</u>	<u>3,000,000.00</u>	<u>3,006,767.07</u>	<u>2,939,162.80</u>
130 - Assistance Dist #1													
State Pool													
MB13-MBIA ASSISTANCE DIST #1	AR-0042	State Pool	08/31/16	Open	16,375,932.87	16,951,922.27	16,375,932.87	16,951,922.27	0.00	0.00	10,000,000.00	16,375,932.87	16,951,922.27
State Pool Total					<u>16,375,932.87</u>	<u>16,951,922.27</u>	<u>16,375,932.87</u>	<u>16,951,922.27</u>	<u>0.00</u>	<u>0.00</u>	<u>10,000,000.00</u>	<u>16,375,932.87</u>	<u>16,951,922.27</u>
130 - Assistance Dist #1 Total					<u>16,375,932.87</u>	<u>16,951,922.27</u>	<u>16,375,932.87</u>	<u>16,951,922.27</u>	<u>0.00</u>	<u>0.00</u>	<u>10,000,000.00</u>	<u>16,375,932.87</u>	<u>16,951,922.27</u>
MB48 - DA ASSET FORF. STATE													
State Pool													
MB48-MBIA DA ASSET FORF.STATE	AR-0084	State Pool	08/17/23	Open	851,917.34	855,791.58	851,917.34	855,791.58	0.00	0.00	850,000.00	851,917.34	855,791.58
State Pool Total					<u>851,917.34</u>	<u>855,791.58</u>	<u>851,917.34</u>	<u>855,791.58</u>	<u>0.00</u>	<u>0.00</u>	<u>850,000.00</u>	<u>851,917.34</u>	<u>855,791.58</u>
MB48 - DA ASSET FORF. STATE Total					<u>851,917.34</u>	<u>855,791.58</u>	<u>851,917.34</u>	<u>855,791.58</u>	<u>0.00</u>	<u>0.00</u>	<u>850,000.00</u>	<u>851,917.34</u>	<u>855,791.58</u>
145 - ESD 100 Agreement													
State Pool													
MB12-MBIA ESD 100 AGREEMENT	AR-0041	State Pool	08/31/16	Open	13,044,455.84	13,103,777.49	13,044,455.84	13,103,777.49	0.00	0.00	3,900,000.00	13,044,455.84	13,103,777.49
State Pool Total					<u>13,044,455.84</u>	<u>13,103,777.49</u>	<u>13,044,455.84</u>	<u>13,103,777.49</u>	<u>0.00</u>	<u>0.00</u>	<u>3,900,000.00</u>	<u>13,044,455.84</u>	<u>13,103,777.49</u>
145 - ESD 100 Agreement Total					<u>13,044,455.84</u>	<u>13,103,777.49</u>	<u>13,044,455.84</u>	<u>13,103,777.49</u>	<u>0.00</u>	<u>0.00</u>	<u>3,900,000.00</u>	<u>13,044,455.84</u>	<u>13,103,777.49</u>
MB42 - FBC ASSIST DIST #10													
State Pool													
MB42-MBIA FBC ASSIST DIST #10	AR-0075	State Pool	12/16/22	Open	1,181,532.83	1,337,361.24	1,181,532.83	1,337,361.24	0.00	0.00	500,000.00	1,181,532.83	1,337,361.24
State Pool Total					<u>1,181,532.83</u>	<u>1,337,361.24</u>	<u>1,181,532.83</u>	<u>1,337,361.24</u>	<u>0.00</u>	<u>0.00</u>	<u>500,000.00</u>	<u>1,181,532.83</u>	<u>1,337,361.24</u>

Portfolio Position

Ft. Bend County

Effective Interest - Actual Life
Receipts in Period
09/01/23 - 09/30/23

CUSIP	Invest Number	Security Description	Purchase Date	Call Date	Par Value On 09/01/23	Par Value On 09/30/23	Market Val On 09/01/23	Market Val On 09/30/23	Purchase Cost	Sales Proceeds	Original Princ/Cost	Amor Value On 09/01/23	Amor Value On 09/30/23
MB42 - FBC ASSIST DIST #10 Total					<u>1,181,532.83</u>	<u>1,337,361.24</u>	<u>1,181,532.83</u>	<u>1,337,361.24</u>	<u>0.00</u>	<u>0.00</u>	<u>500,000.00</u>	<u>1,181,532.83</u>	<u>1,337,361.24</u>
MB40 - FBC ASSIST DIST #22													
State Pool													
MB40-MBIA FBC ASSIST DIST #22	AR-0073	State Pool	12/16/22	Open	1,289,276.49	1,395,443.14	1,289,276.49	1,395,443.14	0.00	0.00	1,000,000.00	1,289,276.49	1,395,443.14
State Pool Total					<u>1,289,276.49</u>	<u>1,395,443.14</u>	<u>1,289,276.49</u>	<u>1,395,443.14</u>	<u>0.00</u>	<u>0.00</u>	<u>1,000,000.00</u>	<u>1,289,276.49</u>	<u>1,395,443.14</u>
MB40 - FBC ASSIST DIST #22 Total					<u>1,289,276.49</u>	<u>1,395,443.14</u>	<u>1,289,276.49</u>	<u>1,395,443.14</u>	<u>0.00</u>	<u>0.00</u>	<u>1,000,000.00</u>	<u>1,289,276.49</u>	<u>1,395,443.14</u>
MB45 - FBC ASSIST DISTRICT #5													
State Pool													
MB45-MBIA ASSIST. DISTRICT #5	AR-0081	State Pool	08/17/23	Open	601,353.41	754,543.38	601,353.41	754,543.38	0.00	0.00	600,000.00	601,353.41	754,543.38
State Pool Total					<u>601,353.41</u>	<u>754,543.38</u>	<u>601,353.41</u>	<u>754,543.38</u>	<u>0.00</u>	<u>0.00</u>	<u>600,000.00</u>	<u>601,353.41</u>	<u>754,543.38</u>
MB45 - FBC ASSIST DISTRICT #5 Total					<u>601,353.41</u>	<u>754,543.38</u>	<u>601,353.41</u>	<u>754,543.38</u>	<u>0.00</u>	<u>0.00</u>	<u>600,000.00</u>	<u>601,353.41</u>	<u>754,543.38</u>
MB49 - FBC ASSIST. DISTRICT #16													
State Pool													
MB49-FBC ASSIST. DIST #16	AR-0085	State Pool	08/17/23	Open	701,579.01	693,828.67	701,579.01	693,828.67	0.00	0.00	700,000.00	701,579.01	693,828.67
State Pool Total					<u>701,579.01</u>	<u>693,828.67</u>	<u>701,579.01</u>	<u>693,828.67</u>	<u>0.00</u>	<u>0.00</u>	<u>700,000.00</u>	<u>701,579.01</u>	<u>693,828.67</u>
MB49 - FBC ASSIST. DISTRICT #16 Total					<u>701,579.01</u>	<u>693,828.67</u>	<u>701,579.01</u>	<u>693,828.67</u>	<u>0.00</u>	<u>0.00</u>	<u>700,000.00</u>	<u>701,579.01</u>	<u>693,828.67</u>
MB43 - FBC LATERAL ROAD													
State Pool													
MB43-MBIA LATERAL ROAD	AR-0076	State Pool	12/16/22	Open	1,392,991.65	1,399,326.50	1,392,991.65	1,399,326.50	0.00	0.00	1,000,000.00	1,392,991.65	1,399,326.50
State Pool Total					<u>1,392,991.65</u>	<u>1,399,326.50</u>	<u>1,392,991.65</u>	<u>1,399,326.50</u>	<u>0.00</u>	<u>0.00</u>	<u>1,000,000.00</u>	<u>1,392,991.65</u>	<u>1,399,326.50</u>
MB43 - FBC LATERAL ROAD Total					<u>1,392,991.65</u>	<u>1,399,326.50</u>	<u>1,392,991.65</u>	<u>1,399,326.50</u>	<u>0.00</u>	<u>0.00</u>	<u>1,000,000.00</u>	<u>1,392,991.65</u>	<u>1,399,326.50</u>
MB44 - FBC LAW LIBRARY													
State Pool													
MB44-MBIA COUNTY LAW LIBRARY	AR-0077	State Pool	12/16/22	Open	1,136,600.94	1,141,769.81	1,136,600.94	1,141,769.81	0.00	0.00	1,000,000.00	1,136,600.94	1,141,769.81
State Pool Total					<u>1,136,600.94</u>	<u>1,141,769.81</u>	<u>1,136,600.94</u>	<u>1,141,769.81</u>	<u>0.00</u>	<u>0.00</u>	<u>1,000,000.00</u>	<u>1,136,600.94</u>	<u>1,141,769.81</u>
MB44 - FBC LAW LIBRARY Total					<u>1,136,600.94</u>	<u>1,141,769.81</u>	<u>1,136,600.94</u>	<u>1,141,769.81</u>	<u>0.00</u>	<u>0.00</u>	<u>1,000,000.00</u>	<u>1,136,600.94</u>	<u>1,141,769.81</u>
810 - FBC Toll Road Operations													
State Pool													
TT02-TX TERM Toll Rd. Operation	AR-0024	State Pool	11/01/08	Open	0.00	0.00	0.00	0.00	0.00	0.00	0.00	0.00	0.00
State Pool Total					<u>0.00</u>	<u>0.00</u>	<u>0.00</u>	<u>0.00</u>	<u>0.00</u>	<u>0.00</u>	<u>0.00</u>	<u>0.00</u>	<u>0.00</u>
810 - FBC Toll Road Operations Total					<u>0.00</u>	<u>0.00</u>	<u>0.00</u>	<u>0.00</u>	<u>0.00</u>	<u>0.00</u>	<u>0.00</u>	<u>0.00</u>	<u>0.00</u>
815 - Grand Parkway Operations													
State Pool													
MB14-MBIA GR PARKWAY OPERATIONS	AR-0043	State Pool	08/31/16	Open	70,859,482.93	73,785,644.50	70,859,482.93	73,785,644.50	0.00	0.00	8,500,000.00	70,859,482.93	73,785,644.50
State Pool Total					<u>70,859,482.93</u>	<u>73,785,644.50</u>	<u>70,859,482.93</u>	<u>73,785,644.50</u>	<u>0.00</u>	<u>0.00</u>	<u>8,500,000.00</u>	<u>70,859,482.93</u>	<u>73,785,644.50</u>
815 - Grand Parkway Operations Total					<u>70,859,482.93</u>	<u>73,785,644.50</u>	<u>70,859,482.93</u>	<u>73,785,644.50</u>	<u>0.00</u>	<u>0.00</u>	<u>8,500,000.00</u>	<u>70,859,482.93</u>	<u>73,785,644.50</u>
LO10 - LOGIC COUNTYS CARES ACT													
State Pool													
LO10-LOGIC-COUNTY'S CARE ACT	AR-0047	State Pool	05/12/20	Open	1,605,484.12	1,487,707.02	1,605,484.12	1,487,707.02	0.00	0.00	67,000,000.00	1,605,484.12	1,487,707.02
State Pool Total					<u>1,605,484.12</u>	<u>1,487,707.02</u>	<u>1,605,484.12</u>	<u>1,487,707.02</u>	<u>0.00</u>	<u>0.00</u>	<u>67,000,000.00</u>	<u>1,605,484.12</u>	<u>1,487,707.02</u>
LO10 - LOGIC COUNTYS CARES ACT Total					<u>1,605,484.12</u>	<u>1,487,707.02</u>	<u>1,605,484.12</u>	<u>1,487,707.02</u>	<u>0.00</u>	<u>0.00</u>	<u>67,000,000.00</u>	<u>1,605,484.12</u>	<u>1,487,707.02</u>
LOG5 - LOGIC DRAINAGE													
State Pool													
LOG5-Logic-Drainage	AR-0032	State Pool	11/10/08	Open	979,620.38	984,062.36	979,620.38	984,062.36	0.00	0.00	500,000.00	979,620.38	984,062.36
State Pool Total					<u>979,620.38</u>	<u>984,062.36</u>	<u>979,620.38</u>	<u>984,062.36</u>	<u>0.00</u>	<u>0.00</u>	<u>500,000.00</u>	<u>979,620.38</u>	<u>984,062.36</u>
LOG5 - LOGIC DRAINAGE Total					<u>979,620.38</u>	<u>984,062.36</u>	<u>979,620.38</u>	<u>984,062.36</u>	<u>0.00</u>	<u>0.00</u>	<u>500,000.00</u>	<u>979,620.38</u>	<u>984,062.36</u>
LOG1 - LOGIC GENERAL													
State Pool													
LOG1-Logic- General	AR-0028	State Pool	11/10/08	Open	31,138,899.94	24,262,056.29	31,138,899.94	24,262,056.29	0.00	0.00	10,000,000.00	31,138,899.94	24,262,056.29

Portfolio Position

Ft. Bend County

Effective Interest - Actual Life
Receipts in Period
09/01/23 - 09/30/23

CUSIP	Invest Number	Security Description	Purchase Date	Call Date	Par Value On 09/01/23	Par Value On 09/30/23	Market Val On 09/01/23	Market Val On 09/30/23	Purchase Cost	Sales Proceeds	Original Princ/Cost	Amor Value On 09/01/23	Amor Value On 09/30/23
State Pool													
MB29-MBIA SR LIEN TOLL RD 2021	AR-0060	State Pool	08/02/21	Open	<u>28,919,431.57</u>	<u>26,549,809.06</u>	<u>28,919,431.57</u>	<u>26,549,809.06</u>	<u>0.00</u>	<u>0.00</u>	<u>68,000,000.00</u>	<u>28,919,431.57</u>	<u>26,549,809.06</u>
State Pool Total					<u>28,919,431.57</u>	<u>26,549,809.06</u>	<u>28,919,431.57</u>	<u>26,549,809.06</u>	<u>0.00</u>	<u>0.00</u>	<u>68,000,000.00</u>	<u>28,919,431.57</u>	<u>26,549,809.06</u>
MB29 - MBIA Sr Lien 2021 Total					<u>28,919,431.57</u>	<u>26,549,809.06</u>	<u>28,919,431.57</u>	<u>26,549,809.06</u>	<u>0.00</u>	<u>0.00</u>	<u>68,000,000.00</u>	<u>28,919,431.57</u>	<u>26,549,809.06</u>
MB06 - MBIA TOLL RD OPERATIONS													
State Pool													
MB06-MBIA Toll Rd. Operations	AR-0019	State Pool	11/01/08	Open	<u>98,039,860.32</u>	<u>102,391,587.44</u>	<u>98,039,860.32</u>	<u>102,391,587.44</u>	<u>0.00</u>	<u>0.00</u>	<u>3,143,377.27</u>	<u>98,039,860.32</u>	<u>102,391,587.44</u>
State Pool Total					<u>98,039,860.32</u>	<u>102,391,587.44</u>	<u>98,039,860.32</u>	<u>102,391,587.44</u>	<u>0.00</u>	<u>0.00</u>	<u>3,143,377.27</u>	<u>98,039,860.32</u>	<u>102,391,587.44</u>
MB06 - MBIA TOLL RD OPERATIONS Total					<u>98,039,860.32</u>	<u>102,391,587.44</u>	<u>98,039,860.32</u>	<u>102,391,587.44</u>	<u>0.00</u>	<u>0.00</u>	<u>3,143,377.27</u>	<u>98,039,860.32</u>	<u>102,391,587.44</u>
MB27 - MBIA TX HERITAGE PARKWAY 2020													
State Pool													
MB27-MBIA TX HERITAGE PARKWAY	AR-0057	State Pool	05/13/20	Open	<u>518,936.60</u>	<u>521,296.56</u>	<u>518,936.60</u>	<u>521,296.56</u>	<u>0.00</u>	<u>0.00</u>	<u>17,000,000.00</u>	<u>518,936.60</u>	<u>521,296.56</u>
State Pool Total					<u>518,936.60</u>	<u>521,296.56</u>	<u>518,936.60</u>	<u>521,296.56</u>	<u>0.00</u>	<u>0.00</u>	<u>17,000,000.00</u>	<u>518,936.60</u>	<u>521,296.56</u>
MB27 - MBIA TX HERITAGE PARKWAY 2020 Total					<u>518,936.60</u>	<u>521,296.56</u>	<u>518,936.60</u>	<u>521,296.56</u>	<u>0.00</u>	<u>0.00</u>	<u>17,000,000.00</u>	<u>518,936.60</u>	<u>521,296.56</u>
MB28 - MBIAGrand Parkway 2021													
State Pool													
MB28-MBIA GRAND PARKWAY 2021	AR-0059	State Pool	08/02/21	Open	<u>3,326,585.28</u>	<u>2,951,535.90</u>	<u>3,326,585.28</u>	<u>2,951,535.90</u>	<u>0.00</u>	<u>0.00</u>	<u>25,000,000.00</u>	<u>3,326,585.28</u>	<u>2,951,535.90</u>
State Pool Total					<u>3,326,585.28</u>	<u>2,951,535.90</u>	<u>3,326,585.28</u>	<u>2,951,535.90</u>	<u>0.00</u>	<u>0.00</u>	<u>25,000,000.00</u>	<u>3,326,585.28</u>	<u>2,951,535.90</u>
MB28 - MBIAGrand Parkway 2021 Total					<u>3,326,585.28</u>	<u>2,951,535.90</u>	<u>3,326,585.28</u>	<u>2,951,535.90</u>	<u>0.00</u>	<u>0.00</u>	<u>25,000,000.00</u>	<u>3,326,585.28</u>	<u>2,951,535.90</u>
TT05 - TEXAS TERM DRAINAGE													
State Pool													
TT05-TX TERM Drainage	AR-0027	State Pool	11/01/08	Open	<u>372.14</u>	<u>373.78</u>	<u>372.14</u>	<u>373.78</u>	<u>0.00</u>	<u>0.00</u>	<u>109,774.61</u>	<u>372.14</u>	<u>373.78</u>
State Pool Total					<u>372.14</u>	<u>373.78</u>	<u>372.14</u>	<u>373.78</u>	<u>0.00</u>	<u>0.00</u>	<u>109,774.61</u>	<u>372.14</u>	<u>373.78</u>
TT05 - TEXAS TERM DRAINAGE Total					<u>372.14</u>	<u>373.78</u>	<u>372.14</u>	<u>373.78</u>	<u>0.00</u>	<u>0.00</u>	<u>109,774.61</u>	<u>372.14</u>	<u>373.78</u>
TT00 - TEXAS TERM GENERAL													
State Pool													
TT00-TX TERM General	AR-0022	State Pool	11/01/08	Open	<u>1,125.10</u>	<u>1,130.05</u>	<u>1,125.10</u>	<u>1,130.05</u>	<u>0.00</u>	<u>0.00</u>	<u>10,006,437.87</u>	<u>1,125.10</u>	<u>1,130.05</u>
State Pool Total					<u>1,125.10</u>	<u>1,130.05</u>	<u>1,125.10</u>	<u>1,130.05</u>	<u>0.00</u>	<u>0.00</u>	<u>10,006,437.87</u>	<u>1,125.10</u>	<u>1,130.05</u>
TT00 - TEXAS TERM GENERAL Total					<u>1,125.10</u>	<u>1,130.05</u>	<u>1,125.10</u>	<u>1,130.05</u>	<u>0.00</u>	<u>0.00</u>	<u>10,006,437.87</u>	<u>1,125.10</u>	<u>1,130.05</u>
TT04 - TEXAS TERM ROAD & BRIDGE													
State Pool													
TT04-TX TERM Road & Bridge	AR-0026	State Pool	11/01/08	Open	<u>1,121.75</u>	<u>1,126.68</u>	<u>1,121.75</u>	<u>1,126.68</u>	<u>0.00</u>	<u>0.00</u>	<u>10,463.28</u>	<u>1,121.75</u>	<u>1,126.68</u>
State Pool Total					<u>1,121.75</u>	<u>1,126.68</u>	<u>1,121.75</u>	<u>1,126.68</u>	<u>0.00</u>	<u>0.00</u>	<u>10,463.28</u>	<u>1,121.75</u>	<u>1,126.68</u>
TT04 - TEXAS TERM ROAD & BRIDGE Total					<u>1,121.75</u>	<u>1,126.68</u>	<u>1,121.75</u>	<u>1,126.68</u>	<u>0.00</u>	<u>0.00</u>	<u>10,463.28</u>	<u>1,121.75</u>	<u>1,126.68</u>
TT02 - TEXAS TERM TOLL OPERATIONS													
State Pool													
TT02-TX TERM Toll Rd. Operation	AR-0024	State Pool	11/01/08	Open	<u>1,123.79</u>	<u>1,128.73</u>	<u>1,123.79</u>	<u>1,128.73</u>	<u>0.00</u>	<u>0.00</u>	<u>0.00</u>	<u>1,123.79</u>	<u>1,128.73</u>
State Pool Total					<u>1,123.79</u>	<u>1,128.73</u>	<u>1,123.79</u>	<u>1,128.73</u>	<u>0.00</u>	<u>0.00</u>	<u>0.00</u>	<u>1,123.79</u>	<u>1,128.73</u>
TT02 - TEXAS TERM TOLL OPERATIONS Total					<u>1,123.79</u>	<u>1,128.73</u>	<u>1,123.79</u>	<u>1,128.73</u>	<u>0.00</u>	<u>0.00</u>	<u>0.00</u>	<u>1,123.79</u>	<u>1,128.73</u>
09 - Temporary Holding													
Money Market													
Cadence-Money Market Accts	AR-0058	Money Market	01/31/21	Open	<u>29,898,519.13</u>	<u>28,836,997.03</u>	<u>29,898,519.13</u>	<u>28,836,997.03</u>	<u>0.00</u>	<u>0.00</u>	<u>210,194,488.52</u>	<u>29,898,519.13</u>	<u>28,836,997.03</u>
Money Market Total					<u>29,898,519.13</u>	<u>28,836,997.03</u>	<u>29,898,519.13</u>	<u>28,836,997.03</u>	<u>0.00</u>	<u>0.00</u>	<u>210,194,488.52</u>	<u>29,898,519.13</u>	<u>28,836,997.03</u>
09 - Temporary Holding Total					<u>29,898,519.13</u>	<u>28,836,997.03</u>	<u>29,898,519.13</u>	<u>28,836,997.03</u>	<u>0.00</u>	<u>0.00</u>	<u>210,194,488.52</u>	<u>29,898,519.13</u>	<u>28,836,997.03</u>
2700 - US Bank													
Cash													
MB45-U S Bank	AR-0078	Balance Account	06/20/23	01/31/24	<u>112,000,000.00</u>	<u>112,000,000.00</u>	<u>112,000,000.00</u>	<u>112,000,000.00</u>	<u>0.00</u>	<u>0.00</u>	<u>112,000,000.00</u>	<u>112,000,000.00</u>	<u>112,000,000.00</u>
Cash Total					<u>112,000,000.00</u>	<u>112,000,000.00</u>	<u>112,000,000.00</u>	<u>112,000,000.00</u>	<u>0.00</u>	<u>0.00</u>	<u>112,000,000.00</u>	<u>112,000,000.00</u>	<u>112,000,000.00</u>
2700 - US Bank Total					<u>112,000,000.00</u>	<u>112,000,000.00</u>	<u>112,000,000.00</u>	<u>112,000,000.00</u>	<u>0.00</u>	<u>0.00</u>	<u>112,000,000.00</u>	<u>112,000,000.00</u>	<u>112,000,000.00</u>

Portfolio Position

Ft. Bend County

Effective Interest - Actual Life
Receipts in Period
09/01/23 - 09/30/23

CUSIP	Invest Number	Security Description	Purchase Date	Call Date	Par Value On 09/01/23	Par Value On 09/30/23	Market Val On 09/01/23	Market Val On 09/30/23	Purchase Cost	Sales Proceeds	Original Princ/Cost	Amor Value On 09/01/23	Amor Value On 09/30/23
Combined Port													
Cash													
MB45-U S Bank	AR-0078	Balance Account	06/20/23	01/31/24	<u>112,000,000.00</u>	<u>112,000,000.00</u>	<u>112,000,000.00</u>	<u>112,000,000.00</u>	<u>0.00</u>	<u>0.00</u>	<u>112,000,000.00</u>	<u>112,000,000.00</u>	<u>112,000,000.00</u>
Cash Total					112,000,000.00	112,000,000.00	112,000,000.00	112,000,000.00	0.00	0.00	112,000,000.00	112,000,000.00	112,000,000.00
Money Market													
Cadence-Money Market Accts	AR-0058	Money Market	01/31/21	Open	<u>29,898,519.13</u>	<u>28,836,997.03</u>	<u>29,898,519.13</u>	<u>28,836,997.03</u>	<u>0.00</u>	<u>0.00</u>	<u>210,194,488.52</u>	<u>29,898,519.13</u>	<u>28,836,997.03</u>
Money Market Total					29,898,519.13	28,836,997.03	29,898,519.13	28,836,997.03	0.00	0.00	210,194,488.52	29,898,519.13	28,836,997.03
State Pool													
LO10-LOGIC-COUNTY'S CARE ACT	AR-0047	State Pool	05/12/20	Open	1,605,484.12	1,487,707.02	1,605,484.12	1,487,707.02	0.00	0.00	67,000,000.00	1,605,484.12	1,487,707.02
LO13-Logic-2023 MOBILITY PROJ	AR-0079	State Pool	08/09/23	Open	16,383,383.80	13,793,227.62	16,383,383.80	13,793,227.62	0.00	0.00	20,000,000.00	16,383,383.80	13,793,227.62
LO14-LOCIG-2023 CERT OF OB	AR-0080	State Pool	08/09/23	Open	7,017,387.00	11,942.38	7,017,387.00	11,942.38	0.00	0.00	8,000,000.00	7,017,387.00	11,942.38
LOG1-Logic- General	AR-0028	State Pool	11/10/08	Open	31,138,899.94	24,262,056.29	31,138,899.94	24,262,056.29	0.00	0.00	10,000,000.00	31,138,899.94	24,262,056.29
LOG2-Logic-Toll Rd.Operations	AR-0029	State Pool	11/10/08	Open	14,220,403.91	14,284,884.63	14,220,403.91	14,284,884.63	0.00	0.00	2,000,000.00	14,220,403.91	14,284,884.63
LOG5-Logic-Drainage	AR-0032	State Pool	11/10/08	Open	979,620.38	984,062.36	979,620.38	984,062.36	0.00	0.00	500,000.00	979,620.38	984,062.36
LOG8-Logic-Road & Bridge	AR-0035	State Pool	11/10/08	Open	3,364,917.86	3,380,175.67	3,364,917.86	3,380,175.67	0.00	0.00	1,000,000.00	3,364,917.86	3,380,175.67
MB02-MBIA General	AR-0015	State Pool	11/01/08	Open	67,134,369.90	42,394,936.30	67,134,369.90	42,394,936.30	0.00	0.00	17,374,917.83	67,134,369.90	42,394,936.30
MB03-MBIA Road & Bridge	AR-0016	State Pool	11/01/08	Open	3,575,939.34	2,710,208.10	3,575,939.34	2,710,208.10	0.00	0.00	2,856,438.24	3,575,939.34	2,710,208.10
MB04-MBIA Drainage	AR-0017	State Pool	11/01/08	Open	6,029,162.94	4,968,592.46	6,029,162.94	4,968,592.46	0.00	0.00	1,267,218.21	6,029,162.94	4,968,592.46
MB06-MBIA Toll Rd. Operations	AR-0019	State Pool	11/01/08	Open	98,039,860.32	102,391,587.44	98,039,860.32	102,391,587.44	0.00	0.00	3,143,377.27	98,039,860.32	102,391,587.44
MB12-MBIA ESD 100 AGREEMENT	AR-0041	State Pool	08/31/16	Open	13,044,455.84	13,103,777.49	13,044,455.84	13,103,777.49	0.00	0.00	3,900,000.00	13,044,455.84	13,103,777.49
MB13-MBIA ASSISTANCE DIST #1	AR-0042	State Pool	08/31/16	Open	16,375,932.87	16,951,922.27	16,375,932.87	16,951,922.27	0.00	0.00	10,000,000.00	16,375,932.87	16,951,922.27
MB14-MBIA GR PARKWAY OPERATIONS	AR-0043	State Pool	08/31/16	Open	70,859,482.93	73,785,644.50	70,859,482.93	73,785,644.50	0.00	0.00	8,500,000.00	70,859,482.93	73,785,644.50
MB18-MBIA COUNTY'S CARES ACT	AR-0048	State Pool	05/12/20	Open	48,349,184.50	48,168,718.27	48,349,184.50	48,168,718.27	0.00	0.00	67,000,000.00	48,349,184.50	48,168,718.27
MB19-MBIA FBC ASSIST. DIST. #2	AR-0049	State Pool	05/13/20	Open	11,193,835.08	11,545,651.15	11,193,835.08	11,545,651.15	0.00	0.00	2,500,000.00	11,193,835.08	11,545,651.15
MB20- MBIA FBC ASSIST. DIST. #4	AR-0050	State Pool	05/13/20	Open	2,691,225.50	3,084,669.03	2,691,225.50	3,084,669.03	0.00	0.00	1,250,000.00	2,691,225.50	3,084,669.03
MB21-MBIA FBC ASSIST. DIST. #6	AR-0051	State Pool	05/13/20	Open	4,037,747.59	4,306,868.51	4,037,747.59	4,306,868.51	0.00	0.00	2,000,000.00	4,037,747.59	4,306,868.51
MB23-MBIA JUVENILE	AR-0053	State Pool	05/13/20	Open	5,583,447.90	4,906,291.59	5,583,447.90	4,906,291.59	0.00	0.00	8,000,000.00	5,583,447.90	4,906,291.59
MB24-MBIA DEBT SERVICE	AR-0054	State Pool	05/13/20	Open	11,188,681.49	11,239,563.74	11,188,681.49	11,239,563.74	0.00	0.00	21,000,000.00	11,188,681.49	11,239,563.74
MB25-MBIA DRAINAGE DEBT SERVICE	AR-0055	State Pool	05/13/20	Open	4,230,943.21	4,250,184.10	4,230,943.21	4,250,184.10	0.00	0.00	1,000,000.00	4,230,943.21	4,250,184.10
MB26-FACILITIES BOND 2018	AR-0056	State Pool	05/13/20	Open	1,954,956.47	1,943,774.14	1,954,956.47	1,943,774.14	0.00	0.00	14,000,000.00	1,954,956.47	1,943,774.14
MB27-MBIA TX HERITAGE PARKWAY	AR-0057	State Pool	05/13/20	Open	518,936.60	521,296.56	518,936.60	521,296.56	0.00	0.00	17,000,000.00	518,936.60	521,296.56
MB28-MBIA GRAND PARKWAY 2021	AR-0059	State Pool	08/02/21	Open	3,326,585.28	2,951,535.90	3,326,585.28	2,951,535.90	0.00	0.00	25,000,000.00	3,326,585.28	2,951,535.90
MB29-MBIA SR LIEN TOLL RD 2021	AR-0060	State Pool	08/02/21	Open	28,919,431.57	26,549,809.06	28,919,431.57	26,549,809.06	0.00	0.00	68,000,000.00	28,919,431.57	26,549,809.06
MB30-MBIA FLOOD PRO DRAINAGE 20	AR-0061	State Pool	08/02/21	Open	14,782,217.87	14,376,057.55	14,782,217.87	14,376,057.55	0.00	0.00	10,000,000.00	14,782,217.87	14,376,057.55
MB31-MBIA FBC ASSIST DIST #9	AR-0062	State Pool	03/11/22	Open	3,963,870.74	4,182,503.98	3,963,870.74	4,182,503.98	0.00	0.00	2,000,000.00	3,963,870.74	4,182,503.98
MB32-MBIA FBC ASSIST DIST #11	AR-0063	State Pool	03/11/22	Open	8,496,496.08	8,886,197.33	8,496,496.08	8,886,197.33	0.00	0.00	3,000,000.00	8,496,496.08	8,886,197.33
MB36-MBIA FEE OFFICER	AR-0065	State Pool	03/14/22	Open	1,306,059.40	2,308,950.28	1,306,059.40	2,308,950.28	0.00	0.00	3,000,000.00	1,306,059.40	2,308,950.28
MB37-MBIA FBC ASSIST DIST #7	AR-0066	State Pool	03/14/22	Open	2,553,217.07	2,875,905.42	2,553,217.07	2,875,905.42	0.00	0.00	1,000,000.00	2,553,217.07	2,875,905.42
MB38-MBIA 2020A FBC TAX NOTE	AR-0067	State Pool	03/14/22	Open	1,191,940.23	1,197,360.78	1,191,940.23	1,197,360.78	0.00	0.00	2,000,000.00	1,191,940.23	1,197,360.78
MB39-MBIA 2022 TAX NOTE	AR-0072	State Pool	12/16/22	Open	26,654,623.53	25,598,682.02	26,654,623.53	25,598,682.02	0.00	0.00	0.00	26,654,623.53	25,598,682.02
MB40-MBIA FBC ASSIST DIST #22	AR-0073	State Pool	12/16/22	Open	1,289,276.49	1,395,443.14	1,289,276.49	1,395,443.14	0.00	0.00	1,000,000.00	1,289,276.49	1,395,443.14
MB41-MBIA FUND440 CSCD	AR-0074	State Pool	12/16/22	Open	4,459,132.59	4,278,683.20	4,459,132.59	4,278,683.20	0.00	0.00	4,000,000.00	4,459,132.59	4,278,683.20
MB42-MBIA FBC ASSIST DIST #10	AR-0075	State Pool	12/16/22	Open	1,181,532.83	1,337,361.24	1,181,532.83	1,337,361.24	0.00	0.00	500,000.00	1,181,532.83	1,337,361.24
MB43-MBIA LATERAL ROAD	AR-0076	State Pool	12/16/22	Open	1,392,991.65	1,399,326.50	1,392,991.65	1,399,326.50	0.00	0.00	1,000,000.00	1,392,991.65	1,399,326.50
MB44-MBIA COUNTY LAW LIBRARY	AR-0077	State Pool	12/16/22	Open	1,136,600.94	1,141,769.81	1,136,600.94	1,141,769.81	0.00	0.00	1,000,000.00	1,136,600.94	1,141,769.81
MB45-MBIA ASSIST. DISTRICT #5	AR-0081	State Pool	08/17/23	Open	601,353.41	754,543.38	601,353.41	754,543.38	0.00	0.00	600,000.00	601,353.41	754,543.38
MB46-MBIA ALIANA MGMT DIST AGRE	AR-0082	State Pool	08/17/23	Open	501,127.84	503,406.78	501,127.84	503,406.78	0.00	0.00	500,000.00	501,127.84	503,406.78
MB47-MBIA ASSET FORF TASK STATE	AR-0083	State Pool	08/17/23	Open	3,006,767.07	2,939,162.80	3,006,767.07	2,939,162.80	0.00	0.00	3,000,000.00	3,006,767.07	2,939,162.80
MB48-MBIA DA ASSET FORF.STATE	AR-0084	State Pool	08/17/23	Open	851,917.34	855,791.58	851,917.34	855,791.58	0.00	0.00	850,000.00	851,917.34	855,791.58

Portfolio Position

Ft. Bend County

Effective Interest - Actual Life
Receipts in Period
09/01/23 - 09/30/23

CUSIP	Invest Number	Security Description	Purchase Date	Call Date	Par Value On 09/01/23	Par Value On 09/30/23	Market Val On 09/01/23	Market Val On 09/30/23	Purchase Cost	Sales Proceeds	Original Princ/Cost	Amor Value On 09/01/23	Amor Value On 09/30/23
MB49-FBC ASSIST. DIST #16	AR-0085	State Pool	08/17/23	Open	701,579.01	693,828.67	701,579.01	693,828.67	0.00	0.00	700,000.00	701,579.01	693,828.67
TT00-TX TERM General	AR-0022	State Pool	11/01/08	Open	1,125.10	1,130.05	1,125.10	1,130.05	0.00	0.00	10,006,437.87	1,125.10	1,130.05
TT02-TX TERM Toll Rd. Operation	AR-0024	State Pool	11/01/08	Open	1,123.79	1,128.73	1,123.79	1,128.73	0.00	0.00	0.00	1,123.79	1,128.73
TT04-TX TERM Road & Bridge	AR-0026	State Pool	11/01/08	Open	1,121.75	1,126.68	1,121.75	1,126.68	0.00	0.00	10,463.28	1,121.75	1,126.68
TT05-TX TERM Drainage	AR-0027	State Pool	11/01/08	Open	372.14	373.78	372.14	373.78	0.00	0.00	109,774.61	372.14	373.78
State Pool Total					<u>545,838,723.21</u>	<u>508,707,820.28</u>	<u>545,838,723.21</u>	<u>508,707,820.28</u>	<u>0.00</u>	<u>0.00</u>	<u>426,568,627.31</u>	<u>545,838,723.21</u>	<u>508,707,820.28</u>
Combined Port Total					<u>687,737,242.34</u>	<u>649,544,817.31</u>	<u>687,737,242.34</u>	<u>649,544,817.31</u>	<u>0.00</u>	<u>0.00</u>	<u>748,763,115.83</u>	<u>687,737,242.34</u>	<u>649,544,817.31</u>

Earnings and Yields Summary

Ft. Bend County

Effective Interest - Actual Life

Receipts in Period

09/01/23 - 09/30/23

Security Description	09/01/23 09/07/23	09/08/23 09/14/23	09/15/23 09/21/23	09/22/23 09/28/23	09/29/23 09/30/23	09/01/23 09/30/23
Combined Port						
Cash	115,989.04	115,989.04	115,989.04	115,989.04	33,139.73	497,095.89
Money Market	1,744.58	1,744.57	1,744.57	1,744.57	489.54	7,467.83
State Pool	576,428.77	563,356.64	552,333.07	549,948.74	154,416.85	2,396,484.07
Port Total	<u>694,162.39</u>	<u>681,090.25</u>	<u>670,066.68</u>	<u>667,682.35</u>	<u>188,046.12</u>	<u>2,901,047.79</u>
Combined Port						
Cash	5.4000	5.4000	5.4000	5.4000	5.4000	5.4000
Money Market	0.3043	0.3043	0.3043	0.3043	0.3043	0.3043
State Pool	5.5279	5.5280	5.5285	5.5286	5.5530	5.5298
Port Total	<u>5.2792</u>	<u>5.2748</u>	<u>5.2712</u>	<u>5.2703</u>	<u>5.2890</u>	<u>5.2749</u>

Maturity Aging
Ft. Bend County
 Effective Interest - Actual Life
 Receipts in Period
 09/30/23

CUSIP	Invest Number	Security Description	Purchase Date	Days to Maturity	Yield Matur
Cash / Money Market					
Cadence-Money Market Accts	AR-0058	Money Market	01/31/21	0	0.2500
LO10-LOGIC-COUNTY'S CARE ACT	AR-0047	State Pool	05/12/20	0	5.5168
LO13-Logic-2023 MOBILITY PROJ	AR-0079	State Pool	08/09/23	0	5.5168
LO14-LOCIG-2023 CERT OF OB	AR-0080	State Pool	08/09/23	0	5.5168
LOG1-Logic- General	AR-0028	State Pool	11/10/08	0	5.5168
LOG2-Logic-Toll Rd.Operations	AR-0029	State Pool	11/10/08	0	5.5168
LOG5-Logic-Drainage	AR-0032	State Pool	11/10/08	0	5.5168
LOG8-Logic-Road & Bridge	AR-0035	State Pool	11/10/08	0	5.5168
MB02-MBIA General	AR-0015	State Pool	11/01/08	0	5.5213
MB03-MBIA Road & Bridge	AR-0016	State Pool	11/01/08	0	5.5213
MB04-MBIA Drainage	AR-0017	State Pool	11/01/08	0	5.4752
MB06-MBIA Toll Rd. Operations	AR-0019	State Pool	11/01/08	0	5.5213
MB12-MBIA ESD 100 AGREEMENT	AR-0041	State Pool	08/31/16	0	5.5213
MB13-MBIA ASSISTANCE DIST #1	AR-0042	State Pool	08/31/16	0	5.5213
MB14-MBIA GR PARKWAY OPERATIONS	AR-0043	State Pool	08/31/16	0	5.5213
MB18-MBIA COUNTY'S CARES ACT	AR-0048	State Pool	05/12/20	0	5.5213
MB19-MBIA FBC ASSIST. DIST. #2	AR-0049	State Pool	05/13/20	0	5.5213
MB20- MBIA FBC ASSIST. DIST. #4	AR-0050	State Pool	05/13/20	0	5.5213
MB21-MBIA FBC ASSIST. DIST. #6	AR-0051	State Pool	05/13/20	0	5.5213
MB23-MBIA JUVENILE	AR-0053	State Pool	05/13/20	0	5.5213
MB24-MBIA DEBT SERVICE	AR-0054	State Pool	05/13/20	0	5.5213
MB25-MBIA DRAINAGE DEBT SERVICE	AR-0055	State Pool	05/13/20	0	5.5213
MB26-FACILITIES BOND 2018	AR-0056	State Pool	05/13/20	0	5.5213
MB27-MBIA TX HERITAGE PARKWAY	AR-0057	State Pool	05/13/20	0	5.5213
MB28-MBIA GRAND PARKWAY 2021	AR-0059	State Pool	08/02/21	0	5.5213
MB29-MBIA SR LIEN TOLL RD 2021	AR-0060	State Pool	08/02/21	0	5.5213
MB30-MBIA FLOOD PRO DRAINAGE 20	AR-0061	State Pool	08/02/21	0	5.5213
MB31-MBIA FBC ASSIST DIST #9	AR-0062	State Pool	03/11/22	0	5.5213
MB32-MBIA FBC ASSIST DIST #11	AR-0063	State Pool	03/11/22	0	5.5213
MB36-MBIA FEE OFFICER	AR-0065	State Pool	03/14/22	0	5.5213
MB37-MBIA FBC ASSIST DIST #7	AR-0066	State Pool	03/14/22	0	5.5213
MB38-MBIA 2020A FBC TAX NOTE	AR-0067	State Pool	03/14/22	0	5.5213
MB39-MBIA 2022 TAX NOTE	AR-0072	State Pool	12/16/22	0	5.5213
MB40-MBIA FBC ASSIST DIST #22	AR-0073	State Pool	12/16/22	0	5.5213
MB41-MBIA FUND440 CSCD	AR-0074	State Pool	12/16/22	0	5.5213
MB42-MBIA FBC ASSIST DIST #10	AR-0075	State Pool	12/16/22	0	5.5213
MB43-MBIA LATERAL ROAD	AR-0076	State Pool	12/16/22	0	5.5213
MB44-MBIA COUNTY LAW LIBRARY	AR-0077	State Pool	12/16/22	0	5.5213
MB45-MBIA ASSIST. DISTRICT #5	AR-0081	State Pool	08/17/23	0	5.5213
MB46-MBIA ALIANA MGMT DIST AGRE	AR-0082	State Pool	08/17/23	0	5.5213
MB47-MBIA ASSET FORF TASK STATE	AR-0083	State Pool	08/17/23	0	5.5213
MB48-MBIA DA ASSET FORF.STATE	AR-0084	State Pool	08/17/23	0	5.5213

Maturity Aging
Ft. Bend County
 Effective Interest - Actual Life
 Receipts in Period
 09/30/23

CUSIP	Invest Number	Security Description	Purchase Date	Days to Maturity	Yield Matur
MB49-FBC ASSIST. DIST #16	AR-0085	State Pool	08/17/23	0	5.5213
TT00-TX TERM General	AR-0022	State Pool	11/01/08	0	5.3500
TT02-TX TERM Toll Rd. Operation	AR-0024	State Pool	11/01/08	0	5.3500
TT04-TX TERM Road & Bridge	AR-0026	State Pool	11/01/08	0	5.3500
TT05-TX TERM Drainage	AR-0027	State Pool	11/01/08	<u>0</u>	<u>5.3500</u>
Cash / Money Market Total				<u>0</u>	<u>5.2377</u>
91 - 180 Days					
MB45-U S Bank	AR-0078	Balance Account	06/20/23	<u>123</u>	<u>5.4000</u>
91 - 180 Days Total				<u>123</u>	<u>5.4000</u>
Investment Total				<u>21</u>	<u>5.2657</u>

Activity Statement

Ft. Bend County

Effective Interest - Actual Life
Receipts in Period
09/01/23 - 09/30/23

Run Date: 10/27/23
Run Time: 09:15:51
Page 1 of 2

14

Purchase Date	Sale Date	CUSIP	Invest Number	Security Description	Amor Value On 09/01/23	Changes In Principal	Purchase Cost	Sales Proceeds	Purchased Interest	Int/Div Rec In the Perd	Amor Value On 09/30/23
Cash											
06/20/23	Open	MB45-U S Bank	AR-0078	Balance Account	112,000,000.00	0.00	0.00	0.00	0.00	0.00	112,000,000.00
Cash Total					112,000,000.00	0.00	0.00	0.00	0.00	0.00	112,000,000.00
Money Market											
01/31/21	Open	Cadence-Money Market Accts	AR-0058	Money Market	29,898,519.13	-1,061,522.10	0.00	0.00	0.00	7,467.83	28,836,997.03
Money Market Total					29,898,519.13	-1,061,522.10	0.00	0.00	0.00	7,467.83	28,836,997.03
State Pool											
11/01/08	Open	MB02-MBIA General	AR-0015	State Pool	67,134,369.90	-24,739,433.60	0.00	0.00	0.00	254,507.00	42,394,936.30
11/01/08	Open	MB03-MBIA Road & Bridge	AR-0016	State Pool	3,575,939.34	-865,731.24	0.00	0.00	0.00	14,268.76	2,710,208.10
11/01/08	Open	MB04-MBIA Drainage	AR-0017	State Pool	6,029,162.94	-1,060,570.48	0.00	0.00	0.00	24,429.52	4,968,592.46
11/01/08	Open	MB06-MBIA Toll Rd. Operations	AR-0019	State Pool	98,039,860.32	4,351,727.12	0.00	0.00	0.00	451,727.12	102,391,587.44
11/01/08	Open	TT00-TX TERM General	AR-0022	State Pool	1,125.10	4.95	0.00	0.00	0.00	4.95	1,130.05
11/01/08	Open	TT02-TX TERM Toll Rd. Operation	AR-0024	State Pool	1,123.79	4.94	0.00	0.00	0.00	4.94	1,128.73
11/01/08	Open	TT04-TX TERM Road & Bridge	AR-0026	State Pool	1,121.75	4.93	0.00	0.00	0.00	4.93	1,126.68
11/01/08	Open	TT05-TX TERM Drainage	AR-0027	State Pool	372.14	1.64	0.00	0.00	0.00	1.64	373.78
11/10/08	Open	LOG1-Logic- General	AR-0028	State Pool	31,138,899.94	-6,876,843.65	0.00	0.00	0.00	123,156.35	24,262,056.29
11/10/08	Open	LOG2-Logic-Toll Rd.Operations	AR-0029	State Pool	14,220,403.91	64,480.72	0.00	0.00	0.00	64,480.72	14,284,884.63
11/10/08	Open	LOG5-Logic-Drainage	AR-0032	State Pool	979,620.38	4,441.98	0.00	0.00	0.00	4,441.98	984,062.36
11/10/08	Open	LOG8-Logic-Road & Bridge	AR-0035	State Pool	3,364,917.86	15,257.81	0.00	0.00	0.00	15,257.81	3,380,175.67
08/31/16	Open	MB12-MBIA ESD 100 AGREEMENT	AR-0041	State Pool	13,044,455.84	59,321.65	0.00	0.00	0.00	59,321.65	13,103,777.49
08/31/16	Open	MB13-MBIA ASSISTANCE DIST #1	AR-0042	State Pool	16,375,932.87	575,989.40	0.00	0.00	0.00	75,989.40	16,951,922.27
08/31/16	Open	MB14-MBIA GR PARKWAY OPERATIONS	AR-0043	State Pool	70,859,482.93	2,926,161.57	0.00	0.00	0.00	326,161.57	73,785,644.50
05/12/20	Open	LO10-LOGIC-COUNTY'S CARE ACT	AR-0047	State Pool	1,605,484.12	-117,777.10	0.00	0.00	0.00	7,222.90	1,487,707.02
05/12/20	Open	MB18-MBIA COUNTY'S CARES ACT	AR-0048	State Pool	48,349,184.50	-180,466.23	0.00	0.00	0.00	219,533.77	48,168,718.27
05/13/20	Open	MB19-MBIA FBC ASSIST. DIST. #2	AR-0049	State Pool	11,193,835.08	351,816.07	0.00	0.00	0.00	51,816.07	11,545,651.15
05/13/20	Open	MB20- MBIA FBC ASSIST. DIST. #4	AR-0050	State Pool	2,691,225.50	393,443.53	0.00	0.00	0.00	13,443.53	3,084,669.03
05/13/20	Open	MB21-MBIA FBC ASSIST. DIST. #6	AR-0051	State Pool	4,037,747.59	269,120.92	0.00	0.00	0.00	19,120.92	4,306,868.51
05/13/20	Open	MB23-MBIA JUVENILE	AR-0053	State Pool	5,583,447.90	-677,156.31	0.00	0.00	0.00	22,843.69	4,906,291.59
05/13/20	Open	MB24-MBIA DEBT SERVICE	AR-0054	State Pool	11,188,681.49	50,882.25	0.00	0.00	0.00	50,882.25	11,239,563.74
05/13/20	Open	MB25-MBIA DRAINAGE DEBT SERVICE	AR-0055	State Pool	4,230,943.21	19,240.89	0.00	0.00	0.00	19,240.89	4,250,184.10
05/13/20	Open	MB26-FACILITIES BOND 2018	AR-0056	State Pool	1,954,956.47	-11,182.33	0.00	0.00	0.00	8,817.67	1,943,774.14
05/13/20	Open	MB27-MBIA TX HERITAGE PARKWAY	AR-0057	State Pool	518,936.60	2,359.96	0.00	0.00	0.00	2,359.96	521,296.56
08/02/21	Open	MB28-MBIA GRAND PARKWAY 2021	AR-0059	State Pool	3,326,585.28	-375,049.38	0.00	0.00	0.00	14,950.62	2,951,535.90
08/02/21	Open	MB29-MBIA SR LIEN TOLL RD 2021	AR-0060	State Pool	28,919,431.57	-2,369,622.51	0.00	0.00	0.00	130,377.49	26,549,809.06
08/02/21	Open	MB30-MBIA FLOOD PRO DRAINAGE 20	AR-0061	State Pool	14,782,217.87	-406,160.32	0.00	0.00	0.00	65,839.68	14,376,057.55
03/11/22	Open	MB31-MBIA FBC ASSIST DIST #9	AR-0062	State Pool	3,963,870.74	218,633.24	0.00	0.00	0.00	18,633.24	4,182,503.98
03/11/22	Open	MB32-MBIA FBC ASSIST DIST #11	AR-0063	State Pool	8,496,496.08	389,701.25	0.00	0.00	0.00	39,701.25	8,886,197.33
03/14/22	Open	MB36-MBIA FEE OFFICER	AR-0065	State Pool	1,306,059.40	1,002,890.88	0.00	0.00	0.00	8,950.28	2,308,950.28
03/14/22	Open	MB37-MBIA FBC ASSIST DIST #7	AR-0066	State Pool	2,553,217.07	322,688.35	0.00	0.00	0.00	12,688.35	2,875,905.42
03/14/22	Open	MB38-MBIA 2020A FBC TAX NOTE	AR-0067	State Pool	1,191,940.23	5,420.55	0.00	0.00	0.00	5,420.55	1,197,360.78
12/16/22	Open	MB39-MBIA 2022 TAX NOTE	AR-0072	State Pool	26,654,623.53	-1,055,941.51	0.00	0.00	0.00	120,058.49	25,598,682.02
12/16/22	Open	MB40-MBIA FBC ASSIST DIST #22	AR-0073	State Pool	1,289,276.49	106,166.65	0.00	0.00	0.00	6,166.65	1,395,443.14
12/16/22	Open	MB41-MBIA FUND440 CSCD	AR-0074	State Pool	4,459,132.59	-180,449.39	0.00	0.00	0.00	19,550.61	4,278,683.20

Activity Statement
Ft. Bend County
 Effective Interest - Actual Life
 Receipts in Period
 09/01/23 - 09/30/23

15

Purchase Date	Sale Date	CUSIP	Invest Number	Security Description	Amor Value On 09/01/23	Changes In Principal	Purchase Cost	Sales Proceeds	Purchased Interest	Int/Div Rec In the Perd	Amor Value On 09/30/23
12/16/22	Open	MB42-MBIA FBC ASSIST DIST #10	AR-0075	State Pool	1,181,532.83	155,828.41	0.00	0.00	0.00	5,828.41	1,337,361.24
12/16/22	Open	MB43-MBIA LATERAL ROAD	AR-0076	State Pool	1,392,991.65	6,334.85	0.00	0.00	0.00	6,334.85	1,399,326.50
12/16/22	Open	MB44-MBIA COUNTY LAW LIBRARY	AR-0077	State Pool	1,136,600.94	5,168.87	0.00	0.00	0.00	5,168.87	1,141,769.81
08/09/23	Open	LO13-Logic-2023 MOBILITY PROJ	AR-0079	State Pool	16,383,383.80	-2,590,156.18	0.00	0.00	0.00	69,843.82	13,793,227.62
08/09/23	Open	LO14-LOCIG-2023 CERT OF OB	AR-0080	State Pool	7,017,387.00	-7,005,444.62	0.00	0.00	0.00	11,942.38	11,942.38
08/17/23	Open	MB45-MBIA ASSIST. DISTRICT #5	AR-0081	State Pool	601,353.41	153,189.97	0.00	0.00	0.00	3,189.97	754,543.38
08/17/23	Open	MB46-MBIA ALIANA MGMT DIST AGRE	AR-0082	State Pool	501,127.84	2,278.94	0.00	0.00	0.00	2,278.94	503,406.78
08/17/23	Open	MB47-MBIA ASSET FORF TASK STATE	AR-0083	State Pool	3,006,767.07	-67,604.27	0.00	0.00	0.00	13,395.73	2,939,162.80
08/17/23	Open	MB48-MBIA DA ASSET FORF.STATE	AR-0084	State Pool	851,917.34	3,874.24	0.00	0.00	0.00	3,874.24	855,791.58
08/17/23	Open	MB49-FBC ASSIST. DIST #16	AR-0085	State Pool	701,579.01	-7,750.34	0.00	0.00	0.00	3,249.66	693,828.67
State Pool Total					<u>545,838,723.21</u>	<u>-37,130,902.93</u>	<u>0.00</u>	<u>0.00</u>	<u>0.00</u>	<u>2,396,484.07</u>	<u>508,707,820.28</u>
Investment Total					<u>687,737,242.34</u>	<u>-38,192,425.03</u>	<u>0.00</u>	<u>0.00</u>	<u>0.00</u>	<u>2,403,951.90</u>	<u>649,544,817.31</u>

Interest Accrual

Ft. Bend County

Effective Interest - Actual Life
Receipts in Period
09/01/23 - 09/30/23

CUSIP	Invest Number	Security Description	Purchase Date	Sale Date	Yield Earned	Ending Par Val/Shares	Ending Val/Cost	Purchased Interest	Int/Div Rec In the Perd	Int/Div Accrued In the Perd	PTD Purch Received	Int/Div Rec Purch/Date	Int/Div Accrued Purch/Date
09 - Temporary Holding													
Money Market													
Cadence-Money Market Accts	AR-0058	Money Market	01/31/21	Open	0.3043	28,836,997.03	28,836,997.03	0.00	7,467.83	0.00	0.00	1,921,209.22	0.00
Money Market Total					0.3043	28,836,997.03	28,836,997.03	0.00	7,467.83	0.00	0.00	1,921,209.22	0.00
09 - Temporary Holding Total					0.3043	28,836,997.03	28,836,997.03	0.00	7,467.83	0.00	0.00	1,921,209.22	0.00
130 - Assistance Dist #1													
State Pool													
MB13-MBIA ASSISTANCE DIST #1	AR-0042	State Pool	08/31/16	Open	5.5322	16,951,922.27	16,951,922.27	0.00	75,989.40	0.00	0.00	865,444.96	0.00
State Pool Total					5.5322	16,951,922.27	16,951,922.27	0.00	75,989.40	0.00	0.00	865,444.96	0.00
130 - Assistance Dist #1 Total					5.5322	16,951,922.27	16,951,922.27	0.00	75,989.40	0.00	0.00	865,444.96	0.00
145 - ESD 100 Agreement													
State Pool													
MB12-MBIA ESD 100 AGREEMENT	AR-0041	State Pool	08/31/16	Open	5.5321	13,103,777.49	13,103,777.49	0.00	59,321.65	0.00	0.00	702,218.73	0.00
State Pool Total					5.5321	13,103,777.49	13,103,777.49	0.00	59,321.65	0.00	0.00	702,218.73	0.00
145 - ESD 100 Agreement Total					5.5321	13,103,777.49	13,103,777.49	0.00	59,321.65	0.00	0.00	702,218.73	0.00
2700 - US Bank													
Cash													
MB45-U S Bank	AR-0078	Balance Account	06/20/23	Open	5.4000	112,000,000.00	112,000,000.00	0.00	0.00	497,095.89	0.00	0.00	1,706,695.89
Cash Total					5.4000	112,000,000.00	112,000,000.00	0.00	0.00	497,095.89	0.00	0.00	1,706,695.89
2700 - US Bank Total					5.4000	112,000,000.00	112,000,000.00	0.00	0.00	497,095.89	0.00	0.00	1,706,695.89
810 - FBC Toll Road Operations													
State Pool													
TT02-TX TERM Toll Rd. Operation	AR-0024	State Pool	11/01/08	Open	0.0000	0.00	0.00	0.00	0.00	0.00	0.00	0.00	0.00
State Pool Total					0.0000	0.00	0.00	0.00	0.00	0.00	0.00	0.00	0.00
810 - FBC Toll Road Operations Total					0.0000	0.00	0.00	0.00	0.00	0.00	0.00	0.00	0.00
815 - Grand Parkway Operations													
State Pool													
MB14-MBIA GR PARKWAY OPERATIONS	AR-0043	State Pool	08/31/16	Open	5.5322	73,785,644.50	73,785,644.50	0.00	326,161.57	0.00	0.00	3,705,639.02	0.00
State Pool Total					5.5322	73,785,644.50	73,785,644.50	0.00	326,161.57	0.00	0.00	3,705,639.02	0.00
815 - Grand Parkway Operations Total					5.5322	73,785,644.50	73,785,644.50	0.00	326,161.57	0.00	0.00	3,705,639.02	0.00
LO10 - LOGIC COUNTYS CARES ACT													
State Pool													
LO10-LOGIC-COUNTY'S CARE ACT	AR-0047	State Pool	05/12/20	Open	5.5158	1,487,707.02	1,487,707.02	0.00	7,222.90	0.00	0.00	378,707.02	0.00
State Pool Total					5.5158	1,487,707.02	1,487,707.02	0.00	7,222.90	0.00	0.00	378,707.02	0.00
LO10 - LOGIC COUNTYS CARES ACT Total					5.5158	1,487,707.02	1,487,707.02	0.00	7,222.90	0.00	0.00	378,707.02	0.00
LO13 - 2023 MOBILITY PROJECT													
State Pool													
LO13-Logic-2023 MOBILITY PROJ	AR-0079	State Pool	08/09/23	Open	5.5151	13,793,227.62	13,793,227.62	0.00	69,843.82	0.00	0.00	138,227.62	0.00
State Pool Total					5.5151	13,793,227.62	13,793,227.62	0.00	69,843.82	0.00	0.00	138,227.62	0.00
LO13 - 2023 MOBILITY PROJECT Total					5.5151	13,793,227.62	13,793,227.62	0.00	69,843.82	0.00	0.00	138,227.62	0.00
LO14 - 2023 CERT. OF OBLIGATION													
State Pool													
LO14-LOCIG-2023 CERT OF OB	AR-0080	State Pool	08/09/23	Open	5.4942	11,942.38	11,942.38	0.00	11,942.38	0.00	0.00	39,329.38	0.00
State Pool Total					5.4942	11,942.38	11,942.38	0.00	11,942.38	0.00	0.00	39,329.38	0.00
LO14 - 2023 CERT. OF OBLIGATION Total					5.4942	11,942.38	11,942.38	0.00	11,942.38	0.00	0.00	39,329.38	0.00
LOG1 - LOGIC GENERAL													

Interest Accrual

Ft. Bend County

Effective Interest - Actual Life
Receipts in Period
09/01/23 - 09/30/23

CUSIP	Invest Number	Security Description	Purchase Date	Sale Date	Yield Earned	Ending Par Val/Shares	Ending Amor Val/Cost	Purchased Interest	Int/Div Rec In the Perd	Int/Div Accrued In the Perd	PTD Purch Received	Int/Div Rec Purch/Date	Int/Div Accrued Purch/Date
State Pool													
LOG1-Logic- General	AR-0028	State Pool	11/10/08	Open	5.5136	24,262,056.29	24,262,056.29	0.00	123,156.35	0.00	0.00	3,832,488.99	0.00
State Pool Total					5.5136	24,262,056.29	24,262,056.29	0.00	123,156.35	0.00	0.00	3,832,488.99	0.00
LOG1 - LOGIC GENERAL Total					5.5136	24,262,056.29	24,262,056.29	0.00	123,156.35	0.00	0.00	3,832,488.99	0.00
LOG2 - LOGIC TOLL OPERATIONS													
State Pool													
LOG2-Logic-Toll Rd.Operations	AR-0029	State Pool	11/10/08	Open	5.5160	14,284,884.63	14,284,884.63	0.00	64,480.72	0.00	0.00	946,215.71	0.00
State Pool Total					5.5160	14,284,884.63	14,284,884.63	0.00	64,480.72	0.00	0.00	946,215.71	0.00
LOG2 - LOGIC TOLL OPERATIONS Total					5.5160	14,284,884.63	14,284,884.63	0.00	64,480.72	0.00	0.00	946,215.71	0.00
LOG5 - LOGIC DRAINAGE													
State Pool													
LOG5-Logic-Drainage	AR-0032	State Pool	11/10/08	Open	5.5160	984,062.36	984,062.36	0.00	4,441.98	0.00	0.00	376,306.13	0.00
State Pool Total					5.5160	984,062.36	984,062.36	0.00	4,441.98	0.00	0.00	376,306.13	0.00
LOG5 - LOGIC DRAINAGE Total					5.5160	984,062.36	984,062.36	0.00	4,441.98	0.00	0.00	376,306.13	0.00
LOG8 - LOGIC ROAD & BRIDGE													
State Pool													
LOG8-Logic-Road & Bridge	AR-0035	State Pool	11/10/08	Open	5.5160	3,380,175.67	3,380,175.67	0.00	15,257.81	0.00	0.00	335,663.19	0.00
State Pool Total					5.5160	3,380,175.67	3,380,175.67	0.00	15,257.81	0.00	0.00	335,663.19	0.00
LOG8 - LOGIC ROAD & BRIDGE Total					5.5160	3,380,175.67	3,380,175.67	0.00	15,257.81	0.00	0.00	335,663.19	0.00
MB02 - MBIA GENERAL													
State Pool													
MB02-MBIA General	AR-0015	State Pool	11/01/08	Open	5.5313	42,394,936.30	42,394,936.30	0.00	254,507.00	0.00	0.00	5,544,173.95	0.00
State Pool Total					5.5313	42,394,936.30	42,394,936.30	0.00	254,507.00	0.00	0.00	5,544,173.95	0.00
MB02 - MBIA GENERAL Total					5.5313	42,394,936.30	42,394,936.30	0.00	254,507.00	0.00	0.00	5,544,173.95	0.00
MB03 - MBIA ROAD & BRIDGE													
State Pool													
MB03-MBIA Road & Bridge	AR-0016	State Pool	11/01/08	Open	5.5316	2,710,208.10	2,710,208.10	0.00	14,268.76	0.00	0.00	405,947.25	0.00
State Pool Total					5.5316	2,710,208.10	2,710,208.10	0.00	14,268.76	0.00	0.00	405,947.25	0.00
MB03 - MBIA ROAD & BRIDGE Total					5.5316	2,710,208.10	2,710,208.10	0.00	14,268.76	0.00	0.00	405,947.25	0.00
MB04 - MBIA DRAINAGE													
State Pool													
MB04-MBIA Drainage	AR-0017	State Pool	11/01/08	Open	5.5325	4,968,592.46	4,968,592.46	0.00	24,429.52	0.00	0.00	668,850.94	2,620.73
State Pool Total					5.5325	4,968,592.46	4,968,592.46	0.00	24,429.52	0.00	0.00	668,850.94	2,620.73
MB04 - MBIA DRAINAGE Total					5.5325	4,968,592.46	4,968,592.46	0.00	24,429.52	0.00	0.00	668,850.94	2,620.73
MB06 - MBIA TOLL RD OPERATIONS													
State Pool													
MB06-MBIA Toll Rd. Operations	AR-0019	State Pool	11/01/08	Open	5.5323	102,391,587.44	102,391,587.44	0.00	451,727.12	0.00	0.00	5,233,753.88	38,363.64
State Pool Total					5.5323	102,391,587.44	102,391,587.44	0.00	451,727.12	0.00	0.00	5,233,753.88	38,363.64
MB06 - MBIA TOLL RD OPERATIONS Total					5.5323	102,391,587.44	102,391,587.44	0.00	451,727.12	0.00	0.00	5,233,753.88	38,363.64
MB18 - MBIA COUNTYS CARES ACT													
State Pool													
MB18-MBIA COUNTY'S CARES ACT	AR-0048	State Pool	05/12/20	Open	5.5321	48,168,718.27	48,168,718.27	0.00	219,533.77	0.00	0.00	2,945,637.73	0.00
State Pool Total					5.5321	48,168,718.27	48,168,718.27	0.00	219,533.77	0.00	0.00	2,945,637.73	0.00
MB18 - MBIA COUNTYS CARES ACT Total					5.5321	48,168,718.27	48,168,718.27	0.00	219,533.77	0.00	0.00	2,945,637.73	0.00
MB19 - MBIA FBC ASSIST DIST #2													
State Pool													

Interest Accrual

Ft. Bend County

Effective Interest - Actual Life
Receipts in Period
09/01/23 - 09/30/23

CUSIP	Invest Number	Security Description	Purchase Date	Sale Date	Yield Earned	Ending Par Val/Shares	Ending Amor Val/Cost	Purchased Interest	Int/Div Rec In the Perd	Int/Div Accrued In the Perd	PTD Purch Received	Int/Div Rec Purch/Date	Int/Div Accrued Purch/Date
MB19-MBIA FBC ASSIST. DIST. #2	AR-0049	State Pool	05/13/20	Open	<u>5.5322</u>	<u>11,545,651.15</u>	<u>11,545,651.15</u>	<u>0.00</u>	<u>51,816.07</u>	<u>0.00</u>	<u>0.00</u>	<u>545,651.15</u>	<u>0.00</u>
State Pool Total					<u>5.5322</u>	<u>11,545,651.15</u>	<u>11,545,651.15</u>	<u>0.00</u>	<u>51,816.07</u>	<u>0.00</u>	<u>0.00</u>	<u>545,651.15</u>	<u>0.00</u>
MB19 - MBIA FBC ASSIST DIST #2 Total					<u>5.5322</u>	<u>11,545,651.15</u>	<u>11,545,651.15</u>	<u>0.00</u>	<u>51,816.07</u>	<u>0.00</u>	<u>0.00</u>	<u>545,651.15</u>	<u>0.00</u>
MB20 - MBIA FBC ASSIST DIST #4													
State Pool													
MB20- MBIA FBC ASSIST. DIST. #4	AR-0050	State Pool	05/13/20	Open	<u>5.5326</u>	<u>3,084,669.03</u>	<u>3,084,669.03</u>	<u>0.00</u>	<u>13,443.53</u>	<u>0.00</u>	<u>0.00</u>	<u>134,669.03</u>	<u>0.00</u>
State Pool Total					<u>5.5326</u>	<u>3,084,669.03</u>	<u>3,084,669.03</u>	<u>0.00</u>	<u>13,443.53</u>	<u>0.00</u>	<u>0.00</u>	<u>134,669.03</u>	<u>0.00</u>
MB20 - MBIA FBC ASSIST DIST #4 Total					<u>5.5326</u>	<u>3,084,669.03</u>	<u>3,084,669.03</u>	<u>0.00</u>	<u>13,443.53</u>	<u>0.00</u>	<u>0.00</u>	<u>134,669.03</u>	<u>0.00</u>
MB21 - MBIA ASSIST DIST #6													
State Pool													
MB21-MBIA FBC ASSIST. DIST. #6	AR-0051	State Pool	05/13/20	Open	<u>5.5323</u>	<u>4,306,868.51</u>	<u>4,306,868.51</u>	<u>0.00</u>	<u>19,120.92</u>	<u>0.00</u>	<u>0.00</u>	<u>206,868.51</u>	<u>0.00</u>
State Pool Total					<u>5.5323</u>	<u>4,306,868.51</u>	<u>4,306,868.51</u>	<u>0.00</u>	<u>19,120.92</u>	<u>0.00</u>	<u>0.00</u>	<u>206,868.51</u>	<u>0.00</u>
MB21 - MBIA ASSIST DIST #6 Total					<u>5.5323</u>	<u>4,306,868.51</u>	<u>4,306,868.51</u>	<u>0.00</u>	<u>19,120.92</u>	<u>0.00</u>	<u>0.00</u>	<u>206,868.51</u>	<u>0.00</u>
MB23 - MBIA JUVENILE													
State Pool													
MB23-MBIA JUVENILE	AR-0053	State Pool	05/13/20	Open	<u>5.5318</u>	<u>4,906,291.59</u>	<u>4,906,291.59</u>	<u>0.00</u>	<u>22,843.69</u>	<u>0.00</u>	<u>0.00</u>	<u>557,525.22</u>	<u>0.00</u>
State Pool Total					<u>5.5318</u>	<u>4,906,291.59</u>	<u>4,906,291.59</u>	<u>0.00</u>	<u>22,843.69</u>	<u>0.00</u>	<u>0.00</u>	<u>557,525.22</u>	<u>0.00</u>
MB23 - MBIA JUVENILE Total					<u>5.5318</u>	<u>4,906,291.59</u>	<u>4,906,291.59</u>	<u>0.00</u>	<u>22,843.69</u>	<u>0.00</u>	<u>0.00</u>	<u>557,525.22</u>	<u>0.00</u>
MB24 - MBIA DEBT SERVICE													
State Pool													
MB24-MBIA DEBT SERVICE	AR-0054	State Pool	05/13/20	Open	<u>5.5321</u>	<u>11,239,563.74</u>	<u>11,239,563.74</u>	<u>0.00</u>	<u>50,882.25</u>	<u>0.00</u>	<u>0.00</u>	<u>1,914,286.50</u>	<u>0.00</u>
State Pool Total					<u>5.5321</u>	<u>11,239,563.74</u>	<u>11,239,563.74</u>	<u>0.00</u>	<u>50,882.25</u>	<u>0.00</u>	<u>0.00</u>	<u>1,914,286.50</u>	<u>0.00</u>
MB24 - MBIA DEBT SERVICE Total					<u>5.5321</u>	<u>11,239,563.74</u>	<u>11,239,563.74</u>	<u>0.00</u>	<u>50,882.25</u>	<u>0.00</u>	<u>0.00</u>	<u>1,914,286.50</u>	<u>0.00</u>
MB25 - MBIA DRAINAGE DEBT SERVICE													
State Pool													
MB25-MBIA DRAINAGE DEBT SERVICE	AR-0055	State Pool	05/13/20	Open	<u>5.5321</u>	<u>4,250,184.10</u>	<u>4,250,184.10</u>	<u>0.00</u>	<u>19,240.89</u>	<u>0.00</u>	<u>0.00</u>	<u>250,184.10</u>	<u>0.00</u>
State Pool Total					<u>5.5321</u>	<u>4,250,184.10</u>	<u>4,250,184.10</u>	<u>0.00</u>	<u>19,240.89</u>	<u>0.00</u>	<u>0.00</u>	<u>250,184.10</u>	<u>0.00</u>
MB25 - MBIA DRAINAGE DEBT SERVICE Total					<u>5.5321</u>	<u>4,250,184.10</u>	<u>4,250,184.10</u>	<u>0.00</u>	<u>19,240.89</u>	<u>0.00</u>	<u>0.00</u>	<u>250,184.10</u>	<u>0.00</u>
MB26 - MBIA FACILITIES BOND 2018													
State Pool													
MB26-FACILITIES BOND 2018	AR-0056	State Pool	05/13/20	Open	<u>5.5321</u>	<u>1,943,774.14</u>	<u>1,943,774.14</u>	<u>0.00</u>	<u>8,817.67</u>	<u>0.00</u>	<u>0.00</u>	<u>220,174.14</u>	<u>0.00</u>
State Pool Total					<u>5.5321</u>	<u>1,943,774.14</u>	<u>1,943,774.14</u>	<u>0.00</u>	<u>8,817.67</u>	<u>0.00</u>	<u>0.00</u>	<u>220,174.14</u>	<u>0.00</u>
MB26 - MBIA FACILITIES BOND 2018 Total					<u>5.5321</u>	<u>1,943,774.14</u>	<u>1,943,774.14</u>	<u>0.00</u>	<u>8,817.67</u>	<u>0.00</u>	<u>0.00</u>	<u>220,174.14</u>	<u>0.00</u>
MB27 - MBIA TX HERITAGE PARKWAY 2020													
State Pool													
MB27-MBIA TX HERITAGE PARKWAY	AR-0057	State Pool	05/13/20	Open	<u>5.5322</u>	<u>521,296.56</u>	<u>521,296.56</u>	<u>0.00</u>	<u>2,359.96</u>	<u>0.00</u>	<u>0.00</u>	<u>106,675.91</u>	<u>0.00</u>
State Pool Total					<u>5.5322</u>	<u>521,296.56</u>	<u>521,296.56</u>	<u>0.00</u>	<u>2,359.96</u>	<u>0.00</u>	<u>0.00</u>	<u>106,675.91</u>	<u>0.00</u>
MB27 - MBIA TX HERITAGE PARKWAY 2020 Total					<u>5.5322</u>	<u>521,296.56</u>	<u>521,296.56</u>	<u>0.00</u>	<u>2,359.96</u>	<u>0.00</u>	<u>0.00</u>	<u>106,675.91</u>	<u>0.00</u>
MB28 - MBIAGrand Parkway 2021													
State Pool													
MB28-MBIA GRAND PARKWAY 2021	AR-0059	State Pool	08/02/21	Open	<u>5.5321</u>	<u>2,951,535.90</u>	<u>2,951,535.90</u>	<u>0.00</u>	<u>14,950.62</u>	<u>0.00</u>	<u>0.00</u>	<u>681,535.90</u>	<u>0.00</u>
State Pool Total					<u>5.5321</u>	<u>2,951,535.90</u>	<u>2,951,535.90</u>	<u>0.00</u>	<u>14,950.62</u>	<u>0.00</u>	<u>0.00</u>	<u>681,535.90</u>	<u>0.00</u>
MB28 - MBIAGrand Parkway 2021 Total					<u>5.5321</u>	<u>2,951,535.90</u>	<u>2,951,535.90</u>	<u>0.00</u>	<u>14,950.62</u>	<u>0.00</u>	<u>0.00</u>	<u>681,535.90</u>	<u>0.00</u>
MB29 - MBIA Sr Lien 2021													
State Pool													
MB29-MBIA SR LIEN TOLL RD 2021	AR-0060	State Pool	08/02/21	Open	<u>5.5321</u>	<u>26,549,809.06</u>	<u>26,549,809.06</u>	<u>0.00</u>	<u>130,377.49</u>	<u>0.00</u>	<u>0.00</u>	<u>2,374,809.06</u>	<u>0.00</u>

Interest Accrual
Ft. Bend County
Effective Interest - Actual Life
Receipts in Period
09/01/23 - 09/30/23

CUSIP	Invest Number	Security Description	Purchase Date	Sale Date	Yield Earned	Ending Par Val/Shares	Ending Amor Val/Cost	Purchased Interest	Int/Div Rec In the Perd	Int/Div Accrued In the Perd	PTD Purch Received	Int/Div Rec Purch/Date	Int/Div Accrued Purch/Date
State Pool Total					5.5321	26,549,809.06	26,549,809.06	0.00	130,377.49	0.00	0.00	2,374,809.06	0.00
MB29 - MBIA Sr Lien 2021 Total					5.5321	26,549,809.06	26,549,809.06	0.00	130,377.49	0.00	0.00	2,374,809.06	0.00
MB30 - MBIA Flood Proj Drainage 20													
State Pool													
MB30-MBIA FLOOD PRO DRAINAGE 20	AR-0061	State Pool	08/02/21	Open	5.5321	14,376,057.55	14,376,057.55	0.00	65,839.68	0.00	0.00	887,057.55	0.00
State Pool Total					5.5321	14,376,057.55	14,376,057.55	0.00	65,839.68	0.00	0.00	887,057.55	0.00
MB30 - MBIA Flood Proj Drainage 20 Total					5.5321	14,376,057.55	14,376,057.55	0.00	65,839.68	0.00	0.00	887,057.55	0.00
MB31 - MBIA FBC ASSIST DIST #9													
State Pool													
MB31-MBIA FBC ASSIST DIST #9	AR-0062	State Pool	03/11/22	Open	5.5323	4,182,503.98	4,182,503.98	0.00	18,633.24	0.00	0.00	182,503.98	0.00
State Pool Total					5.5323	4,182,503.98	4,182,503.98	0.00	18,633.24	0.00	0.00	182,503.98	0.00
MB31 - MBIA FBC ASSIST DIST #9 Total					5.5323	4,182,503.98	4,182,503.98	0.00	18,633.24	0.00	0.00	182,503.98	0.00
MB32 - MBIA FBC ASSIST DIST #11													
State Pool													
MB32-MBIA FBC ASSIST DIST #11	AR-0063	State Pool	03/11/22	Open	5.5323	8,886,197.33	8,886,197.33	0.00	39,701.25	0.00	0.00	386,197.33	0.00
State Pool Total					5.5323	8,886,197.33	8,886,197.33	0.00	39,701.25	0.00	0.00	386,197.33	0.00
MB32 - MBIA FBC ASSIST DIST #11 Total					5.5323	8,886,197.33	8,886,197.33	0.00	39,701.25	0.00	0.00	386,197.33	0.00
MB36 - MBIA FEE OFFICER													
State Pool													
MB36-MBIA FEE OFFICER	AR-0065	State Pool	03/14/22	Open	5.5339	2,308,950.28	2,308,950.28	0.00	8,950.28	0.00	0.00	89,063.00	0.00
State Pool Total					5.5339	2,308,950.28	2,308,950.28	0.00	8,950.28	0.00	0.00	89,063.00	0.00
MB36 - MBIA FEE OFFICER Total					5.5339	2,308,950.28	2,308,950.28	0.00	8,950.28	0.00	0.00	89,063.00	0.00
MB37 - MBIA FBC ASSIST DIST #7													
State Pool													
MB37-MBIA FBC ASSIST DIST #7	AR-0066	State Pool	03/14/22	Open	5.5325	2,875,905.42	2,875,905.42	0.00	12,688.35	0.00	0.00	115,905.42	0.00
State Pool Total					5.5325	2,875,905.42	2,875,905.42	0.00	12,688.35	0.00	0.00	115,905.42	0.00
MB37 - MBIA FBC ASSIST DIST #7 Total					5.5325	2,875,905.42	2,875,905.42	0.00	12,688.35	0.00	0.00	115,905.42	0.00
MB38 - MBIA 2020A FBC TAX NOTE													
State Pool													
MB38-MBIA 2020A FBC TAX NOTE	AR-0067	State Pool	03/14/22	Open	5.5322	1,197,360.78	1,197,360.78	0.00	5,420.55	0.00	0.00	72,360.78	0.00
State Pool Total					5.5322	1,197,360.78	1,197,360.78	0.00	5,420.55	0.00	0.00	72,360.78	0.00
MB38 - MBIA 2020A FBC TAX NOTE Total					5.5322	1,197,360.78	1,197,360.78	0.00	5,420.55	0.00	0.00	72,360.78	0.00
MB39 - 2022 TAX NOTE													
State Pool													
MB39-MBIA 2022 TAX NOTE	AR-0072	State Pool	12/16/22	Open	5.5321	25,598,682.02	25,598,682.02	0.00	120,058.49	0.00	0.00	1,154,682.02	0.00
State Pool Total					5.5321	25,598,682.02	25,598,682.02	0.00	120,058.49	0.00	0.00	1,154,682.02	0.00
MB39 - 2022 TAX NOTE Total					5.5321	25,598,682.02	25,598,682.02	0.00	120,058.49	0.00	0.00	1,154,682.02	0.00
MB40 - FBC ASSIST DIST #22													
State Pool													
MB40-MBIA FBC ASSIST DIST #22	AR-0073	State Pool	12/16/22	Open	5.5324	1,395,443.14	1,395,443.14	0.00	6,166.65	0.00	0.00	45,443.14	0.00
State Pool Total					5.5324	1,395,443.14	1,395,443.14	0.00	6,166.65	0.00	0.00	45,443.14	0.00
MB40 - FBC ASSIST DIST #22 Total					5.5324	1,395,443.14	1,395,443.14	0.00	6,166.65	0.00	0.00	45,443.14	0.00
MB41 - 440V SUPERVISION													
State Pool													
MB41-MBIA FUND440 CSCD	AR-0074	State Pool	12/16/22	Open	5.5320	4,278,683.20	4,278,683.20	0.00	19,550.61	0.00	0.00	188,683.20	0.00
State Pool Total					5.5320	4,278,683.20	4,278,683.20	0.00	19,550.61	0.00	0.00	188,683.20	0.00

Interest Accrual
Ft. Bend County
Effective Interest - Actual Life
Receipts in Period
09/01/23 - 09/30/23

CUSIP	Invest Number	Security Description	Purchase Date	Sale Date	Yield Earned	Ending Par Val/Shares	Ending Amor Val/Cost	Purchased Interest	Int/Div Rec In the Perd	Int/Div Accrued In the Perd	PTD Purch Received	Int/Div Rec Purch/Date	Int/Div Accrued Purch/Date
MB41 - 440V SUPERVISION Total					<u>5.5320</u>	<u>4,278,683.20</u>	<u>4,278,683.20</u>	<u>0.00</u>	<u>19,550.61</u>	<u>0.00</u>	<u>0.00</u>	<u>188,683.20</u>	<u>0.00</u>
MB42 - FBC ASSIST DIST #10 State Pool													
MB42-MBIA FBC ASSIST DIST #10	AR-0075	State Pool	12/16/22	Open	5.5326	1,337,361.24	1,337,361.24	0.00	5,828.41	0.00	0.00	37,361.24	0.00
State Pool Total					<u>5.5326</u>	<u>1,337,361.24</u>	<u>1,337,361.24</u>	<u>0.00</u>	<u>5,828.41</u>	<u>0.00</u>	<u>0.00</u>	<u>37,361.24</u>	<u>0.00</u>
MB42 - FBC ASSIST DIST #10 Total					<u>5.5326</u>	<u>1,337,361.24</u>	<u>1,337,361.24</u>	<u>0.00</u>	<u>5,828.41</u>	<u>0.00</u>	<u>0.00</u>	<u>37,361.24</u>	<u>0.00</u>
MB43 - FBC LATERAL ROAD State Pool													
MB43-MBIA LATERAL ROAD	AR-0076	State Pool	12/16/22	Open	5.5321	1,399,326.50	1,399,326.50	0.00	6,334.85	0.00	0.00	49,326.50	0.00
State Pool Total					<u>5.5321</u>	<u>1,399,326.50</u>	<u>1,399,326.50</u>	<u>0.00</u>	<u>6,334.85</u>	<u>0.00</u>	<u>0.00</u>	<u>49,326.50</u>	<u>0.00</u>
MB43 - FBC LATERAL ROAD Total					<u>5.5321</u>	<u>1,399,326.50</u>	<u>1,399,326.50</u>	<u>0.00</u>	<u>6,334.85</u>	<u>0.00</u>	<u>0.00</u>	<u>49,326.50</u>	<u>0.00</u>
MB44 - FBC LAW LIBRARY State Pool													
MB44-MBIA COUNTY LAW LIBRARY	AR-0077	State Pool	12/16/22	Open	5.5321	1,141,769.81	1,141,769.81	0.00	5,168.87	0.00	0.00	41,769.81	0.00
State Pool Total					<u>5.5321</u>	<u>1,141,769.81</u>	<u>1,141,769.81</u>	<u>0.00</u>	<u>5,168.87</u>	<u>0.00</u>	<u>0.00</u>	<u>41,769.81</u>	<u>0.00</u>
MB44 - FBC LAW LIBRARY Total					<u>5.5321</u>	<u>1,141,769.81</u>	<u>1,141,769.81</u>	<u>0.00</u>	<u>5,168.87</u>	<u>0.00</u>	<u>0.00</u>	<u>41,769.81</u>	<u>0.00</u>
MB45 - FBC ASSIST DISTRICT #5 State Pool													
MB45-MBIA ASSIST. DISTRICT #5	AR-0081	State Pool	08/17/23	Open	5.5329	754,543.38	754,543.38	0.00	3,189.97	0.00	0.00	4,543.38	0.00
State Pool Total					<u>5.5329</u>	<u>754,543.38</u>	<u>754,543.38</u>	<u>0.00</u>	<u>3,189.97</u>	<u>0.00</u>	<u>0.00</u>	<u>4,543.38</u>	<u>0.00</u>
MB45 - FBC ASSIST DISTRICT #5 Total					<u>5.5329</u>	<u>754,543.38</u>	<u>754,543.38</u>	<u>0.00</u>	<u>3,189.97</u>	<u>0.00</u>	<u>0.00</u>	<u>4,543.38</u>	<u>0.00</u>
MB46 - ALIANA MGMT DIST AGREEMENT State Pool													
MB46-MBIA ALIANA MGMT DIST AGRE	AR-0082	State Pool	08/17/23	Open	5.5321	503,406.78	503,406.78	0.00	2,278.94	0.00	0.00	3,406.78	0.00
State Pool Total					<u>5.5321</u>	<u>503,406.78</u>	<u>503,406.78</u>	<u>0.00</u>	<u>2,278.94</u>	<u>0.00</u>	<u>0.00</u>	<u>3,406.78</u>	<u>0.00</u>
MB46 - ALIANA MGMT DIST AGREEMENT Total					<u>5.5321</u>	<u>503,406.78</u>	<u>503,406.78</u>	<u>0.00</u>	<u>2,278.94</u>	<u>0.00</u>	<u>0.00</u>	<u>3,406.78</u>	<u>0.00</u>
MB47 - ASSET FORF. TASK STATE State Pool													
MB47-MBIA ASSET FORF TASK STATE	AR-0083	State Pool	08/17/23	Open	5.5321	2,939,162.80	2,939,162.80	0.00	13,395.73	0.00	0.00	20,162.80	0.00
State Pool Total					<u>5.5321</u>	<u>2,939,162.80</u>	<u>2,939,162.80</u>	<u>0.00</u>	<u>13,395.73</u>	<u>0.00</u>	<u>0.00</u>	<u>20,162.80</u>	<u>0.00</u>
MB47 - ASSET FORF. TASK STATE Total					<u>5.5321</u>	<u>2,939,162.80</u>	<u>2,939,162.80</u>	<u>0.00</u>	<u>13,395.73</u>	<u>0.00</u>	<u>0.00</u>	<u>20,162.80</u>	<u>0.00</u>
MB48 - DA ASSET FORF. STATE State Pool													
MB48-MBIA DA ASSET FORF.STATE	AR-0084	State Pool	08/17/23	Open	5.5322	855,791.58	855,791.58	0.00	3,874.24	0.00	0.00	5,791.58	0.00
State Pool Total					<u>5.5322</u>	<u>855,791.58</u>	<u>855,791.58</u>	<u>0.00</u>	<u>3,874.24</u>	<u>0.00</u>	<u>0.00</u>	<u>5,791.58</u>	<u>0.00</u>
MB48 - DA ASSET FORF. STATE Total					<u>5.5322</u>	<u>855,791.58</u>	<u>855,791.58</u>	<u>0.00</u>	<u>3,874.24</u>	<u>0.00</u>	<u>0.00</u>	<u>5,791.58</u>	<u>0.00</u>
MB49 - FBC ASSIST. DISTRICT #16 State Pool													
MB49-FBC ASSIST. DIST #16	AR-0085	State Pool	08/17/23	Open	5.5321	693,828.67	693,828.67	0.00	3,249.66	0.00	0.00	4,828.67	0.00
State Pool Total					<u>5.5321</u>	<u>693,828.67</u>	<u>693,828.67</u>	<u>0.00</u>	<u>3,249.66</u>	<u>0.00</u>	<u>0.00</u>	<u>4,828.67</u>	<u>0.00</u>
MB49 - FBC ASSIST. DISTRICT #16 Total					<u>5.5321</u>	<u>693,828.67</u>	<u>693,828.67</u>	<u>0.00</u>	<u>3,249.66</u>	<u>0.00</u>	<u>0.00</u>	<u>4,828.67</u>	<u>0.00</u>
TT00 - TEXAS TERM GENERAL State Pool													
TT00-TX TERM General	AR-0022	State Pool	11/01/08	Open	5.3521	1,130.05	1,130.05	0.00	4.95	0.00	0.00	21,514.82	0.00
State Pool Total					<u>5.3521</u>	<u>1,130.05</u>	<u>1,130.05</u>	<u>0.00</u>	<u>4.95</u>	<u>0.00</u>	<u>0.00</u>	<u>21,514.82</u>	<u>0.00</u>
TT00 - TEXAS TERM GENERAL Total					<u>5.3521</u>	<u>1,130.05</u>	<u>1,130.05</u>	<u>0.00</u>	<u>4.95</u>	<u>0.00</u>	<u>0.00</u>	<u>21,514.82</u>	<u>0.00</u>

Interest Accrual
Ft. Bend County
 Effective Interest - Actual Life
 Receipts in Period
 09/01/23 - 09/30/23

CUSIP	Invest Number	Security Description	Purchase Date	Sale Date	Yield Earned	Ending Par Val/Shares	Ending Amor Val/Cost	Purchased Interest	Int/Div Rec In the Perd	Int/Div Accrued In the Perd	PTD Purch Received	Int/Div Rec Purch/Date	Int/Div Accrued Purch/Date
TT02 - TEXAS TERM TOLL OPERATIONS													
State Pool													
TT02-TX TERM Toll Rd. Operation	AR-0024	State Pool	11/01/08	Open	<u>5.3475</u>	<u>1,128.73</u>	<u>1,128.73</u>	<u>0.00</u>	<u>4.94</u>	<u>0.00</u>	<u>0.00</u>	<u>18,058.63</u>	<u>0.00</u>
State Pool Total					<u>5.3475</u>	<u>1,128.73</u>	<u>1,128.73</u>	<u>0.00</u>	<u>4.94</u>	<u>0.00</u>	<u>0.00</u>	<u>18,058.63</u>	<u>0.00</u>
TT02 - TEXAS TERM TOLL OPERATIONS Total					<u>5.3475</u>	<u>1,128.73</u>	<u>1,128.73</u>	<u>0.00</u>	<u>4.94</u>	<u>0.00</u>	<u>0.00</u>	<u>18,058.63</u>	<u>0.00</u>
TT04 - TEXAS TERM ROAD & BRIDGE													
State Pool													
TT04-TX TERM Road & Bridge	AR-0026	State Pool	11/01/08	Open	<u>5.3464</u>	<u>1,126.68</u>	<u>1,126.68</u>	<u>0.00</u>	<u>4.93</u>	<u>0.00</u>	<u>0.00</u>	<u>8,333.96</u>	<u>0.00</u>
State Pool Total					<u>5.3464</u>	<u>1,126.68</u>	<u>1,126.68</u>	<u>0.00</u>	<u>4.93</u>	<u>0.00</u>	<u>0.00</u>	<u>8,333.96</u>	<u>0.00</u>
TT04 - TEXAS TERM ROAD & BRIDGE Total					<u>5.3464</u>	<u>1,126.68</u>	<u>1,126.68</u>	<u>0.00</u>	<u>4.93</u>	<u>0.00</u>	<u>0.00</u>	<u>8,333.96</u>	<u>0.00</u>
TT05 - TEXAS TERM DRAINAGE													
State Pool													
TT05-TX TERM Drainage	AR-0027	State Pool	11/01/08	Open	<u>5.3610</u>	<u>373.78</u>	<u>373.78</u>	<u>0.00</u>	<u>1.64</u>	<u>0.00</u>	<u>0.00</u>	<u>5,053.06</u>	<u>0.00</u>
State Pool Total					<u>5.3610</u>	<u>373.78</u>	<u>373.78</u>	<u>0.00</u>	<u>1.64</u>	<u>0.00</u>	<u>0.00</u>	<u>5,053.06</u>	<u>0.00</u>
TT05 - TEXAS TERM DRAINAGE Total					<u>5.3610</u>	<u>373.78</u>	<u>373.78</u>	<u>0.00</u>	<u>1.64</u>	<u>0.00</u>	<u>0.00</u>	<u>5,053.06</u>	<u>0.00</u>

Premium/Discount Amortization

Ft. Bend County

Effective Interest - Actual Life
Receipts in Period
09/01/23 - 09/30/23

CUSIP	Invest Number	Security Description	Purchase Date	Amortiz Date	Yield Earned	Beginning Par Val/Shares	Beginning Unamor Val/Cost	Premium Discount	Ending Par Val/Shares	Ending Amor Val/Cost	Unamor Prem/Dscnt	Amortization In the Perd	Amortization Purch/Date
Cash													
MB45-U S Bank	AR-0078	Balance Account	06/20/23	01/31/24	5.4000	112,000,000.00	112,000,000.00	0.00	112,000,000.00	112,000,000.00	0.00	0.00	0.00
Cash Total					5.4000	112,000,000.00	112,000,000.00	0.00	112,000,000.00	112,000,000.00	0.00	0.00	0.00
Money Market													
Cadence-Money Market Accts	AR-0058	Money Market	01/31/21	Open	0.3043	29,898,519.13	29,898,519.13	0.00	28,836,997.03	28,836,997.03	0.00	0.00	0.00
Money Market Total					0.3043	29,898,519.13	29,898,519.13	0.00	28,836,997.03	28,836,997.03	0.00	0.00	0.00
State Pool													
MB02-MBIA General	AR-0015	State Pool	11/01/08	Open	5.5313	67,134,369.90	67,134,369.90	0.00	42,394,936.30	42,394,936.30	0.00	0.00	0.00
MB03-MBIA Road & Bridge	AR-0016	State Pool	11/01/08	Open	5.5316	3,575,939.34	3,575,939.34	0.00	2,710,208.10	2,710,208.10	0.00	0.00	0.00
MB04-MBIA Drainage	AR-0017	State Pool	11/01/08	Open	5.5325	6,029,162.94	6,029,162.94	0.00	4,968,592.46	4,968,592.46	0.00	0.00	0.00
MB06-MBIA Toll Rd. Operations	AR-0019	State Pool	11/01/08	Open	5.5323	98,039,860.32	98,039,860.32	0.00	102,391,587.44	102,391,587.44	0.00	0.00	0.00
TT00-TX TERM General	AR-0022	State Pool	11/01/08	Open	5.3521	1,125.10	1,125.10	0.00	1,130.05	1,130.05	0.00	0.00	0.00
TT02-TX TERM Toll Rd. Operation	AR-0024	State Pool	11/01/08	Open	5.3475	1,123.79	1,123.79	0.00	1,128.73	1,128.73	0.00	0.00	0.00
TT04-TX TERM Road & Bridge	AR-0026	State Pool	11/01/08	Open	5.3464	1,121.75	1,121.75	0.00	1,126.68	1,126.68	0.00	0.00	0.00
TT05-TX TERM Drainage	AR-0027	State Pool	11/01/08	Open	5.3610	372.14	372.14	0.00	373.78	373.78	0.00	0.00	0.00
LOG1-Logic- General	AR-0028	State Pool	11/10/08	Open	5.5136	31,138,899.94	31,138,899.94	0.00	24,262,056.29	24,262,056.29	0.00	0.00	0.00
LOG2-Logic-Toll Rd.Operations	AR-0029	State Pool	11/10/08	Open	5.5160	14,220,403.91	14,220,403.91	0.00	14,284,884.63	14,284,884.63	0.00	0.00	0.00
LOG5-Logic-Drainage	AR-0032	State Pool	11/10/08	Open	5.5160	979,620.38	979,620.38	0.00	984,062.36	984,062.36	0.00	0.00	0.00
LOG8-Logic-Road & Bridge	AR-0035	State Pool	11/10/08	Open	5.5160	3,364,917.86	3,364,917.86	0.00	3,380,175.67	3,380,175.67	0.00	0.00	0.00
MB12-MBIA ESD 100 AGREEMENT	AR-0041	State Pool	08/31/16	Open	5.5321	13,044,455.84	13,044,455.84	0.00	13,103,777.49	13,103,777.49	0.00	0.00	0.00
MB13-MBIA ASSISTANCE DIST #1	AR-0042	State Pool	08/31/16	Open	5.5322	16,375,932.87	16,375,932.87	0.00	16,951,922.27	16,951,922.27	0.00	0.00	0.00
MB14-MBIA GR PARKWAY OPERATIONS	AR-0043	State Pool	08/31/16	Open	5.5322	70,859,482.93	70,859,482.93	0.00	73,785,644.50	73,785,644.50	0.00	0.00	0.00
LO10-LOGIC-COUNTY'S CARE ACT	AR-0047	State Pool	05/12/20	Open	5.5158	1,605,484.12	1,605,484.12	0.00	1,487,707.02	1,487,707.02	0.00	0.00	0.00
MB18-MBIA COUNTY'S CARES ACT	AR-0048	State Pool	05/12/20	Open	5.5321	48,349,184.50	48,349,184.50	0.00	48,168,718.27	48,168,718.27	0.00	0.00	0.00
MB19-MBIA FBC ASSIST. DIST. #2	AR-0049	State Pool	05/13/20	Open	5.5322	11,193,835.08	11,193,835.08	0.00	11,545,651.15	11,545,651.15	0.00	0.00	0.00
MB20- MBIA FBC ASSIST. DIST. #4	AR-0050	State Pool	05/13/20	Open	5.5326	2,691,225.50	2,691,225.50	0.00	3,084,669.03	3,084,669.03	0.00	0.00	0.00
MB21-MBIA FBC ASSIST. DIST. #6	AR-0051	State Pool	05/13/20	Open	5.5323	4,037,747.59	4,037,747.59	0.00	4,306,868.51	4,306,868.51	0.00	0.00	0.00
MB23-MBIA JUVENILE	AR-0053	State Pool	05/13/20	Open	5.5318	5,583,447.90	5,583,447.90	0.00	4,906,291.59	4,906,291.59	0.00	0.00	0.00
MB24-MBIA DEBT SERVICE	AR-0054	State Pool	05/13/20	Open	5.5321	11,188,681.49	11,188,681.49	0.00	11,239,563.74	11,239,563.74	0.00	0.00	0.00
MB25-MBIA DRAINAGE DEBT SERVICE	AR-0055	State Pool	05/13/20	Open	5.5321	4,230,943.21	4,230,943.21	0.00	4,250,184.10	4,250,184.10	0.00	0.00	0.00
MB26-FACILITIES BOND 2018	AR-0056	State Pool	05/13/20	Open	5.5321	1,954,956.47	1,954,956.47	0.00	1,943,774.14	1,943,774.14	0.00	0.00	0.00
MB27-MBIA TX HERITAGE PARKWAY	AR-0057	State Pool	05/13/20	Open	5.5322	518,936.60	518,936.60	0.00	521,296.56	521,296.56	0.00	0.00	0.00
MB28-MBIA GRAND PARKWAY 2021	AR-0059	State Pool	08/02/21	Open	5.5321	3,326,585.28	3,326,585.28	0.00	2,951,535.90	2,951,535.90	0.00	0.00	0.00
MB29-MBIA SR LIEN TOLL RD 2021	AR-0060	State Pool	08/02/21	Open	5.5321	28,919,431.57	28,919,431.57	0.00	26,549,809.06	26,549,809.06	0.00	0.00	0.00
MB30-MBIA FLOOD PRO DRAINAGE 20	AR-0061	State Pool	08/02/21	Open	5.5321	14,782,217.87	14,782,217.87	0.00	14,376,057.55	14,376,057.55	0.00	0.00	0.00
MB31-MBIA FBC ASSIST DIST #9	AR-0062	State Pool	03/11/22	Open	5.5323	3,963,870.74	3,963,870.74	0.00	4,182,503.98	4,182,503.98	0.00	0.00	0.00
MB32-MBIA FBC ASSIST DIST #11	AR-0063	State Pool	03/11/22	Open	5.5323	8,496,496.08	8,496,496.08	0.00	8,886,197.33	8,886,197.33	0.00	0.00	0.00
MB36-MBIA FEE OFFICER	AR-0065	State Pool	03/14/22	Open	5.5339	1,306,059.40	1,306,059.40	0.00	2,308,950.28	2,308,950.28	0.00	0.00	0.00
MB37-MBIA FBC ASSIST DIST #7	AR-0066	State Pool	03/14/22	Open	5.5325	2,553,217.07	2,553,217.07	0.00	2,875,905.42	2,875,905.42	0.00	0.00	0.00
MB38-MBIA 2020A FBC TAX NOTE	AR-0067	State Pool	03/14/22	Open	5.5322	1,191,940.23	1,191,940.23	0.00	1,197,360.78	1,197,360.78	0.00	0.00	0.00
MB39-MBIA 2022 TAX NOTE	AR-0072	State Pool	12/16/22	Open	5.5321	26,654,623.53	26,654,623.53	0.00	25,598,682.02	25,598,682.02	0.00	0.00	0.00
MB40-MBIA FBC ASSIST DIST #22	AR-0073	State Pool	12/16/22	Open	5.5324	1,289,276.49	1,289,276.49	0.00	1,395,443.14	1,395,443.14	0.00	0.00	0.00
MB41-MBIA FUND440 CSCD	AR-0074	State Pool	12/16/22	Open	5.5320	4,459,132.59	4,459,132.59	0.00	4,278,683.20	4,278,683.20	0.00	0.00	0.00
MB42-MBIA FBC ASSIST DIST #10	AR-0075	State Pool	12/16/22	Open	5.5326	1,181,532.83	1,181,532.83	0.00	1,337,361.24	1,337,361.24	0.00	0.00	0.00
MB43-MBIA LATERAL ROAD	AR-0076	State Pool	12/16/22	Open	5.5321	1,392,991.65	1,392,991.65	0.00	1,399,326.50	1,399,326.50	0.00	0.00	0.00
MB44-MBIA COUNTY LAW LIBRARY	AR-0077	State Pool	12/16/22	Open	5.5321	1,136,600.94	1,136,600.94	0.00	1,141,769.81	1,141,769.81	0.00	0.00	0.00

Premium/Discount Amortization
Ft. Bend County
 Effective Interest - Actual Life
 Receipts in Period
 09/01/23 - 09/30/23

23

CUSIP	Invest Number	Security Description	Purchase Date	Amortiz Date	Yield Earned	Beginning Par Val/Shares	Beginning Unamor Val/Cost	Premium Discount	Ending Par Val/Shares	Ending Amor Val/Cost	Unamor Prem/Dscnt	Amortization In the Perd	Amortization Purch/Date
LO13-Logic-2023 MOBILITY PROJ	AR-0079	State Pool	08/09/23	Open	5.5151	16,383,383.80	16,383,383.80	0.00	13,793,227.62	13,793,227.62	0.00	0.00	0.00
LO14-LOCIG-2023 CERT OF OB	AR-0080	State Pool	08/09/23	Open	5.4942	7,017,387.00	7,017,387.00	0.00	11,942.38	11,942.38	0.00	0.00	0.00
MB45-MBIA ASSIST. DISTRICT #5	AR-0081	State Pool	08/17/23	Open	5.5329	601,353.41	601,353.41	0.00	754,543.38	754,543.38	0.00	0.00	0.00
MB46-MBIA ALIANA MGMT DIST AGRE	AR-0082	State Pool	08/17/23	Open	5.5321	501,127.84	501,127.84	0.00	503,406.78	503,406.78	0.00	0.00	0.00
MB47-MBIA ASSET FORF TASK STATE	AR-0083	State Pool	08/17/23	Open	5.5321	3,006,767.07	3,006,767.07	0.00	2,939,162.80	2,939,162.80	0.00	0.00	0.00
MB48-MBIA DA ASSET FORF.STATE	AR-0084	State Pool	08/17/23	Open	5.5322	851,917.34	851,917.34	0.00	855,791.58	855,791.58	0.00	0.00	0.00
MB49-FBC ASSIST. DIST #16	AR-0085	State Pool	08/17/23	Open	5.5321	701,579.01	701,579.01	0.00	693,828.67	693,828.67	0.00	0.00	0.00
State Pool Total					5.5298	545,838,723.21	545,838,723.21	0.00	508,707,820.28	508,707,820.28	0.00	0.00	0.00
Investment Total					5.2749	687,737,242.34	687,737,242.34	0.00	649,544,817.31	649,544,817.31	0.00	0.00	0.00

Open Investments

Ft. Bend County

Effective Interest - Actual Life
Receipts in Period
09/30/23

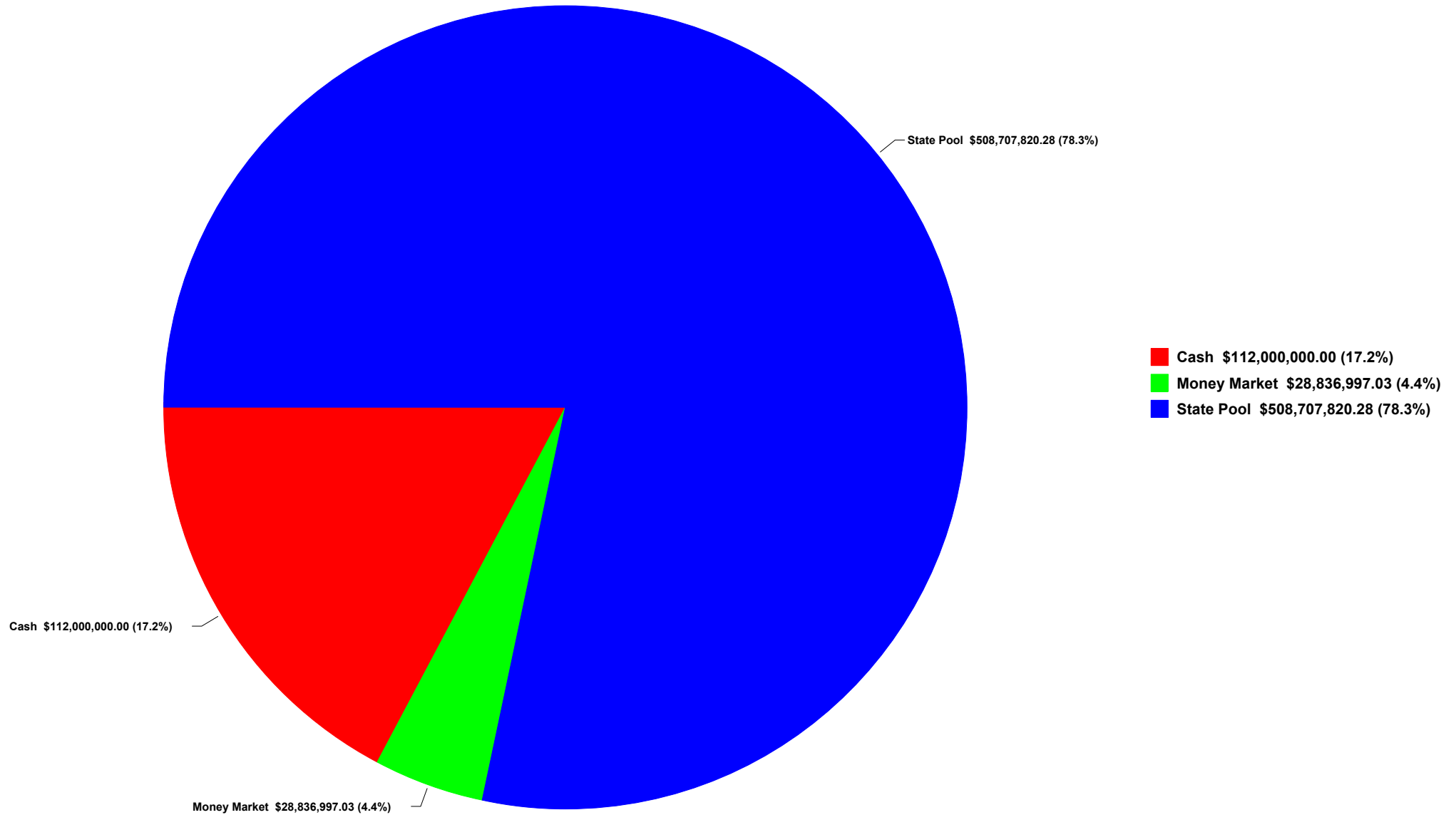
CUSIP	Invest Number	Security Description	Invest Class	Purchase Date	Call Date	Purchase Institut	Safe/Keep Institut	Issuing Institut	Yield Matur	Yield Call	Original Unit Cost	Original Par Val/Shares	Original Princ/Cost	Orig Prem Discount	Ending Unit Price	Ending Par Val/Shares	Ending Amor Val/Cost	Ending Prem/Dscnt
Cash																		
MB45-U S Bank	AR-0078	Balance Account		06/20/23	01/31/24	2700	None	2700	5.4000	5.4000	1.000000	112,000,000.00	112,000,000.00	0.00	1.000000	112,000,000.00	112,000,000.00	0.00
Cash Total									5.4000	5.4000	1.000000	112,000,000.00	112,000,000.00	0.00	1.000000	112,000,000.00	112,000,000.00	0.00
Money Market																		
Cadence-Money Market Accts	AR-0058	Money Market		01/31/21	Open	101	None	101	0.2500	0.2500	1.000000	210,194,488.52	210,194,488.52	0.00	1.000000	28,836,997.03	28,836,997.03	0.00
Money Market Total									0.2500	0.2500	1.000000	210,194,488.52	210,194,488.52	0.00	1.000000	28,836,997.03	28,836,997.03	0.00
State Pool																		
MB02-MBIA General	AR-0015	State Pool		11/01/08	Open	2000	None	2000	5.5213	5.5213	1.000000	17,374,917.83	17,374,917.83	0.00	1.000000	42,394,936.30	42,394,936.30	0.00
MB03-MBIA Road & Bridge	AR-0016	State Pool		11/01/08	Open	2000	None	2000	5.5213	5.5213	1.000000	2,856,438.24	2,856,438.24	0.00	1.000000	2,710,208.10	2,710,208.10	0.00
MB04-MBIA Drainage	AR-0017	State Pool		11/01/08	Open	2000	None	2000	5.4752	5.4752	1.000000	1,267,218.21	1,267,218.21	0.00	1.000000	4,968,592.46	4,968,592.46	0.00
MB06-MBIA Toll Rd. Operations	AR-0019	State Pool		11/01/08	Open	2000	None	2000	5.5213	5.5213	1.000000	3,143,377.27	3,143,377.27	0.00	1.000000	102,391,587.44	102,391,587.44	0.00
TT00-TX TERM General	AR-0022	State Pool		11/01/08	Open	2005	None	2005	5.3500	5.3500	1.000000	10,006,437.87	10,006,437.87	0.00	1.000000	1,130.05	1,130.05	0.00
TT02-TX TERM Toll Rd. Operation	AR-0024	State Pool		11/01/08	Open	2005	None	2005	5.3500	5.3500	0.000000	0.00	0.00	0.00	1.000000	1,128.73	1,128.73	0.00
TT04-TX TERM Road & Bridge	AR-0026	State Pool		11/01/08	Open	2005	None	2005	5.3500	5.3500	1.000000	10,463.28	10,463.28	0.00	1.000000	1,126.68	1,126.68	0.00
TT05-TX TERM Drainage	AR-0027	State Pool		11/01/08	Open	2005	None	2005	5.3500	5.3500	1.000000	109,774.61	109,774.61	0.00	1.000000	373.78	373.78	0.00
LOG1-Logic- General	AR-0028	State Pool		11/10/08	Open	200	None	200	5.5168	5.5168	1.000000	10,000,000.00	10,000,000.00	0.00	1.000000	24,262,056.29	24,262,056.29	0.00
LOG2-Logic-Toll Rd.Operations	AR-0029	State Pool		11/10/08	Open	200	None	200	5.5168	5.5168	1.000000	2,000,000.00	2,000,000.00	0.00	1.000000	14,284,884.63	14,284,884.63	0.00
LOG5-Logic-Drainage	AR-0032	State Pool		11/10/08	Open	200	None	200	5.5168	5.5168	1.000000	500,000.00	500,000.00	0.00	1.000000	984,062.36	984,062.36	0.00
LOG8-Logic-Road & Bridge	AR-0035	State Pool		11/10/08	Open	200	None	200	5.5168	5.5168	1.000000	1,000,000.00	1,000,000.00	0.00	1.000000	3,380,175.67	3,380,175.67	0.00
MB12-MBIA ESD 100 AGREEMENT	AR-0041	State Pool		08/31/16	Open	2000	None	2000	5.5213	5.5213	1.000000	3,900,000.00	3,900,000.00	0.00	1.000000	13,103,777.49	13,103,777.49	0.00
MB13-MBIA ASSISTANCE DIST #1	AR-0042	State Pool		08/31/16	Open	2000	None	2000	5.5213	5.5213	1.000000	10,000,000.00	10,000,000.00	0.00	1.000000	16,951,922.27	16,951,922.27	0.00
MB14-MBIA GR PARKWAY OPERATIONS	AR-0043	State Pool		08/31/16	Open	2000	None	2000	5.5213	5.5213	1.000000	8,500,000.00	8,500,000.00	0.00	1.000000	73,785,644.50	73,785,644.50	0.00
LO10-LOGIC-COUNTY'S CARE ACT	AR-0047	State Pool		05/12/20	Open	200	None	200	5.5168	5.5168	1.000000	67,000,000.00	67,000,000.00	0.00	1.000000	1,487,707.02	1,487,707.02	0.00
MB18-MBIA COUNTY'S CARES ACT	AR-0048	State Pool		05/12/20	Open	2000	None	2000	5.5213	5.5213	1.000000	67,000,000.00	67,000,000.00	0.00	1.000000	48,168,718.27	48,168,718.27	0.00
MB19-MBIA FBC ASSIST. DIST. #2	AR-0049	State Pool		05/13/20	Open	2000	None	2000	5.5213	5.5213	1.000000	2,500,000.00	2,500,000.00	0.00	1.000000	11,545,651.15	11,545,651.15	0.00
MB20- MBIA FBC ASSIST. DIST. #4	AR-0050	State Pool		05/13/20	Open	2000	None	2000	5.5213	5.5213	1.000000	1,250,000.00	1,250,000.00	0.00	1.000000	3,084,669.03	3,084,669.03	0.00
MB21-MBIA FBC ASSIST. DIST. #6	AR-0051	State Pool		05/13/20	Open	2000	None	2000	5.5213	5.5213	1.000000	2,000,000.00	2,000,000.00	0.00	1.000000	4,306,868.51	4,306,868.51	0.00
MB23-MBIA JUVENILE	AR-0053	State Pool		05/13/20	Open	2000	None	2000	5.5213	5.5213	1.000000	8,000,000.00	8,000,000.00	0.00	1.000000	4,906,291.59	4,906,291.59	0.00
MB24-MBIA DEBT SERVICE	AR-0054	State Pool		05/13/20	Open	2000	None	2000	5.5213	5.5213	1.000000	21,000,000.00	21,000,000.00	0.00	1.000000	11,239,563.74	11,239,563.74	0.00
MB25-MBIA DRAINAGE DEBT SERVICE	AR-0055	State Pool		05/13/20	Open	2000	None	2000	5.5213	5.5213	1.000000	1,000,000.00	1,000,000.00	0.00	1.000000	4,250,184.10	4,250,184.10	0.00
MB26-FACILITIES BOND 2018	AR-0056	State Pool		05/13/20	Open	2000	None	2000	5.5213	5.5213	1.000000	14,000,000.00	14,000,000.00	0.00	1.000000	1,943,774.14	1,943,774.14	0.00
MB27-MBIA TX HERITAGE PARKWAY	AR-0057	State Pool		05/13/20	Open	2000	None	2000	5.5213	5.5213	1.000000	17,000,000.00	17,000,000.00	0.00	1.000000	521,296.56	521,296.56	0.00
MB28-MBIA GRAND PARKWAY 2021	AR-0059	State Pool		08/02/21	Open	2000	None	2000	5.5213	5.5213	1.000000	25,000,000.00	25,000,000.00	0.00	1.000000	2,951,535.90	2,951,535.90	0.00
MB29-MBIA SR LIEN TOLL RD 2021	AR-0060	State Pool		08/02/21	Open	2000	None	2000	5.5213	5.5213	1.000000	68,000,000.00	68,000,000.00	0.00	1.000000	26,549,809.06	26,549,809.06	0.00
MB30-MBIA FLOOD PRO DRAINAGE 20	AR-0061	State Pool		08/02/21	Open	2000	None	2000	5.5213	5.5213	1.000000	10,000,000.00	10,000,000.00	0.00	1.000000	14,376,057.55	14,376,057.55	0.00
MB31-MBIA FBC ASSIST DIST #9	AR-0062	State Pool		03/11/22	Open	2000	None	2000	5.5213	5.5213	1.000000	2,000,000.00	2,000,000.00	0.00	1.000000	4,182,503.98	4,182,503.98	0.00
MB32-MBIA FBC ASSIST DIST #11	AR-0063	State Pool		03/11/22	Open	2000	None	2000	5.5213	5.5213	1.000000	3,000,000.00	3,000,000.00	0.00	1.000000	8,886,197.33	8,886,197.33	0.00
MB36-MBIA FEE OFFICER	AR-0065	State Pool		03/14/22	Open	2000	None	2000	5.5213	5.5213	1.000000	3,000,000.00	3,000,000.00	0.00	1.000000	2,308,950.28	2,308,950.28	0.00
MB37-MBIA FBC ASSIST DIST #7	AR-0066	State Pool		03/14/22	Open	2000	None	2000	5.5213	5.5213	1.000000	1,000,000.00	1,000,000.00	0.00	1.000000	2,875,905.42	2,875,905.42	0.00
MB38-MBIA 2020A FBC TAX NOTE	AR-0067	State Pool		03/14/22	Open	2000	None	2000	5.5213	5.5213	1.000000	2,000,000.00	2,000,000.00	0.00	1.000000	1,197,360.78	1,197,360.78	0.00
MB39-MBIA 2022 TAX NOTE	AR-0072	State Pool		12/16/22	Open	2000	None	2000	5.5213	5.5213	0.000000	0.00	0.00	0.00	1.000000	25,598,682.02	25,598,682.02	0.00
MB40-MBIA FBC ASSIST DIST #22	AR-0073	State Pool		12/16/22	Open	2000	None	2000	5.5213	5.5213	1.000000	1,000,000.00	1,000,000.00	0.00	1.000000	1,395,443.14	1,395,443.14	0.00
MB41-MBIA FUND440 CSCD	AR-0074	State Pool		12/16/22	Open	2000	None	2000	5.5213	5.5213	1.000000	4,000,000.00	4,000,000.00	0.00	1.000000	4,278,683.20	4,278,683.20	0.00
MB42-MBIA FBC ASSIST DIST #10	AR-0075	State Pool		12/16/22	Open	2000	None	2000	5.5213	5.5213	1.000000	500,000.00	500,000.00	0.00	1.000000	1,337,361.24	1,337,361.24	0.00
MB43-MBIA LATERAL ROAD	AR-0076	State Pool		12/16/22	Open	2000	None	2000	5.5213	5.5213	1.000000	1,000,000.00	1,000,000.00	0.00	1.000000	1,399,326.50	1,399,326.50	0.00
MB44-MBIA COUNTY LAW LIBRARY	AR-0077	State Pool		12/16/22	Open	2000	None	2000	5.5213	5.5213	1.000000	1,000,000.00	1,000,000.00	0.00	1.000000	1,141,769.81	1,141,769.81	0.00
LO13-Logic-2023 MOBILITY PROJ	AR-0079	State Pool		08/09/23	Open	200	None	200	5.5168	5.5168	1.000000	20,000,000.00	20,000,000.00	0.00	1.000000	13,793,227.62	13,793,227.62	0.00
LO14-LOCIG-2023 CERT OF OB	AR-0080	State Pool		08/09/23	Open	200	None	200	5.5168	5.5168	1.000000	8,000,000.00	8,000,000.00	0.00	1.000000	11,942.38	11,942.38	0.00
MB45-MBIA ASSIST. DISTRICT #5	AR-0081	State Pool		08/17/23	Open	2000	None	2000	5.5213	5.5213	1.000000	600,000.00	600,000.00	0.00	1.000000	754,543.38	754,543.38	0.00
MB46-MBIA ALIANA MGMT DIST AGRE	AR-0082	State Pool		08/17/23	Open	2000	None	2000	5.5213	5.5213	1.000000	500,000.00	500,000.00	0.00	1.000000	503,406.78	503,406.78	0.00
MB47-MBIA ASSET FORF TASK STATE	AR-0083	State Pool		08/17/23	Open	2000	None	2000	5.5213	5.5213	1.000000	3,000,000.00	3,000,000.00	0.00	1.000000	2,939,162.80	2,939,162.80	0.00
MB48-MBIA DA ASSET FORF.STATE	AR-0084	State Pool		08/17/23	Open	2000	None	2000	5.5213	5.5213	1.000000	850,000.00	850,000.00	0.00	1.000000	855,791.58	855,791.58	0.00
MB49-FBC ASSIST. DIST #16	AR-0085	State Pool		08/17/23	Open	2000	None	2000	5.5213	5.5213	1.000000	700,000.00	700,000.00	0.00				

Open Investments

Ft. Bend County

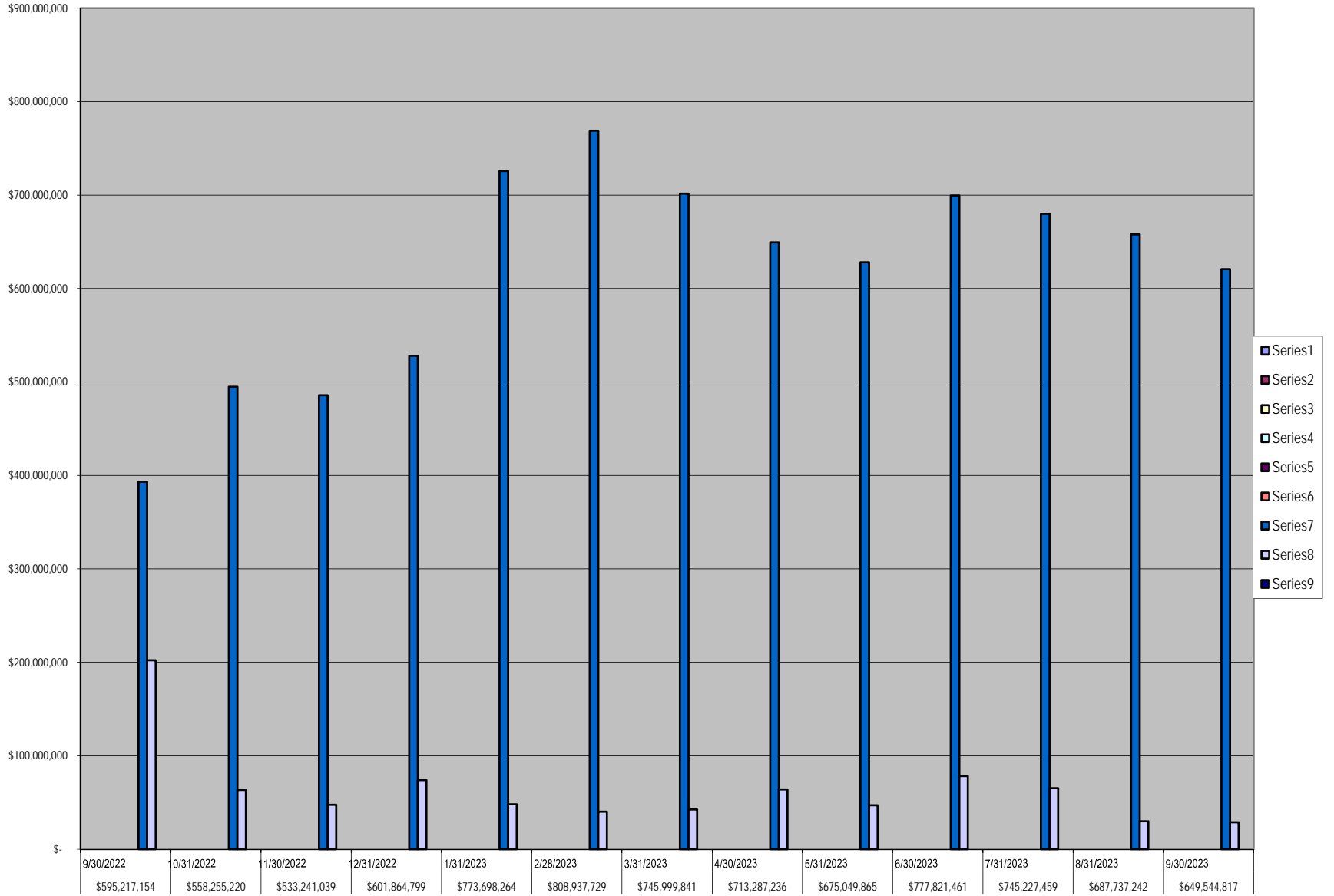
Effective Interest - Actual Life
Receipts in Period
09/30/23

Showing Ending Par Val/Shares: \$649,544,817.31



FBC INVESTMENT TRAILING 12 MONTHS

Open		FARMERS													
Investments		MAC DN	FFCB	FHLB	FHLMC	FNMA	FNMA	DISCOUNT	NOTE	State Pool	Cadence Money	Market	Cadence -	Invst. Acct.	
\$ 595,217,154	9/30/2022	\$ -	\$ -	\$ -	\$ -	\$ -	\$ -	\$ -	\$ -	\$ 393,060,351	\$ 202,156,803	\$ -	\$ -		
\$ 558,255,220	10/31/2022	\$ -	\$ -	\$ -	\$ -	\$ -	\$ -	\$ -	\$ -	\$ 494,855,306	\$ 63,399,914	\$ -	\$ -		
\$ 533,241,039	11/30/2022	\$ -	\$ -	\$ -	\$ -	\$ -	\$ -	\$ -	\$ -	\$ 485,750,997	\$ 47,490,042	\$ -	\$ -		
\$ 601,864,799	12/31/2022	\$ -	\$ -	\$ -	\$ -	\$ -	\$ -	\$ -	\$ -	\$ 528,014,669	\$ 73,850,130	\$ -	\$ -		
\$ 773,698,264	1/31/2023	\$ -	\$ -	\$ -	\$ -	\$ -	\$ -	\$ -	\$ -	\$ 725,661,993	\$ 48,036,271	\$ -	\$ -		
\$ 808,937,729	2/28/2023	\$ -	\$ -	\$ -	\$ -	\$ -	\$ -	\$ -	\$ -	\$ 768,858,884	\$ 40,078,845	\$ -	\$ -		
\$ 745,999,841	3/31/2023	\$ -	\$ -	\$ -	\$ -	\$ -	\$ -	\$ -	\$ -	\$ 701,517,667	\$ 42,482,174	\$ -	\$ -		
\$ 713,287,236	4/30/2023	\$ -	\$ -	\$ -	\$ -	\$ -	\$ -	\$ -	\$ -	\$ 649,360,392	\$ 63,926,844	\$ -	\$ -		
\$ 675,049,865	5/31/2023	\$ -	\$ -	\$ -	\$ -	\$ -	\$ -	\$ -	\$ -	\$ 628,079,297	\$ 46,970,568	\$ -	\$ -		
\$ 777,821,461	6/30/2023	\$ -	\$ -	\$ -	\$ -	\$ -	\$ -	\$ -	\$ -	\$ 699,603,965	\$ 78,217,496	\$ -	\$ -		
\$ 745,227,459	7/31/2023	\$ -	\$ -	\$ -	\$ -	\$ -	\$ -	\$ -	\$ -	\$ 679,971,840	\$ 65,255,619	\$ -	\$ -		
\$ 687,737,242	8/31/2023	\$ -	\$ -	\$ -	\$ -	\$ -	\$ -	\$ -	\$ -	\$ 657,838,723	\$ 29,898,519	\$ -	\$ -		
\$ 649,544,817	9/30/2023	\$ -	\$ -	\$ -	\$ -	\$ -	\$ -	\$ -	\$ -	\$ 620,707,820	\$ 28,836,997	\$ -	\$ -		





10/17/2023

To Whom It May Concern,

In accordance with Cadence Bank's Depository Bid, the interest rate for the month of September 2023 is a fixed rate of 0.25% for all Fort Bend County interest-bearing accounts.

Sincerely,

Jessica Escamilla

Jessica Escamilla
Implementation Project Partner
Cadence Bank N.A.



Texas CLASS

Texas CLASS AVERAGE MONTHLY YIELD: 5.5213%

Date	Dividend Rate	Daily Yield
09/01/2023	0.000602748	5.5001%
09/02/2023	0.000000000	5.5001%
09/03/2023	0.000000000	5.5001%
09/04/2023	0.000000000	5.5001%
09/05/2023	0.000150746	5.5022%
09/06/2023	0.000150840	5.5057%
09/07/2023	0.000150725	5.5015%
09/08/2023	0.000452541	5.5059%
09/09/2023	0.000000000	5.5059%
09/10/2023	0.000000000	5.5059%
09/11/2023	0.000150861	5.5065%
09/12/2023	0.000151027	5.5126%
09/13/2023	0.000151037	5.5129%
09/14/2023	0.000151322	5.5232%
09/15/2023	0.000453990	5.5235%
09/16/2023	0.000000000	5.5235%
09/17/2023	0.000000000	5.5235%
09/18/2023	0.000151648	5.5352%
09/19/2023	0.000151674	5.5361%
09/20/2023	0.000151559	5.5319%
09/21/2023	0.000151628	5.5345%
09/22/2023	0.000455025	5.5361%
09/23/2023	0.000000000	5.5361%
09/24/2023	0.000000000	5.5361%
09/25/2023	0.000151761	5.5392%
09/26/2023	0.000151868	5.5432%
09/27/2023	0.000151881	5.5437%
09/28/2023	0.000151841	5.5422%
09/29/2023	0.000303330	5.5358%
09/30/2023	0.000000000	5.5358%

Performance results are shown net of all fees and expenses and reflect the reinvestment of dividends and other earnings. Many factors affect performance including changes in market conditions and interest rates and in response to other economic, political, or financial developments. Investment involves risk including the possible loss of principal. No assurance can be given that the performance objectives of a given strategy will be achieved. **Past performance is no guarantee of future results. Any financial and/or investment decision may incur losses.**



September 30, 2023

TexasDAILY

Current Yield¹: 5.36%

Historical Rates Monthly Distribution Yields²

	2013	2014	2015	2016	2017	2018	2019	2020	2021	2022	2023
January	0.12%	0.04%	0.07%	0.35%	0.58%	1.34%	2.40%	1.61%	0.07%	0.02%	4.36%
February	0.10%	0.04%	0.08%	0.39%	0.59%	1.40%	2.40%	1.58%	0.05%	0.02%	4.57%
March	0.10%	0.04%	0.09%	0.41%	0.66%	1.50%	2.41%	1.20%	0.05%	0.14%	4.70%
April	0.08%	0.04%	0.09%	0.42%	0.75%	1.65%	2.42%	0.83%	0.05%	0.30%	4.86%
May	0.08%	0.04%	0.09%	0.43%	0.76%	1.75%	2.41%	0.41%	0.04%	0.68%	5.04%
June	0.05%	0.04%	0.09%	0.44%	0.85%	1.85%	2.41%	0.24%	0.03%	1.00%	5.11%
July	0.05%	0.05%	0.10%	0.45%	0.96%	1.96%	2.38%	0.22%	0.02%	1.49%	5.15%
August	0.05%	0.06%	0.11%	0.47%	1.00%	1.99%	2.21%	0.16%	0.02%	2.11%	5.33%
September	0.05%	0.06%	0.13%	0.50%	1.03%	2.03%	2.15%	0.14%	0.02%	2.43%	5.35%
October	0.04%	0.06%	0.15%	0.47%	1.05%	2.15%	1.97%	0.12%	0.02%	3.04%	
November	0.04%	0.06%	0.15%	0.45%	1.09%	2.21%	1.74%	0.10%	0.02%	3.65%	
December	0.04%	0.07%	0.23%	0.50%	1.21%	2.32%	1.66%	0.09%	0.02%	4.13%	

**Call toll-free
1-866-839-8376**

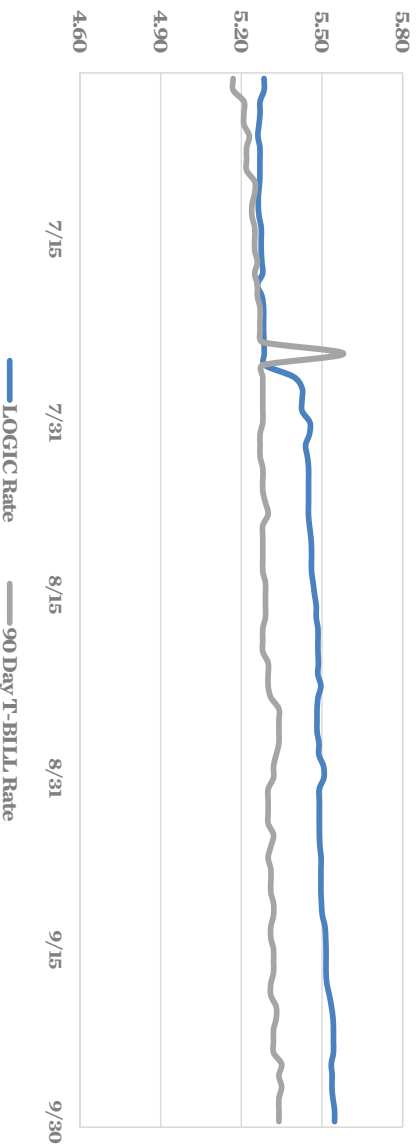
Past performance is not indicative of future results and yields may vary.

(1) The current yield, which is also known as the current annualized yield or current seven-day yield, represents the net change, exclusive of capital changes and income other than investment income, in the value of a hypothetical account with a balance of one share (normally \$1.00 per share) over a seven-day base period expressed as a percentage of the value of one share at the beginning of the seven-day period. This resulting net change in account value is then annualized by multiplying it by 365 and dividing the result by 7. The yields shown may reflect fee waivers by service providers that subsidize and reduce the total operating expenses of the TexasDAILY portfolio. Portfolio yields would be lower if there were no such waivers.

(2) The monthly distribution yield represents the sum of a month's one-day allocation factors divided by the number of days in that month, and multiplied by 365. The yields shown may reflect fee waivers by service providers that subsidize and reduce the total operating expenses of the TexasDAILY portfolio. Portfolio yields would be lower if there were no such waivers.

This information is for institutional investors, not for further distribution to retail investors, and does not represent an offer to sell or a solicitation of an offer to buy or sell any fund or other security. Investors should consider the Texas Range Investment Program's (the "Program's") investment objectives, risks, charges and expenses before investing. This and other information about the Program is available in the Program's Information Statement, which should be read carefully before investing. A copy of the Program's Information Statement may be obtained by calling 1-866-839-8376 or is available on the Program's website at www.texas-range.com. While TexasDAILY and TexasDAILY Select seek to maintain a stable net asset value of \$1.00 per share and TexasTERM seeks to achieve a net asset value of \$1.00 per share at its stated maturity, it is possible to lose money investing in the Program. An investment in the Program is not insured or guaranteed by the Federal Deposit Insurance Corporation or any other governmental agency. Shares of the Program are distributed by **PFM Fund Distributors, Inc.**, member Financial Industry Regulatory Authority (FINRA) (www.finra.org) and Securities Investor Protection Corporation (SIPC) (www.sipc.org). PFM Fund Distributors, Inc. is an affiliate of PFM Asset Management LLC.

LOGIC VERSUS 90-DAY TREASURY BILL



This material is for information purposes only. This information does not represent an offer to buy or sell a security. The above rate information is obtained from sources that are believed to be reliable; however, its accuracy or completeness may be subject to change. The LOGIC management fee may be waived in full or in part at the discretion of the LOGIC co-administrators and the LOGIC rate for the period shown reflects waiver of fees. This table represents historical investment performance/return to the customer, net of fees, and is not an indication of future performance. An investment in the security is not insured or guaranteed by the Federal Deposit Insurance Corporation or any other government agency. Although the issuer seeks to preserve the value of an investment of \$100 per share, it is possible to lose money by investing in the security. Information about these and other program details are in the Funds Information Statement which should be read carefully before investing. The yield on the 90-Day Treasury Bill ("T-Bill Yield") is shown for comparative purposes only. When comparing the investment returns of the LOGIC pool to the T-Bill Yield, you should know that the LOGIC pool consists of allocations of specific diversified securities as detailed in the respective Information Statements. The T-Bill Yield is taken from Bloomberg Finance L.P. and represents the daily closing yield on the then current 90-Day T-Bill. The LOGIC Yield is calculated in accordance with regulations governing the registration of open-end management investment companies under the Investment Company Act of 1940 as promulgated from time to time by the Federal Securities and Exchange Commission.

DAILY SUMMARY FOR SEPTEMBER 2023

DATE	MNY MKT FUND EQUITY [SBC Std.]	DAILY ALLOCATION FACTOR	INVESTED BALANCE	MARKET VALUE PER SHARE	WAM DAYS (1)	WAL DAYS (2)
9/1/2023	5.4903%	0.000150418	\$10,598,978,706.99	0.999689	35	78
9/2/2023	5.4903%	0.000150418	\$10,598,978,706.99	0.999689	35	78
9/3/2023	5.4903%	0.000150418	\$10,598,978,706.99	0.999689	35	78
9/4/2023	5.4903%	0.000150418	\$10,598,978,706.99	0.999689	35	78
9/5/2023	5.4908%	0.000150432	\$10,609,128,549.83	0.999992	35	78
9/6/2023	5.4926%	0.000150482	\$10,590,046,166.34	0.999997	34	78
9/7/2023	5.4972%	0.000150607	\$10,534,665,567.46	0.999989	36	80
9/8/2023	5.4966%	0.000150592	\$10,556,300,321.27	0.999792	35	78
9/9/2023	5.4966%	0.000150592	\$10,556,300,321.27	0.999792	35	78
9/10/2023	5.4966%	0.000150592	\$10,556,300,321.27	0.999792	35	78
9/11/2023	5.4987%	0.000150649	\$10,616,046,780.52	1.000009	36	79
9/12/2023	5.5016%	0.000150729	\$10,629,507,235.25	1.000007	36	81
9/13/2023	5.5116%	0.000151002	\$10,651,224,483.36	1.000003	39	84
9/14/2023	5.5143%	0.000151077	\$10,630,122,716.94	1.000019	40	85
9/15/2023	5.5156%	0.000151111	\$10,613,381,660.43	0.999819	39	83
9/16/2023	5.5156%	0.000151111	\$10,613,381,660.43	0.999819	39	83
9/17/2023	5.5156%	0.000151111	\$10,613,381,660.43	0.999819	39	83
9/18/2023	5.5188%	0.000151200	\$10,611,634,050.86	1.000027	39	82
9/19/2023	5.5281%	0.000151454	\$10,565,570,364.16	1.000032	42	85
9/20/2023	5.5359%	0.000151669	\$10,485,164,322.99	1.000036	44	88
9/21/2023	5.5415%	0.000151822	\$10,391,579,528.03	1.000025	45	89
9/22/2023	5.5432%	0.000151869	\$10,301,025,337.73	0.999823	44	87
9/23/2023	5.5432%	0.000151869	\$10,301,025,337.73	0.999823	44	87
9/24/2023	5.5432%	0.000151869	\$10,301,025,337.73	0.999823	44	87
9/25/2023	5.5352%	0.000151648	\$10,513,680,060.45	1.000040	43	84
9/26/2023	5.5384%	0.000151736	\$10,433,266,908.12	1.000043	43	84
9/27/2023	5.5375%	0.000151713	\$10,476,123,286.11	1.000043	42	83
9/28/2023	5.5412%	0.000151814	\$10,419,175,663.23	1.000039	42	83
9/29/2023	5.5473%	0.000151981	\$10,186,401,619.84	0.999858	42	83
9/30/2023	5.5473%	0.000151981	\$10,186,401,619.84	0.999858	42	83
Average	5.5168%	0.000151146	\$10,511,259,190.32		39	82



QUESTIONS?

If you have any questions regarding your account or this statement, please contact your Administrator.

FORT BEND COUNTY

MARQUES MCNIESE
CN-OH-W5IT
CN-OH-W5IT
425 WALNUT STREET
CINCINNATI OH 45202
Phone 513-632-4147
E-mail marques.mcniese@usbank.com

This statement is for the period from September 1, 2023 to September 30, 2023

Portfolio Manager:
TS CIN RC #3 - AUTO
CN-OH-W6TC

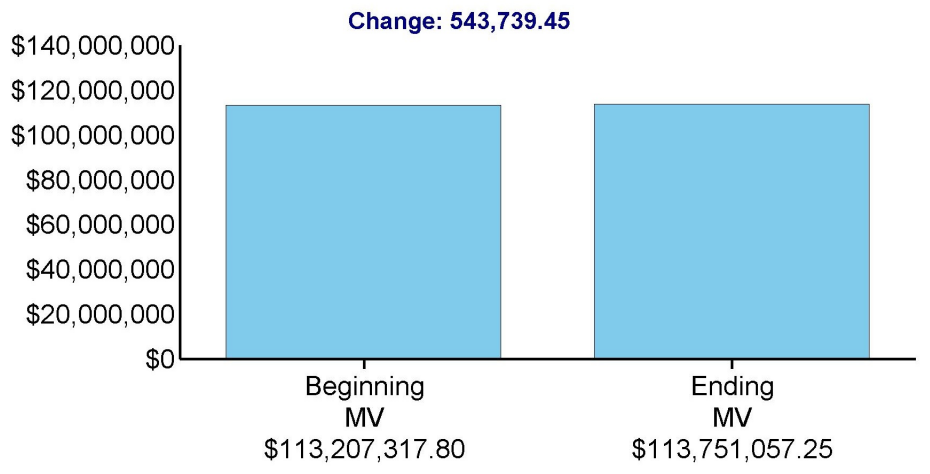
000002811 04 SP 000638565874365 P
FORT BEND COUNTY
309 S FOURTH ST, SUITE 514
P.O. BOX 1202
RICHMOND, TX 77406



FORT BEND COUNTY

MARKET VALUE SUMMARY

	Current Period 09/01/23 to 09/30/23
Beginning Market Value	\$113,207,317.80
Taxable Interest	244,807.22
Change in Investment Value	295,837.96
Change in Accrued Income	3,094.27
Ending Market Value	\$113,751,057.25





FORT BEND COUNTY

Page 2 of 9
September 1, 2023 to September 30, 2023**ASSET SUMMARY**

Assets	Current Period Market Value	% of Total	Estimated Annual Income
Cash & Equivalents	113,740,215.76	100.00	6,472,431.63
Accrued Income	10,841.49	0.00	
Total Market Value	\$113,751,057.25	100.00	\$6,472,431.63



FORT BEND COUNTY

Page 3 of 9
September 1, 2023 to September 30, 2023

INCOME SUMMARY

	Income Received Current Period
Taxable Interest	244,807.22
Total Current Period Income	\$244,807.22



FORT BEND COUNTY

CASH SUMMARY

	Principal Cash	Income Cash	Total Cash
Beginning Cash 09/01/2023	-\$208,664.01	\$208,664.01	\$0.00
Taxable Interest		244,807.22	244,807.22
Purchases	-18,614,202.64		-18,614,202.64
Sales	18,462,940.00		18,462,940.00
Net Money Market Activity	-93,544.58		-93,544.58
Ending Cash 09/30/2023	-\$453,471.23	\$453,471.23	\$0.00



FORT BEND COUNTY

Page 5 of 9
September 1, 2023 to September 30, 2023

ASSET DETAIL

Security Description

Shares/Face Amt	Price	Market Value	Tax Cost	Unrealized Gain/Loss	Percent of Total Portfolio	Estimated Annual Income	Estimated Current Yield	Accrued Income
Cash & Equivalents								
Cash/Money Market								
Australia New Zealand Bkg C P - 05253CYW0 11/30/2023								
10,000,000.000	99.1080	9,910,800.00	9,757,777.78	153,022.22	8.7	552,569.44	5.57	0.00
Banco Santander Sa U S Disc C P - 05970RC52 03/05/2024								
9,600,000.000	97.5110	9,361,056.00	9,333,418.67	27,637.33	8.2	552,853.33	5.91	0.00
Bedford Row Fdg Corp Disc Coml C P - 07644BZJ4 12/18/2023								
8,700,000.000	98.8150	8,596,905.00	8,463,408.33	133,496.67	7.6	485,145.84	5.64	0.00
First American Government - 31846V567 Oblig Fd Cl Z #3676								
111,614.560	1.0000	111,614.56	111,614.56	0.00	0.1	5,832.00	5.22	10,841.49
Gta Fdg LLC Disc Coml Paper C P - 40060XYH7 11/17/2023								
8,700,000.000	99.3050	8,639,535.00	8,504,356.33	135,178.67	7.6	482,499.59	5.58	0.00
Gta Fdg LLC Disc Coml Paper C P - 40060XZL7 12/20/2023								
10,000,000.000	98.7840	9,878,400.00	9,724,500.00	153,900.00	8.7	558,652.78	5.65	0.00
Liberty Str Fdg LLC Disc Coml C P - 53127TA52 01/05/2024								
8,700,000.000	98.5140	8,570,718.00	8,439,957.00	130,761.00	7.5	484,263.75	5.65	0.00
MacQuarie Bk Ltd Disc Coml C P - 55607KDS2 04/26/2024								
9,600,000.000	96.6480	9,278,208.00	9,280,783.97	-2,575.97	8.2	547,013.38	5.90	0.00
Mufg Bk Ltd N Y Brh Disc C P - 62479LAJ4 01/18/2024								
10,000,000.000	98.3110	9,831,100.00	9,679,166.66	151,933.34	8.6	557,638.90	5.67	0.00



FORT BEND COUNTY

Page 6 of 9
September 1, 2023 to September 30, 2023**ASSET DETAIL (continued)****Security Description**

Shares/Face Amt	Price	Market Value	Tax Cost	Unrealized Gain/Loss	Percent of Total Portfolio	Estimated Annual Income	Estimated Current Yield	Accrued Income
Mufg Bk Ltd N Y Brh Disc C P - 62479MXP3 10/23/2023								
8,700,000.000	99.6860	8,672,682.00	8,539,021.00	133,661.00	7.6	481,617.50	5.55	0.00
National Bk Cda Disc Coml C P - 63307LBL4 02/20/2024								
10,290,000.000	97.7640	10,059,915.60	10,009,883.33	50,032.27	8.8	584,243.34	5.81	0.00
Royal Bk Cda Disc Coml Paper C P - 78009ABS2 02/26/2024								
11,120,000.000	97.6680	10,860,681.60	10,797,158.60	63,523.00	9.5	623,476.78	5.74	0.00
Toyota Cr De Puerto Rico Inc C P - 8923A1XP1 10/23/2023								
10,000,000.000	99.6860	9,968,600.00	9,812,425.00	156,175.00	8.8	556,625.00	5.58	0.00
Total Cash/Money Market		\$113,740,215.76	\$112,453,471.23	\$1,286,744.53	100.0	\$6,472,431.63		\$10,841.49

Cash

Principal Cash	-453,471.23	-453,471.23	-0.4
----------------	-------------	-------------	------



FORT BEND COUNTY

Page 7 of 9
September 1, 2023 to September 30, 2023

ASSET DETAIL (continued)

Security Description

Shares/Face Amt	Price	Market Value	Tax Cost	Unrealized Gain/Loss	Percent of Total Portfolio	Estimated Annual Income	Estimated Current Yield	Accrued Income
Income Cash		453,471.23	453,471.23		0.4			
Total Cash		\$0.00	\$0.00	\$0.00	0.0	\$0.00		\$0.00
Total Cash & Equivalents		\$113,740,215.76	\$112,453,471.23	\$1,286,744.53	100.0	\$6,472,431.63		\$10,841.49
Total Assets		\$113,740,215.76	\$112,453,471.23	\$1,286,744.53	100.0	\$6,472,431.63		\$10,841.49
Accrued Income		\$10,841.49	\$10,841.49		0.0			
Grand Total		\$113,751,057.25	\$112,464,312.72		100.0			

Estimated Current Yield

5.69

ASSET DETAIL MESSAGES

Time of trade execution and trading party (if not disclosed) will be provided upon request.

Publicly traded assets are valued in accordance with market quotations or valuation methodologies from financial industry services believed by us to be reliable. Assets that are not publicly traded may be reflected at values from other external sources. Assets for which a current value is not available may be reflected at a previous value or as not valued, at par value, or at a nominal value. Values shown do not necessarily reflect prices at which assets could be bought or sold. Values are updated based on internal policy and may be updated less frequently than statement generation.



FORT BEND COUNTY

Page 8 of 9
September 1, 2023 to September 30, 2023

TRANSACTION DETAIL

Date Posted	Activity	Description	Income Cash	Principal Cash	Tax Cost
Beginning Balance 09/01/2023			\$208,664.01	-\$208,664.01	\$112,208,664.01
09/01/23	Asset Income	Interest Earned On First Am Govt Ob Fd CI Z Interest From 8/1/23 To 8/31/23	7,747.22		
09/08/23	Sale	Matured 10,000,000 Par Value Of Columbia Fdg Co LLC C P 9/08/23 Trade Date 9/8/23 10,000,000 Par Value At 100 %		9,883,000.00	-9,883,000.00
09/08/23	Asset Income	Interest Earned On Columbia Fdg Co LLC C P 9/08/23 10,000,000 Par Value At 100 %	117,000.00		
09/11/23	Purchase	Purchased 9,600,000 Par Value Of Banco Santander Sa U S C P 3/05/24 Trade Date 9/8/23 Purchased Through BofA Securities, Inc./Fxd Inc Purchased On The OTC Bulletin Board 9,600,000 Par Value At 97.22311111 %		-9,333,418.67	9,333,418.67
09/22/23	Sale	Matured 8,700,000 Par Value Of Sumitomo Mitsui Bk Ltd C P 9/22/23 Trade Date 9/22/23 8,700,000 Par Value At 100 %		8,579,940.00	-8,579,940.00
09/22/23	Asset Income	Interest Earned On Sumitomo Mitsui Bk Ltd C P 9/22/23 8,700,000 Par Value At 100 %	120,060.00		
09/26/23	Purchase	Purchased 9,600,000 Par Value Of MacQuarie Bk Ltd Disc C P 4/26/24 Trade Date 9/26/23 Purchased Through Wells Fargo Securities, LLC Purchased On The OTC Bulletin Board 9,600,000 Par Value At 96.674833 %		-9,280,783.97	9,280,783.97
	Purchase	Combined Purchases For The Period 9/ 1/23 - 9/30/23 Of First Am Govt Ob Fd CI Z		-18,819,361.78	18,819,361.78
	Sale	Combined Sales For The Period 9/ 1/23 - 9/30/23 Of First Am Govt Ob Fd CI Z		18,725,817.20	-18,725,817.20
Ending Balance 09/30/2023			\$453,471.23	-\$453,471.23	\$112,453,471.23



FORT BEND COUNTY

Page 9 of 9
September 1, 2023 to September 30, 2023

SALE/MATURITY SUMMARY

Settlement Date	Description	Tax Cost	Proceeds	Estimated Gain/Loss
Cash and Equivalents				
Columbia Fdg Co LLC Disc Coml C P				
09/08/2023				
19767DW83				
09/08/23	Matured 10,000,000 Par Value Trade Date 9/8/23 10,000,000 Par Value At 100 %	-9,883,000.00	9,883,000.00	
Sumitomo Mitsui Tr Bk Ltd Nyc P				
09/22/2023				
86563HWN6				
09/22/23	Matured 8,700,000 Par Value Trade Date 9/22/23 8,700,000 Par Value At 100 %	-8,579,940.00	8,579,940.00	
Total Cash and Equivalents		-\$18,462,940.00	\$18,462,940.00	\$0.00
Total Sales & Maturities		-\$18,462,940.00	\$18,462,940.00	\$0.00

SALE/MATURITY SUMMARY MESSAGES

Estimates should not be used for tax purposes

Cadence Bank
Money Market Accounts
September 30, 2023

FUND	DESCRIPTION	BEGINNING BALANCE	DEPOSITS	WITH- DRAWALS	INTEREST	ENDING BALANCE
100	General Operating	15,768,232.80	86,680,212.63	87,370,917.95	2,660.39	15,080,187.87
150	Juvenile Operations	20,880.49	1,738,342.37	1,531,947.37	93.66	227,369.15
155	Road & Bridge	112,029.53	1,958,515.76	2,062,609.57	49.40	7,985.12
160	Drainage District	9,276.15	1,139,422.49	1,142,601.62	5.43	6,102.45
165	Lateral Road	43,634.64	-	-	8.97	43,643.61
170	Statue Restoration	4,635.89	-	-	0.95	4,636.84
175	City Water Assistance	4,852.96	201.00	-	1.03	5,054.99
185	Entex Contributions	4.71	-	-	-	4.71
190	H L & P Assistance	32,053.17	-	2,454.01	6.36	29,605.52
195	County Law Library	67,924.19	62,311.85	36,715.19	17.49	93,538.34
200	Law Enforcement Academy	605,019.87	13,970.00	18,697.24	124.71	600,417.34
205	Surface Water Supply Corp.	8,378.59	-	-	1.72	8,380.31
206	Industrial Development Corp	799.87	-	-	0.16	800.03
207	FBC Historical Commission	3,820.83	-	-	0.79	3,821.62
215	Library Donations	96,232.15	661.10	1,915.81	19.65	94,997.09
225	FBC Asset Forfeir.Task-State	81,519.52	102,559.63	183,156.26	4.25	927.14
235	Probate Court Training	178,046.55	1,230.03	-	36.67	179,313.25
245	Alert Program-Juvenile	56,007.19	-	-	11.51	56,018.70
255	D A Asset Forfeiture-Fed.	55.68	-	-	0.01	55.69
265	Gus George Memorial	4,712.46	-	-	0.97	4,713.43
280	Co.-Atty.Supplemental Salary	184,178.59	-	12,476.24	36.31	171,738.66
290	VIT Interest (Tax Coll)	73,416.59	4,778.51	-	15.57	78,210.67
300	FBC Elections	328,392.37	305,200.96	27,328.33	102.97	606,367.97
310	Sheriff Ofc/Forfeir.Assets-St.	669,020.06	775.75	666.86	137.53	669,266.48
315	Sheriff Ofc/Forfeir.Assets-Fed.	10,579.34	-	-	2.17	10,581.51
320	Constable Pct. 2 F/A	0.01	-	-	-	0.01
322	Constable Pct 3 F/A	9,024.82	-	-	1.85	9,026.67
324	Constable Pct 1 F/A	0.76	-	-	-	0.76
332	Fire Marshal St. Ass't. Forfeiture	706.66	-	-	0.15	706.81
335	DA Asset Forfeit.-State	65,447.60	35.00	14,306.86	12.74	51,188.48
360	Law Enforcement Training	110,121.73	2,620.00	1,782.58	22.80	110,981.95
390	Child Protective Service IV-E	200,207.98	3,808.63	15,582.94	40.13	188,473.80
402	Hope 3 Program Sales	61.20	-	-	0.01	61.21
410	Child Support IVD Reimb.	192,171.11	1,532.80	-	39.76	193,743.67

415	Local Law Enf.Block Grant	50,550.42	-	2,440.96	10.25	48,119.71
440	Supervision	9,554.77	1,405,854.94	819,960.19	93.08	595,542.60
470	FBC Assist District #16	45,979.06	79,808.07	124,911.83	4.22	879.52
471	FBC Assist District #17	7,279.12	75.27	-	1.51	7,355.90
472	FBC Assist District #18	89,145.04	4,392.42	-	18.92	93,556.38
473	FBC Assist District #19	179,632.34	18,223.76	11,866.59	38.59	186,028.10
474	FBC Assist District #20	342,864.23	7,574.91	4,368.11	71.19	346,142.22
475	FBC Assist District #21	10,372.19	472.91	-	2.20	10,847.30
476	FBC Assist District #22	76,436.08	34,480.62	100,000.00	6.73	10,923.43
600/605	Debt Service Account	25,079.41	388,129.64	-	66.55	413,275.60
610	Drainage Debt Service	1,962.74	3,520.57	-	0.94	5,484.25
756	2018 Facilities Bond Projects	14,129.28	52,269.97	-	10.78	66,410.03
764	2020 Drainage Flood Projects	3,647.17	472,000.00	469,285.86	0.49	6,361.80
766	2020 Mobility - Tx Heritage Pkwy	32,404.99	-	-	6.66	32,411.65
768	2020A Tax Notes	3,666.21	-	-	0.75	3,666.96
773	FBC Tax Note 2022	3,432.24	1,176,000.00	1,170,830.86	1.48	8,602.86
775	Unlimited Tax Road Bonds	61,484.55	2,735,066.25	2,744,507.39	7.38	52,050.79
776	Certificates of Obligation	5,453.27	7,017,387.00	7,022,840.27	3.04	3.04
803	2021 FBCTRA Bond Projects	53,965.61	2,500,000.00	2,494,724.73	11.20	59,252.08
807	2021 Grand Pkwy Toll Rd Projects	17,565.99	390,000.00	404,486.43	3.31	3,082.87
810	Toll Road Operations	620,247.38	4,951,738.90	5,516,906.38	124.56	55,204.46
815	Grand Pkwy Toll Road Ops	477,063.89	4,521,216.63	4,959,003.16	1,999.26	41,276.62
860	EPI Center Enterprises	-	-	-	-	-
990	County's Cares Act	593,354.95	705,458.89	1,094,276.12	51.18	204,588.90
TREA	Treasurer's Account	75.90	13,408,310.94	12,025,716.96	423.67	1,383,093.55
INVE	FBC Investment Account	-	11,350,000.00	11,350,000.00	-	-
850M	Boon-Chapman Medical	2,059,670.80	4,000,671.09	4,480,703.05	338.01	1,579,976.85
850D	Boon-Chapman Dental	898,178.18	251,578.01	184,694.14	208.94	965,270.99
882	Boon-Chapman 125	438,671.65	75,486.06	49,259.40	93.90	464,992.21
884	Fee Officer's Account	2,217,002.19	2,714,161.82	3,126,855.82	-	1,804,308.19
912	JP Credit Card Processing	41,059.43	321,259.46	299,767.13	15.05	62,566.81
908	EMS Credit Card Processing	30,991.12	36,079.27	34,436.18	4.44	32,638.65
DACC	D A Credit Card Processing	3,897.30	16,352.40	17,522.28	0.95	2,728.37
PTCC	Public Transportation Credit Cards	2,558.21	15,343.72	894.37	3.29	17,010.85
CSCC	CSCD Credit Card	254,359.59	282,655.30	276,118.89	47.87	260,943.87

LBCC	Library Credit Card	487.12	6,889.53	3,808.08	0.46	3,569.03
JUCC	Juvenile Credit Card	280.00	675.00	720.10	0.07	234.97
SOCC	Sheriff Credit Card	37,440.34	32,857.44	40,933.78	4.53	29,368.53
TRCC	Toll Road Permit Credit Card	525.15	1,386.95	787.10	0.20	1,125.20
130	Assistant Dist Number 1	2,136.34	542,544.29	500,000.00	6.27	44,686.90
131	Assistant Dist Number 2	172,106.46	181,935.86	300,000.00	19.19	54,061.51
133	Assistant Dist Number 4	357,866.11	109,374.73	464,804.49	29.34	2,465.69
134	Assistant Dist Number 5	171,818.05	17,051.38	150,000.00	17.09	38,886.52
135	Assistant Dist Number 6	153,387.78	131,780.99	252,270.00	14.96	32,913.73
136	Assistant Dist Number 7	243,636.24	256,656.72	495,543.10	17.72	4,767.58
137	Assistant Dist Number 8	147,266.33	2,559.47	1,942.99	30.48	147,913.29
138	Assistant Dist Number 9	132,496.21	84,174.49	200,000.00	11.36	16,682.06
139	Assistant Dist Number 10	83,684.13	77,326.01	150,000.00	7.24	11,017.38
140	Assistant Dist Number 11	180,872.03	194,022.05	350,000.00	15.80	24,909.88
141	Assistant District Number 12	129,428.94	18,952.59	4,724.49	28.87	143,685.91
145	Emergency Svc Dist 100	90,639.21	421,462.82	-	56.15	512,158.18
146	Aliana Mgmt Dist. Agreement	18,562.28	-	-	3.81	18,566.09
CCCA	Non Fee Officer CC Clearing Acct	26,094.55	71,128.02	68,241.36	6.10	28,987.31
JPMT	Juror Payments	38,801.65	-	38,801.65	7.17	7.17
EPEC	Engineering Permitting F-Check	4,553.59	20,021.00	18,556.59	1.42	6,019.42
JP41	JP 4 E-Filing	2,002.79	21,663.50	20,153.79	0.77	3,513.27
JP12	JP 1-2 E-Filing	1,535.22	3,769.00	4,413.22	0.19	891.19
JP21	JP 2-1 E-Filing	2,029.70	31,072.25	28,390.95	1.05	4,712.05
JP11	JP 1-1 E-Filing	278.26	4,763.00	3,897.26	0.18	1,144.18
JP31	JP 3 E-Filing	3,641.86	17,014.75	17,433.11	0.72	3,224.22
JP2-2	JP 2-2 E Filing	179.01	937.50	890.51	0.04	226.04
	EMS Patient Acct Svcs ACH	-	693,695.45	645,623.05	0.67	48,073.07
DCJS	DC Jury Summons Postage	11,028.56	-	4,220.59	1.77	6,809.74
	Elections CC Account	80.03	100.00	120.03	0.02	60.02
	Fire Marshal CC Account	6,954.00	52,688.55	53,992.55	3.05	5,653.05
	Petty Cash	-	498.04	498.04	-	-
CAPP	Narcotics Prepaid Cards	11,002.34	-	2.34	2.26	11,002.26
400A	Section 108 Arcola Loan Acct	230,590.45	-	-	47.38	230,637.83
JPMS	Juror Payments -Rapid Financial	13,931.87	62,902.00	46,834.37	3.41	30,002.91
RBCC	Road & Bridge CC	10,001.17	7,050.00	10,551.17	1.59	6,501.59