

Investment Report


Ft. Bend County

10/01/23 - 10/31/23

This report summarizes the investment position of Ft. Bend County for the period 10/01/23 to 10/31/23.

	09/30/23	10/31/23
Book Value	649,544,817.31	609,519,659.17
Market Value	649,544,817.31	609,519,659.17
Par Value	649,544,817.31	609,519,659.17
Change in Market Value		0.00
Weighted Average Maturity (in Days)	21	15
Weighted Average Yield-to-Maturity of Portfolio	5.2657%	4.7007%
Yield-to-Maturity of 90 Day T-Bill	5.3030%	5.3050%
Accrued Interest		513,665.75
Received and Accrued Interest		2,804,050.53

This report is presented in accordance with the Texas Government Code Title 10 Section 2256.023. The below signed hereby certify that, to the best of their knowledge on the date this report was created, Ft. Bend County is in compliance with the provisions of Government Code 2256 and with the stated policies and strategies of Ft. Bend County.



Director of Finance & Investments

2/27/2024

Date



County Treasurer

1-MAR-2024

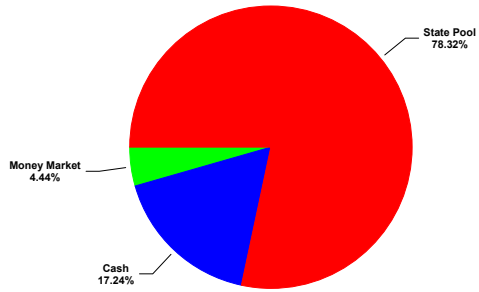
Date

Investment Report

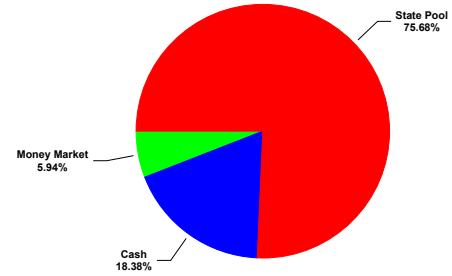
Ft. Bend County

10/01/23 - 10/31/23


Portfolio Composition - 09/30/23



Portfolio Composition - 10/31/23




Maturity Aging - 09/30/23 vs 10/31/23



■ Previous Period ■ Current Period

Portfolio Performance - 10/01/23 to 10/31/23



■ Portfolio ■ 90 Day T-Bill

GASB 31 Compliance

Ft. Bend County

Effective Interest - Actual Life
Receipts in Period
10/01/23 - 10/31/23

CUSIP	Invest Number	Security Description	Purchase Date	Sale Date	Valuation Method	Yield Earned	Price Source 10/01/23	Original Princ/Cost	Beginning Unit Price	Par Value On 10/01/23	Reported Value 10/01/23	Purchase Cost	Sales Proceeds	Ending Unit Price	Par Value On 10/31/23	Price Source 10/31/23	Reported Value 10/31/23	Change in Fair Value	Interest	Net Investment Income	S & P Rating	Moody's Rating	Other Rating
MB02-MBIA General	AR-0015	State Pool	11/01/08	Open	Fair Value	5.5297	Manual	17,374,917.83	1.000000	42,394,936.30	42,394,936.30	0.00	16,828,088.13	1.000000	25,566,848.17	Manual	25,566,848.17	0.00	162,961.59	162,961.59			
MB03-MBIA Road & Bridge	AR-0016	State Pool	11/01/08	Open	Fair Value	5.5663	Manual	2,856,438.24	1.000000	2,710,208.10	2,710,208.10	0.00	489,320.72	1.000000	2,220,887.38	Manual	2,220,887.38	0.00	10,679.28	10,679.28			
MB04-MBIA Drainage	AR-0017	State Pool	11/01/08	Open	Fair Value	5.5659	Manual	1,267,218.21	1.000000	4,968,592.46	4,968,592.46	0.00	1,316,182.53	1.000000	3,652,409.93	Manual	3,652,409.93	0.00	18,817.47	18,817.47			
MB06-MBIA Toll Rd. Operations	AR-0019	State Pool	11/01/08	Open	Fair Value	5.5664	Manual	3,143,377.27	1.000000	102,391,587.44	102,391,587.44	0.00	-335,049.63	1.000000	102,726,637.07	Manual	102,726,637.07	0.00	485,049.63	485,049.63			
TT00-TX TERM General	AR-0022	State Pool	11/01/08	Open	Fair Value	5.3555	Manual	1,130.05	1.000000	1,130.05	1,130.05	0.00	-5.14	1.000000	1,135.19	Manual	1,135.19	0.00	5.14	5.14			
TT02-TX TERM Toll Rd. Operation	AR-0024	State Pool	11/01/08	Open	Fair Value	5.3513	Manual	0.00	1.000000	1,128.73	1,128.73	0.00	-5.13	1.000000	1,133.86	Manual	1,133.86	0.00	5.13	5.13			
TT04-TX TERM Road & Bridge	AR-0026	State Pool	11/01/08	Open	Fair Value	5.3506	Manual	10,463.28	1.000000	1,126.68	1,126.68	0.00	-5.12	1.000000	1,131.80	Manual	1,131.80	0.00	5.12	5.12			
TT05-TX TERM Drainage	AR-0027	State Pool	11/01/08	Open	Fair Value	5.3551	Manual	109,774.61	1.000000	373.78	373.78	0.00	-1.70	1.000000	375.48	Manual	375.48	0.00	1.70	1.70			
LOG1-Logic- General	AR-0028	State Pool	11/10/08	Open	Fair Value	5.5398	Manual	10,000,000.00	1.000000	24,262,056.29	24,262,056.29	0.00	9,905,562.36	1.000000	14,356,493.93	Manual	14,356,493.93	0.00	94,437.64	94,437.64			
LOG2-Logic-Toll Rd Operations	AR-0029	State Pool	11/10/08	Open	Fair Value	5.5415	Manual	2,000,000.00	1.000000	14,284,884.63	14,284,884.63	0.00	-67,241.82	1.000000	14,352,126.45	Manual	14,352,126.45	0.00	67,241.82	67,241.82			
LOG5-Logic-Drainage	AR-0032	State Pool	11/10/08	Open	Fair Value	5.5409	Manual	500,000.00	1.000000	984,062.36	984,062.36	0.00	165,703.86	1.000000	818,358.50	Manual	818,358.50	0.00	4,296.14	4,296.14			
LOG8-Logic-Road & Bridge	AR-0035	State Pool	11/10/08	Open	Fair Value	5.5392	Manual	1,000,000.00	1.000000	3,380,175.67	3,380,175.67	0.00	1,589,438.16	1.000000	1,790,737.51	Manual	1,790,737.51	0.00	10,561.84	10,561.84			
MB12-MBIA ESD 100 AGREEMENT	AR-0041	State Pool	08/31/16	Open	Fair Value	5.5665	Manual	3,900,000.00	1.000000	13,103,777.49	13,103,777.49	0.00	-513,401.26	1.000000	13,617,178.75	Manual	13,617,178.75	0.00	63,401.26	63,401.26			
MB13-MBIA ASSISTANCE DIST #1	AR-0042	State Pool	08/31/16	Open	Fair Value	5.5664	Manual	10,000,000.00	1.000000	16,951,922.27	16,951,922.27	0.00	-80,154.45	1.000000	17,032,076.72	Manual	17,032,076.72	0.00	80,154.45	80,154.45			
MB14-MBIA GR PARKWAY OPERATIONS	AR-0043	State Pool	08/31/16	Open	Fair Value	5.5664	Manual	8,500,000.00	1.000000	73,785,644.50	73,785,644.50	0.00	-79,128.84	1.000000	73,864,773.34	Manual	73,864,773.34	0.00	349,128.84	349,128.84			
LO10-LOGIC-COUNTY'S CARE ACT	AR-0044	State Pool	05/12/20	Open	Fair Value	5.5303	Manual	67,000,000.00	1.000000	1,487,707.02	1,487,707.02	0.00	1,485,684.10	1.000000	2,022.92	Manual	2,022.92	0.00	2,022.92	2,022.92			
MB18-MBIA COUNTY'S CARES ACT	AR-0048	State Pool	05/12/20	Open	Fair Value	5.5663	Manual	67,000,000.00	1.000000	48,168,718.27	48,168,718.27	0.00	1,118,794.20	1.000000	47,049,924.07	Manual	47,049,924.07	0.00	224,205.80	224,205.80			
MB19-MBIA FBC ASSIST. DIST. #2	AR-0049	State Pool	05/13/20	Open	Fair Value	5.5664	Manual	2,500,000.00	1.000000	11,545,651.15	11,545,651.15	0.00	-54,591.74	1.000000	11,600,242.89	Manual	11,600,242.89	0.00	54,591.74	54,591.74			
MB20-MBIA FBC ASSIST. DIST. #4	AR-0050	State Pool	05/13/20	Open	Fair Value	5.5664	Manual	1,250,000.00	1.000000	3,084,669.03	3,084,669.03	0.00	478.71	1.000000	3,084,190.32	Manual	3,084,190.32	0.00	14,521.29	14,521.29			
MB21-MBIA FBC ASSIST. DIST. #6	AR-0051	State Pool	05/13/20	Open	Fair Value	5.5662	Manual	2,000,000.00	1.000000	4,306,868.51	4,306,868.51	0.00	481,314.15	1.000000	3,825,554.36	Manual	3,825,554.36	0.00	18,685.85	18,685.85			
MB23-MBIA JUVENILE	AR-0053	State Pool	05/13/20	Open	Fair Value	5.5331	Manual	8,000,000.00	1.000000	4,906,291.59	4,906,291.59	0.00	2,986,643.48	1.000000	1,919,648.11	Manual	1,919,648.11	0.00	13,356.52	13,356.52			
MB24-MBIA DEBT SERVICE	AR-0054	State Pool	05/13/20	Open	Fair Value	5.5665	Manual	21,000,000.00	1.000000	11,239,563.74	11,239,563.74	0.00	-254,655.26	1.000000	11,494,219.00	Manual	11,494,219.00	0.00	54,655.26	54,655.26			
MB25-MBIA DRAINAGE DEBT SERVICE	AR-0055	State Pool	05/13/20	Open	Fair Value	5.5664	Manual	1,000,000.00	1.000000	4,250,184.10	4,250,184.10	0.00	-20,096.30	1.000000	4,270,280.40	Manual	4,270,280.40	0.00	20,096.30	20,096.30			
MB26-FACILITIES BOND 2018	AR-0056	State Pool	05/13/20	Open	Fair Value	5.5664	Manual	14,000,000.00	1.000000	1,943,774.14	1,943,774.14	0.00	-9,190.84	1.000000	1,952,964.98	Manual	1,952,964.98	0.00	9,190.84	9,190.84			
MB27-MBIA TX HERITAGE PARKWAY	AR-0057	State Pool	05/13/20	Open	Fair Value	5.5664	Manual	17,000,000.00	1.000000	521,296.56	521,296.56	0.00	-2,464.88	1.000000	523,761.44	Manual	523,761.44	0.00	2,464.88	2,464.88			
Cadence-Money Market Accts	AR-0058	Money Market	01/31/21	Open	Fair Value	0.3133	Manual	210,194,488.52	1.000000	28,836,997.03	28,836,997.03	0.00	-7,380,441.35	1.000000	36,217,438.38	Manual	36,217,438.38	0.00	8,334.87	8,334.87			
MB28-MBIA GRAND PARKWAY 2021	AR-0059	State Pool	08/02/21	Open	Fair Value	5.5661	Manual	28,000,000.00	1.000000	2,951,535.90	2,951,535.90	0.00	426,514.56	1.000000	2,525,021.34	Manual	2,525,021.34	0.00	13,485.44	13,485.44			
MB29-MBIA SR LIEN TOLL RD 2021	AR-0060	State Pool	08/02/21	Open	Fair Value	5.5663	Manual	68,000,000.00	1.000000	26,549,809.06	26,549,809.06	0.00	1,115,789.25	1.000000	25,434,019.81	Manual	25,434,019.81	0.00	124,210.75	124,210.75			
MB30-MBIA FLOOD PRO DRAINAGE 20	AR-0061	State Pool	08/02/21	Open	Fair Value	5.5662	Manual	10,000,000.00	1.000000	14,376,057.55	14,376,057.55	0.00	1,296,057.58	1.000000	13,079,999.97	Manual	13,079,999.97	0.00	63,942.42	63,942.42			
MB31-MBIA FBC ASSIST DIST #9	AR-0062	State Pool	03/11/22	Open	Fair Value	5.5664	Manual	2,000,000.00	1.000000	4,182,503.98	4,182,503.98	0.00	-19,776.29	1.000000	4,202,280.27	Manual	4,202,280.27	0.00	19,776.29	19,776.29			
MB32-MBIA FBC ASSIST DIST #11	AR-0063	State Pool	03/11/22	Open	Fair Value	5.5664	Manual	3,000,000.00	1.000000	8,886,197.33	8,886,197.33	0.00	-42,016.96	1.000000	8,928,214.29	Manual	8,928,214.29	0.00	42,016.96	42,016.96			
MB36-MBIA FEE OFFICER	AR-0065	State Pool	03/14/22	Open	Fair Value	5.5664	Manual	3,000,000.00	1.000000	2,308,950.28	2,308,950.28	0.00	-1,929.00	1.000000	2,310,879.28	Manual	2,310,879.28	0.00	10,879.28	10,879.28			
MB37-MBIA FBC ASSIST DIST #7	AR-0066	State Pool	03/14/22	Open	Fair Value	5.5664	Manual	1,000,000.00	1.000000	2,875,905.42	2,875,905.42	0.00	-13,598.25	1.000000	2,889,503.67	Manual	2,889,503.67	0.00	13,598.25	13,598.25			
MB38-MBIA 2020A FBC TAX NOTE	AR-0067	State Pool	03/14/22	Open	Fair Value	5.5664	Manual	2,000,000.00	1.000000	1,197,360.78	1,197,360.78	0.00	-5,661.54	1.000000	1,203,022.32	Manual	1,203,022.32	0.00	5,661.54	5,661.54			
MB39-MBIA 2022 TAX NOTE	AR-0072	State Pool	12/16/22	Open	Fair Value	5.5664	Manual	0.00	1.000000	25,598,682.02	25,598,682.02	0.00	21,405.56	1.000000	25,577,276.46	Manual	25,577,276.46	0.00	120,594.44	120,594.44			
MB40-MBIA FBC ASSIST DIST #22	AR-0073	State Pool	12/16/22	Open	Fair Value	5.5664	Manual	1,000,000.00	1.000000	1,395,443.14	1,395,443.14	0.00	-6,598.14	1.000000	1,402,041.28	Manual	1,402,041.28	0.00	6,598.14	6,598.14			
MB41-MBIA FUND440 CSCD	AR-0074	State Pool	12/16/22	Open	Fair Value	5.5664	Manual	4,000,000.00	1.000000	4,278,683.20	4,278,683.20	0.00	-20,231.06	1.000000	4,298,914.26	Manual	4,298,914.26	0.00	20,231.06	20,231.06			
MB42-MBIA FBC ASSIST DIST #10	AR-0075	State Pool	12/16/22	Open	Fair Value	5.5664	Manual	500,000.00	1.000000	1,337,361.24	1,337,361.24	0.00	-6,323.51	1.000000	1,343,684.75	Manual	1,343,684.75	0.00	6,323.51	6,323.51			
MB43-MBIA LATERAL ROAD	AR-0076	State Pool	12/16/22	Open	Fair Value	5.5664	Manual	1,000,000.00	1.000000	1,399,326.50	1,399,326.50	0.00	-6,616.49	1.000000	1,405,942.99	Manual	1,405,942.99	0.00	6,616.49	6,616.49			
MB44-MBIA COUNTY LAW LIBRARY	AR-0077	State Pool	12/16/22	Open	Fair Value	5.5664	Manual	1,000,000.00	1.000000	1,141,769.81	1,141,769.81	0.00	-5,398.66	1.000000	1,147,168.47	Manual	1,147,168.47	0.00	5,398.66	5,398.66			
MB45-U S Bank	AR-0078	Balance Account	06/20/23	Open	Fair Value	5.4000	Manual	112,000,000.00	1.000000	112,000,000.00	112,000,000.00	0.00	0.00	1.000000	112,000,000.00	Manual	112,000,000.00	0.00	513,665.75	513,665.75			
LO13-Logic-2023 MOBILITY PROJ	AR-0079	State Pool	08/09/23	Open	Fair Value	5.5047	Manual	20,000,000.00	1.000000	13,793,227.62	13,793,227.62	0.00	6,956,764.22	1.000000	6,836,463.40	Manual	6,836,463.40	0.00	43,235.78	43,235.78			
LO14-LOGIC-2023 CERT OF OB	AR-0080	State Pool	08/09/23	Open	Fair Value	2.7658	Manual	8,000,000.00	1.000000	11,942.38	11,942.38	0.00	11,940.57	1.000000	1.81	Manual	1.81	0.00	1.81	1.81			
MB45-MBIA ASSIST. DISTRICT #5	AR-0081	State Pool	08/17/23	Open	Fair Value	5.5664	Manual	600,000.00	1.000000	754,543.38	754,543.38	0.00	-3,567.74	1.000000	758,111.12	Manual	758,111.12	0.00	3,567.74	3,567.74			
MB46-MBIA ALIANA MGMT DIST AGRE	AR-0082	State Pool	08/17/																				

Portfolio Position

Ft. Bend County

Effective Interest - Actual Life
Receipts in Period
10/01/23 - 10/31/23

CUSIP	Invest Number	Security Description	Purchase Date	Call Date	Par Value On 10/01/23	Par Value On 10/31/23	Market Val On 10/01/23	Market Val On 10/31/23	Purchase Cost	Sales Proceeds	Original Princ/Cost	Amor Value On 10/01/23	Amor Value On 10/31/23
MB39 - 2022 TAX NOTE													
State Pool													
MB39-MBIA 2022 TAX NOTE	AR-0072	State Pool	12/16/22	Open	<u>25,598,682.02</u>	<u>25,577,276.46</u>	<u>25,598,682.02</u>	<u>25,577,276.46</u>	<u>0.00</u>	<u>0.00</u>	<u>0.00</u>	<u>25,598,682.02</u>	<u>25,577,276.46</u>
State Pool Total					<u>25,598,682.02</u>	<u>25,577,276.46</u>	<u>25,598,682.02</u>	<u>25,577,276.46</u>	<u>0.00</u>	<u>0.00</u>	<u>0.00</u>	<u>25,598,682.02</u>	<u>25,577,276.46</u>
MB39 - 2022 TAX NOTE Total					<u>25,598,682.02</u>	<u>25,577,276.46</u>	<u>25,598,682.02</u>	<u>25,577,276.46</u>	<u>0.00</u>	<u>0.00</u>	<u>0.00</u>	<u>25,598,682.02</u>	<u>25,577,276.46</u>
LO14 - 2023 CERT. OF OBLIGATION													
State Pool													
LO14-LOCIG-2023 CERT OF OB	AR-0080	State Pool	08/09/23	Open	<u>11,942.38</u>	<u>1.81</u>	<u>11,942.38</u>	<u>1.81</u>	<u>0.00</u>	<u>0.00</u>	<u>8,000,000.00</u>	<u>11,942.38</u>	<u>1.81</u>
State Pool Total					<u>11,942.38</u>	<u>1.81</u>	<u>11,942.38</u>	<u>1.81</u>	<u>0.00</u>	<u>0.00</u>	<u>8,000,000.00</u>	<u>11,942.38</u>	<u>1.81</u>
LO14 - 2023 CERT. OF OBLIGATION Total					<u>11,942.38</u>	<u>1.81</u>	<u>11,942.38</u>	<u>1.81</u>	<u>0.00</u>	<u>0.00</u>	<u>8,000,000.00</u>	<u>11,942.38</u>	<u>1.81</u>
LO13 - 2023 MOBILITY PROJECT													
State Pool													
LO13-Logic-2023 MOBILITY PROJ	AR-0079	State Pool	08/09/23	Open	<u>13,793,227.62</u>	<u>6,836,463.40</u>	<u>13,793,227.62</u>	<u>6,836,463.40</u>	<u>0.00</u>	<u>0.00</u>	<u>20,000,000.00</u>	<u>13,793,227.62</u>	<u>6,836,463.40</u>
State Pool Total					<u>13,793,227.62</u>	<u>6,836,463.40</u>	<u>13,793,227.62</u>	<u>6,836,463.40</u>	<u>0.00</u>	<u>0.00</u>	<u>20,000,000.00</u>	<u>13,793,227.62</u>	<u>6,836,463.40</u>
LO13 - 2023 MOBILITY PROJECT Total					<u>13,793,227.62</u>	<u>6,836,463.40</u>	<u>13,793,227.62</u>	<u>6,836,463.40</u>	<u>0.00</u>	<u>0.00</u>	<u>20,000,000.00</u>	<u>13,793,227.62</u>	<u>6,836,463.40</u>
MB41 - 440V SUPERVISION													
State Pool													
MB41-MBIA FUND440 CSCD	AR-0074	State Pool	12/16/22	Open	<u>4,278,683.20</u>	<u>4,298,914.26</u>	<u>4,278,683.20</u>	<u>4,298,914.26</u>	<u>0.00</u>	<u>0.00</u>	<u>4,000,000.00</u>	<u>4,278,683.20</u>	<u>4,298,914.26</u>
State Pool Total					<u>4,278,683.20</u>	<u>4,298,914.26</u>	<u>4,278,683.20</u>	<u>4,298,914.26</u>	<u>0.00</u>	<u>0.00</u>	<u>4,000,000.00</u>	<u>4,278,683.20</u>	<u>4,298,914.26</u>
MB41 - 440V SUPERVISION Total					<u>4,278,683.20</u>	<u>4,298,914.26</u>	<u>4,278,683.20</u>	<u>4,298,914.26</u>	<u>0.00</u>	<u>0.00</u>	<u>4,000,000.00</u>	<u>4,278,683.20</u>	<u>4,298,914.26</u>
MB46 - ALIANA MGMT DIST AGREEMENT													
State Pool													
MB46-MBIA ALIANA MGMT DIST AGRE	AR-0082	State Pool	08/17/23	Open	<u>503,406.78</u>	<u>435,488.08</u>	<u>503,406.78</u>	<u>435,488.08</u>	<u>0.00</u>	<u>0.00</u>	<u>500,000.00</u>	<u>503,406.78</u>	<u>435,488.08</u>
State Pool Total					<u>503,406.78</u>	<u>435,488.08</u>	<u>503,406.78</u>	<u>435,488.08</u>	<u>0.00</u>	<u>0.00</u>	<u>500,000.00</u>	<u>503,406.78</u>	<u>435,488.08</u>
MB46 - ALIANA MGMT DIST AGREEMENT Total					<u>503,406.78</u>	<u>435,488.08</u>	<u>503,406.78</u>	<u>435,488.08</u>	<u>0.00</u>	<u>0.00</u>	<u>500,000.00</u>	<u>503,406.78</u>	<u>435,488.08</u>
MB47 - ASSET FORF. TASK STATE													
State Pool													
MB47-MBIA ASSET FORF TASK STATE	AR-0083	State Pool	08/17/23	Open	<u>2,939,162.80</u>	<u>412,309.04</u>	<u>2,939,162.80</u>	<u>412,309.04</u>	<u>0.00</u>	<u>0.00</u>	<u>3,000,000.00</u>	<u>2,939,162.80</u>	<u>412,309.04</u>
State Pool Total					<u>2,939,162.80</u>	<u>412,309.04</u>	<u>2,939,162.80</u>	<u>412,309.04</u>	<u>0.00</u>	<u>0.00</u>	<u>3,000,000.00</u>	<u>2,939,162.80</u>	<u>412,309.04</u>
MB47 - ASSET FORF. TASK STATE Total					<u>2,939,162.80</u>	<u>412,309.04</u>	<u>2,939,162.80</u>	<u>412,309.04</u>	<u>0.00</u>	<u>0.00</u>	<u>3,000,000.00</u>	<u>2,939,162.80</u>	<u>412,309.04</u>
130 - Assistance Dist #1													
State Pool													
MB13-MBIA ASSISTANCE DIST #1	AR-0042	State Pool	08/31/16	Open	<u>16,951,922.27</u>	<u>17,032,076.72</u>	<u>16,951,922.27</u>	<u>17,032,076.72</u>	<u>0.00</u>	<u>0.00</u>	<u>10,000,000.00</u>	<u>16,951,922.27</u>	<u>17,032,076.72</u>
State Pool Total					<u>16,951,922.27</u>	<u>17,032,076.72</u>	<u>16,951,922.27</u>	<u>17,032,076.72</u>	<u>0.00</u>	<u>0.00</u>	<u>10,000,000.00</u>	<u>16,951,922.27</u>	<u>17,032,076.72</u>
130 - Assistance Dist #1 Total					<u>16,951,922.27</u>	<u>17,032,076.72</u>	<u>16,951,922.27</u>	<u>17,032,076.72</u>	<u>0.00</u>	<u>0.00</u>	<u>10,000,000.00</u>	<u>16,951,922.27</u>	<u>17,032,076.72</u>
MB48 - DA ASSET FORF. STATE													
State Pool													
MB48-MBIA DA ASSET FORF.STATE	AR-0084	State Pool	08/17/23	Open	<u>855,791.58</u>	<u>859,838.05</u>	<u>855,791.58</u>	<u>859,838.05</u>	<u>0.00</u>	<u>0.00</u>	<u>850,000.00</u>	<u>855,791.58</u>	<u>859,838.05</u>
State Pool Total					<u>855,791.58</u>	<u>859,838.05</u>	<u>855,791.58</u>	<u>859,838.05</u>	<u>0.00</u>	<u>0.00</u>	<u>850,000.00</u>	<u>855,791.58</u>	<u>859,838.05</u>
MB48 - DA ASSET FORF. STATE Total					<u>855,791.58</u>	<u>859,838.05</u>	<u>855,791.58</u>	<u>859,838.05</u>	<u>0.00</u>	<u>0.00</u>	<u>850,000.00</u>	<u>855,791.58</u>	<u>859,838.05</u>
145 - ESD 100 Agreement													
State Pool													
MB12-MBIA ESD 100 AGREEMENT	AR-0041	State Pool	08/31/16	Open	<u>13,103,777.49</u>	<u>13,617,178.75</u>	<u>13,103,777.49</u>	<u>13,617,178.75</u>	<u>0.00</u>	<u>0.00</u>	<u>3,900,000.00</u>	<u>13,103,777.49</u>	<u>13,617,178.75</u>
State Pool Total					<u>13,103,777.49</u>	<u>13,617,178.75</u>	<u>13,103,777.49</u>	<u>13,617,178.75</u>	<u>0.00</u>	<u>0.00</u>	<u>3,900,000.00</u>	<u>13,103,777.49</u>	<u>13,617,178.75</u>
145 - ESD 100 Agreement Total					<u>13,103,777.49</u>	<u>13,617,178.75</u>	<u>13,103,777.49</u>	<u>13,617,178.75</u>	<u>0.00</u>	<u>0.00</u>	<u>3,900,000.00</u>	<u>13,103,777.49</u>	<u>13,617,178.75</u>
MB42 - FBC ASSIST DIST #10													
State Pool													
MB42-MBIA FBC ASSIST DIST #10	AR-0075	State Pool	12/16/22	Open	<u>1,337,361.24</u>	<u>1,343,684.75</u>	<u>1,337,361.24</u>	<u>1,343,684.75</u>	<u>0.00</u>	<u>0.00</u>	<u>500,000.00</u>	<u>1,337,361.24</u>	<u>1,343,684.75</u>
State Pool Total					<u>1,337,361.24</u>	<u>1,343,684.75</u>	<u>1,337,361.24</u>	<u>1,343,684.75</u>	<u>0.00</u>	<u>0.00</u>	<u>500,000.00</u>	<u>1,337,361.24</u>	<u>1,343,684.75</u>

Portfolio Position

Ft. Bend County

Effective Interest - Actual Life
Receipts in Period
10/01/23 - 10/31/23

CUSIP	Invest Number	Security Description	Purchase Date	Call Date	Par Value On 10/01/23	Par Value On 10/31/23	Market Val On 10/01/23	Market Val On 10/31/23	Purchase Cost	Sales Proceeds	Original Princ/Cost	Amor Value On 10/01/23	Amor Value On 10/31/23
MB42 - FBC ASSIST DIST #10 Total					<u>1,337,361.24</u>	<u>1,343,684.75</u>	<u>1,337,361.24</u>	<u>1,343,684.75</u>	<u>0.00</u>	<u>0.00</u>	<u>500,000.00</u>	<u>1,337,361.24</u>	<u>1,343,684.75</u>
MB40 - FBC ASSIST DIST #22													
State Pool													
MB40-MBIA FBC ASSIST DIST #22	AR-0073	State Pool	12/16/22	Open	1,395,443.14	1,402,041.28	1,395,443.14	1,402,041.28	0.00	0.00	1,000,000.00	1,395,443.14	1,402,041.28
State Pool Total					<u>1,395,443.14</u>	<u>1,402,041.28</u>	<u>1,395,443.14</u>	<u>1,402,041.28</u>	<u>0.00</u>	<u>0.00</u>	<u>1,000,000.00</u>	<u>1,395,443.14</u>	<u>1,402,041.28</u>
MB40 - FBC ASSIST DIST #22 Total					<u>1,395,443.14</u>	<u>1,402,041.28</u>	<u>1,395,443.14</u>	<u>1,402,041.28</u>	<u>0.00</u>	<u>0.00</u>	<u>1,000,000.00</u>	<u>1,395,443.14</u>	<u>1,402,041.28</u>
MB45 - FBC ASSIST DISTRICT #5													
State Pool													
MB45-MBIA ASSIST. DISTRICT #5	AR-0081	State Pool	08/17/23	Open	754,543.38	758,111.12	754,543.38	758,111.12	0.00	0.00	600,000.00	754,543.38	758,111.12
State Pool Total					<u>754,543.38</u>	<u>758,111.12</u>	<u>754,543.38</u>	<u>758,111.12</u>	<u>0.00</u>	<u>0.00</u>	<u>600,000.00</u>	<u>754,543.38</u>	<u>758,111.12</u>
MB45 - FBC ASSIST DISTRICT #5 Total					<u>754,543.38</u>	<u>758,111.12</u>	<u>754,543.38</u>	<u>758,111.12</u>	<u>0.00</u>	<u>0.00</u>	<u>600,000.00</u>	<u>754,543.38</u>	<u>758,111.12</u>
MB49 - FBC ASSIST. DISTRICT #16													
State Pool													
MB49-FBC ASSIST. DIST #16	AR-0085	State Pool	08/17/23	Open	693,828.67	526,927.56	693,828.67	526,927.56	0.00	0.00	700,000.00	693,828.67	526,927.56
State Pool Total					<u>693,828.67</u>	<u>526,927.56</u>	<u>693,828.67</u>	<u>526,927.56</u>	<u>0.00</u>	<u>0.00</u>	<u>700,000.00</u>	<u>693,828.67</u>	<u>526,927.56</u>
MB49 - FBC ASSIST. DISTRICT #16 Total					<u>693,828.67</u>	<u>526,927.56</u>	<u>693,828.67</u>	<u>526,927.56</u>	<u>0.00</u>	<u>0.00</u>	<u>700,000.00</u>	<u>693,828.67</u>	<u>526,927.56</u>
MB43 - FBC LATERAL ROAD													
State Pool													
MB43-MBIA LATERAL ROAD	AR-0076	State Pool	12/16/22	Open	1,399,326.50	1,405,942.99	1,399,326.50	1,405,942.99	0.00	0.00	1,000,000.00	1,399,326.50	1,405,942.99
State Pool Total					<u>1,399,326.50</u>	<u>1,405,942.99</u>	<u>1,399,326.50</u>	<u>1,405,942.99</u>	<u>0.00</u>	<u>0.00</u>	<u>1,000,000.00</u>	<u>1,399,326.50</u>	<u>1,405,942.99</u>
MB43 - FBC LATERAL ROAD Total					<u>1,399,326.50</u>	<u>1,405,942.99</u>	<u>1,399,326.50</u>	<u>1,405,942.99</u>	<u>0.00</u>	<u>0.00</u>	<u>1,000,000.00</u>	<u>1,399,326.50</u>	<u>1,405,942.99</u>
MB44 - FBC LAW LIBRARY													
State Pool													
MB44-MBIA COUNTY LAW LIBRARY	AR-0077	State Pool	12/16/22	Open	1,141,769.81	1,147,168.47	1,141,769.81	1,147,168.47	0.00	0.00	1,000,000.00	1,141,769.81	1,147,168.47
State Pool Total					<u>1,141,769.81</u>	<u>1,147,168.47</u>	<u>1,141,769.81</u>	<u>1,147,168.47</u>	<u>0.00</u>	<u>0.00</u>	<u>1,000,000.00</u>	<u>1,141,769.81</u>	<u>1,147,168.47</u>
MB44 - FBC LAW LIBRARY Total					<u>1,141,769.81</u>	<u>1,147,168.47</u>	<u>1,141,769.81</u>	<u>1,147,168.47</u>	<u>0.00</u>	<u>0.00</u>	<u>1,000,000.00</u>	<u>1,141,769.81</u>	<u>1,147,168.47</u>
810 - FBC Toll Road Operations													
State Pool													
TT02-TX TERM Toll Rd. Operation	AR-0024	State Pool	11/01/08	Open	0.00	0.00	0.00	0.00	0.00	0.00	0.00	0.00	0.00
State Pool Total					<u>0.00</u>	<u>0.00</u>	<u>0.00</u>	<u>0.00</u>	<u>0.00</u>	<u>0.00</u>	<u>0.00</u>	<u>0.00</u>	<u>0.00</u>
810 - FBC Toll Road Operations Total					<u>0.00</u>	<u>0.00</u>	<u>0.00</u>	<u>0.00</u>	<u>0.00</u>	<u>0.00</u>	<u>0.00</u>	<u>0.00</u>	<u>0.00</u>
815 - Grand Parkway Operations													
State Pool													
MB14-MBIA GR PARKWAY OPERATIONS	AR-0043	State Pool	08/31/16	Open	73,785,644.50	73,864,773.34	73,785,644.50	73,864,773.34	0.00	0.00	8,500,000.00	73,785,644.50	73,864,773.34
State Pool Total					<u>73,785,644.50</u>	<u>73,864,773.34</u>	<u>73,785,644.50</u>	<u>73,864,773.34</u>	<u>0.00</u>	<u>0.00</u>	<u>8,500,000.00</u>	<u>73,785,644.50</u>	<u>73,864,773.34</u>
815 - Grand Parkway Operations Total					<u>73,785,644.50</u>	<u>73,864,773.34</u>	<u>73,785,644.50</u>	<u>73,864,773.34</u>	<u>0.00</u>	<u>0.00</u>	<u>8,500,000.00</u>	<u>73,785,644.50</u>	<u>73,864,773.34</u>
LO10 - LOGIC COUNTYS CARES ACT													
State Pool													
LO10-LOGIC-COUNTY'S CARE ACT	AR-0047	State Pool	05/12/20	Open	1,487,707.02	2,022.92	1,487,707.02	2,022.92	0.00	0.00	67,000,000.00	1,487,707.02	2,022.92
State Pool Total					<u>1,487,707.02</u>	<u>2,022.92</u>	<u>1,487,707.02</u>	<u>2,022.92</u>	<u>0.00</u>	<u>0.00</u>	<u>67,000,000.00</u>	<u>1,487,707.02</u>	<u>2,022.92</u>
LO10 - LOGIC COUNTYS CARES ACT Total					<u>1,487,707.02</u>	<u>2,022.92</u>	<u>1,487,707.02</u>	<u>2,022.92</u>	<u>0.00</u>	<u>0.00</u>	<u>67,000,000.00</u>	<u>1,487,707.02</u>	<u>2,022.92</u>
LOG5 - LOGIC DRAINAGE													
State Pool													
LOG5-Logic-Drainage	AR-0032	State Pool	11/10/08	Open	984,062.36	818,358.50	984,062.36	818,358.50	0.00	0.00	500,000.00	984,062.36	818,358.50
State Pool Total					<u>984,062.36</u>	<u>818,358.50</u>	<u>984,062.36</u>	<u>818,358.50</u>	<u>0.00</u>	<u>0.00</u>	<u>500,000.00</u>	<u>984,062.36</u>	<u>818,358.50</u>
LOG5 - LOGIC DRAINAGE Total					<u>984,062.36</u>	<u>818,358.50</u>	<u>984,062.36</u>	<u>818,358.50</u>	<u>0.00</u>	<u>0.00</u>	<u>500,000.00</u>	<u>984,062.36</u>	<u>818,358.50</u>
LOG1 - LOGIC GENERAL													
State Pool													
LOG1-Logic- General	AR-0028	State Pool	11/10/08	Open	24,262,056.29	14,356,493.93	24,262,056.29	14,356,493.93	0.00	0.00	10,000,000.00	24,262,056.29	14,356,493.93

Portfolio Position

Ft. Bend County

Effective Interest - Actual Life
Receipts in Period
10/01/23 - 10/31/23

CUSIP	Invest Number	Security Description	Purchase Date	Call Date	Par Value On 10/01/23	Par Value On 10/31/23	Market Val On 10/01/23	Market Val On 10/31/23	Purchase Cost	Sales Proceeds	Original Princ/Cost	Amor Value On 10/01/23	Amor Value On 10/31/23
State Pool													
MB29-MBIA SR LIEN TOLL RD 2021	AR-0060	State Pool	08/02/21	Open	<u>26,549,809.06</u>	<u>25,434,019.81</u>	<u>26,549,809.06</u>	<u>25,434,019.81</u>	<u>0.00</u>	<u>0.00</u>	<u>68,000,000.00</u>	<u>26,549,809.06</u>	<u>25,434,019.81</u>
State Pool Total					<u>26,549,809.06</u>	<u>25,434,019.81</u>	<u>26,549,809.06</u>	<u>25,434,019.81</u>	<u>0.00</u>	<u>0.00</u>	<u>68,000,000.00</u>	<u>26,549,809.06</u>	<u>25,434,019.81</u>
MB29 - MBIA Sr Lien 2021 Total					<u>26,549,809.06</u>	<u>25,434,019.81</u>	<u>26,549,809.06</u>	<u>25,434,019.81</u>	<u>0.00</u>	<u>0.00</u>	<u>68,000,000.00</u>	<u>26,549,809.06</u>	<u>25,434,019.81</u>
MB06 - MBIA TOLL RD OPERATIONS													
State Pool													
MB06-MBIA Toll Rd. Operations	AR-0019	State Pool	11/01/08	Open	<u>102,391,587.44</u>	<u>102,726,637.07</u>	<u>102,391,587.44</u>	<u>102,726,637.07</u>	<u>0.00</u>	<u>0.00</u>	<u>3,143,377.27</u>	<u>102,391,587.44</u>	<u>102,726,637.07</u>
State Pool Total					<u>102,391,587.44</u>	<u>102,726,637.07</u>	<u>102,391,587.44</u>	<u>102,726,637.07</u>	<u>0.00</u>	<u>0.00</u>	<u>3,143,377.27</u>	<u>102,391,587.44</u>	<u>102,726,637.07</u>
MB06 - MBIA TOLL RD OPERATIONS Total					<u>102,391,587.44</u>	<u>102,726,637.07</u>	<u>102,391,587.44</u>	<u>102,726,637.07</u>	<u>0.00</u>	<u>0.00</u>	<u>3,143,377.27</u>	<u>102,391,587.44</u>	<u>102,726,637.07</u>
MB27 - MBIA TX HERITAGE PARKWAY 2020													
State Pool													
MB27-MBIA TX HERITAGE PARKWAY	AR-0057	State Pool	05/13/20	Open	<u>521,296.56</u>	<u>523,761.44</u>	<u>521,296.56</u>	<u>523,761.44</u>	<u>0.00</u>	<u>0.00</u>	<u>17,000,000.00</u>	<u>521,296.56</u>	<u>523,761.44</u>
State Pool Total					<u>521,296.56</u>	<u>523,761.44</u>	<u>521,296.56</u>	<u>523,761.44</u>	<u>0.00</u>	<u>0.00</u>	<u>17,000,000.00</u>	<u>521,296.56</u>	<u>523,761.44</u>
MB27 - MBIA TX HERITAGE PARKWAY 2020 Total					<u>521,296.56</u>	<u>523,761.44</u>	<u>521,296.56</u>	<u>523,761.44</u>	<u>0.00</u>	<u>0.00</u>	<u>17,000,000.00</u>	<u>521,296.56</u>	<u>523,761.44</u>
MB28 - MBIAGrand Parkway 2021													
State Pool													
MB28-MBIA GRAND PARKWAY 2021	AR-0059	State Pool	08/02/21	Open	<u>2,951,535.90</u>	<u>2,525,021.34</u>	<u>2,951,535.90</u>	<u>2,525,021.34</u>	<u>0.00</u>	<u>0.00</u>	<u>25,000,000.00</u>	<u>2,951,535.90</u>	<u>2,525,021.34</u>
State Pool Total					<u>2,951,535.90</u>	<u>2,525,021.34</u>	<u>2,951,535.90</u>	<u>2,525,021.34</u>	<u>0.00</u>	<u>0.00</u>	<u>25,000,000.00</u>	<u>2,951,535.90</u>	<u>2,525,021.34</u>
MB28 - MBIAGrand Parkway 2021 Total					<u>2,951,535.90</u>	<u>2,525,021.34</u>	<u>2,951,535.90</u>	<u>2,525,021.34</u>	<u>0.00</u>	<u>0.00</u>	<u>25,000,000.00</u>	<u>2,951,535.90</u>	<u>2,525,021.34</u>
TT05 - TEXAS TERM DRAINAGE													
State Pool													
TT05-TX TERM Drainage	AR-0027	State Pool	11/01/08	Open	<u>373.78</u>	<u>375.48</u>	<u>373.78</u>	<u>375.48</u>	<u>0.00</u>	<u>0.00</u>	<u>109,774.61</u>	<u>373.78</u>	<u>375.48</u>
State Pool Total					<u>373.78</u>	<u>375.48</u>	<u>373.78</u>	<u>375.48</u>	<u>0.00</u>	<u>0.00</u>	<u>109,774.61</u>	<u>373.78</u>	<u>375.48</u>
TT05 - TEXAS TERM DRAINAGE Total					<u>373.78</u>	<u>375.48</u>	<u>373.78</u>	<u>375.48</u>	<u>0.00</u>	<u>0.00</u>	<u>109,774.61</u>	<u>373.78</u>	<u>375.48</u>
TT00 - TEXAS TERM GENERAL													
State Pool													
TT00-TX TERM General	AR-0022	State Pool	11/01/08	Open	<u>1,130.05</u>	<u>1,135.19</u>	<u>1,130.05</u>	<u>1,135.19</u>	<u>0.00</u>	<u>0.00</u>	<u>10,006,437.87</u>	<u>1,130.05</u>	<u>1,135.19</u>
State Pool Total					<u>1,130.05</u>	<u>1,135.19</u>	<u>1,130.05</u>	<u>1,135.19</u>	<u>0.00</u>	<u>0.00</u>	<u>10,006,437.87</u>	<u>1,130.05</u>	<u>1,135.19</u>
TT00 - TEXAS TERM GENERAL Total					<u>1,130.05</u>	<u>1,135.19</u>	<u>1,130.05</u>	<u>1,135.19</u>	<u>0.00</u>	<u>0.00</u>	<u>10,006,437.87</u>	<u>1,130.05</u>	<u>1,135.19</u>
TT04 - TEXAS TERM ROAD & BRIDGE													
State Pool													
TT04-TX TERM Road & Bridge	AR-0026	State Pool	11/01/08	Open	<u>1,126.68</u>	<u>1,131.80</u>	<u>1,126.68</u>	<u>1,131.80</u>	<u>0.00</u>	<u>0.00</u>	<u>10,463.28</u>	<u>1,126.68</u>	<u>1,131.80</u>
State Pool Total					<u>1,126.68</u>	<u>1,131.80</u>	<u>1,126.68</u>	<u>1,131.80</u>	<u>0.00</u>	<u>0.00</u>	<u>10,463.28</u>	<u>1,126.68</u>	<u>1,131.80</u>
TT04 - TEXAS TERM ROAD & BRIDGE Total					<u>1,126.68</u>	<u>1,131.80</u>	<u>1,126.68</u>	<u>1,131.80</u>	<u>0.00</u>	<u>0.00</u>	<u>10,463.28</u>	<u>1,126.68</u>	<u>1,131.80</u>
TT02 - TEXAS TERM TOLL OPERATIONS													
State Pool													
TT02-TX TERM Toll Rd. Operation	AR-0024	State Pool	11/01/08	Open	<u>1,128.73</u>	<u>1,133.86</u>	<u>1,128.73</u>	<u>1,133.86</u>	<u>0.00</u>	<u>0.00</u>	<u>0.00</u>	<u>1,128.73</u>	<u>1,133.86</u>
State Pool Total					<u>1,128.73</u>	<u>1,133.86</u>	<u>1,128.73</u>	<u>1,133.86</u>	<u>0.00</u>	<u>0.00</u>	<u>0.00</u>	<u>1,128.73</u>	<u>1,133.86</u>
TT02 - TEXAS TERM TOLL OPERATIONS Total					<u>1,128.73</u>	<u>1,133.86</u>	<u>1,128.73</u>	<u>1,133.86</u>	<u>0.00</u>	<u>0.00</u>	<u>0.00</u>	<u>1,128.73</u>	<u>1,133.86</u>
09 - Temporary Holding													
Money Market													
Cadence-Money Market Accts	AR-0058	Money Market	01/31/21	Open	<u>28,836,997.03</u>	<u>36,217,438.38</u>	<u>28,836,997.03</u>	<u>36,217,438.38</u>	<u>0.00</u>	<u>0.00</u>	<u>210,194,488.52</u>	<u>28,836,997.03</u>	<u>36,217,438.38</u>
Money Market Total					<u>28,836,997.03</u>	<u>36,217,438.38</u>	<u>28,836,997.03</u>	<u>36,217,438.38</u>	<u>0.00</u>	<u>0.00</u>	<u>210,194,488.52</u>	<u>28,836,997.03</u>	<u>36,217,438.38</u>
09 - Temporary Holding Total					<u>28,836,997.03</u>	<u>36,217,438.38</u>	<u>28,836,997.03</u>	<u>36,217,438.38</u>	<u>0.00</u>	<u>0.00</u>	<u>210,194,488.52</u>	<u>28,836,997.03</u>	<u>36,217,438.38</u>
2700 - US Bank													
Cash													
MB45-U S Bank	AR-0078	Balance Account	06/20/23	01/31/24	<u>112,000,000.00</u>	<u>112,000,000.00</u>	<u>112,000,000.00</u>	<u>112,000,000.00</u>	<u>0.00</u>	<u>0.00</u>	<u>112,000,000.00</u>	<u>112,000,000.00</u>	<u>112,000,000.00</u>
Cash Total					<u>112,000,000.00</u>	<u>112,000,000.00</u>	<u>112,000,000.00</u>	<u>112,000,000.00</u>	<u>0.00</u>	<u>0.00</u>	<u>112,000,000.00</u>	<u>112,000,000.00</u>	<u>112,000,000.00</u>
2700 - US Bank Total					<u>112,000,000.00</u>	<u>112,000,000.00</u>	<u>112,000,000.00</u>	<u>112,000,000.00</u>	<u>0.00</u>	<u>0.00</u>	<u>112,000,000.00</u>	<u>112,000,000.00</u>	<u>112,000,000.00</u>

Portfolio Position

Ft. Bend County

Effective Interest - Actual Life
Receipts in Period
10/01/23 - 10/31/23

CUSIP	Invest Number	Security Description	Purchase Date	Call Date	Par Value On 10/01/23	Par Value On 10/31/23	Market Val On 10/01/23	Market Val On 10/31/23	Purchase Cost	Sales Proceeds	Original Princ/Cost	Amor Value On 10/01/23	Amor Value On 10/31/23
Combined Port													
Cash													
MB45-U S Bank	AR-0078	Balance Account	06/20/23	01/31/24	<u>112,000,000.00</u>	<u>112,000,000.00</u>	<u>112,000,000.00</u>	<u>112,000,000.00</u>	<u>0.00</u>	<u>0.00</u>	<u>112,000,000.00</u>	<u>112,000,000.00</u>	<u>112,000,000.00</u>
Cash Total					112,000,000.00	112,000,000.00	112,000,000.00	112,000,000.00	0.00	0.00	112,000,000.00	112,000,000.00	112,000,000.00
Money Market													
Cadence-Money Market Accts	AR-0058	Money Market	01/31/21	Open	<u>28,836,997.03</u>	<u>36,217,438.38</u>	<u>28,836,997.03</u>	<u>36,217,438.38</u>	<u>0.00</u>	<u>0.00</u>	<u>210,194,488.52</u>	<u>28,836,997.03</u>	<u>36,217,438.38</u>
Money Market Total					28,836,997.03	36,217,438.38	28,836,997.03	36,217,438.38	0.00	0.00	210,194,488.52	28,836,997.03	36,217,438.38
State Pool													
LO10-LOGIC-COUNTY'S CARE ACT	AR-0047	State Pool	05/12/20	Open	1,487,707.02	2,022.92	1,487,707.02	2,022.92	0.00	0.00	67,000,000.00	1,487,707.02	2,022.92
LO13-Logic-2023 MOBILITY PROJ	AR-0079	State Pool	08/09/23	Open	13,793,227.62	6,836,463.40	13,793,227.62	6,836,463.40	0.00	0.00	20,000,000.00	13,793,227.62	6,836,463.40
LO14-LOCIG-2023 CERT OF OB	AR-0080	State Pool	08/09/23	Open	11,942.38	1.81	11,942.38	1.81	0.00	0.00	8,000,000.00	11,942.38	1.81
LOG1-Logic- General	AR-0028	State Pool	11/10/08	Open	24,262,056.29	14,356,493.93	24,262,056.29	14,356,493.93	0.00	0.00	10,000,000.00	24,262,056.29	14,356,493.93
LOG2-Logic-Toll Rd.Operations	AR-0029	State Pool	11/10/08	Open	14,284,884.63	14,352,126.45	14,284,884.63	14,352,126.45	0.00	0.00	2,000,000.00	14,284,884.63	14,352,126.45
LOG5-Logic-Drainage	AR-0032	State Pool	11/10/08	Open	984,062.36	818,358.50	984,062.36	818,358.50	0.00	0.00	500,000.00	984,062.36	818,358.50
LOG8-Logic-Road & Bridge	AR-0035	State Pool	11/10/08	Open	3,380,175.67	1,790,737.51	3,380,175.67	1,790,737.51	0.00	0.00	1,000,000.00	3,380,175.67	1,790,737.51
MB02-MBIA General	AR-0015	State Pool	11/01/08	Open	42,394,936.30	25,566,848.17	42,394,936.30	25,566,848.17	0.00	0.00	17,374,917.83	42,394,936.30	25,566,848.17
MB03-MBIA Road & Bridge	AR-0016	State Pool	11/01/08	Open	2,710,208.10	2,220,887.38	2,710,208.10	2,220,887.38	0.00	0.00	2,856,438.24	2,710,208.10	2,220,887.38
MB04-MBIA Drainage	AR-0017	State Pool	11/01/08	Open	4,968,592.46	3,652,409.93	4,968,592.46	3,652,409.93	0.00	0.00	1,267,218.21	4,968,592.46	3,652,409.93
MB06-MBIA Toll Rd. Operations	AR-0019	State Pool	11/01/08	Open	102,391,587.44	102,726,637.07	102,391,587.44	102,726,637.07	0.00	0.00	3,143,377.27	102,391,587.44	102,726,637.07
MB12-MBIA ESD 100 AGREEMENT	AR-0041	State Pool	08/31/16	Open	13,103,777.49	13,617,178.75	13,103,777.49	13,617,178.75	0.00	0.00	3,900,000.00	13,103,777.49	13,617,178.75
MB13-MBIA ASSISTANCE DIST #1	AR-0042	State Pool	08/31/16	Open	16,951,922.27	17,032,076.72	16,951,922.27	17,032,076.72	0.00	0.00	10,000,000.00	16,951,922.27	17,032,076.72
MB14-MBIA GR PARKWAY OPERATIONS	AR-0043	State Pool	08/31/16	Open	73,785,644.50	73,864,773.34	73,785,644.50	73,864,773.34	0.00	0.00	8,500,000.00	73,785,644.50	73,864,773.34
MB18-MBIA COUNTY'S CARES ACT	AR-0048	State Pool	05/12/20	Open	48,168,718.27	47,049,924.07	48,168,718.27	47,049,924.07	0.00	0.00	67,000,000.00	48,168,718.27	47,049,924.07
MB19-MBIA FBC ASSIST. DIST. #2	AR-0049	State Pool	05/13/20	Open	11,545,651.15	11,600,242.89	11,545,651.15	11,600,242.89	0.00	0.00	2,500,000.00	11,545,651.15	11,600,242.89
MB20-MBIA FBC ASSIST. DIST. #4	AR-0050	State Pool	05/13/20	Open	3,084,669.03	3,084,190.32	3,084,669.03	3,084,190.32	0.00	0.00	1,250,000.00	3,084,669.03	3,084,190.32
MB21-MBIA FBC ASSIST. DIST. #6	AR-0051	State Pool	05/13/20	Open	4,306,868.51	3,825,554.36	4,306,868.51	3,825,554.36	0.00	0.00	2,000,000.00	4,306,868.51	3,825,554.36
MB23-MBIA JUVENILE	AR-0053	State Pool	05/13/20	Open	4,906,291.59	1,919,648.11	4,906,291.59	1,919,648.11	0.00	0.00	8,000,000.00	4,906,291.59	1,919,648.11
MB24-MBIA DEBT SERVICE	AR-0054	State Pool	05/13/20	Open	11,239,563.74	11,494,219.00	11,239,563.74	11,494,219.00	0.00	0.00	21,000,000.00	11,239,563.74	11,494,219.00
MB25-MBIA DRAINAGE DEBT SERVICE	AR-0055	State Pool	05/13/20	Open	4,250,184.10	4,270,280.40	4,250,184.10	4,270,280.40	0.00	0.00	1,000,000.00	4,250,184.10	4,270,280.40
MB26-FACILITIES BOND 2018	AR-0056	State Pool	05/13/20	Open	1,943,774.14	1,952,964.98	1,943,774.14	1,952,964.98	0.00	0.00	14,000,000.00	1,943,774.14	1,952,964.98
MB27-MBIA TX HERITAGE PARKWAY	AR-0057	State Pool	05/13/20	Open	521,296.56	523,761.44	521,296.56	523,761.44	0.00	0.00	17,000,000.00	521,296.56	523,761.44
MB28-MBIA GRAND PARKWAY 2021	AR-0059	State Pool	08/02/21	Open	2,951,535.90	2,525,021.34	2,951,535.90	2,525,021.34	0.00	0.00	25,000,000.00	2,951,535.90	2,525,021.34
MB29-MBIA SR LIEN TOLL RD 2021	AR-0060	State Pool	08/02/21	Open	26,549,809.06	25,434,019.81	26,549,809.06	25,434,019.81	0.00	0.00	68,000,000.00	26,549,809.06	25,434,019.81
MB30-MBIA FLOOD PRO DRAINAGE 20	AR-0061	State Pool	08/02/21	Open	14,376,057.55	13,079,999.97	14,376,057.55	13,079,999.97	0.00	0.00	10,000,000.00	14,376,057.55	13,079,999.97
MB31-MBIA FBC ASSIST DIST #9	AR-0062	State Pool	03/11/22	Open	4,182,503.98	4,202,280.27	4,182,503.98	4,202,280.27	0.00	0.00	2,000,000.00	4,182,503.98	4,202,280.27
MB32-MBIA FBC ASSIST DIST #11	AR-0063	State Pool	03/11/22	Open	8,886,197.33	8,928,214.29	8,886,197.33	8,928,214.29	0.00	0.00	3,000,000.00	8,886,197.33	8,928,214.29
MB36-MBIA FEE OFFICER	AR-0065	State Pool	03/14/22	Open	2,308,950.28	2,310,879.28	2,308,950.28	2,310,879.28	0.00	0.00	3,000,000.00	2,308,950.28	2,310,879.28
MB37-MBIA FBC ASSIST DIST #7	AR-0066	State Pool	03/14/22	Open	2,875,905.42	2,889,503.67	2,875,905.42	2,889,503.67	0.00	0.00	1,000,000.00	2,875,905.42	2,889,503.67
MB38-MBIA 2020A FBC TAX NOTE	AR-0067	State Pool	03/14/22	Open	1,197,360.78	1,203,022.32	1,197,360.78	1,203,022.32	0.00	0.00	2,000,000.00	1,197,360.78	1,203,022.32
MB39-MBIA 2022 TAX NOTE	AR-0072	State Pool	12/16/22	Open	25,598,682.02	25,577,276.46	25,598,682.02	25,577,276.46	0.00	0.00	0.00	25,598,682.02	25,577,276.46
MB40-MBIA FBC ASSIST DIST #22	AR-0073	State Pool	12/16/22	Open	1,395,443.14	1,402,041.28	1,395,443.14	1,402,041.28	0.00	0.00	1,000,000.00	1,395,443.14	1,402,041.28
MB41-MBIA FUND440 CSCD	AR-0074	State Pool	12/16/22	Open	4,278,683.20	4,298,914.26	4,278,683.20	4,298,914.26	0.00	0.00	4,000,000.00	4,278,683.20	4,298,914.26
MB42-MBIA FBC ASSIST DIST #10	AR-0075	State Pool	12/16/22	Open	1,337,361.24	1,343,684.75	1,337,361.24	1,343,684.75	0.00	0.00	500,000.00	1,337,361.24	1,343,684.75
MB43-MBIA LATERAL ROAD	AR-0076	State Pool	12/16/22	Open	1,399,326.50	1,405,942.99	1,399,326.50	1,405,942.99	0.00	0.00	1,000,000.00	1,399,326.50	1,405,942.99
MB44-MBIA COUNTY LAW LIBRARY	AR-0077	State Pool	12/16/22	Open	1,141,769.81	1,147,168.47	1,141,769.81	1,147,168.47	0.00	0.00	1,000,000.00	1,141,769.81	1,147,168.47
MB45-MBIA ASSIST. DISTRICT #5	AR-0081	State Pool	08/17/23	Open	754,543.38	758,111.12	754,543.38	758,111.12	0.00	0.00	600,000.00	754,543.38	758,111.12
MB46-MBIA ALIANA MGMT DIST AGRE	AR-0082	State Pool	08/17/23	Open	503,406.78	435,488.08	503,406.78	435,488.08	0.00	0.00	500,000.00	503,406.78	435,488.08
MB47-MBIA ASSET FORF TASK STATE	AR-0083	State Pool	08/17/23	Open	2,939,162.80	412,309.04	2,939,162.80	412,309.04	0.00	0.00	3,000,000.00	2,939,162.80	412,309.04
MB48-MBIA DA ASSET FORF.STATE	AR-0084	State Pool	08/17/23	Open	855,791.58	859,838.05	855,791.58	859,838.05	0.00	0.00	850,000.00	855,791.58	859,838.05

Portfolio Position

Ft. Bend County

Effective Interest - Actual Life

Receipts in Period

10/01/23 - 10/31/23

CUSIP	Invest Number	Security Description	Purchase Date	Call Date	Par Value On 10/01/23	Par Value On 10/31/23	Market Val On 10/01/23	Market Val On 10/31/23	Purchase Cost	Sales Proceeds	Original Princ/Cost	Amor Value On 10/01/23	Amor Value On 10/31/23
MB49-FBC ASSIST. DIST #16	AR-0085	State Pool	08/17/23	Open	693,828.67	526,927.56	693,828.67	526,927.56	0.00	0.00	700,000.00	693,828.67	526,927.56
TT00-TX TERM General	AR-0022	State Pool	11/01/08	Open	1,130.05	1,135.19	1,130.05	1,135.19	0.00	0.00	10,006,437.87	1,130.05	1,135.19
TT02-TX TERM Toll Rd. Operation	AR-0024	State Pool	11/01/08	Open	1,128.73	1,133.86	1,128.73	1,133.86	0.00	0.00	0.00	1,128.73	1,133.86
TT04-TX TERM Road & Bridge	AR-0026	State Pool	11/01/08	Open	1,126.68	1,131.80	1,126.68	1,131.80	0.00	0.00	10,463.28	1,126.68	1,131.80
TT05-TX TERM Drainage	AR-0027	State Pool	11/01/08	Open	373.78	375.48	373.78	375.48	0.00	0.00	109,774.61	373.78	375.48
State Pool Total					<u>508,707,820.28</u>	<u>461,302,220.79</u>	<u>508,707,820.28</u>	<u>461,302,220.79</u>	<u>0.00</u>	<u>0.00</u>	<u>426,568,627.31</u>	<u>508,707,820.28</u>	<u>461,302,220.79</u>
Combined Port Total					<u>649,544,817.31</u>	<u>609,519,659.17</u>	<u>649,544,817.31</u>	<u>609,519,659.17</u>	<u>0.00</u>	<u>0.00</u>	<u>748,763,115.83</u>	<u>649,544,817.31</u>	<u>609,519,659.17</u>

Earnings and Yields Summary

Ft. Bend County

Effective Interest - Actual Life

Receipts in Period

10/01/23 - 10/31/23

Run Date: 02/19/24

Run Time: 09:39:48

Page 1 of 1

Security Description	10/01/23 10/07/23	10/08/23 10/14/23	10/15/23 10/21/23	10/22/23 10/28/23	10/29/23 10/31/23	10/01/23 10/31/23
Combined Port						
Cash	115,989.04	115,989.04	115,989.04	115,989.04	49,709.59	513,665.75
Money Market	2,216.51	2,216.50	2,216.50	2,216.50	-531.14	8,334.87
State Pool	536,202.62	523,293.05	512,471.85	499,489.95	210,592.44	2,282,049.91
Port Total	<u>654,408.17</u>	<u>641,498.59</u>	<u>630,677.39</u>	<u>617,695.49</u>	<u>259,770.89</u>	<u>2,804,050.53</u>
Combined Port						
Cash	5.4000	5.4000	5.4000	5.4000	5.4000	5.4000
Money Market	0.4008	0.4008	0.4008	0.4008	-0.1184	0.3133
State Pool	5.5564	5.5575	5.5591	5.5597	5.5715	5.5594
Port Total	<u>5.2984</u>	<u>5.2942</u>	<u>5.2911</u>	<u>5.2862</u>	<u>5.0451</u>	<u>5.2686</u>

Maturity Aging
Ft. Bend County
 Effective Interest - Actual Life
 Receipts in Period
 10/31/23

CUSIP	Invest Number	Security Description	Purchase Date	Days to Maturity	Yield Matur
Cash / Money Market					
Cadence-Money Market Accts	AR-0058	Money Market	01/31/21	0	0.2500
LO10-LOGIC-COUNTY'S CARE ACT	AR-0047	State Pool	05/12/20	0	5.5432
LO13-Logic-2023 MOBILITY PROJ	AR-0079	State Pool	08/09/23	0	5.5432
LO14-LOCIG-2023 CERT OF OB	AR-0080	State Pool	08/09/23	0	5.5432
LOG1-Logic- General	AR-0028	State Pool	11/10/08	0	5.5432
LOG2-Logic-Toll Rd.Operations	AR-0029	State Pool	11/10/08	0	5.5432
LOG5-Logic-Drainage	AR-0032	State Pool	11/10/08	0	5.5432
LOG8-Logic-Road & Bridge	AR-0035	State Pool	11/10/08	0	5.5432
MB02-MBIA General	AR-0015	State Pool	11/01/08	0	5.5550
MB03-MBIA Road & Bridge	AR-0016	State Pool	11/01/08	0	5.5550
MB04-MBIA Drainage	AR-0017	State Pool	11/01/08	0	5.5550
MB06-MBIA Toll Rd. Operations	AR-0019	State Pool	11/01/08	0	5.5550
MB12-MBIA ESD 100 AGREEMENT	AR-0041	State Pool	08/31/16	0	5.5550
MB13-MBIA ASSISTANCE DIST #1	AR-0042	State Pool	08/31/16	0	5.5550
MB14-MBIA GR PARKWAY OPERATIONS	AR-0043	State Pool	08/31/16	0	5.5550
MB18-MBIA COUNTY'S CARES ACT	AR-0048	State Pool	05/12/20	0	5.5550
MB19-MBIA FBC ASSIST. DIST. #2	AR-0049	State Pool	05/13/20	0	5.5550
MB20- MBIA FBC ASSIST. DIST. #4	AR-0050	State Pool	05/13/20	0	5.5550
MB21-MBIA FBC ASSIST. DIST. #6	AR-0051	State Pool	05/13/20	0	5.5550
MB23-MBIA JUVENILE	AR-0053	State Pool	05/13/20	0	5.5550
MB24-MBIA DEBT SERVICE	AR-0054	State Pool	05/13/20	0	5.5550
MB25-MBIA DRAINAGE DEBT SERVICE	AR-0055	State Pool	05/13/20	0	5.5550
MB26-FACILITIES BOND 2018	AR-0056	State Pool	05/13/20	0	5.5550
MB27-MBIA TX HERITAGE PARKWAY	AR-0057	State Pool	05/13/20	0	5.5550
MB28-MBIA GRAND PARKWAY 2021	AR-0059	State Pool	08/02/21	0	5.5550
MB29-MBIA SR LIEN TOLL RD 2021	AR-0060	State Pool	08/02/21	0	5.5550
MB30-MBIA FLOOD PRO DRAINAGE 20	AR-0061	State Pool	08/02/21	0	5.5550
MB31-MBIA FBC ASSIST DIST #9	AR-0062	State Pool	03/11/22	0	5.5550
MB32-MBIA FBC ASSIST DIST #11	AR-0063	State Pool	03/11/22	0	5.5550
MB36-MBIA FEE OFFICER	AR-0065	State Pool	03/14/22	0	5.5550
MB37-MBIA FBC ASSIST DIST #7	AR-0066	State Pool	03/14/22	0	5.5550
MB38-MBIA 2020A FBC TAX NOTE	AR-0067	State Pool	03/14/22	0	5.5550
MB39-MBIA 2022 TAX NOTE	AR-0072	State Pool	12/16/22	0	5.5550
MB40-MBIA FBC ASSIST DIST #22	AR-0073	State Pool	12/16/22	0	5.5550
MB41-MBIA FUND440 CSCD	AR-0074	State Pool	12/16/22	0	5.5550
MB42-MBIA FBC ASSIST DIST #10	AR-0075	State Pool	12/16/22	0	5.5550
MB43-MBIA LATERAL ROAD	AR-0076	State Pool	12/16/22	0	5.5550
MB44-MBIA COUNTY LAW LIBRARY	AR-0077	State Pool	12/16/22	0	5.5550
MB45-MBIA ASSIST. DISTRICT #5	AR-0081	State Pool	08/17/23	0	5.5550
MB46-MBIA ALIANA MGMT DIST AGRE	AR-0082	State Pool	08/17/23	0	5.5550
MB47-MBIA ASSET FORF TASK STATE	AR-0083	State Pool	08/17/23	0	5.5550
MB48-MBIA DA ASSET FORF.STATE	AR-0084	State Pool	08/17/23	0	5.5550

Maturity Aging
Ft. Bend County
 Effective Interest - Actual Life
 Receipts in Period
 10/31/23

CUSIP	Invest Number	Security Description	Purchase Date	Days to Maturity	Yield Matur
MB49-FBC ASSIST. DIST #16	AR-0085	State Pool	08/17/23	0	5.5550
TT00-TX TERM General	AR-0022	State Pool	11/01/08	0	5.3500
TT02-TX TERM Toll Rd. Operation	AR-0024	State Pool	11/01/08	0	5.3500
TT04-TX TERM Road & Bridge	AR-0026	State Pool	11/01/08	0	5.3500
TT05-TX TERM Drainage	AR-0027	State Pool	11/01/08	<u>0</u>	<u>5.3500</u>
Cash / Money Market Total				<u>0</u>	<u>4.5626</u>
91 - 180 Days					
MB45-U S Bank	AR-0078	Balance Account	06/20/23	<u>92</u>	<u>5.4000</u>
91 - 180 Days Total				<u>92</u>	<u>5.4000</u>
Investment Total				<u>15</u>	<u>4.7007</u>

Activity Statement

Ft. Bend County

Effective Interest - Actual Life
Receipts in Period
10/01/23 - 10/31/23

Purchase Date	Sale Date	CUSIP	Invest Number	Security Description	Amor Value On 10/01/23	Changes In Principal	Purchase Cost	Sales Proceeds	Purchased Interest	Int/Div Rec In the Perd	Amor Value On 10/31/23
Cash											
06/20/23	Open	MB45-U S Bank	AR-0078	Balance Account	112,000,000.00	0.00	0.00	0.00	0.00	0.00	112,000,000.00
Cash Total					112,000,000.00	0.00	0.00	0.00	0.00	0.00	112,000,000.00
Money Market											
01/31/21	Open	Cadence-Money Market Accts	AR-0058	Money Market	28,836,997.03	7,380,441.35	0.00	0.00	0.00	8,334.87	36,217,438.38
Money Market Total					28,836,997.03	7,380,441.35	0.00	0.00	0.00	8,334.87	36,217,438.38
State Pool											
11/01/08	Open	MB02-MBIA General	AR-0015	State Pool	42,394,936.30	-16,828,088.13	0.00	0.00	0.00	162,961.59	25,566,848.17
11/01/08	Open	MB03-MBIA Road & Bridge	AR-0016	State Pool	2,710,208.10	-489,320.72	0.00	0.00	0.00	10,679.28	2,220,887.38
11/01/08	Open	MB04-MBIA Drainage	AR-0017	State Pool	4,968,592.46	-1,316,182.53	0.00	0.00	0.00	18,817.47	3,652,409.93
11/01/08	Open	MB06-MBIA Toll Rd. Operations	AR-0019	State Pool	102,391,587.44	335,049.63	0.00	0.00	0.00	485,049.63	102,726,637.07
11/01/08	Open	TT00-TX TERM General	AR-0022	State Pool	1,130.05	5.14	0.00	0.00	0.00	5.14	1,135.19
11/01/08	Open	TT02-TX TERM Toll Rd. Operation	AR-0024	State Pool	1,128.73	5.13	0.00	0.00	0.00	5.13	1,133.86
11/01/08	Open	TT04-TX TERM Road & Bridge	AR-0026	State Pool	1,126.68	5.12	0.00	0.00	0.00	5.12	1,131.80
11/01/08	Open	TT05-TX TERM Drainage	AR-0027	State Pool	373.78	1.70	0.00	0.00	0.00	1.70	375.48
11/10/08	Open	LOG1-Logic- General	AR-0028	State Pool	24,262,056.29	-9,905,562.36	0.00	0.00	0.00	94,437.64	14,356,493.93
11/10/08	Open	LOG2-Logic-Toll Rd.Operations	AR-0029	State Pool	14,284,884.63	67,241.82	0.00	0.00	0.00	67,241.82	14,352,126.45
11/10/08	Open	LOG5-Logic-Drainage	AR-0032	State Pool	984,062.36	-165,703.86	0.00	0.00	0.00	4,296.14	818,358.50
11/10/08	Open	LOG8-Logic-Road & Bridge	AR-0035	State Pool	3,380,175.67	-1,589,438.16	0.00	0.00	0.00	10,561.84	1,790,737.51
08/31/16	Open	MB12-MBIA ESD 100 AGREEMENT	AR-0041	State Pool	13,103,777.49	513,401.26	0.00	0.00	0.00	63,401.26	13,617,178.75
08/31/16	Open	MB13-MBIA ASSISTANCE DIST #1	AR-0042	State Pool	16,951,922.27	80,154.45	0.00	0.00	0.00	80,154.45	17,032,076.72
08/31/16	Open	MB14-MBIA GR PARKWAY OPERATIONS	AR-0043	State Pool	73,785,644.50	79,128.84	0.00	0.00	0.00	349,128.84	73,864,773.34
05/12/20	Open	LO10-LOGIC-COUNTY'S CARE ACT	AR-0047	State Pool	1,487,707.02	-1,485,684.10	0.00	0.00	0.00	2,022.92	2,022.92
05/12/20	Open	MB18-MBIA COUNTY'S CARES ACT	AR-0048	State Pool	48,168,718.27	-1,118,794.20	0.00	0.00	0.00	224,205.80	47,049,924.07
05/13/20	Open	MB19-MBIA FBC ASSIST. DIST. #2	AR-0049	State Pool	11,545,651.15	54,591.74	0.00	0.00	0.00	54,591.74	11,600,242.89
05/13/20	Open	MB20- MBIA FBC ASSIST. DIST. #4	AR-0050	State Pool	3,084,669.03	-478.71	0.00	0.00	0.00	14,521.29	3,084,190.32
05/13/20	Open	MB21-MBIA FBC ASSIST. DIST. #6	AR-0051	State Pool	4,306,868.51	-481,314.15	0.00	0.00	0.00	18,685.85	3,825,554.36
05/13/20	Open	MB23-MBIA JUVENILE	AR-0053	State Pool	4,906,291.59	-2,986,643.48	0.00	0.00	0.00	13,356.52	1,919,648.11
05/13/20	Open	MB24-MBIA DEBT SERVICE	AR-0054	State Pool	11,239,563.74	254,655.26	0.00	0.00	0.00	54,655.26	11,494,219.00
05/13/20	Open	MB25-MBIA DRAINAGE DEBT SERVICE	AR-0055	State Pool	4,250,184.10	20,096.30	0.00	0.00	0.00	20,096.30	4,270,280.40
05/13/20	Open	MB26-FACILITIES BOND 2018	AR-0056	State Pool	1,943,774.14	9,190.84	0.00	0.00	0.00	9,190.84	1,952,964.98
05/13/20	Open	MB27-MBIA TX HERITAGE PARKWAY	AR-0057	State Pool	521,296.56	2,464.88	0.00	0.00	0.00	2,464.88	523,761.44
08/02/21	Open	MB28-MBIA GRAND PARKWAY 2021	AR-0059	State Pool	2,951,535.90	-426,514.56	0.00	0.00	0.00	13,485.44	2,525,021.34
08/02/21	Open	MB29-MBIA SR LIEN TOLL RD 2021	AR-0060	State Pool	26,549,809.06	-1,115,789.25	0.00	0.00	0.00	124,210.75	25,434,019.81
08/02/21	Open	MB30-MBIA FLOOD PRO DRAINAGE 20	AR-0061	State Pool	14,376,057.55	-1,296,057.58	0.00	0.00	0.00	63,942.42	13,079,999.97
03/11/22	Open	MB31-MBIA FBC ASSIST DIST #9	AR-0062	State Pool	4,182,503.98	19,776.29	0.00	0.00	0.00	19,776.29	4,202,280.27
03/11/22	Open	MB32-MBIA FBC ASSIST DIST #11	AR-0063	State Pool	8,886,197.33	42,016.96	0.00	0.00	0.00	42,016.96	8,928,214.29
03/14/22	Open	MB36-MBIA FEE OFFICER	AR-0065	State Pool	2,308,950.28	1,929.00	0.00	0.00	0.00	10,879.28	2,310,879.28
03/14/22	Open	MB37-MBIA FBC ASSIST DIST #7	AR-0066	State Pool	2,875,905.42	13,598.25	0.00	0.00	0.00	13,598.25	2,889,503.67
03/14/22	Open	MB38-MBIA 2020A FBC TAX NOTE	AR-0067	State Pool	1,197,360.78	5,661.54	0.00	0.00	0.00	5,661.54	1,203,022.32
12/16/22	Open	MB39-MBIA 2022 TAX NOTE	AR-0072	State Pool	25,598,682.02	-21,405.56	0.00	0.00	0.00	120,594.44	25,577,276.46
12/16/22	Open	MB40-MBIA FBC ASSIST DIST #22	AR-0073	State Pool	1,395,443.14	6,598.14	0.00	0.00	0.00	6,598.14	1,402,041.28
12/16/22	Open	MB41-MBIA FUND440 CSCD	AR-0074	State Pool	4,278,683.20	20,231.06	0.00	0.00	0.00	20,231.06	4,298,914.26

Activity Statement
Ft. Bend County
 Effective Interest - Actual Life
 Receipts in Period
 10/01/23 - 10/31/23

Purchase Date	Sale Date	CUSIP	Invest Number	Security Description	Amor Value On 10/01/23	Changes In Principal	Purchase Cost	Sales Proceeds	Purchased Interest	Int/Div Rec In the Perd	Amor Value On 10/31/23
12/16/22	Open	MB42-MBIA FBC ASSIST DIST #10	AR-0075	State Pool	1,337,361.24	6,323.51	0.00	0.00	0.00	6,323.51	1,343,684.75
12/16/22	Open	MB43-MBIA LATERAL ROAD	AR-0076	State Pool	1,399,326.50	6,616.49	0.00	0.00	0.00	6,616.49	1,405,942.99
12/16/22	Open	MB44-MBIA COUNTY LAW LIBRARY	AR-0077	State Pool	1,141,769.81	5,398.66	0.00	0.00	0.00	5,398.66	1,147,168.47
08/09/23	Open	LO13-Logic-2023 MOBILITY PROJ	AR-0079	State Pool	13,793,227.62	-6,956,764.22	0.00	0.00	0.00	43,235.78	6,836,463.40
08/09/23	Open	LO14-LOCIG-2023 CERT OF OB	AR-0080	State Pool	11,942.38	-11,940.57	0.00	0.00	0.00	1.81	1.81
08/17/23	Open	MB45-MBIA ASSIST. DISTRICT #5	AR-0081	State Pool	754,543.38	3,567.74	0.00	0.00	0.00	3,567.74	758,111.12
08/17/23	Open	MB46-MBIA ALIANA MGMT DIST AGRE	AR-0082	State Pool	503,406.78	-67,918.70	0.00	0.00	0.00	2,081.30	435,488.08
08/17/23	Open	MB47-MBIA ASSET FORF TASK STATE	AR-0083	State Pool	2,939,162.80	-2,526,853.76	0.00	0.00	0.00	6,146.24	412,309.04
08/17/23	Open	MB48-MBIA DA ASSET FORF.STATE	AR-0084	State Pool	855,791.58	4,046.47	0.00	0.00	0.00	4,046.47	859,838.05
08/17/23	Open	MB49-FBC ASSIST. DIST #16	AR-0085	State Pool	693,828.67	-166,901.11	0.00	0.00	0.00	3,098.89	526,927.56
State Pool Total					<u>508,707,820.28</u>	<u>-47,405,599.49</u>	<u>0.00</u>	<u>0.00</u>	<u>0.00</u>	<u>2,282,049.91</u>	<u>461,302,220.79</u>
Investment Total					<u>649,544,817.31</u>	<u>-40,025,158.14</u>	<u>0.00</u>	<u>0.00</u>	<u>0.00</u>	<u>2,290,384.78</u>	<u>609,519,659.17</u>

Interest Accrual
Ft. Bend County
 Effective Interest - Actual Life
 Receipts in Period
 10/01/23 - 10/31/23

CUSIP	Invest Number	Security Description	Purchase Date	Sale Date	Yield Earned	Ending Par Val/Shares	Ending Amor Val/Cost	Purchased Interest	Int/Div Rec In the Perd	Int/Div Accrued In the Perd	PTD Purch Received	Int/Div Rec Purch/Date	Int/Div Accrued Purch/Date
Cash													
MB45-U S Bank	AR-0078	Balance Account	06/20/23	Open	5.4000	112,000,000.00	112,000,000.00	0.00	0.00	513,665.75	0.00	0.00	2,220,361.64
Cash Total					5.4000	112,000,000.00	112,000,000.00	0.00	0.00	513,665.75	0.00	0.00	2,220,361.64
Money Market													
Cadence-Money Market Accts	AR-0058	Money Market	01/31/21	Open	0.3133	36,217,438.38	36,217,438.38	0.00	8,334.87	0.00	0.00	1,929,544.09	0.00
Money Market Total					0.3133	36,217,438.38	36,217,438.38	0.00	8,334.87	0.00	0.00	1,929,544.09	0.00
State Pool													
MB02-MBIA General	AR-0015	State Pool	11/01/08	Open	5.5297	25,566,848.17	25,566,848.17	0.00	162,961.59	0.00	0.00	5,707,135.54	0.00
MB03-MBIA Road & Bridge	AR-0016	State Pool	11/01/08	Open	5.5663	2,220,887.38	2,220,887.38	0.00	10,679.28	0.00	0.00	416,626.53	0.00
MB04-MBIA Drainage	AR-0017	State Pool	11/01/08	Open	5.5659	3,652,409.93	3,652,409.93	0.00	18,817.47	0.00	0.00	687,668.41	2,620.73
MB06-MBIA Toll Rd. Operations	AR-0019	State Pool	11/01/08	Open	5.5664	102,726,637.07	102,726,637.07	0.00	485,049.63	0.00	0.00	5,718,803.51	38,363.64
TT00-TX TERM General	AR-0022	State Pool	11/01/08	Open	5.3555	1,135.19	1,135.19	0.00	5.14	0.00	0.00	21,519.96	0.00
TT02-TX TERM Toll Rd. Operation	AR-0024	State Pool	11/01/08	Open	5.3513	1,133.86	1,133.86	0.00	5.13	0.00	0.00	18,063.76	0.00
TT04-TX TERM Road & Bridge	AR-0026	State Pool	11/01/08	Open	5.3506	1,131.80	1,131.80	0.00	5.12	0.00	0.00	8,339.08	0.00
TT05-TX TERM Drainage	AR-0027	State Pool	11/01/08	Open	5.3551	375.48	375.48	0.00	1.70	0.00	0.00	5,054.76	0.00
LOG1-Logic- General	AR-0028	State Pool	11/10/08	Open	5.5398	14,356,493.93	14,356,493.93	0.00	94,437.64	0.00	0.00	3,926,926.63	0.00
LOG2-Logic-Toll Rd.Operations	AR-0029	State Pool	11/10/08	Open	5.5415	14,352,126.45	14,352,126.45	0.00	67,241.82	0.00	0.00	1,013,457.53	0.00
LOG5-Logic-Drainage	AR-0032	State Pool	11/10/08	Open	5.5409	818,358.50	818,358.50	0.00	4,296.14	0.00	0.00	380,602.27	0.00
LOG8-Logic-Road & Bridge	AR-0035	State Pool	11/10/08	Open	5.5392	1,790,737.51	1,790,737.51	0.00	10,561.84	0.00	0.00	346,225.03	0.00
MB12-MBIA ESD 100 AGREEMENT	AR-0041	State Pool	08/31/16	Open	5.5665	13,617,178.75	13,617,178.75	0.00	63,401.26	0.00	0.00	765,619.99	0.00
MB13-MBIA ASSISTANCE DIST #1	AR-0042	State Pool	08/31/16	Open	5.5664	17,032,076.72	17,032,076.72	0.00	80,154.45	0.00	0.00	945,599.41	0.00
MB14-MBIA GR PARKWAY OPERATIONS	AR-0043	State Pool	08/31/16	Open	5.5664	73,864,773.34	73,864,773.34	0.00	349,128.84	0.00	0.00	4,054,767.86	0.00
LO10-LOGIC-COUNTY'S CARE ACT	AR-0047	State Pool	05/12/20	Open	5.5303	2,022.92	2,022.92	0.00	2,022.92	0.00	0.00	380,729.94	0.00
MB18-MBIA COUNTY'S CARES ACT	AR-0048	State Pool	05/12/20	Open	5.5663	47,049,924.07	47,049,924.07	0.00	224,205.80	0.00	0.00	3,169,843.53	0.00
MB19-MBIA FBC ASSIST. DIST. #2	AR-0049	State Pool	05/13/20	Open	5.5664	11,600,242.89	11,600,242.89	0.00	54,591.74	0.00	0.00	600,242.89	0.00
MB20- MBIA FBC ASSIST. DIST. #4	AR-0050	State Pool	05/13/20	Open	5.5664	3,084,190.32	3,084,190.32	0.00	14,521.29	0.00	0.00	149,190.32	0.00
MB21-MBIA FBC ASSIST. DIST. #6	AR-0051	State Pool	05/13/20	Open	5.5662	3,825,554.36	3,825,554.36	0.00	18,685.85	0.00	0.00	225,554.36	0.00
MB23-MBIA JUVENILE	AR-0053	State Pool	05/13/20	Open	5.5331	1,919,648.11	1,919,648.11	0.00	13,356.52	0.00	0.00	570,881.74	0.00
MB24-MBIA DEBT SERVICE	AR-0054	State Pool	05/13/20	Open	5.5665	11,494,219.00	11,494,219.00	0.00	54,655.26	0.00	0.00	1,968,941.76	0.00
MB25-MBIA DRAINAGE DEBT SERVICE	AR-0055	State Pool	05/13/20	Open	5.5664	4,270,280.40	4,270,280.40	0.00	20,096.30	0.00	0.00	270,280.40	0.00
MB26-FACILITIES BOND 2018	AR-0056	State Pool	05/13/20	Open	5.5664	1,952,964.98	1,952,964.98	0.00	9,190.84	0.00	0.00	229,364.98	0.00
MB27-MBIA TX HERITAGE PARKWAY	AR-0057	State Pool	05/13/20	Open	5.5664	523,761.44	523,761.44	0.00	2,464.88	0.00	0.00	109,140.79	0.00
MB28-MBIA GRAND PARKWAY 2021	AR-0059	State Pool	08/02/21	Open	5.5661	2,525,021.34	2,525,021.34	0.00	13,485.44	0.00	0.00	695,021.34	0.00
MB29-MBIA SR LIEN TOLL RD 2021	AR-0060	State Pool	08/02/21	Open	5.5663	25,434,019.81	25,434,019.81	0.00	124,210.75	0.00	0.00	2,499,019.81	0.00
MB30-MBIA FLOOD PRO DRAINAGE 20	AR-0061	State Pool	08/02/21	Open	5.5662	13,079,999.97	13,079,999.97	0.00	63,942.42	0.00	0.00	950,999.97	0.00
MB31-MBIA FBC ASSIST DIST #9	AR-0062	State Pool	03/11/22	Open	5.5664	4,202,280.27	4,202,280.27	0.00	19,776.29	0.00	0.00	202,280.27	0.00
MB32-MBIA FBC ASSIST DIST #11	AR-0063	State Pool	03/11/22	Open	5.5664	8,928,214.29	8,928,214.29	0.00	42,016.96	0.00	0.00	428,214.29	0.00
MB36-MBIA FEE OFFICER	AR-0065	State Pool	03/14/22	Open	5.5664	2,310,879.28	2,310,879.28	0.00	10,879.28	0.00	0.00	99,942.28	0.00
MB37-MBIA FBC ASSIST DIST #7	AR-0066	State Pool	03/14/22	Open	5.5664	2,889,503.67	2,889,503.67	0.00	13,598.25	0.00	0.00	129,503.67	0.00
MB38-MBIA 2020A FBC TAX NOTE	AR-0067	State Pool	03/14/22	Open	5.5664	1,203,022.32	1,203,022.32	0.00	5,661.54	0.00	0.00	78,022.32	0.00
MB39-MBIA 2022 TAX NOTE	AR-0072	State Pool	12/16/22	Open	5.5664	25,577,276.46	25,577,276.46	0.00	120,594.44	0.00	0.00	1,275,276.46	0.00
MB40-MBIA FBC ASSIST DIST #22	AR-0073	State Pool	12/16/22	Open	5.5664	1,402,041.28	1,402,041.28	0.00	6,598.14	0.00	0.00	52,041.28	0.00
MB41-MBIA FUND440 CSCD	AR-0074	State Pool	12/16/22	Open	5.5664	4,298,914.26	4,298,914.26	0.00	20,231.06	0.00	0.00	208,914.26	0.00
MB42-MBIA FBC ASSIST DIST #10	AR-0075	State Pool	12/16/22	Open	5.5664	1,343,684.75	1,343,684.75	0.00	6,323.51	0.00	0.00	43,684.75	0.00
MB43-MBIA LATERAL ROAD	AR-0076	State Pool	12/16/22	Open	5.5664	1,405,942.99	1,405,942.99	0.00	6,616.49	0.00	0.00	55,942.99	0.00
MB44-MBIA COUNTY LAW LIBRARY	AR-0077	State Pool	12/16/22	Open	5.5664	1,147,168.47	1,147,168.47	0.00	5,398.66	0.00	0.00	47,168.47	0.00

Interest Accrual
Ft. Bend County
 Effective Interest - Actual Life
 Receipts in Period
 10/01/23 - 10/31/23

CUSIP	Invest Number	Security Description	Purchase Date	Sale Date	Yield Earned	Ending Par Val/Shares	Ending Amor Val/Cost	Purchased Interest	Int/Div Rec In the Perd	Int/Div Accrued In the Perd	PTD Purch Received	Int/Div Rec Purch/Date	Int/Div Accrued Purch/Date
LO13-Logic-2023 MOBILITY PROJ	AR-0079	State Pool	08/09/23	Open	5.5047	6,836,463.40	6,836,463.40	0.00	43,235.78	0.00	0.00	181,463.40	0.00
LO14-LOCIG-2023 CERT OF OB	AR-0080	State Pool	08/09/23	Open	2.7658	1.81	1.81	0.00	1.81	0.00	0.00	39,331.19	0.00
MB45-MBIA ASSIST. DISTRICT #5	AR-0081	State Pool	08/17/23	Open	5.5664	758,111.12	758,111.12	0.00	3,567.74	0.00	0.00	8,111.12	0.00
MB46-MBIA ALIANA MGMT DIST AGRE	AR-0082	State Pool	08/17/23	Open	5.5663	435,488.08	435,488.08	0.00	2,081.30	0.00	0.00	5,488.08	0.00
MB47-MBIA ASSET FORF TASK STATE	AR-0083	State Pool	08/17/23	Open	5.2372	412,309.04	412,309.04	0.00	6,146.24	0.00	0.00	26,309.04	0.00
MB48-MBIA DA ASSET FORF.STATE	AR-0084	State Pool	08/17/23	Open	5.5664	859,838.05	859,838.05	0.00	4,046.47	0.00	0.00	9,838.05	0.00
MB49-FBC ASSIST. DIST #16	AR-0085	State Pool	08/17/23	Open	5.5659	526,927.56	526,927.56	0.00	3,098.89	0.00	0.00	7,927.56	0.00
State Pool Total					5.5594	461,302,220.79	461,302,220.79	0.00	2,282,049.91	0.00	0.00	38,735,081.58	40,984.37
Investment Total					5.2686	609,519,659.17	609,519,659.17	0.00	2,290,384.78	513,665.75	0.00	40,664,625.67	2,261,346.01

Premium/Discount Amortization

Ft. Bend County Effective Interest - Actual Life Receipts in Period 10/01/23 - 10/31/23

CUSIP	Invest Number	Security Description	Purchase Date	Amortiz Date	Yield Earned	Beginning Par Val/Shares	Beginning Unamor Val/Cost	Premium Discount	Ending Par Val/Shares	Ending Amor Val/Cost	Unamor Prem/Dscnt	Amortization In the Perd	Amortization Purch/Date
Cash													
MB45-U S Bank	AR-0078	Balance Account	06/20/23	01/31/24	5.4000	112,000,000.00	112,000,000.00	0.00	112,000,000.00	112,000,000.00	0.00	0.00	0.00
Cash Total					5.4000	112,000,000.00	112,000,000.00	0.00	112,000,000.00	112,000,000.00	0.00	0.00	0.00
Money Market													
Cadence-Money Market Accts	AR-0058	Money Market	01/31/21	Open	0.3133	28,836,997.03	28,836,997.03	0.00	36,217,438.38	36,217,438.38	0.00	0.00	0.00
Money Market Total					0.3133	28,836,997.03	28,836,997.03	0.00	36,217,438.38	36,217,438.38	0.00	0.00	0.00
State Pool													
MB02-MBIA General	AR-0015	State Pool	11/01/08	Open	5.5297	42,394,936.30	42,394,936.30	0.00	25,566,848.17	25,566,848.17	0.00	0.00	0.00
MB03-MBIA Road & Bridge	AR-0016	State Pool	11/01/08	Open	5.5663	2,710,208.10	2,710,208.10	0.00	2,220,887.38	2,220,887.38	0.00	0.00	0.00
MB04-MBIA Drainage	AR-0017	State Pool	11/01/08	Open	5.5659	4,968,592.46	4,968,592.46	0.00	3,652,409.93	3,652,409.93	0.00	0.00	0.00
MB06-MBIA Toll Rd. Operations	AR-0019	State Pool	11/01/08	Open	5.5664	102,391,587.44	102,391,587.44	0.00	102,726,637.07	102,726,637.07	0.00	0.00	0.00
TT00-TX TERM General	AR-0022	State Pool	11/01/08	Open	5.3555	1,130.05	1,130.05	0.00	1,135.19	1,135.19	0.00	0.00	0.00
TT02-TX TERM Toll Rd. Operation	AR-0024	State Pool	11/01/08	Open	5.3513	1,128.73	1,128.73	0.00	1,133.86	1,133.86	0.00	0.00	0.00
TT04-TX TERM Road & Bridge	AR-0026	State Pool	11/01/08	Open	5.3506	1,126.68	1,126.68	0.00	1,131.80	1,131.80	0.00	0.00	0.00
TT05-TX TERM Drainage	AR-0027	State Pool	11/01/08	Open	5.3551	373.78	373.78	0.00	375.48	375.48	0.00	0.00	0.00
LOG1-Logic- General	AR-0028	State Pool	11/10/08	Open	5.5398	24,262,056.29	24,262,056.29	0.00	14,356,493.93	14,356,493.93	0.00	0.00	0.00
LOG2-Logic-Toll Rd.Operations	AR-0029	State Pool	11/10/08	Open	5.5415	14,284,884.63	14,284,884.63	0.00	14,352,126.45	14,352,126.45	0.00	0.00	0.00
LOG5-Logic-Drainage	AR-0032	State Pool	11/10/08	Open	5.5409	984,062.36	984,062.36	0.00	818,358.50	818,358.50	0.00	0.00	0.00
LOG8-Logic-Road & Bridge	AR-0035	State Pool	11/10/08	Open	5.5392	3,380,175.67	3,380,175.67	0.00	1,790,737.51	1,790,737.51	0.00	0.00	0.00
MB12-MBIA ESD 100 AGREEMENT	AR-0041	State Pool	08/31/16	Open	5.5665	13,103,777.49	13,103,777.49	0.00	13,617,178.75	13,617,178.75	0.00	0.00	0.00
MB13-MBIA ASSISTANCE DIST #1	AR-0042	State Pool	08/31/16	Open	5.5664	16,951,922.27	16,951,922.27	0.00	17,032,076.72	17,032,076.72	0.00	0.00	0.00
MB14-MBIA GR PARKWAY OPERATIONS	AR-0043	State Pool	08/31/16	Open	5.5664	73,785,644.50	73,785,644.50	0.00	73,864,773.34	73,864,773.34	0.00	0.00	0.00
LO10-LOGIC-COUNTY'S CARE ACT	AR-0047	State Pool	05/12/20	Open	5.5303	1,487,707.02	1,487,707.02	0.00	2,022.92	2,022.92	0.00	0.00	0.00
MB18-MBIA COUNTY'S CARES ACT	AR-0048	State Pool	05/12/20	Open	5.5663	48,168,718.27	48,168,718.27	0.00	47,049,924.07	47,049,924.07	0.00	0.00	0.00
MB19-MBIA FBC ASSIST. DIST. #2	AR-0049	State Pool	05/13/20	Open	5.5664	11,545,651.15	11,545,651.15	0.00	11,600,242.89	11,600,242.89	0.00	0.00	0.00
MB20- MBIA FBC ASSIST. DIST. #4	AR-0050	State Pool	05/13/20	Open	5.5664	3,084,669.03	3,084,669.03	0.00	3,084,190.32	3,084,190.32	0.00	0.00	0.00
MB21-MBIA FBC ASSIST. DIST. #6	AR-0051	State Pool	05/13/20	Open	5.5662	4,306,868.51	4,306,868.51	0.00	3,825,554.36	3,825,554.36	0.00	0.00	0.00
MB23-MBIA JUVENILE	AR-0053	State Pool	05/13/20	Open	5.5331	4,906,291.59	4,906,291.59	0.00	1,919,648.11	1,919,648.11	0.00	0.00	0.00
MB24-MBIA DEBT SERVICE	AR-0054	State Pool	05/13/20	Open	5.5665	11,239,563.74	11,239,563.74	0.00	11,494,219.00	11,494,219.00	0.00	0.00	0.00
MB25-MBIA DRAINAGE DEBT SERVICE	AR-0055	State Pool	05/13/20	Open	5.5664	4,250,184.10	4,250,184.10	0.00	4,270,280.40	4,270,280.40	0.00	0.00	0.00
MB26-FACILITIES BOND 2018	AR-0056	State Pool	05/13/20	Open	5.5664	1,943,774.14	1,943,774.14	0.00	1,952,964.98	1,952,964.98	0.00	0.00	0.00
MB27-MBIA TX HERITAGE PARKWAY	AR-0057	State Pool	05/13/20	Open	5.5664	521,296.56	521,296.56	0.00	523,761.44	523,761.44	0.00	0.00	0.00
MB28-MBIA GRAND PARKWAY 2021	AR-0059	State Pool	08/02/21	Open	5.5661	2,951,535.90	2,951,535.90	0.00	2,525,021.34	2,525,021.34	0.00	0.00	0.00
MB29-MBIA SR LIEN TOLL RD 2021	AR-0060	State Pool	08/02/21	Open	5.5663	26,549,809.06	26,549,809.06	0.00	25,434,019.81	25,434,019.81	0.00	0.00	0.00
MB30-MBIA FLOOD PRO DRAINAGE 20	AR-0061	State Pool	08/02/21	Open	5.5662	14,376,057.55	14,376,057.55	0.00	13,079,999.97	13,079,999.97	0.00	0.00	0.00
MB31-MBIA FBC ASSIST DIST #9	AR-0062	State Pool	03/11/22	Open	5.5664	4,182,503.98	4,182,503.98	0.00	4,202,280.27	4,202,280.27	0.00	0.00	0.00
MB32-MBIA FBC ASSIST DIST #11	AR-0063	State Pool	03/11/22	Open	5.5664	8,886,197.33	8,886,197.33	0.00	8,928,214.29	8,928,214.29	0.00	0.00	0.00
MB36-MBIA FEE OFFICER	AR-0065	State Pool	03/14/22	Open	5.5664	2,308,950.28	2,308,950.28	0.00	2,310,879.28	2,310,879.28	0.00	0.00	0.00
MB37-MBIA FBC ASSIST DIST #7	AR-0066	State Pool	03/14/22	Open	5.5664	2,875,905.42	2,875,905.42	0.00	2,889,503.67	2,889,503.67	0.00	0.00	0.00
MB38-MBIA 2020A FBC TAX NOTE	AR-0067	State Pool	03/14/22	Open	5.5664	1,197,360.78	1,197,360.78	0.00	1,203,022.32	1,203,022.32	0.00	0.00	0.00
MB39-MBIA 2022 TAX NOTE	AR-0072	State Pool	12/16/22	Open	5.5664	25,598,682.02	25,598,682.02	0.00	25,577,276.46	25,577,276.46	0.00	0.00	0.00
MB40-MBIA FBC ASSIST DIST #22	AR-0073	State Pool	12/16/22	Open	5.5664	1,395,443.14	1,395,443.14	0.00	1,402,041.28	1,402,041.28	0.00	0.00	0.00
MB41-MBIA FUND440 CSCD	AR-0074	State Pool	12/16/22	Open	5.5664	4,278,683.20	4,278,683.20	0.00	4,298,914.26	4,298,914.26	0.00	0.00	0.00
MB42-MBIA FBC ASSIST DIST #10	AR-0075	State Pool	12/16/22	Open	5.5664	1,337,361.24	1,337,361.24	0.00	1,343,684.75	1,343,684.75	0.00	0.00	0.00
MB43-MBIA LATERAL ROAD	AR-0076	State Pool	12/16/22	Open	5.5664	1,399,326.50	1,399,326.50	0.00	1,405,942.99	1,405,942.99	0.00	0.00	0.00
MB44-MBIA COUNTY LAW LIBRARY	AR-0077	State Pool	12/16/22	Open	5.5664	1,141,769.81	1,141,769.81	0.00	1,147,168.47	1,147,168.47	0.00	0.00	0.00

Premium/Discount Amortization

Ft. Bend County

Effective Interest - Actual Life

Receipts in Period

10/01/23 - 10/31/23

CUSIP	Invest Number	Security Description	Purchase Date	Amortiz Date	Yield Earned	Beginning Par Val/Shares	Beginning Unamor Val/Cost	Premium Discount	Ending Par Val/Shares	Ending Amor Val/Cost	Unamor Prem/Dscnt	Amortization In the Perd	Amortization Purch/Date
LO13-Logic-2023 MOBILITY PROJ	AR-0079	State Pool	08/09/23	Open	5.5047	13,793,227.62	13,793,227.62	0.00	6,836,463.40	6,836,463.40	0.00	0.00	0.00
LO14-LOCIG-2023 CERT OF OB	AR-0080	State Pool	08/09/23	Open	2.7658	11,942.38	11,942.38	0.00	1.81	1.81	0.00	0.00	0.00
MB45-MBIA ASSIST. DISTRICT #5	AR-0081	State Pool	08/17/23	Open	5.5664	754,543.38	754,543.38	0.00	758,111.12	758,111.12	0.00	0.00	0.00
MB46-MBIA ALIANA MGMT DIST AGRE	AR-0082	State Pool	08/17/23	Open	5.5663	503,406.78	503,406.78	0.00	435,488.08	435,488.08	0.00	0.00	0.00
MB47-MBIA ASSET FORF TASK STATE	AR-0083	State Pool	08/17/23	Open	5.2372	2,939,162.80	2,939,162.80	0.00	412,309.04	412,309.04	0.00	0.00	0.00
MB48-MBIA DA ASSET FORF.STATE	AR-0084	State Pool	08/17/23	Open	5.5664	855,791.58	855,791.58	0.00	859,838.05	859,838.05	0.00	0.00	0.00
MB49-FBC ASSIST. DIST #16	AR-0085	State Pool	08/17/23	Open	5.5659	693,828.67	693,828.67	0.00	526,927.56	526,927.56	0.00	0.00	0.00
State Pool Total					5.5594	508,707,820.28	508,707,820.28	0.00	461,302,220.79	461,302,220.79	0.00	0.00	0.00
Investment Total					5.2686	649,544,817.31	649,544,817.31	0.00	609,519,659.17	609,519,659.17	0.00	0.00	0.00

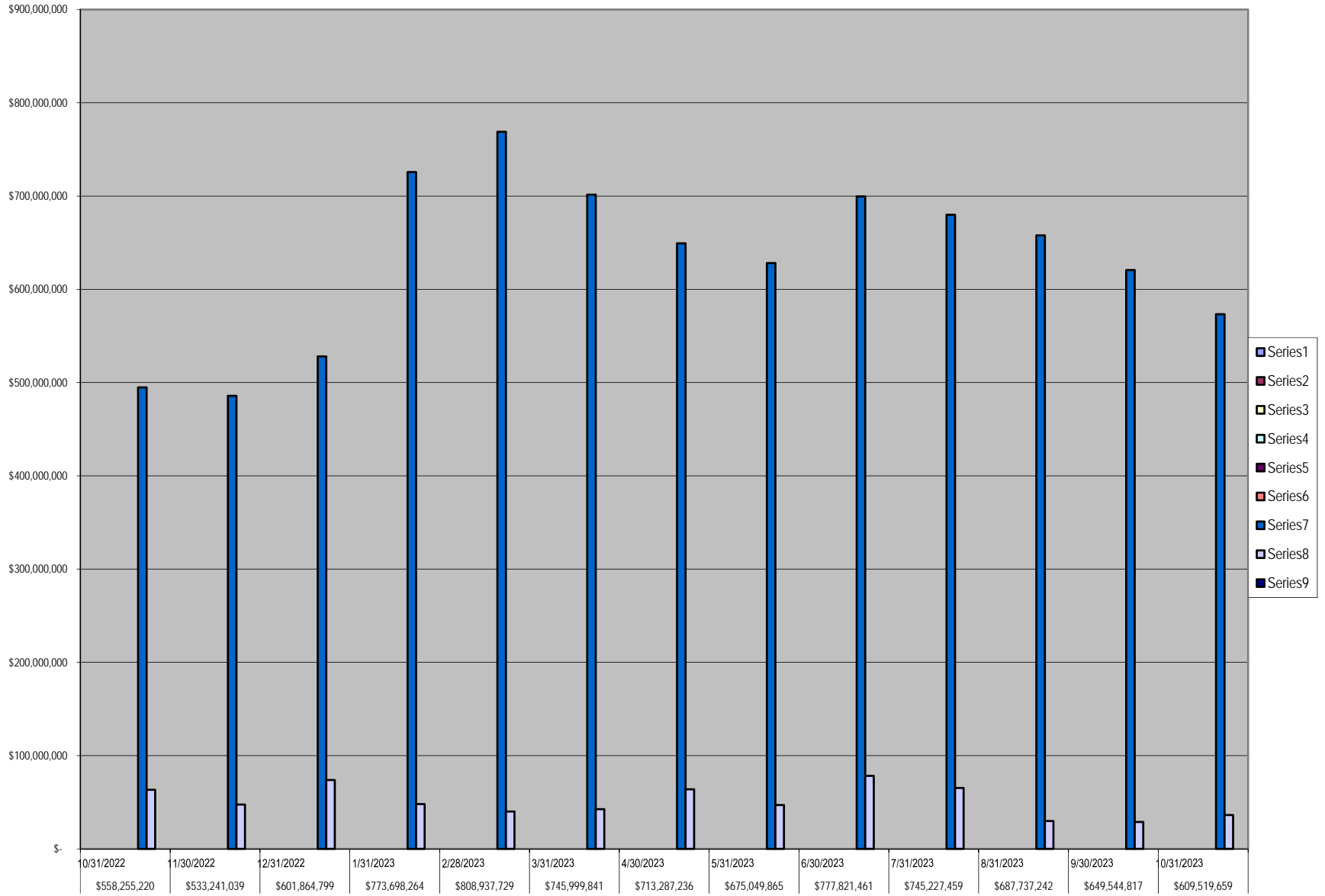
Open Investments
Ft. Bend County
Effective Interest - Actual Life
Receipts in Period
10/31/23

Showing Ending Par Val/Shares: \$609,519,659.17



FBC INVESTMENT TRAILING 12 MONTHS

Open Investments		FARMERS MAC DN	FFCB	FHLB	FHLMC	FNMA	FNMA DISCOUNT NOTE	State Pool	Cadence Money Market	Cadence - Invst. Acct.
\$ 558,255,220	10/31/2022	\$ -	\$ -	\$ -	\$ -	\$ -	\$ -	\$ 494,855,306	\$ 63,399,914	\$ -
\$ 533,241,039	11/30/2022	\$ -	\$ -	\$ -	\$ -	\$ -	\$ -	\$ 485,750,997	\$ 47,490,042	\$ -
\$ 601,864,799	12/31/2022	\$ -	\$ -	\$ -	\$ -	\$ -	\$ -	\$ 528,014,669	\$ 73,850,130	\$ -
\$ 773,698,264	1/31/2023	\$ -	\$ -	\$ -	\$ -	\$ -	\$ -	\$ 725,661,993	\$ 48,036,271	\$ -
\$ 808,937,729	2/28/2023	\$ -	\$ -	\$ -	\$ -	\$ -	\$ -	\$ 768,858,884	\$ 40,078,845	\$ -
\$ 745,999,841	3/31/2023	\$ -	\$ -	\$ -	\$ -	\$ -	\$ -	\$ 701,517,667	\$ 42,482,174	\$ -
\$ 713,287,236	4/30/2023	\$ -	\$ -	\$ -	\$ -	\$ -	\$ -	\$ 649,360,392	\$ 63,926,844	\$ -
\$ 675,049,865	5/31/2023	\$ -	\$ -	\$ -	\$ -	\$ -	\$ -	\$ 628,079,297	\$ 46,970,568	\$ -
\$ 777,821,461	6/30/2023	\$ -	\$ -	\$ -	\$ -	\$ -	\$ -	\$ 699,603,965	\$ 78,217,496	\$ -
\$ 745,227,459	7/31/2023	\$ -	\$ -	\$ -	\$ -	\$ -	\$ -	\$ 679,971,840	\$ 65,255,619	\$ -
\$ 687,737,242	8/31/2023	\$ -	\$ -	\$ -	\$ -	\$ -	\$ -	\$ 657,838,723	\$ 29,898,519	\$ -
\$ 649,544,817	9/30/2023	\$ -	\$ -	\$ -	\$ -	\$ -	\$ -	\$ 620,707,820	\$ 28,836,997	\$ -
\$ 609,519,659	10/31/2023	\$ -	\$ -	\$ -	\$ -	\$ -	\$ -	\$ 573,302,221	\$ 36,217,438	\$ -





10/17/2023

To Whom It May Concern,

In accordance with Cadence Bank's Depository Bid, the interest rate for the month of September 2023 is a fixed rate of 0.25% for all Fort Bend County interest-bearing accounts.

Sincerely,

Jessica Escamilla

Jessica Escamilla
Implementation Project Partner
Cadence Bank N.A.



Texas CLASS

Texas CLASS		AVERAGE MONTHLY YIELD: 5.5550%	
Date	Dividend Rate	Daily Yield	
10/01/2023	0.000000000	5.5358%	
10/02/2023	0.000151816	5.5413%	
10/03/2023	0.000151878	5.5436%	
10/04/2023	0.000151879	5.5436%	
10/05/2023	0.000151750	5.5389%	
10/06/2023	0.000607096	5.5397%	
10/07/2023	0.000000000	5.5397%	
10/08/2023	0.000000000	5.5397%	
10/09/2023	0.000000000	5.5397%	
10/10/2023	0.000000000	5.5374%	
10/11/2023	0.000151709	5.5417%	
10/12/2023	0.000151827	5.5471%	
10/13/2023	0.000456222	5.5507%	
10/14/2023	0.000000000	5.5507%	
10/15/2023	0.000000000	5.5507%	
10/16/2023	0.000152242	5.5568%	
10/17/2023	0.000152165	5.5540%	
10/18/2023	0.000152302	5.5596%	
10/19/2023	0.000452320	5.5598%	
10/20/2023	0.000457371	5.5647%	
10/21/2023	0.000000000	5.5647%	
10/22/2023	0.000000000	5.5647%	
10/23/2023	0.000152427	5.5635%	
10/24/2023	0.000152567	5.5687%	
10/25/2023	0.000152577	5.5691%	
10/26/2023	0.000152603	5.5700%	
10/27/2023	0.000458259	5.5755%	
10/28/2023	0.000000000	5.5755%	
10/29/2023	0.000000000	5.5755%	
10/30/2023	0.000152709	5.5739%	
10/31/2023	0.000152589	5.5695%	

Performance results are shown net of all fees and expenses and reflect the reinvestment of dividends and other earnings. Many factors affect performance including changes in market conditions and interest rates and in response to other economic, political, or financial developments. Investment involves risk including the possible loss of principal. No assurance can be given that the performance objectives of a given strategy will be achieved. **Past performance is no guarantee of future results. Any financial and/or investment decision may incur losses.**



October 31, 2023

TexasDAILY

Current Yield¹: 5.36%

Historical Rates Monthly Distribution Yields²

	2013	2014	2015	2016	2017	2018	2019	2020	2021	2022	2023
January	0.12%	0.04%	0.07%	0.35%	0.58%	1.34%	2.40%	1.61%	0.07%	0.02%	4.36%
February	0.10%	0.04%	0.08%	0.39%	0.59%	1.40%	2.40%	1.58%	0.05%	0.02%	4.57%
March	0.10%	0.04%	0.09%	0.41%	0.66%	1.50%	2.41%	1.20%	0.05%	0.14%	4.70%
April	0.08%	0.04%	0.09%	0.42%	0.75%	1.65%	2.42%	0.83%	0.05%	0.30%	4.86%
May	0.08%	0.04%	0.09%	0.43%	0.76%	1.75%	2.41%	0.41%	0.04%	0.68%	5.04%
June	0.05%	0.04%	0.09%	0.44%	0.85%	1.85%	2.41%	0.24%	0.03%	1.00%	5.11%
July	0.05%	0.05%	0.10%	0.45%	0.96%	1.96%	2.38%	0.22%	0.02%	1.49%	5.15%
August	0.05%	0.06%	0.11%	0.47%	1.00%	1.99%	2.21%	0.16%	0.02%	2.11%	5.33%
September	0.05%	0.06%	0.13%	0.50%	1.03%	2.03%	2.15%	0.14%	0.02%	2.43%	5.35%
October	0.04%	0.06%	0.15%	0.47%	1.05%	2.15%	1.97%	0.12%	0.02%	3.04%	5.35%
November	0.04%	0.06%	0.15%	0.45%	1.09%	2.21%	1.74%	0.10%	0.02%	3.65%	
December	0.04%	0.07%	0.23%	0.50%	1.21%	2.32%	1.66%	0.09%	0.02%	4.13%	

**Call toll-free
1-866-839-8376**

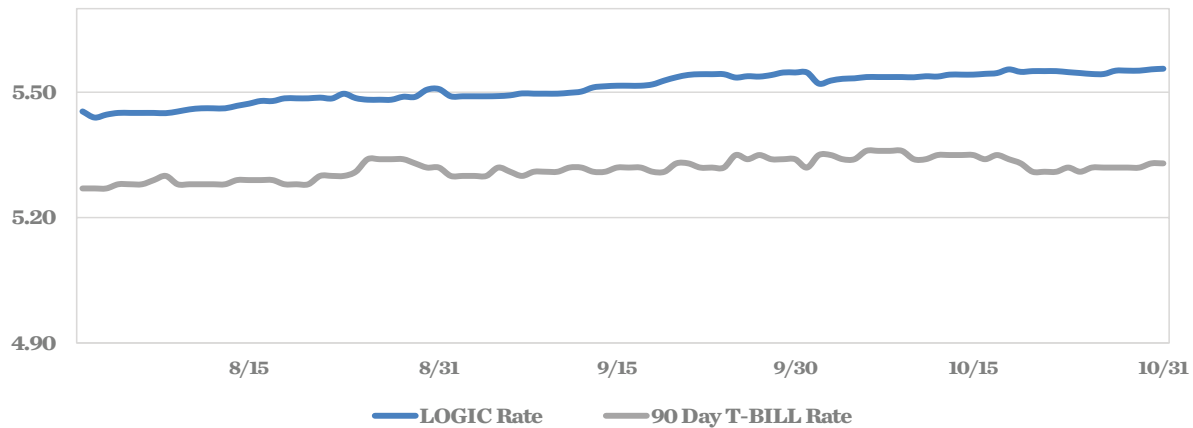
Past performance is not indicative of future results and yields may vary.

(1) The current yield, which is also known as the current annualized yield or current seven-day yield, represents the net change, exclusive of capital changes and income other than investment income, in the value of a hypothetical account with a balance of one share (normally \$1.00 per share) over a seven-day base period expressed as a percentage of the value of one share at the beginning of the seven-day period. This resulting net change in account value is then annualized by multiplying it by 365 and dividing the result by 7. The yields shown may reflect fee waivers by service providers that subsidize and reduce the total operating expenses of the TexasDAILY portfolio. Portfolio yields would be lower if there were no such waivers.

(2) The monthly distribution yield represents the sum of a month's one-day allocation factors divided by the number of days in that month, and multiplied by 365. The yields shown may reflect fee waivers by service providers that subsidize and reduce the total operating expenses of the TexasDAILY portfolio. Portfolio yields would be lower if there were no such waivers.

This information is for institutional investors, not for further distribution to retail investors, and does not represent an offer to sell or a solicitation of an offer to buy or sell any fund or other security. Investors should consider the Texas Range Investment Program's (the "Program's") investment objectives, risks, charges and expenses before investing. This and other information about the Program is available in the Program's Information Statement, which should be read carefully before investing. A copy of the Program's Information Statement may be obtained by calling 1-866-839-8376 or is available on the Program's website at www.texas-range.com. While TexasDAILY and TexasDAILY Select seek to maintain a stable net asset value of \$1.00 per share and TexasTERM seeks to achieve a net asset value of \$1.00 per share at its stated maturity, it is possible to lose money investing in the Program. An investment in the Program is not insured or guaranteed by the Federal Deposit Insurance Corporation or any other governmental agency. Shares of the Program are distributed by PFM Fund Distributors, Inc., member Financial Industry Regulatory Authority (FINRA) (www.finra.org) and Securities Investor Protection Corporation (SIPC) (www.sipc.org). PFM Fund Distributors, Inc. is an affiliate of PFM Asset Management LLC.

LOGIC VERSUS 90-DAY TREASURY BILL



This material is for information purposes only. This information does not represent an offer to buy or sell a security. The above rate information is obtained from sources that are believed to be reliable; however, its accuracy or completeness may be subject to change. The LOGIC management fee may be waived in full or in part at the discretion of the LOGIC co-administrators and the LOGIC rate for the period shown reflects waiver of fees. This table represents historical investment performance/return to the customer, net of fees, and is not an indication of future performance. An investment in the security is not insured or guaranteed by the Federal Deposit Insurance Corporation or any other government agency. Although the issuer seeks to preserve the value of an investment of \$1.00 per share, it is possible to lose money by investing in the security. Information about these and other program details are in the fund's Information Statement which should be read carefully before investing. The yield on the 90-Day Treasury Bill ("T-Bill Yield") is shown for comparative purposes only. When comparing the investment returns of the LOGIC pool to the T-Bill Yield, you should know that the LOGIC pool consists of allocations of specific diversified securities as detailed in the respective Information Statements. The T-Bill Yield is taken from Bloomberg Finance L.P. and represents the daily closing yield on the then current 90-Day T-Bill. The LOGIC yield is calculated in accordance with regulations governing the registration of open-end management investment companies under the Investment Company Act of 1940 as promulgated from time to time by the federal Securities and Exchange Commission.

DAILY SUMMARY FOR OCTOBER 2023

DATE	MNY MKT FUND EQUIV. [SEC Std.]	DAILY ALLOCATION FACTOR	INVESTED BALANCE	MARKET VALUE PER SHARE	WAM DAYS (1)	WAL DAYS (2)
10/1/2023	5.5473%	0.000151981	\$10,186,401,619.84	0.999858	42	83
10/2/2023	5.5207%	0.000151252	\$10,256,573,787.02	1.000042	42	83
10/3/2023	5.5278%	0.000151447	\$10,254,644,616.38	1.000038	44	85
10/4/2023	5.5322%	0.000151567	\$10,253,289,628.13	1.000044	44	84
10/5/2023	5.5333%	0.000151597	\$10,229,765,861.73	1.000078	45	85
10/6/2023	5.5364%	0.000151681	\$10,107,908,929.59	0.999761	43	83
10/7/2023	5.5364%	0.000151681	\$10,107,908,929.59	0.999761	43	83
10/8/2023	5.5364%	0.000151681	\$10,107,908,929.59	0.999761	43	83
10/9/2023	5.5364%	0.000151681	\$10,107,908,929.59	0.999761	43	83
10/10/2023	5.5358%	0.000151667	\$10,111,496,576.74	1.000089	43	82
10/11/2023	5.5382%	0.000151733	\$10,109,417,280.48	1.000094	45	84
10/12/2023	5.5376%	0.000151715	\$10,227,766,528.75	1.000078	45	83
10/13/2023	5.5422%	0.000151840	\$10,152,026,372.29	0.999869	44	82
10/14/2023	5.5422%	0.000151840	\$10,152,026,372.29	0.999869	44	82
10/15/2023	5.5422%	0.000151840	\$10,152,026,372.29	0.999869	44	82
10/16/2023	5.5441%	0.000151894	\$10,172,758,778.82	1.000066	44	82
10/17/2023	5.5459%	0.000151942	\$10,203,819,518.37	1.000053	46	83
10/18/2023	5.5547%	0.000152183	\$10,255,079,486.91	1.000047	46	84
10/19/2023	5.5488%	0.000152022	\$10,240,097,718.67	1.000038	46	83
10/20/2023	5.5506%	0.000152071	\$10,142,991,341.67	0.999862	45	81
10/21/2023	5.5506%	0.000152071	\$10,142,991,341.67	0.999862	45	81
10/22/2023	5.5506%	0.000152071	\$10,142,991,341.67	0.999862	45	81
10/23/2023	5.5481%	0.000152004	\$10,135,089,088.11	1.000074	45	81
10/24/2023	5.5460%	0.000151944	\$10,167,165,049.71	1.000074	45	81
10/25/2023	5.5437%	0.000151881	\$10,329,296,818.01	1.000063	44	80
10/26/2023	5.5437%	0.000151882	\$10,363,771,291.43	1.000058	44	79
10/27/2023	5.5517%	0.000152101	\$10,314,075,012.54	0.999872	43	78
10/28/2023	5.5517%	0.000152101	\$10,314,075,012.54	0.999872	43	78
10/29/2023	5.5517%	0.000152101	\$10,314,075,012.54	0.999872	43	78
10/30/2023	5.5548%	0.000152186	\$10,369,515,719.72	1.000084	44	78
10/31/2023	5.5563%	0.000152227	\$10,227,801,398.83	1.000074	44	78
Average	5.5432%	0.000151867	\$10,204,924,666.63		44	82



QUESTIONS?

If you have any questions regarding your account or this statement, please contact your Administrator.

FORT BEND COUNTY

MARQUES MCNIESE
CN-OH-W5IT
CN-OH-W5IT
425 WALNUT STREET
CINCINNATI OH 45202
Phone 513-632-4147
E-mail marques.mcniese@usbank.com

Portfolio Manager:
TS CIN RC #3 - AUTO
CN-OH-W6TC

This statement is for the period from October 1, 2023 to October 31, 2023



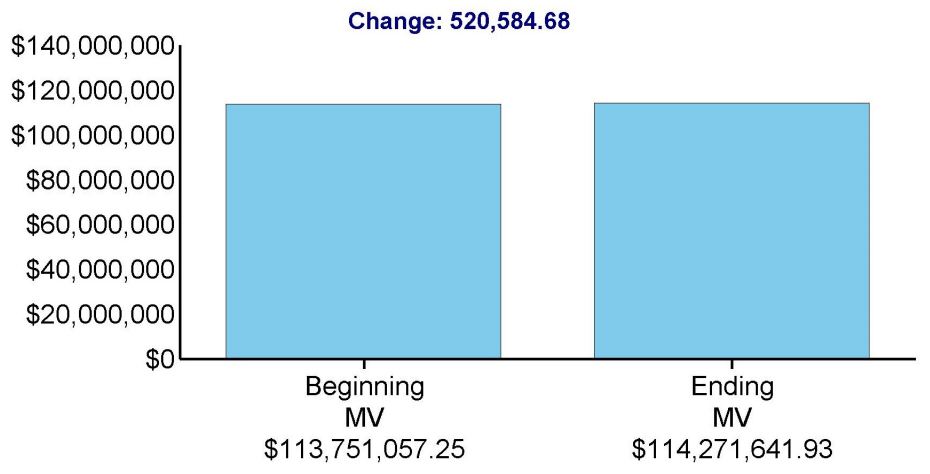
00001303 02 SP 000638586816227 P
FORT BEND COUNTY
309 S FOURTH ST, SUITE 514
P.O. BOX 1202
RICHMOND, TX 77406



FORT BEND COUNTY

MARKET VALUE SUMMARY

	Current Period 10/01/23 to 10/31/23
Beginning Market Value	\$113,751,057.25
Taxable Interest	359,395.47
Change in Investment Value	168,943.46
Change in Accrued Income	-7,754.25
Ending Market Value	\$114,271,641.93





FORT BEND COUNTY

Page 2 of 9
October 1, 2023 to October 31, 2023

ASSET SUMMARY

Assets	Current Period Market Value	% of Total	Estimated Annual Income
Cash & Equivalents	114,268,554.69	100.00	6,540,664.56
Accrued Income	3,087.24	0.00	
Total Market Value	\$114,271,641.93	100.00	\$6,540,664.56



FORT BEND COUNTY

Page 3 of 9
October 1, 2023 to October 31, 2023

INCOME SUMMARY

	Income Received Current Period
Taxable Interest	359,395.47
Total Current Period Income	\$359,395.47



FORT BEND COUNTY

Page 4 of 9
October 1, 2023 to October 31, 2023

CASH SUMMARY

	Principal Cash	Income Cash	Total Cash
Beginning Cash 10/01/2023	-\$453,471.23	\$453,471.23	\$0.00
Taxable Interest		359,395.47	359,395.47
Purchases	-18,815,753.64		-18,815,753.64
Sales	18,351,446.00		18,351,446.00
Net Money Market Activity	104,912.17		104,912.17
Ending Cash 10/31/2023	-\$812,866.70	\$812,866.70	\$0.00



FORT BEND COUNTY

Page 5 of 9
October 1, 2023 to October 31, 2023

ASSET DETAIL

Security Description

Shares/Face Amt	Price	Market Value	Tax Cost	Unrealized Gain/Loss	Percent of Total Portfolio	Estimated Annual Income	Estimated Current Yield	Accrued Income
Cash & Equivalents								
Cash/Money Market								
Australia New Zealand Bkg C P - 05253CYW0 11/30/2023								
10,000,000.000	99.5690	9,956,900.00	9,757,777.78	199,122.22	8.7	552,569.44	5.55	0.00
Banco Santander Sa U S Disc C P - 05970RC52 03/05/2024								
9,600,000.000	97.9970	9,407,712.00	9,333,418.67	74,293.33	8.2	552,853.33	5.88	0.00
Bedford Row Fdg Corp Disc Coml C P - 07644BZJ4 12/18/2023								
8,700,000.000	99.2820	8,637,534.00	8,463,408.33	174,125.67	7.6	485,145.84	5.62	0.00
Bnp Paribas Fortis New York C P - 09659JFL2 06/20/2024								
9,740,000.000	96.2360	9,373,386.40	9,373,776.00	-389.60	8.2	556,965.67	5.94	0.00
First American Government - 31846V567 Oblig Fd Cl Z #3676								
6,702.390	1.0000	6,702.39	6,702.39	0.00	0.0	351.14	5.24	3,087.24
Gta Fdg LLC Disc Coml Paper C P - 40060XYH7 11/17/2023								
8,700,000.000	99.7620	8,679,294.00	8,504,356.33	174,937.67	7.6	482,499.59	5.56	0.00
Gta Fdg LLC Disc Coml Paper C P - 40060XZL7 12/20/2023								
10,000,000.000	99.2510	9,925,100.00	9,724,500.00	200,600.00	8.7	558,652.78	5.63	0.00
Liberty Str Fdg LLC Disc Coml C P - 53127TA52 01/05/2024								
8,700,000.000	98.9850	8,611,695.00	8,439,957.00	171,738.00	7.5	484,263.75	5.62	0.00
MacQuarie Bk Ltd Disc Coml C P - 55607KDS2 04/26/2024								
9,600,000.000	97.1480	9,326,208.00	9,280,783.97	45,424.03	8.2	547,013.38	5.86	0.00



FORT BEND COUNTY

Page 6 of 9
October 1, 2023 to October 31, 2023**ASSET DETAIL (continued)****Security Description**

Shares/Face Amt	Price	Market Value	Tax Cost	Unrealized Gain/Loss	Percent of Total Portfolio	Estimated Annual Income	Estimated Current Yield	Accrued Income
Mufg Bk Ltd N Y Brh Disc C P - 62479LAJ4 01/18/2024								
10,000,000.000	98.7820	9,878,200.00	9,679,166.66	199,033.34	8.6	557,638.90	5.64	0.00
National Australia Bk Ltd Disc C P - 63254EE71 05/07/2024								
9,740,000.000	96.9550	9,443,417.00	9,441,977.64	1,439.36	8.3	554,990.62	5.88	0.00
National Bk Cda Disc Coml C P - 63307LBL4 02/20/2024								
10,290,000.000	98.2390	10,108,793.10	10,009,883.33	98,909.77	8.8	584,243.34	5.78	0.00
Royal Bk Cda Disc Coml Paper C P - 78009ABS2 02/26/2024								
11,120,000.000	98.1440	10,913,612.80	10,797,158.60	116,454.20	9.6	623,476.78	5.71	0.00
Total Cash/Money Market		\$114,268,554.69	\$112,812,866.70	\$1,455,687.99	100.0	\$6,540,664.56		\$3,087.24

Cash

Principal Cash	-812,866.70	-812,866.70	-0.7
----------------	-------------	-------------	------



FORT BEND COUNTY

Page 7 of 9
October 1, 2023 to October 31, 2023**ASSET DETAIL (continued)****Security Description**

Shares/Face Amt	Price	Market Value	Tax Cost	Unrealized Gain/Loss	Percent of Total Portfolio	Estimated Annual Income	Estimated Current Yield	Accrued Income
Income Cash		812,866.70	812,866.70		0.7			
Total Cash		\$0.00	\$0.00	\$0.00	0.0	\$0.00		\$0.00
Total Cash & Equivalents		\$114,268,554.69	\$112,812,866.70	\$1,455,687.99	100.0	\$6,540,664.56		\$3,087.24
Total Assets		\$114,268,554.69	\$112,812,866.70	\$1,455,687.99	100.0	\$6,540,664.56		\$3,087.24
Accrued Income		\$3,087.24	\$3,087.24		0.0			
Grand Total		\$114,271,641.93	\$112,815,953.94		100.0			

Estimated Current Yield

5.72

ASSET DETAIL MESSAGES

Time of trade execution and trading party (if not disclosed) will be provided upon request.

Publicly traded assets are valued in accordance with market quotations or valuation methodologies from financial industry services believed by us to be reliable. Assets that are not publicly traded may be reflected at values from other external sources. Assets for which a current value is not available may be reflected at a previous value or as not valued, at par value, or at a nominal value. Values shown do not necessarily reflect prices at which assets could be bought or sold. Values are updated based on internal policy and may be updated less frequently than statement generation.



FORT BEND COUNTY

Page 8 of 9
October 1, 2023 to October 31, 2023

TRANSACTION DETAIL

Date Posted	Activity	Description	Income Cash	Principal Cash	Tax Cost
Beginning Balance 10/01/2023			\$453,471.23	-\$453,471.23	\$112,453,471.23
10/02/23	Asset Income	Interest Earned On First Am Govt Ob Fd CI Z Interest From 9/1/23 To 9/30/23	10,841.47		
10/23/23	Sale	Matured 8,700,000 Par Value Of Mufg Bk Ltd N Y C P 10/23/23 Trade Date 10/23/23 8,700,000 Par Value At 100 %		8,539,021.00	-8,539,021.00
10/23/23	Asset Income	Interest Earned On Mufg Bk Ltd N Y C P 10/23/23 8,700,000 Par Value At 100 %	160,979.00		
10/23/23	Sale	Matured 10,000,000 Par Value Of Toyota Cr De Puerto C P 10/23/23 Trade Date 10/23/23 10,000,000 Par Value At 100 %		9,812,425.00	-9,812,425.00
10/23/23	Asset Income	Interest Earned On Toyota Cr De Puerto C P 10/23/23 10,000,000 Par Value At 100 %	187,575.00		
10/24/23	Purchase	Purchased 9,740,000 Par Value Of National Australia Bk C P 5/07/24 Trade Date 10/24/23 Purchased Through J.P. Morgan Securities LLC 9,740,000 Par Value At 96.94022222 %		-9,441,977.64	9,441,977.64
10/24/23	Purchase	Purchased 9,740,000 Par Value Of Bnp Paribas Fortis New C P 6/20/24 Trade Date 10/24/23 Purchased Through Bnp Paribas Sec Corp 9,740,000 Par Value At 96.24 %		-9,373,776.00	9,373,776.00
	Purchase	Combined Purchases For The Period 10/ 1/23 - 10/31/23 Of First Am Govt Ob Fd CI Z		-18,710,841.47	18,710,841.47
	Sale	Combined Sales For The Period 10/ 1/23 - 10/31/23 Of First Am Govt Ob Fd CI Z		18,815,753.64	-18,815,753.64
Ending Balance 10/31/2023			\$812,866.70	-\$812,866.70	\$112,812,866.70



FORT BEND COUNTY

Page 9 of 9
October 1, 2023 to October 31, 2023

SALE/MATURITY SUMMARY

Settlement Date	Description	Tax Cost	Proceeds	Estimated Gain/Loss
Cash and Equivalents				
Mufg Bk Ltd N Y Brh Disc C P				
10/23/2023				
62479MXP3				
10/23/23	Matured 8,700,000 Par Value Trade Date 10/23/23 8,700,000 Par Value At 100 %	-8,539,021.00	8,539,021.00	
Toyota Cr De Puerto Rico Inc C P				
10/23/2023				
8923A1XP1				
10/23/23	Matured 10,000,000 Par Value Trade Date 10/23/23 10,000,000 Par Value At 100 %	-9,812,425.00	9,812,425.00	
Total Cash and Equivalents		-\$18,351,446.00	\$18,351,446.00	\$0.00
Total Sales & Maturities		-\$18,351,446.00	\$18,351,446.00	\$0.00

SALE/MATURITY SUMMARY MESSAGES

Estimates should not be used for tax purposes

Cadence Bank
Money Market Accounts
October 31, 2023

FUND	DESCRIPTION	BEGINNING BALANCE	DEPOSITS	WITH- DRAWALS	INTEREST	ENDING BALANCE
100	General Operating	15,080,187.87	90,495,451.58	82,946,326.61	3,271.74	22,632,584.58
150	Juvenile Operations	227,369.15	4,560,458.81	3,447,670.73	133.92	1,340,291.15
155	Road & Bridge	7,985.12	3,222,949.94	3,213,615.51	72.17	17,391.72
160	Drainage District	6,102.45	1,532,078.32	1,519,311.81	13.55	18,882.51
165	Lateral Road	43,643.61	67,965.70	-	18.11	111,627.42
170	Statue Restoration	4,636.84	-	-	0.98	4,637.82
175	City Water Assistance	5,054.99	191.00	-	1.10	5,247.09
185	Entex Contributions	4.71	-	-	-	4.71
190	H L & P Assistance	29,605.52	-	15,150.59	4.56	14,459.49
195	County Law Library	93,538.34	43,837.78	57,697.71	18.81	79,697.22
200	Law Enforcement Academy	600,417.34	24,405.00	13,350.58	127.52	611,599.28
205	Surface Water Supply Corp.	8,380.31	-	-	1.78	8,382.09
206	Industrial Development Corp	800.03	-	-	0.17	800.20
207	FBC Historical Commission	3,821.62	5,000.00	1,890.00	1.20	6,932.82
215	Library Donations	94,997.09	2,331.93	5,123.00	19.93	92,225.95
225	FBC Asset Forfei.Task-State	927.14	2,538,000.00	2,484,668.10	24.65	54,283.69
235	Probate Court Training	179,313.25	995.02	-	38.20	180,346.47
245	Alert Program-Juvenile	56,018.70	-	-	11.89	56,030.59
255	D A Asset Forfeiture-Fed.	55.69	-	-	0.01	55.70
265	Gus George Memorial	4,713.43	-	-	1.00	4,714.43
280	Co.Atty.Supplemental Salary	171,738.66	70,000.00	11,503.31	41.61	230,276.96
290	VIT Interest (Tax Coll)	78,210.67	-	-	16.61	78,227.28
300	FBC Elections	606,367.97	12,200.00	26,707.61	125.89	591,986.25
310	Sheriff Ofc/Forfei.Assets-St.	669,266.48	400,000.00	8,078.00	166.48	1,061,354.96
315	Sheriff Ofc/Forfei.Assets-Fed.	10,581.51	179,352.03	-	39.10	189,972.64
320	Constable Pct. 2 F/A	0.01	-	-	-	0.01
322	Constable Pct 3 F/A	9,026.67	-	-	1.92	9,028.59
324	Constable Pct 1 F/A	0.76	-	-	-	0.76
332	Fire Marshal St. Ass't. Forfeiture	706.81	-	-	0.15	706.96
335	DA Asset Forfeit.-State	51,188.48	403,863.67	17,286.84	60.32	437,825.63
360	Law Enforcement Training	110,981.95	-	32,520.00	22.14	78,484.09
390	Child Protective Service IV-E	188,473.80	6,148.02	5,199.80	40.02	189,462.04

Cadence Bank
Money Market Accounts
October 31, 2023

402	Hope 3 Program Sales	61.21	-	-	0.01	61.22
410	Child Support IVD Reimb.	193,743.67	1,563.39	-	41.45	195,348.51
415	Local Law Enf.Block Grant	48,119.71	-	2,308.24	9.88	45,821.35
440	Supervision	595,542.60	173,875.68	446,421.16	86.02	323,083.14
470	FBC Assist District #16	879.52	184,319.75	185,026.62	3.86	176.51
471	FBC Assist District #17	7,355.90	262.83	-	1.60	7,620.33
472	FBC Assist District #18	93,556.38	4,706.71	-	20.48	98,283.57
473	FBC Assist District #19	186,028.10	12,954.19	7,593.49	40.92	191,429.72
474	FBC Assist District #20	346,142.22	15,055.72	5,242.36	74.84	356,030.42
475	FBC Assist District #21	10,847.30	560.80	-	2.38	11,410.48
476	FBC Assist District #22	10,923.43	35,817.35	-	6.98	46,747.76
600/605	Debt Service Account	413,275.60	970,279.51	1,323,722.84	90.08	59,922.35
610	Drainage Debt Service	5,484.25	1,512.00	-	1.40	6,997.65
756	2018 Facilities Bond Projects	66,410.03	-	-	14.10	66,424.13
764	2020 Drainage Flood Projects	6,361.80	1,360,000.00	1,363,182.98	13.45	3,192.27
766	2020 Mobility - Tx Heritage Pkwy	32,411.65	-	-	6.88	32,418.53
768	2020A Tax Notes	3,666.96	-	-	0.78	3,667.74
773	FBC Tax Note 2022	8,602.86	142,000.00	147,920.05	2.01	2,684.82
775	Unlimited Tax Road Bonds	52,050.79	7,702,543.84	7,749,030.75	95.43	5,659.31
776	Certificates of Obligation	3.04	11,942.38	11,945.42	-	-
803	2021 FBCTRA Bond Projects	59,252.08	1,240,000.00	1,290,876.24	27.82	8,403.66
807	2021 Grand Pkwy Toll Rd Projects	3,082.87	440,000.00	440,030.39	6.68	3,059.16
810	Toll Road Operations	55,204.46	1,572,772.34	1,608,295.64	63.60	19,744.76
815	Grand Pkwy Toll Road Ops	41,276.62	1,348,433.42	1,387,808.80	2,264.49	4,165.73
860	EPI Center Enterprises	-	-	-	-	-
990	County's Cares Act	204,588.90	2,830,709.93	3,034,772.95	19.01	544.89
TREA	Treasurer's Account	1,383,093.55	9,362,446.75	9,580,836.83	55.83	1,164,759.30
INVE	FBC Investment Account	-	1,700,000.00	1,700,000.00	-	-
850M	Boon-Chapman Medical	1,579,976.85	4,003,648.07	5,146,815.79	324.09	437,133.22
850D	Boon-Chapman Dental	965,270.99	1,287.75	224,382.38	179.93	742,356.29
882	Boon-Chapman 125	464,992.21	76,306.08	41,071.55	103.41	500,330.15
884	Fee Officer's Account	1,804,308.19	1,678,409.95	2,504,630.92	-	978,087.22
912	JP Credit Card Processing	62,566.81	302,034.09	279,672.81	14.79	84,942.88

Cadence Bank
Money Market Accounts
October 31, 2023

908	EMS Credit Card Processing	32,638.65	32,865.95	38,077.10	3.97	27,431.47
DACC	D A Credit Card Processing	2,728.37	18,543.41	16,582.31	1.01	4,690.48
PTCC	Public Transportation Credit Cards	17,010.85	14,985.16	25,803.73	5.74	6,198.02
CSCC	CSCD Credit Card	260,943.87	264,226.13	277,935.75	36.26	247,270.51
LBCC	Library Credit Card	3,569.03	7,603.64	9,515.61	0.42	1,657.48
JUCC	Juvenile Credit Card	234.97	926.00	1,001.07	0.09	159.99
SOCC	Sheriff Credit Card	29,368.53	22,408.31	33,161.84	2.35	18,617.35
TRCC	Toll Road Permit Credit Card	1,125.20	336.51	1,461.71	0.16	0.16
130	Assistant Dist Number 1	44,686.90	551,856.51	7,500.00	80.33	589,123.74
131	Assistant Dist Number 2	54,061.51	183,164.51		35.32	237,261.34
133	Assistant Dist Number 4	2,465.69	129,271.50	14,005.50	15.68	117,747.37
134	Assistant Dist Number 5	38,886.52	15,189.10		10.23	54,085.85
135	Assistant Dist Number 6	32,913.73	619,706.69	523,793.48	18.99	128,845.93
136	Assistant Dist Number 7	4,767.58	181,166.01	95,798.85	21.31	90,156.05
137	Assistant Dist Number 8	147,913.29	1,422.56	1,147.63	31.55	148,219.77
138	Assistant Dist Number 9	16,682.06	82,501.57		14.28	99,197.91
139	Assistant Dist Number 10	11,017.38	105,820.90		16.11	116,854.39
140	Assistant Dist Number 11	24,909.88	183,362.48	7,500.00	28.18	200,800.54
141	Assistant District Number 12	143,685.91	20,782.20	9,744.27	32.88	154,756.72
145	Emergency Svc Dist 100	512,158.18		450,000.00	44.02	62,202.20
146	Aliana Mgmt Dist. Agreement	18,566.09	70,000.00	78,768.00	5.50	9,803.59
CCCA	Non Fee Officer CC Clearing Acct	28,987.31	114,685.00	77,082.88	13.33	66,602.76
JPMT	Juror Payments	7.17	-	7.17		-
EPEC	Engineering Permitting E-Check	6,019.42	29,358.00	30,364.42	1.86	5,014.86
JP41	JP 4 E-Filing	3,513.27	23,329.50	21,877.52	0.92	4,966.17
JP12	JP 1-2 E-Filing	891.19	2,583.00	2,885.19	0.15	589.15
JP21	JP 2-1 E-Filing	4,712.05	24,121.00	23,318.55	0.98	5,515.48
JP11	JP 1-1 E-Filing	1,144.18	8,974.00	10,118.18	0.29	0.29
JP31	JP 3 E-Filing	3,224.22	19,078.25	18,327.22	0.74	3,975.99
JP2-2	JP 2-2 E Filing	226.04	415.00	598.04	0.02	43.02
	EMS Patient Acct Svcs ACH	48,073.07	657,449.81	705,522.88	0.36	0.36
DCJS	DC Jury Summons Postage	6,809.74	14,595.93	4,077.84	3.20	17,331.03
	Elections CC Account	60.02	76.00	60.02	0.01	76.01

Cadence Bank
Money Market Accounts
October 31, 2023

	Fire Marshal CC Account	5,653.05	48,189.00	40,026.05	1.83	13,817.83
	Petty Cash	-	1,631.46	1,631.46	-	-
CAPP	Narcotics Prepaid Cards	11,002.26	-	2.26	2.34	11,002.34
400A	Section 108 Arcola Loan Acct	230,637.83	-	-	48.97	230,686.80
JPMS	Juror Payments -Rapid Financial	30,002.91	59,488.00	59,991.41	6.97	29,506.47
RBCC	Road & Bridge CC	6,501.59	5,700.00	7,001.59	0.79	5,200.79
	Total	28,836,997.03	142,254,484.42	134,882,377.94	8,334.87	36,217,438.38

Investment Report

Ft. Bend County

11/01/23 - 11/30/23


This report summarizes the investment position of Ft. Bend County for the period 11/01/23 to 11/30/23.

	10/31/23	11/30/23
Book Value	609,519,659.17	592,705,004.06
Market Value	609,519,659.17	592,705,004.06
Par Value	609,519,659.17	592,705,004.06
Change in Market Value		0.00
Weighted Average Maturity (in Days)	15	12
Weighted Average Yield-to-Maturity of Portfolio	4.7007%	3.4457%
Yield-to-Maturity of 90 Day T-Bill	5.3050%	5.2330%
Accrued Interest		0.00
Received and Accrued Interest		2,671,347.88

This report is presented in accordance with the Texas Government Code Title 10 Section 2256.023. The below signed hereby certify that, to the best of their knowledge on the date this report was created, Ft. Bend County is in compliance with the provisions of Government Code 2256 and with the stated policies and strategies of Ft. Bend County.




 Director of Finance & Investments



 Date



 County Treasurer



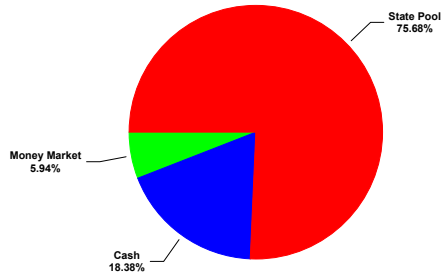
 Date

Investment Report

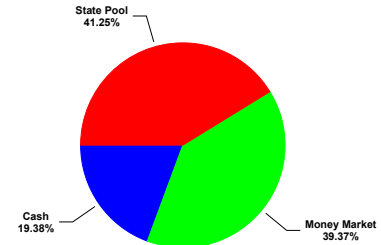
Ft. Bend County

11/01/23 - 11/30/23


Portfolio Composition - 10/31/23



Portfolio Composition - 11/30/23




Maturity Aging - 10/31/23 vs 11/30/23



■ Previous Period ■ Current Period

Portfolio Performance - 11/01/23 to 11/30/23



— Portfolio — 90 Day T-Bill

GASB 31 Compliance

Ft. Bend County

Effective Interest - Actual Life

Receipts in Period

11/01/23 - 11/30/23

CUSIP	Invest Number	Security Description	Purchase Date	Sale Date	Valuation Method	Yield Earned	Price Source 11/01/23	Original Princ/Cost	Beginning Unit Price	Par Value On 11/01/23	Reported Value 11/01/23	Purchase Cost	Sales Proceeds	Ending Unit Price	Par Value On 11/30/23	Price Source 11/30/23	Reported Value 11/30/23	Change in Fair Value	Interest	Net Investment Income	S & P Rating	Moody's Rating	Other Rating
MB02-MBIA General	AR-0015	State Pool	11/01/08	Open	Fair Value	5.5990	Manual	17,374,917.83	1.000000	25,566,848.17	25,566,848.17	0.00	24,157,336.07	1.000000	1,409,512.10	Manual	1,409,512.10	0.00	81,784.65	81,784.65			
MB03-MBIA Road & Bridge	AR-0016	State Pool	11/01/08	Open	Fair Value	5.4881	Manual	2,856,438.24	1.000000	2,220,887.38	2,220,887.38	0.00	1,042,318.98	1.000000	1,178,568.40	Manual	1,178,568.40	0.00	7,681.02	7,681.02			
MB04-MBIA Drainage	AR-0017	State Pool	11/01/08	Open	Fair Value	5.5903	Manual	1,267,218.21	1.000000	3,652,409.93	3,652,409.93	0.00	795,167.81	1.000000	2,857,242.12	Manual	2,857,242.12	0.00	14,832.19	14,832.19			
MB06-MBIA Toll Rd. Operations	AR-0019	State Pool	11/01/08	Open	Fair Value	5.5973	Manual	3,143,377.27	1.000000	102,726,637.07	102,726,637.07	0.00	57,011,607.36	1.000000	45,715,029.71	Manual	45,715,029.71	0.00	488,392.64	488,392.64			
TT00-TX TERM General	AR-0022	State Pool	11/01/08	Open	Fair Value	5.3688	Manual	10,006,437.87	1.000000	1,135.19	1,135.19	0.00	-5.01	1.000000	1,140.20	Manual	1,140.20	0.00	5.01	5.01			
TT02-TX TERM Toll Rd. Operation	AR-0024	State Pool	11/01/08	Open	Fair Value	5.3644	Manual	0.00	1.000000	1,133.86	1,133.86	0.00	-5.00	1.000000	1,138.86	Manual	1,138.86	0.00	5.00	5.00			
TT04-TX TERM Road & Bridge	AR-0026	State Pool	11/01/08	Open	Fair Value	5.3634	Manual	10,463.28	1.000000	1,131.80	1,131.80	0.00	-4.99	1.000000	1,136.79	Manual	1,136.79	0.00	4.99	4.99			
TT05-TX TERM Drainage	AR-0027	State Pool	11/01/08	Open	Fair Value	5.3781	Manual	109,774.61	1.000000	375.48	375.48	0.00	-1.66	1.000000	377.14	Manual	377.14	0.00	1.66	1.66			
LOG1-Logic- General	AR-0028	State Pool	11/10/08	Open	Fair Value	5.5590	Manual	10,000,000.00	1.000000	14,356,493.93	14,356,493.93	0.00	-65,607.11	1.000000	14,422,101.04	Manual	14,422,101.04	0.00	65,605.30	65,605.30			
LOG2-Logic-Toll Rd Operations	AR-0029	State Pool	11/10/08	Open	Fair Value	5.5590	Manual	2,000,000.00	1.000000	14,352,126.45	14,352,126.45	0.00	-65,585.34	1.000000	14,417,711.79	Manual	14,417,711.79	0.00	65,585.34	65,585.34			
LOG5-Logic-Drainage	AR-0032	State Pool	11/10/08	Open	Fair Value	5.5590	Manual	500,000.00	1.000000	818,358.50	818,358.50	0.00	-3,739.67	1.000000	822,098.17	Manual	822,098.17	0.00	3,739.67	3,739.67			
LOG8-Logic-Road & Bridge	AR-0035	State Pool	11/10/08	Open	Fair Value	5.5590	Manual	1,000,000.00	1.000000	1,790,737.51	1,790,737.51	0.00	-8,183.18	1.000000	1,798,920.69	Manual	1,798,920.69	0.00	8,183.18	8,183.18			
MB12-MBIA ESD 100 AGREEMENT	AR-0041	State Pool	08/31/16	Open	Fair Value	5.5975	Manual	3,900,000.00	1.000000	13,617,178.75	13,617,178.75	0.00	9,938,876.36	1.000000	3,678,302.39	Manual	3,678,302.39	0.00	61,123.64	61,123.64			
MB13-MBIA ASSISTANCE DIST #1	AR-0042	State Pool	08/31/16	Open	Fair Value	5.5973	Manual	10,000,000.00	1.000000	17,032,076.72	17,032,076.72	0.00	12,721,201.52	1.000000	4,310,875.20	Manual	4,310,875.20	0.00	78,798.48	78,798.48			
MB14-MBIA GR PARKWAY OPERATIONS	AR-0043	State Pool	08/31/16	Open	Fair Value	5.5974	Manual	8,500,000.00	1.000000	73,864,773.34	73,864,773.34	0.00	53,650,004.64	1.000000	20,214,768.70	Manual	20,214,768.70	0.00	349,995.36	349,995.36			
LO10-LOGIC-COUNTY'S CARE ACT	AR-0047	State Pool	05/12/20	Open	Fair Value	5.5685	Manual	67,000,000.00	1.000000	2,022.92	2,022.92	0.00	2,018.29	1.000000	4.63	Manual	4.63	0.00	4.63	4.63			
MB18-MBIA COUNTY'S CARES ACT	AR-0048	State Pool	05/12/20	Open	Fair Value	5.5967	Manual	67,000,000.00	1.000000	47,049,924.07	47,049,924.07	0.00	20,288,103.75	1.000000	26,761,820.32	Manual	26,761,820.32	0.00	211,896.25	211,896.25			
MB19-MBIA FBC ASSIST. DIST. #2	AR-0049	State Pool	05/13/20	Open	Fair Value	5.5974	Manual	2,500,000.00	1.000000	11,600,242.89	11,600,242.89	0.00	8,497,037.94	1.000000	3,103,204.95	Manual	3,103,204.95	0.00	52,962.06	52,962.06			
MB20-MBIA FBC ASSIST. DIST. #4	AR-0050	State Pool	05/13/20	Open	Fair Value	5.5975	Manual	1,250,000.00	1.000000	3,084,190.32	3,084,190.32	0.00	2,031,274.06	1.000000	1,052,916.26	Manual	1,052,916.26	0.00	13,725.94	13,725.94			
MB21-MBIA FBC ASSIST. DIST. #6	AR-0051	State Pool	05/13/20	Open	Fair Value	5.5310	Manual	2,000,000.00	1.000000	3,825,554.36	3,825,554.36	0.00	3,203,194.43	1.000000	622,359.93	Manual	622,359.93	0.00	16,805.57	16,805.57			
MB23-MBIA JUVENILE	AR-0053	State Pool	05/13/20	Open	Fair Value	5.5457	Manual	8,000,000.00	1.000000	1,919,648.11	1,919,648.11	0.00	476,361.08	1.000000	1,443,287.03	Manual	1,443,287.03	0.00	8,638.92	8,638.92			
MB24-MBIA DEBT SERVICE	AR-0054	State Pool	05/13/20	Open	Fair Value	5.5975	Manual	21,000,000.00	1.000000	11,494,219.00	11,494,219.00	0.00	949,411.61	1.000000	10,544,807.39	Manual	10,544,807.39	0.00	50,588.39	50,588.39			
MB25-MBIA DRAINAGE DEBT SERVICE	AR-0055	State Pool	05/13/20	Open	Fair Value	5.5973	Manual	1,000,000.00	1.000000	4,270,280.40	4,270,280.40	0.00	-19,648.54	1.000000	4,289,928.94	Manual	4,289,928.94	0.00	19,648.54	19,648.54			
MB26-FACILITIES BOND 2018	AR-0056	State Pool	05/13/20	Open	Fair Value	5.5973	Manual	14,000,000.00	1.000000	1,952,964.98	1,952,964.98	0.00	-8,986.05	1.000000	1,961,951.03	Manual	1,961,951.03	0.00	8,986.05	8,986.05			
MB27-MBIA TX HERITAGE PARKWAY	AR-0057	State Pool	05/13/20	Open	Fair Value	5.5951	Manual	17,000,000.00	1.000000	523,761.44	523,761.44	0.00	-2,409.95	1.000000	526,171.39	Manual	526,171.39	0.00	2,409.00	2,409.00			
Cadence-Money Market Accts	AR-0058	Money Market	01/31/21	Open	Fair Value	0.2413	Manual	210,194,488.52	1.000000	36,217,438.38	36,217,438.38	0.00	-197,147,864.68	1.000000	233,365,303.06	Manual	233,365,303.06	0.00	8,487.58	8,487.58			
MB28-MBIA GRAND PARKWAY 2021	AR-0059	State Pool	08/02/21	Open	Fair Value	5.5973	Manual	25,000,000.00	1.000000	2,525,021.34	2,525,021.34	0.00	-11,618.21	1.000000	2,536,639.55	Manual	2,536,639.55	0.00	11,618.21	11,618.21			
MB29-MBIA SR LIEN TOLL RD 2021	AR-0060	State Pool	08/02/21	Open	Fair Value	5.5973	Manual	68,000,000.00	1.000000	25,434,019.81	25,434,019.81	0.00	-117,027.92	1.000000	25,551,047.73	Manual	25,551,047.73	0.00	117,027.92	117,027.92			
MB30-MBIA FLOOD PRO DRAINAGE 20	AR-0061	State Pool	08/02/21	Open	Fair Value	5.5952	Manual	10,000,000.00	1.000000	13,079,999.97	13,079,999.97	0.00	190,202.16	1.000000	12,889,797.81	Manual	12,889,797.81	0.00	59,797.84	59,797.84			
MB31-MBIA FBC ASSIST DIST #9	AR-0062	State Pool	03/11/22	Open	Fair Value	5.5973	Manual	2,000,000.00	1.000000	4,202,280.27	4,202,280.27	0.00	2,730,587.52	1.000000	1,471,692.75	Manual	1,471,692.75	0.00	19,412.48	19,412.48			
MB32-MBIA FBC ASSIST DIST #11	AR-0063	State Pool	03/11/22	Open	Fair Value	5.5974	Manual	3,000,000.00	1.000000	8,928,214.29	8,928,214.29	0.00	6,559,133.42	1.000000	2,369,080.87	Manual	2,369,080.87	0.00	40,866.58	40,866.58			
MB36-MBIA FEE OFFICER	AR-0065	State Pool	03/14/22	Open	Fair Value	5.5973	Manual	3,000,000.00	1.000000	2,310,879.28	2,310,879.28	0.00	294.78	1.000000	2,310,584.50	Manual	2,310,584.50	0.00	10,584.50	10,584.50			
MB37-MBIA FBC ASSIST DIST #7	AR-0066	State Pool	03/14/22	Open	Fair Value	5.5974	Manual	1,000,000.00	1.000000	2,889,503.67	2,889,503.67	0.00	1,886,796.57	1.000000	1,002,707.10	Manual	1,002,707.10	0.00	13,203.43	13,203.43			
MB38-MBIA 2020A FBC TAX NOTE	AR-0067	State Pool	03/14/22	Open	Fair Value	5.5973	Manual	2,000,000.00	1.000000	1,203,022.32	1,203,022.32	0.00	-5,535.37	1.000000	1,208,557.69	Manual	1,208,557.69	0.00	5,535.37	5,535.37			
MB39-MBIA 2022 TAX NOTE	AR-0072	State Pool	12/16/22	Open	Fair Value	5.5974	Manual	0.00	1.000000	25,577,276.46	25,577,276.46	0.00	1,313,713.65	1.000000	24,263,562.81	Manual	24,263,562.81	0.00	113,286.35	113,286.35			
MB40-MBIA FBC ASSIST DIST #22	AR-0073	State Pool	12/16/22	Open	Fair Value	5.5975	Manual	1,000,000.00	1.000000	1,402,041.28	1,402,041.28	0.00	993,702.09	1.000000	408,339.19	Manual	408,339.19	0.00	6,297.91	6,297.91			
MB41-MBIA FUND440 CSCD	AR-0074	State Pool	12/16/22	Open	Fair Value	5.5973	Manual	4,000,000.00	1.000000	4,298,914.26	4,298,914.26	0.00	235,441.18	1.000000	4,063,473.08	Manual	4,063,473.08	0.00	19,558.82	19,558.82			
MB42-MBIA FBC ASSIST DIST #10	AR-0075	State Pool	12/16/22	Open	Fair Value	5.5972	Manual	500,000.00	1.000000	1,343,684.75	1,343,684.75	0.00	843,648.78	1.000000	500,035.97	Manual	500,035.97	0.00	6,351.22	6,351.22			
MB43-MBIA LATERAL ROAD	AR-0076	State Pool	12/16/22	Open	Fair Value	5.5974	Manual	1,000,000.00	1.000000	1,405,942.99	1,405,942.99	0.00	1,393,546.16	1.000000	1,239,683.34	Manual	1,239,683.34	0.00	6,453.84	6,453.84			
MB44-MBIA COUNTY LAW LIBRARY	AR-0077	State Pool	12/16/22	Open	Fair Value	5.5974	Manual	1,000,000.00	1.000000	1,147,168.47	1,147,168.47	0.00	944,767.53	1.000000	202,400.94	Manual	202,400.94	0.00	5,2				

Portfolio Position

Ft. Bend County

Effective Interest - Actual Life
Receipts in Period
11/01/23 - 11/30/23

CUSIP	Invest Number	Security Description	Purchase Date	Call Date	Par Value On 11/01/23	Par Value On 11/30/23	Market Val On 11/01/23	Market Val On 11/30/23	Purchase Cost	Sales Proceeds	Original Princ/Cost	Amor Value On 11/01/23	Amor Value On 11/30/23
MB39 - 2022 TAX NOTE													
State Pool													
MB39-MBIA 2022 TAX NOTE	AR-0072	State Pool	12/16/22	Open	<u>25,577,276.46</u>	<u>24,263,562.81</u>	<u>25,577,276.46</u>	<u>24,263,562.81</u>	<u>0.00</u>	<u>0.00</u>	<u>0.00</u>	<u>25,577,276.46</u>	<u>24,263,562.81</u>
State Pool Total					<u>25,577,276.46</u>	<u>24,263,562.81</u>	<u>25,577,276.46</u>	<u>24,263,562.81</u>	<u>0.00</u>	<u>0.00</u>	<u>0.00</u>	<u>25,577,276.46</u>	<u>24,263,562.81</u>
MB39 - 2022 TAX NOTE Total					<u>25,577,276.46</u>	<u>24,263,562.81</u>	<u>25,577,276.46</u>	<u>24,263,562.81</u>	<u>0.00</u>	<u>0.00</u>	<u>0.00</u>	<u>25,577,276.46</u>	<u>24,263,562.81</u>
LO14 - 2023 CERT. OF OBLIGATION													
State Pool													
LO14-LOCIG-2023 CERT OF OB	AR-0080	State Pool	08/09/23	Open	<u>1.81</u>	<u>0.00</u>	<u>1.81</u>	<u>0.00</u>	<u>0.00</u>	<u>0.00</u>	<u>8,000,000.00</u>	<u>1.81</u>	<u>0.00</u>
State Pool Total					<u>1.81</u>	<u>0.00</u>	<u>1.81</u>	<u>0.00</u>	<u>0.00</u>	<u>0.00</u>	<u>8,000,000.00</u>	<u>1.81</u>	<u>0.00</u>
LO14 - 2023 CERT. OF OBLIGATION Total					<u>1.81</u>	<u>0.00</u>	<u>1.81</u>	<u>0.00</u>	<u>0.00</u>	<u>0.00</u>	<u>8,000,000.00</u>	<u>1.81</u>	<u>0.00</u>
LO13 - 2023 MOBILITY PROJECT													
State Pool													
LO13-Logic-2023 MOBILITY PROJ	AR-0079	State Pool	08/09/23	Open	<u>6,836,463.40</u>	<u>792,941.97</u>	<u>6,836,463.40</u>	<u>792,941.97</u>	<u>0.00</u>	<u>0.00</u>	<u>20,000,000.00</u>	<u>6,836,463.40</u>	<u>792,941.97</u>
State Pool Total					<u>6,836,463.40</u>	<u>792,941.97</u>	<u>6,836,463.40</u>	<u>792,941.97</u>	<u>0.00</u>	<u>0.00</u>	<u>20,000,000.00</u>	<u>6,836,463.40</u>	<u>792,941.97</u>
LO13 - 2023 MOBILITY PROJECT Total					<u>6,836,463.40</u>	<u>792,941.97</u>	<u>6,836,463.40</u>	<u>792,941.97</u>	<u>0.00</u>	<u>0.00</u>	<u>20,000,000.00</u>	<u>6,836,463.40</u>	<u>792,941.97</u>
MB41 - 440V SUPERVISION													
State Pool													
MB41-MBIA FUND440 CSCD	AR-0074	State Pool	12/16/22	Open	<u>4,298,914.26</u>	<u>4,063,473.08</u>	<u>4,298,914.26</u>	<u>4,063,473.08</u>	<u>0.00</u>	<u>0.00</u>	<u>4,000,000.00</u>	<u>4,298,914.26</u>	<u>4,063,473.08</u>
State Pool Total					<u>4,298,914.26</u>	<u>4,063,473.08</u>	<u>4,298,914.26</u>	<u>4,063,473.08</u>	<u>0.00</u>	<u>0.00</u>	<u>4,000,000.00</u>	<u>4,298,914.26</u>	<u>4,063,473.08</u>
MB41 - 440V SUPERVISION Total					<u>4,298,914.26</u>	<u>4,063,473.08</u>	<u>4,298,914.26</u>	<u>4,063,473.08</u>	<u>0.00</u>	<u>0.00</u>	<u>4,000,000.00</u>	<u>4,298,914.26</u>	<u>4,063,473.08</u>
MB46 - ALIANA MGMT DIST AGREEMENT													
State Pool													
MB46-MBIA ALIANA MGMT DIST AGRE	AR-0082	State Pool	08/17/23	Open	<u>435,488.08</u>	<u>437,491.87</u>	<u>435,488.08</u>	<u>437,491.87</u>	<u>0.00</u>	<u>0.00</u>	<u>500,000.00</u>	<u>435,488.08</u>	<u>437,491.87</u>
State Pool Total					<u>435,488.08</u>	<u>437,491.87</u>	<u>435,488.08</u>	<u>437,491.87</u>	<u>0.00</u>	<u>0.00</u>	<u>500,000.00</u>	<u>435,488.08</u>	<u>437,491.87</u>
MB46 - ALIANA MGMT DIST AGREEMENT Total					<u>435,488.08</u>	<u>437,491.87</u>	<u>435,488.08</u>	<u>437,491.87</u>	<u>0.00</u>	<u>0.00</u>	<u>500,000.00</u>	<u>435,488.08</u>	<u>437,491.87</u>
MB47 - ASSET FORF. TASK STATE													
State Pool													
MB47-MBIA ASSET FORF TASK STATE	AR-0083	State Pool	08/17/23	Open	<u>412,309.04</u>	<u>714,849.92</u>	<u>412,309.04</u>	<u>714,849.92</u>	<u>0.00</u>	<u>0.00</u>	<u>3,000,000.00</u>	<u>412,309.04</u>	<u>714,849.92</u>
State Pool Total					<u>412,309.04</u>	<u>714,849.92</u>	<u>412,309.04</u>	<u>714,849.92</u>	<u>0.00</u>	<u>0.00</u>	<u>3,000,000.00</u>	<u>412,309.04</u>	<u>714,849.92</u>
MB47 - ASSET FORF. TASK STATE Total					<u>412,309.04</u>	<u>714,849.92</u>	<u>412,309.04</u>	<u>714,849.92</u>	<u>0.00</u>	<u>0.00</u>	<u>3,000,000.00</u>	<u>412,309.04</u>	<u>714,849.92</u>
130 - Assistance Dist #1													
State Pool													
MB13-MBIA ASSISTANCE DIST #1	AR-0042	State Pool	08/31/16	Open	<u>17,032,076.72</u>	<u>4,310,875.20</u>	<u>17,032,076.72</u>	<u>4,310,875.20</u>	<u>0.00</u>	<u>0.00</u>	<u>10,000,000.00</u>	<u>17,032,076.72</u>	<u>4,310,875.20</u>
State Pool Total					<u>17,032,076.72</u>	<u>4,310,875.20</u>	<u>17,032,076.72</u>	<u>4,310,875.20</u>	<u>0.00</u>	<u>0.00</u>	<u>10,000,000.00</u>	<u>17,032,076.72</u>	<u>4,310,875.20</u>
130 - Assistance Dist #1 Total					<u>17,032,076.72</u>	<u>4,310,875.20</u>	<u>17,032,076.72</u>	<u>4,310,875.20</u>	<u>0.00</u>	<u>0.00</u>	<u>10,000,000.00</u>	<u>17,032,076.72</u>	<u>4,310,875.20</u>
MB48 - DA ASSET FORF. STATE													
State Pool													
MB48-MBIA DA ASSET FORF.STATE	AR-0084	State Pool	08/17/23	Open	<u>859,838.05</u>	<u>1,264,652.68</u>	<u>859,838.05</u>	<u>1,264,652.68</u>	<u>0.00</u>	<u>0.00</u>	<u>850,000.00</u>	<u>859,838.05</u>	<u>1,264,652.68</u>
State Pool Total					<u>859,838.05</u>	<u>1,264,652.68</u>	<u>859,838.05</u>	<u>1,264,652.68</u>	<u>0.00</u>	<u>0.00</u>	<u>850,000.00</u>	<u>859,838.05</u>	<u>1,264,652.68</u>
MB48 - DA ASSET FORF. STATE Total					<u>859,838.05</u>	<u>1,264,652.68</u>	<u>859,838.05</u>	<u>1,264,652.68</u>	<u>0.00</u>	<u>0.00</u>	<u>850,000.00</u>	<u>859,838.05</u>	<u>1,264,652.68</u>
145 - ESD 100 Agreement													
State Pool													
MB12-MBIA ESD 100 AGREEMENT	AR-0041	State Pool	08/31/16	Open	<u>13,617,178.75</u>	<u>3,678,302.39</u>	<u>13,617,178.75</u>	<u>3,678,302.39</u>	<u>0.00</u>	<u>0.00</u>	<u>3,900,000.00</u>	<u>13,617,178.75</u>	<u>3,678,302.39</u>
State Pool Total					<u>13,617,178.75</u>	<u>3,678,302.39</u>	<u>13,617,178.75</u>	<u>3,678,302.39</u>	<u>0.00</u>	<u>0.00</u>	<u>3,900,000.00</u>	<u>13,617,178.75</u>	<u>3,678,302.39</u>
145 - ESD 100 Agreement Total					<u>13,617,178.75</u>	<u>3,678,302.39</u>	<u>13,617,178.75</u>	<u>3,678,302.39</u>	<u>0.00</u>	<u>0.00</u>	<u>3,900,000.00</u>	<u>13,617,178.75</u>	<u>3,678,302.39</u>
MB42 - FBC ASSIST DIST #10													
State Pool													
MB42-MBIA FBC ASSIST DIST #10	AR-0075	State Pool	12/16/22	Open	<u>1,343,684.75</u>	<u>500,035.97</u>	<u>1,343,684.75</u>	<u>500,035.97</u>	<u>0.00</u>	<u>0.00</u>	<u>500,000.00</u>	<u>1,343,684.75</u>	<u>500,035.97</u>
State Pool Total					<u>1,343,684.75</u>	<u>500,035.97</u>	<u>1,343,684.75</u>	<u>500,035.97</u>	<u>0.00</u>	<u>0.00</u>	<u>500,000.00</u>	<u>1,343,684.75</u>	<u>500,035.97</u>

Portfolio Position

Ft. Bend County

Effective Interest - Actual Life
Receipts in Period
11/01/23 - 11/30/23

CUSIP	Invest Number	Security Description	Purchase Date	Call Date	Par Value On 11/01/23	Par Value On 11/30/23	Market Val On 11/01/23	Market Val On 11/30/23	Purchase Cost	Sales Proceeds	Original Princ/Cost	Amor Value On 11/01/23	Amor Value On 11/30/23
MB42 - FBC ASSIST DIST #10 Total					<u>1,343,684.75</u>	<u>500,035.97</u>	<u>1,343,684.75</u>	<u>500,035.97</u>	<u>0.00</u>	<u>0.00</u>	<u>500,000.00</u>	<u>1,343,684.75</u>	<u>500,035.97</u>
MB40 - FBC ASSIST DIST #22													
State Pool													
MB40-MBIA FBC ASSIST DIST #22	AR-0073	State Pool	12/16/22	Open	1,402,041.28	408,339.19	1,402,041.28	408,339.19	0.00	0.00	1,000,000.00	1,402,041.28	408,339.19
State Pool Total					<u>1,402,041.28</u>	<u>408,339.19</u>	<u>1,402,041.28</u>	<u>408,339.19</u>	<u>0.00</u>	<u>0.00</u>	<u>1,000,000.00</u>	<u>1,402,041.28</u>	<u>408,339.19</u>
MB40 - FBC ASSIST DIST #22 Total					<u>1,402,041.28</u>	<u>408,339.19</u>	<u>1,402,041.28</u>	<u>408,339.19</u>	<u>0.00</u>	<u>0.00</u>	<u>1,000,000.00</u>	<u>1,402,041.28</u>	<u>408,339.19</u>
MB45 - FBC ASSIST DISTRICT #5													
State Pool													
MB45-MBIA ASSIST. DISTRICT #5	AR-0081	State Pool	08/17/23	Open	758,111.12	831,749.56	758,111.12	831,749.56	0.00	0.00	600,000.00	758,111.12	831,749.56
State Pool Total					<u>758,111.12</u>	<u>831,749.56</u>	<u>758,111.12</u>	<u>831,749.56</u>	<u>0.00</u>	<u>0.00</u>	<u>600,000.00</u>	<u>758,111.12</u>	<u>831,749.56</u>
MB45 - FBC ASSIST DISTRICT #5 Total					<u>758,111.12</u>	<u>831,749.56</u>	<u>758,111.12</u>	<u>831,749.56</u>	<u>0.00</u>	<u>0.00</u>	<u>600,000.00</u>	<u>758,111.12</u>	<u>831,749.56</u>
MB49 - FBC ASSIST. DISTRICT #16													
State Pool													
MB49-FBC ASSIST. DIST #16	AR-0085	State Pool	08/17/23	Open	526,927.56	516,322.18	526,927.56	516,322.18	0.00	0.00	700,000.00	526,927.56	516,322.18
State Pool Total					<u>526,927.56</u>	<u>516,322.18</u>	<u>526,927.56</u>	<u>516,322.18</u>	<u>0.00</u>	<u>0.00</u>	<u>700,000.00</u>	<u>526,927.56</u>	<u>516,322.18</u>
MB49 - FBC ASSIST. DISTRICT #16 Total					<u>526,927.56</u>	<u>516,322.18</u>	<u>526,927.56</u>	<u>516,322.18</u>	<u>0.00</u>	<u>0.00</u>	<u>700,000.00</u>	<u>526,927.56</u>	<u>516,322.18</u>
MB43 - FBC LATERAL ROAD													
State Pool													
MB43-MBIA LATERAL ROAD	AR-0076	State Pool	12/16/22	Open	1,405,942.99	12,396.83	1,405,942.99	12,396.83	0.00	0.00	1,000,000.00	1,405,942.99	12,396.83
State Pool Total					<u>1,405,942.99</u>	<u>12,396.83</u>	<u>1,405,942.99</u>	<u>12,396.83</u>	<u>0.00</u>	<u>0.00</u>	<u>1,000,000.00</u>	<u>1,405,942.99</u>	<u>12,396.83</u>
MB43 - FBC LATERAL ROAD Total					<u>1,405,942.99</u>	<u>12,396.83</u>	<u>1,405,942.99</u>	<u>12,396.83</u>	<u>0.00</u>	<u>0.00</u>	<u>1,000,000.00</u>	<u>1,405,942.99</u>	<u>12,396.83</u>
MB44 - FBC LAW LIBRARY													
State Pool													
MB44-MBIA COUNTY LAW LIBRARY	AR-0077	State Pool	12/16/22	Open	1,147,168.47	202,400.94	1,147,168.47	202,400.94	0.00	0.00	1,000,000.00	1,147,168.47	202,400.94
State Pool Total					<u>1,147,168.47</u>	<u>202,400.94</u>	<u>1,147,168.47</u>	<u>202,400.94</u>	<u>0.00</u>	<u>0.00</u>	<u>1,000,000.00</u>	<u>1,147,168.47</u>	<u>202,400.94</u>
MB44 - FBC LAW LIBRARY Total					<u>1,147,168.47</u>	<u>202,400.94</u>	<u>1,147,168.47</u>	<u>202,400.94</u>	<u>0.00</u>	<u>0.00</u>	<u>1,000,000.00</u>	<u>1,147,168.47</u>	<u>202,400.94</u>
810 - FBC Toll Road Operations													
State Pool													
TT02-TX TERM Toll Rd. Operation	AR-0024	State Pool	11/01/08	Open	0.00	0.00	0.00	0.00	0.00	0.00	0.00	0.00	0.00
State Pool Total					<u>0.00</u>	<u>0.00</u>	<u>0.00</u>	<u>0.00</u>	<u>0.00</u>	<u>0.00</u>	<u>0.00</u>	<u>0.00</u>	<u>0.00</u>
810 - FBC Toll Road Operations Total					<u>0.00</u>	<u>0.00</u>	<u>0.00</u>	<u>0.00</u>	<u>0.00</u>	<u>0.00</u>	<u>0.00</u>	<u>0.00</u>	<u>0.00</u>
815 - Grand Parkway Operations													
State Pool													
MB14-MBIA GR PARKWAY OPERATIONS	AR-0043	State Pool	08/31/16	Open	73,864,773.34	20,214,768.70	73,864,773.34	20,214,768.70	0.00	0.00	8,500,000.00	73,864,773.34	20,214,768.70
State Pool Total					<u>73,864,773.34</u>	<u>20,214,768.70</u>	<u>73,864,773.34</u>	<u>20,214,768.70</u>	<u>0.00</u>	<u>0.00</u>	<u>8,500,000.00</u>	<u>73,864,773.34</u>	<u>20,214,768.70</u>
815 - Grand Parkway Operations Total					<u>73,864,773.34</u>	<u>20,214,768.70</u>	<u>73,864,773.34</u>	<u>20,214,768.70</u>	<u>0.00</u>	<u>0.00</u>	<u>8,500,000.00</u>	<u>73,864,773.34</u>	<u>20,214,768.70</u>
LO10 - LOGIC COUNTYS CARES ACT													
State Pool													
LO10-LOGIC-COUNTY'S CARE ACT	AR-0047	State Pool	05/12/20	Open	2,022.92	4.63	2,022.92	4.63	0.00	0.00	67,000,000.00	2,022.92	4.63
State Pool Total					<u>2,022.92</u>	<u>4.63</u>	<u>2,022.92</u>	<u>4.63</u>	<u>0.00</u>	<u>0.00</u>	<u>67,000,000.00</u>	<u>2,022.92</u>	<u>4.63</u>
LO10 - LOGIC COUNTYS CARES ACT Total					<u>2,022.92</u>	<u>4.63</u>	<u>2,022.92</u>	<u>4.63</u>	<u>0.00</u>	<u>0.00</u>	<u>67,000,000.00</u>	<u>2,022.92</u>	<u>4.63</u>
LOG5 - LOGIC DRAINAGE													
State Pool													
LOG5-Logic-Drainage	AR-0032	State Pool	11/10/08	Open	818,358.50	822,098.17	818,358.50	822,098.17	0.00	0.00	500,000.00	818,358.50	822,098.17
State Pool Total					<u>818,358.50</u>	<u>822,098.17</u>	<u>818,358.50</u>	<u>822,098.17</u>	<u>0.00</u>	<u>0.00</u>	<u>500,000.00</u>	<u>818,358.50</u>	<u>822,098.17</u>
LOG5 - LOGIC DRAINAGE Total					<u>818,358.50</u>	<u>822,098.17</u>	<u>818,358.50</u>	<u>822,098.17</u>	<u>0.00</u>	<u>0.00</u>	<u>500,000.00</u>	<u>818,358.50</u>	<u>822,098.17</u>
LOG1 - LOGIC GENERAL													
State Pool													
LOG1-Logic- General	AR-0028	State Pool	11/10/08	Open	14,356,493.93	14,422,101.04	14,356,493.93	14,422,101.04	0.00	0.00	10,000,000.00	14,356,493.93	14,422,101.04

Portfolio Position

Ft. Bend County

Effective Interest - Actual Life
Receipts in Period
11/01/23 - 11/30/23

CUSIP	Invest Number	Security Description	Purchase Date	Call Date	Par Value On 11/01/23	Par Value On 11/30/23	Market Val On 11/01/23	Market Val On 11/30/23	Purchase Cost	Sales Proceeds	Original Princ/Cost	Amor Value On 11/01/23	Amor Value On 11/30/23
State Pool													
MB29-MBIA SR LIEN TOLL RD 2021	AR-0060	State Pool	08/02/21	Open	<u>25,434,019.81</u>	<u>25,551,047.73</u>	<u>25,434,019.81</u>	<u>25,551,047.73</u>	<u>0.00</u>	<u>0.00</u>	<u>68,000,000.00</u>	<u>25,434,019.81</u>	<u>25,551,047.73</u>
State Pool Total					<u>25,434,019.81</u>	<u>25,551,047.73</u>	<u>25,434,019.81</u>	<u>25,551,047.73</u>	<u>0.00</u>	<u>0.00</u>	<u>68,000,000.00</u>	<u>25,434,019.81</u>	<u>25,551,047.73</u>
MB29 - MBIA Sr Lien 2021 Total					<u>25,434,019.81</u>	<u>25,551,047.73</u>	<u>25,434,019.81</u>	<u>25,551,047.73</u>	<u>0.00</u>	<u>0.00</u>	<u>68,000,000.00</u>	<u>25,434,019.81</u>	<u>25,551,047.73</u>
MB06 - MBIA TOLL RD OPERATIONS													
State Pool													
MB06-MBIA Toll Rd. Operations	AR-0019	State Pool	11/01/08	Open	<u>102,726,637.07</u>	<u>45,715,029.71</u>	<u>102,726,637.07</u>	<u>45,715,029.71</u>	<u>0.00</u>	<u>0.00</u>	<u>3,143,377.27</u>	<u>102,726,637.07</u>	<u>45,715,029.71</u>
State Pool Total					<u>102,726,637.07</u>	<u>45,715,029.71</u>	<u>102,726,637.07</u>	<u>45,715,029.71</u>	<u>0.00</u>	<u>0.00</u>	<u>3,143,377.27</u>	<u>102,726,637.07</u>	<u>45,715,029.71</u>
MB06 - MBIA TOLL RD OPERATIONS Total					<u>102,726,637.07</u>	<u>45,715,029.71</u>	<u>102,726,637.07</u>	<u>45,715,029.71</u>	<u>0.00</u>	<u>0.00</u>	<u>3,143,377.27</u>	<u>102,726,637.07</u>	<u>45,715,029.71</u>
MB27 - MBIA TX HERITAGE PARKWAY 2020													
State Pool													
MB27-MBIA TX HERITAGE PARKWAY	AR-0057	State Pool	05/13/20	Open	<u>523,761.44</u>	<u>526,171.39</u>	<u>523,761.44</u>	<u>526,171.39</u>	<u>0.00</u>	<u>0.00</u>	<u>17,000,000.00</u>	<u>523,761.44</u>	<u>526,171.39</u>
State Pool Total					<u>523,761.44</u>	<u>526,171.39</u>	<u>523,761.44</u>	<u>526,171.39</u>	<u>0.00</u>	<u>0.00</u>	<u>17,000,000.00</u>	<u>523,761.44</u>	<u>526,171.39</u>
MB27 - MBIA TX HERITAGE PARKWAY 2020 Total					<u>523,761.44</u>	<u>526,171.39</u>	<u>523,761.44</u>	<u>526,171.39</u>	<u>0.00</u>	<u>0.00</u>	<u>17,000,000.00</u>	<u>523,761.44</u>	<u>526,171.39</u>
MB28 - MBIAGrand Parkway 2021													
State Pool													
MB28-MBIA GRAND PARKWAY 2021	AR-0059	State Pool	08/02/21	Open	<u>2,525,021.34</u>	<u>2,536,639.55</u>	<u>2,525,021.34</u>	<u>2,536,639.55</u>	<u>0.00</u>	<u>0.00</u>	<u>25,000,000.00</u>	<u>2,525,021.34</u>	<u>2,536,639.55</u>
State Pool Total					<u>2,525,021.34</u>	<u>2,536,639.55</u>	<u>2,525,021.34</u>	<u>2,536,639.55</u>	<u>0.00</u>	<u>0.00</u>	<u>25,000,000.00</u>	<u>2,525,021.34</u>	<u>2,536,639.55</u>
MB28 - MBIAGrand Parkway 2021 Total					<u>2,525,021.34</u>	<u>2,536,639.55</u>	<u>2,525,021.34</u>	<u>2,536,639.55</u>	<u>0.00</u>	<u>0.00</u>	<u>25,000,000.00</u>	<u>2,525,021.34</u>	<u>2,536,639.55</u>
TT05 - TEXAS TERM DRAINAGE													
State Pool													
TT05-TX TERM Drainage	AR-0027	State Pool	11/01/08	Open	<u>375.48</u>	<u>377.14</u>	<u>375.48</u>	<u>377.14</u>	<u>0.00</u>	<u>0.00</u>	<u>109,774.61</u>	<u>375.48</u>	<u>377.14</u>
State Pool Total					<u>375.48</u>	<u>377.14</u>	<u>375.48</u>	<u>377.14</u>	<u>0.00</u>	<u>0.00</u>	<u>109,774.61</u>	<u>375.48</u>	<u>377.14</u>
TT05 - TEXAS TERM DRAINAGE Total					<u>375.48</u>	<u>377.14</u>	<u>375.48</u>	<u>377.14</u>	<u>0.00</u>	<u>0.00</u>	<u>109,774.61</u>	<u>375.48</u>	<u>377.14</u>
TT00 - TEXAS TERM GENERAL													
State Pool													
TT00-TX TERM General	AR-0022	State Pool	11/01/08	Open	<u>1,135.19</u>	<u>1,140.20</u>	<u>1,135.19</u>	<u>1,140.20</u>	<u>0.00</u>	<u>0.00</u>	<u>10,006,437.87</u>	<u>1,135.19</u>	<u>1,140.20</u>
State Pool Total					<u>1,135.19</u>	<u>1,140.20</u>	<u>1,135.19</u>	<u>1,140.20</u>	<u>0.00</u>	<u>0.00</u>	<u>10,006,437.87</u>	<u>1,135.19</u>	<u>1,140.20</u>
TT00 - TEXAS TERM GENERAL Total					<u>1,135.19</u>	<u>1,140.20</u>	<u>1,135.19</u>	<u>1,140.20</u>	<u>0.00</u>	<u>0.00</u>	<u>10,006,437.87</u>	<u>1,135.19</u>	<u>1,140.20</u>
TT04 - TEXAS TERM ROAD & BRIDGE													
State Pool													
TT04-TX TERM Road & Bridge	AR-0026	State Pool	11/01/08	Open	<u>1,131.80</u>	<u>1,136.79</u>	<u>1,131.80</u>	<u>1,136.79</u>	<u>0.00</u>	<u>0.00</u>	<u>10,463.28</u>	<u>1,131.80</u>	<u>1,136.79</u>
State Pool Total					<u>1,131.80</u>	<u>1,136.79</u>	<u>1,131.80</u>	<u>1,136.79</u>	<u>0.00</u>	<u>0.00</u>	<u>10,463.28</u>	<u>1,131.80</u>	<u>1,136.79</u>
TT04 - TEXAS TERM ROAD & BRIDGE Total					<u>1,131.80</u>	<u>1,136.79</u>	<u>1,131.80</u>	<u>1,136.79</u>	<u>0.00</u>	<u>0.00</u>	<u>10,463.28</u>	<u>1,131.80</u>	<u>1,136.79</u>
TT02 - TEXAS TERM TOLL OPERATIONS													
State Pool													
TT02-TX TERM Toll Rd. Operation	AR-0024	State Pool	11/01/08	Open	<u>1,133.86</u>	<u>1,138.86</u>	<u>1,133.86</u>	<u>1,138.86</u>	<u>0.00</u>	<u>0.00</u>	<u>0.00</u>	<u>1,133.86</u>	<u>1,138.86</u>
State Pool Total					<u>1,133.86</u>	<u>1,138.86</u>	<u>1,133.86</u>	<u>1,138.86</u>	<u>0.00</u>	<u>0.00</u>	<u>0.00</u>	<u>1,133.86</u>	<u>1,138.86</u>
TT02 - TEXAS TERM TOLL OPERATIONS Total					<u>1,133.86</u>	<u>1,138.86</u>	<u>1,133.86</u>	<u>1,138.86</u>	<u>0.00</u>	<u>0.00</u>	<u>0.00</u>	<u>1,133.86</u>	<u>1,138.86</u>
09 - Temporary Holding													
Money Market													
Cadence-Money Market Accts	AR-0058	Money Market	01/31/21	Open	<u>36,217,438.38</u>	<u>233,365,303.06</u>	<u>36,217,438.38</u>	<u>233,365,303.06</u>	<u>0.00</u>	<u>0.00</u>	<u>210,194,488.52</u>	<u>36,217,438.38</u>	<u>233,365,303.06</u>
Money Market Total					<u>36,217,438.38</u>	<u>233,365,303.06</u>	<u>36,217,438.38</u>	<u>233,365,303.06</u>	<u>0.00</u>	<u>0.00</u>	<u>210,194,488.52</u>	<u>36,217,438.38</u>	<u>233,365,303.06</u>
09 - Temporary Holding Total					<u>36,217,438.38</u>	<u>233,365,303.06</u>	<u>36,217,438.38</u>	<u>233,365,303.06</u>	<u>0.00</u>	<u>0.00</u>	<u>210,194,488.52</u>	<u>36,217,438.38</u>	<u>233,365,303.06</u>
2700 - US Bank													
Cash													
MB45-U S Bank	AR-0078	Balance Account	06/20/23	01/31/24	<u>112,000,000.00</u>	<u>114,856,000.83</u>	<u>112,000,000.00</u>	<u>114,856,000.83</u>	<u>0.00</u>	<u>0.00</u>	<u>112,000,000.00</u>	<u>112,000,000.00</u>	<u>114,856,000.83</u>
Cash Total					<u>112,000,000.00</u>	<u>114,856,000.83</u>	<u>112,000,000.00</u>	<u>114,856,000.83</u>	<u>0.00</u>	<u>0.00</u>	<u>112,000,000.00</u>	<u>112,000,000.00</u>	<u>114,856,000.83</u>
2700 - US Bank Total					<u>112,000,000.00</u>	<u>114,856,000.83</u>	<u>112,000,000.00</u>	<u>114,856,000.83</u>	<u>0.00</u>	<u>0.00</u>	<u>112,000,000.00</u>	<u>112,000,000.00</u>	<u>114,856,000.83</u>

Portfolio Position

Ft. Bend County

Effective Interest - Actual Life
Receipts in Period
11/01/23 - 11/30/23

CUSIP	Invest Number	Security Description	Purchase Date	Call Date	Par Value On 11/01/23	Par Value On 11/30/23	Market Val On 11/01/23	Market Val On 11/30/23	Purchase Cost	Sales Proceeds	Original Princ/Cost	Amor Value On 11/01/23	Amor Value On 11/30/23
Combined Port													
Cash													
MB45-U S Bank	AR-0078	Balance Account	06/20/23	01/31/24	<u>112,000,000.00</u>	<u>114,856,000.83</u>	<u>112,000,000.00</u>	<u>114,856,000.83</u>	<u>0.00</u>	<u>0.00</u>	<u>112,000,000.00</u>	<u>112,000,000.00</u>	<u>114,856,000.83</u>
Cash Total					112,000,000.00	114,856,000.83	112,000,000.00	114,856,000.83	0.00	0.00	112,000,000.00	112,000,000.00	114,856,000.83
Money Market													
Cadence-Money Market Accts	AR-0058	Money Market	01/31/21	Open	<u>36,217,438.38</u>	<u>233,365,303.06</u>	<u>36,217,438.38</u>	<u>233,365,303.06</u>	<u>0.00</u>	<u>0.00</u>	<u>210,194,488.52</u>	<u>36,217,438.38</u>	<u>233,365,303.06</u>
Money Market Total					36,217,438.38	233,365,303.06	36,217,438.38	233,365,303.06	0.00	0.00	210,194,488.52	36,217,438.38	233,365,303.06
State Pool													
LO10-LOGIC-COUNTY'S CARE ACT	AR-0047	State Pool	05/12/20	Open	2,022.92	4.63	2,022.92	4.63	0.00	0.00	67,000,000.00	2,022.92	4.63
LO13-Logic-2023 MOBILITY PROJ	AR-0079	State Pool	08/09/23	Open	6,836,463.40	792,941.97	6,836,463.40	792,941.97	0.00	0.00	20,000,000.00	6,836,463.40	792,941.97
LO14-LOCIG-2023 CERT OF OB	AR-0080	State Pool	08/09/23	Open	1.81	0.00	1.81	0.00	0.00	0.00	8,000,000.00	1.81	0.00
LOG1-Logic- General	AR-0028	State Pool	11/10/08	Open	14,356,493.93	14,422,101.04	14,356,493.93	14,422,101.04	0.00	0.00	10,000,000.00	14,356,493.93	14,422,101.04
LOG2-Logic-Toll Rd.Operations	AR-0029	State Pool	11/10/08	Open	14,352,126.45	14,417,711.79	14,352,126.45	14,417,711.79	0.00	0.00	2,000,000.00	14,352,126.45	14,417,711.79
LOG5-Logic-Drainage	AR-0032	State Pool	11/10/08	Open	818,358.50	822,098.17	818,358.50	822,098.17	0.00	0.00	500,000.00	818,358.50	822,098.17
LOG8-Logic-Road & Bridge	AR-0035	State Pool	11/10/08	Open	1,790,737.51	1,798,920.69	1,790,737.51	1,798,920.69	0.00	0.00	1,000,000.00	1,790,737.51	1,798,920.69
MB02-MBIA General	AR-0015	State Pool	11/01/08	Open	25,566,848.17	1,409,512.10	25,566,848.17	1,409,512.10	0.00	0.00	17,374,917.83	25,566,848.17	1,409,512.10
MB03-MBIA Road & Bridge	AR-0016	State Pool	11/01/08	Open	2,220,887.38	1,178,568.40	2,220,887.38	1,178,568.40	0.00	0.00	2,856,438.24	2,220,887.38	1,178,568.40
MB04-MBIA Drainage	AR-0017	State Pool	11/01/08	Open	3,652,409.93	2,857,242.12	3,652,409.93	2,857,242.12	0.00	0.00	1,267,218.21	3,652,409.93	2,857,242.12
MB06-MBIA Toll Rd. Operations	AR-0019	State Pool	11/01/08	Open	102,726,637.07	45,715,029.71	102,726,637.07	45,715,029.71	0.00	0.00	3,143,377.27	102,726,637.07	45,715,029.71
MB12-MBIA ESD 100 AGREEMENT	AR-0041	State Pool	08/31/16	Open	13,617,178.75	3,678,302.39	13,617,178.75	3,678,302.39	0.00	0.00	3,900,000.00	13,617,178.75	3,678,302.39
MB13-MBIA ASSISTANCE DIST #1	AR-0042	State Pool	08/31/16	Open	17,032,076.72	4,310,875.20	17,032,076.72	4,310,875.20	0.00	0.00	10,000,000.00	17,032,076.72	4,310,875.20
MB14-MBIA GR PARKWAY OPERATIONS	AR-0043	State Pool	08/31/16	Open	73,864,773.34	20,214,768.70	73,864,773.34	20,214,768.70	0.00	0.00	8,500,000.00	73,864,773.34	20,214,768.70
MB18-MBIA COUNTY'S CARES ACT	AR-0048	State Pool	05/12/20	Open	47,049,924.07	26,761,820.32	47,049,924.07	26,761,820.32	0.00	0.00	67,000,000.00	47,049,924.07	26,761,820.32
MB19-MBIA FBC ASSIST. DIST. #2	AR-0049	State Pool	05/13/20	Open	11,600,242.89	3,103,204.95	11,600,242.89	3,103,204.95	0.00	0.00	2,500,000.00	11,600,242.89	3,103,204.95
MB20- MBIA FBC ASSIST. DIST. #4	AR-0050	State Pool	05/13/20	Open	3,084,190.32	1,052,916.26	3,084,190.32	1,052,916.26	0.00	0.00	1,250,000.00	3,084,190.32	1,052,916.26
MB21-MBIA FBC ASSIST. DIST. #6	AR-0051	State Pool	05/13/20	Open	3,825,554.36	622,359.93	3,825,554.36	622,359.93	0.00	0.00	2,000,000.00	3,825,554.36	622,359.93
MB23-MBIA JUVENILE	AR-0053	State Pool	05/13/20	Open	1,919,648.11	1,443,287.03	1,919,648.11	1,443,287.03	0.00	0.00	8,000,000.00	1,919,648.11	1,443,287.03
MB24-MBIA DEBT SERVICE	AR-0054	State Pool	05/13/20	Open	11,494,219.00	10,544,807.39	11,494,219.00	10,544,807.39	0.00	0.00	21,000,000.00	11,494,219.00	10,544,807.39
MB25-MBIA DRAINAGE DEBT SERVICE	AR-0055	State Pool	05/13/20	Open	4,270,280.40	4,289,928.94	4,270,280.40	4,289,928.94	0.00	0.00	1,000,000.00	4,270,280.40	4,289,928.94
MB26-FACILITIES BOND 2018	AR-0056	State Pool	05/13/20	Open	1,952,964.98	1,961,951.03	1,952,964.98	1,961,951.03	0.00	0.00	14,000,000.00	1,952,964.98	1,961,951.03
MB27-MBIA TX HERITAGE PARKWAY	AR-0057	State Pool	05/13/20	Open	523,761.44	526,171.39	523,761.44	526,171.39	0.00	0.00	17,000,000.00	523,761.44	526,171.39
MB28-MBIA GRAND PARKWAY 2021	AR-0059	State Pool	08/02/21	Open	2,525,021.34	2,536,639.55	2,525,021.34	2,536,639.55	0.00	0.00	25,000,000.00	2,525,021.34	2,536,639.55
MB29-MBIA SR LIEN TOLL RD 2021	AR-0060	State Pool	08/02/21	Open	25,434,019.81	25,551,047.73	25,434,019.81	25,551,047.73	0.00	0.00	68,000,000.00	25,434,019.81	25,551,047.73
MB30-MBIA FLOOD PRO DRAINAGE 20	AR-0061	State Pool	08/02/21	Open	13,079,999.97	12,889,797.81	13,079,999.97	12,889,797.81	0.00	0.00	10,000,000.00	13,079,999.97	12,889,797.81
MB31-MBIA FBC ASSIST DIST #9	AR-0062	State Pool	03/11/22	Open	4,202,280.27	1,471,692.75	4,202,280.27	1,471,692.75	0.00	0.00	2,000,000.00	4,202,280.27	1,471,692.75
MB32-MBIA FBC ASSIST DIST #11	AR-0063	State Pool	03/11/22	Open	8,928,214.29	2,369,080.87	8,928,214.29	2,369,080.87	0.00	0.00	3,000,000.00	8,928,214.29	2,369,080.87
MB36-MBIA FEE OFFICER	AR-0065	State Pool	03/14/22	Open	2,310,879.28	2,310,584.50	2,310,879.28	2,310,584.50	0.00	0.00	3,000,000.00	2,310,879.28	2,310,584.50
MB37-MBIA FBC ASSIST DIST #7	AR-0066	State Pool	03/14/22	Open	2,889,503.67	1,002,707.10	2,889,503.67	1,002,707.10	0.00	0.00	1,000,000.00	2,889,503.67	1,002,707.10
MB38-MBIA 2020A FBC TAX NOTE	AR-0067	State Pool	03/14/22	Open	1,203,022.32	1,208,557.69	1,203,022.32	1,208,557.69	0.00	0.00	2,000,000.00	1,203,022.32	1,208,557.69
MB39-MBIA 2022 TAX NOTE	AR-0072	State Pool	12/16/22	Open	25,577,276.46	24,263,562.81	25,577,276.46	24,263,562.81	0.00	0.00	0.00	25,577,276.46	24,263,562.81
MB40-MBIA FBC ASSIST DIST #22	AR-0073	State Pool	12/16/22	Open	1,402,041.28	408,339.19	1,402,041.28	408,339.19	0.00	0.00	1,000,000.00	1,402,041.28	408,339.19
MB41-MBIA FUND440 CSCD	AR-0074	State Pool	12/16/22	Open	4,298,914.26	4,063,473.08	4,298,914.26	4,063,473.08	0.00	0.00	4,000,000.00	4,298,914.26	4,063,473.08
MB42-MBIA FBC ASSIST DIST #10	AR-0075	State Pool	12/16/22	Open	1,343,684.75	500,035.97	1,343,684.75	500,035.97	0.00	0.00	500,000.00	1,343,684.75	500,035.97
MB43-MBIA LATERAL ROAD	AR-0076	State Pool	12/16/22	Open	1,405,942.99	12,396.83	1,405,942.99	12,396.83	0.00	0.00	1,000,000.00	1,405,942.99	12,396.83
MB44-MBIA COUNTY LAW LIBRARY	AR-0077	State Pool	12/16/22	Open	1,147,168.47	202,400.94	1,147,168.47	202,400.94	0.00	0.00	1,000,000.00	1,147,168.47	202,400.94
MB45-MBIA ASSIST. DISTRICT #5	AR-0081	State Pool	08/17/23	Open	758,111.12	831,749.56	758,111.12	831,749.56	0.00	0.00	600,000.00	758,111.12	831,749.56
MB46-MBIA ALIANA MGMT DIST AGRE	AR-0082	State Pool	08/17/23	Open	435,488.08	437,491.87	435,488.08	437,491.87	0.00	0.00	500,000.00	435,488.08	437,491.87
MB47-MBIA ASSET FORF TASK STATE	AR-0083	State Pool	08/17/23	Open	412,309.04	714,849.92	412,309.04	714,849.92	0.00	0.00	3,000,000.00	412,309.04	714,849.92
MB48-MBIA DA ASSET FORF.STATE	AR-0084	State Pool	08/17/23	Open	859,838.05	1,264,652.68	859,838.05	1,264,652.68	0.00	0.00	850,000.00	859,838.05	1,264,652.68

Portfolio Position
Ft. Bend County
 Effective Interest - Actual Life
 Receipts in Period
 11/01/23 - 11/30/23

CUSIP	Invest Number	Security Description	Purchase Date	Call Date	Par Value On 11/01/23	Par Value On 11/30/23	Market Val On 11/01/23	Market Val On 11/30/23	Purchase Cost	Sales Proceeds	Original Princ/Cost	Amor Value On 11/01/23	Amor Value On 11/30/23
MB49-FBC ASSIST. DIST #16	AR-0085	State Pool	08/17/23	Open	526,927.56	516,322.18	526,927.56	516,322.18	0.00	0.00	700,000.00	526,927.56	516,322.18
TT00-TX TERM General	AR-0022	State Pool	11/01/08	Open	1,135.19	1,140.20	1,135.19	1,140.20	0.00	0.00	10,006,437.87	1,135.19	1,140.20
TT02-TX TERM Toll Rd. Operation	AR-0024	State Pool	11/01/08	Open	1,133.86	1,138.86	1,133.86	1,138.86	0.00	0.00	0.00	1,133.86	1,138.86
TT04-TX TERM Road & Bridge	AR-0026	State Pool	11/01/08	Open	1,131.80	1,136.79	1,131.80	1,136.79	0.00	0.00	10,463.28	1,131.80	1,136.79
TT05-TX TERM Drainage	AR-0027	State Pool	11/01/08	Open	375.48	377.14	375.48	377.14	0.00	0.00	109,774.61	375.48	377.14
State Pool Total					<u>461,302,220.79</u>	<u>244,483,700.17</u>	<u>461,302,220.79</u>	<u>244,483,700.17</u>	<u>0.00</u>	<u>0.00</u>	<u>426,568,627.31</u>	<u>461,302,220.79</u>	<u>244,483,700.17</u>
Combined Port Total					<u>609,519,659.17</u>	<u>592,705,004.06</u>	<u>609,519,659.17</u>	<u>592,705,004.06</u>	<u>0.00</u>	<u>0.00</u>	<u>748,763,115.83</u>	<u>609,519,659.17</u>	<u>592,705,004.06</u>

Earnings and Yields Summary

Ft. Bend County

Effective Interest - Actual Life

Receipts in Period

11/01/23 - 11/30/23

Run Date: 02/19/24

Run Time: 08:17:56

Page 1 of 1

Security Description	11/01/23 11/07/23	11/08/23 11/14/23	11/15/23 11/21/23	11/22/23 11/28/23	11/29/23 11/30/23	11/01/23 11/30/23
Combined Port						
Cash	136,258.30	136,258.30	136,258.30	136,258.30	39,325.75	584,358.95
Money Market	1,676.28	1,676.29	1,676.29	1,676.29	1,782.43	8,487.58
State Pool	496,824.51	497,150.53	489,593.05	488,759.76	106,173.50	2,078,501.35
Port Total	<u>634,759.09</u>	<u>635,085.12</u>	<u>627,527.64</u>	<u>626,694.35</u>	<u>147,281.68</u>	<u>2,671,347.88</u>
Combined Port						
Cash	6.3437	6.3437	6.3437	6.3437	6.3437	6.3437
Money Market	0.2413	0.2413	0.2413	0.2413	0.2413	0.2413
State Pool	<u>5.5895</u>	<u>5.5898</u>	<u>5.5903</u>	<u>5.5907</u>	<u>5.6009</u>	<u>5.5906</u>
Port Total	<u>5.4109</u>	<u>5.4112</u>	<u>5.4095</u>	<u>5.4096</u>	<u>4.5260</u>	<u>5.3526</u>

Maturity Aging
Ft. Bend County
 Effective Interest - Actual Life
 Receipts in Period
 11/30/23

CUSIP	Invest Number	Security Description	Purchase Date	Days to Maturity	Yield Matur
Cash / Money Market					
Cadence-Money Market Accts	AR-0058	Money Market	01/31/21	0	0.2500
LO10-LOGIC-COUNTY'S CARE ACT	AR-0047	State Pool	05/12/20	0	5.5598
LO13-Logic-2023 MOBILITY PROJ	AR-0079	State Pool	08/09/23	0	5.5598
LO14-LOCIG-2023 CERT OF OB	AR-0080	State Pool	08/09/23	0	5.5411
LOG1-Logic- General	AR-0028	State Pool	11/10/08	0	5.5598
LOG2-Logic-Toll Rd.Operations	AR-0029	State Pool	11/10/08	0	5.5598
LOG5-Logic-Drainage	AR-0032	State Pool	11/10/08	0	5.5598
LOG8-Logic-Road & Bridge	AR-0035	State Pool	11/10/08	0	5.5598
MB02-MBIA General	AR-0015	State Pool	11/01/08	0	5.5859
MB03-MBIA Road & Bridge	AR-0016	State Pool	11/01/08	0	5.5859
MB04-MBIA Drainage	AR-0017	State Pool	11/01/08	0	5.5859
MB06-MBIA Toll Rd. Operations	AR-0019	State Pool	11/01/08	0	5.5859
MB12-MBIA ESD 100 AGREEMENT	AR-0041	State Pool	08/31/16	0	5.5859
MB13-MBIA ASSISTANCE DIST #1	AR-0042	State Pool	08/31/16	0	5.5859
MB14-MBIA GR PARKWAY OPERATIONS	AR-0043	State Pool	08/31/16	0	5.5859
MB18-MBIA COUNTY'S CARES ACT	AR-0048	State Pool	05/12/20	0	5.5859
MB19-MBIA FBC ASSIST. DIST. #2	AR-0049	State Pool	05/13/20	0	5.5859
MB20- MBIA FBC ASSIST. DIST. #4	AR-0050	State Pool	05/13/20	0	5.5859
MB21-MBIA FBC ASSIST. DIST. #6	AR-0051	State Pool	05/13/20	0	5.5859
MB23-MBIA JUVENILE	AR-0053	State Pool	05/13/20	0	5.5859
MB24-MBIA DEBT SERVICE	AR-0054	State Pool	05/13/20	0	5.5859
MB25-MBIA DRAINAGE DEBT SERVICE	AR-0055	State Pool	05/13/20	0	5.5859
MB26-FACILITIES BOND 2018	AR-0056	State Pool	05/13/20	0	5.5859
MB27-MBIA TX HERITAGE PARKWAY	AR-0057	State Pool	05/13/20	0	5.5859
MB28-MBIA GRAND PARKWAY 2021	AR-0059	State Pool	08/02/21	0	5.5859
MB29-MBIA SR LIEN TOLL RD 2021	AR-0060	State Pool	08/02/21	0	5.5859
MB30-MBIA FLOOD PRO DRAINAGE 20	AR-0061	State Pool	08/02/21	0	5.5859
MB31-MBIA FBC ASSIST DIST #9	AR-0062	State Pool	03/11/22	0	5.5859
MB32-MBIA FBC ASSIST DIST #11	AR-0063	State Pool	03/11/22	0	5.5859
MB36-MBIA FEE OFFICER	AR-0065	State Pool	03/14/22	0	5.5859
MB37-MBIA FBC ASSIST DIST #7	AR-0066	State Pool	03/14/22	0	5.5859
MB38-MBIA 2020A FBC TAX NOTE	AR-0067	State Pool	03/14/22	0	5.5859
MB39-MBIA 2022 TAX NOTE	AR-0072	State Pool	12/16/22	0	5.5859
MB40-MBIA FBC ASSIST DIST #22	AR-0073	State Pool	12/16/22	0	5.5859
MB41-MBIA FUND440 CSCD	AR-0074	State Pool	12/16/22	0	5.5859
MB42-MBIA FBC ASSIST DIST #10	AR-0075	State Pool	12/16/22	0	5.5859
MB43-MBIA LATERAL ROAD	AR-0076	State Pool	12/16/22	0	5.5859
MB44-MBIA COUNTY LAW LIBRARY	AR-0077	State Pool	12/16/22	0	5.5859
MB45-MBIA ASSIST. DISTRICT #5	AR-0081	State Pool	08/17/23	0	5.5859
MB46-MBIA ALIANA MGMT DIST AGRE	AR-0082	State Pool	08/17/23	0	5.5859
MB47-MBIA ASSET FORF TASK STATE	AR-0083	State Pool	08/17/23	0	5.5859
MB48-MBIA DA ASSET FORF.STATE	AR-0084	State Pool	08/17/23	0	5.5859

Maturity Aging
Ft. Bend County
 Effective Interest - Actual Life
 Receipts in Period
 11/30/23

CUSIP	Invest Number	Security Description	Purchase Date	Days to Maturity	Yield Matur
MB49-FBC ASSIST. DIST #16	AR-0085	State Pool	08/17/23	0	5.5859
TT00-TX TERM General	AR-0022	State Pool	11/01/08	0	5.3700
TT02-TX TERM Toll Rd. Operation	AR-0024	State Pool	11/01/08	0	5.3700
TT04-TX TERM Road & Bridge	AR-0026	State Pool	11/01/08	0	5.3700
TT05-TX TERM Drainage	AR-0027	State Pool	11/01/08	<u>0</u>	<u>5.3700</u>
Cash / Money Market Total				<u>0</u>	<u>2.9783</u>
61 - 90 Days					
MB45-U S Bank	AR-0078	Balance Account	06/20/23	<u>62</u>	<u>5.4000</u>
61 - 90 Days Total				<u>62</u>	<u>5.4000</u>
Investment Total				<u>12</u>	<u>3.4457</u>

Activity Statement

Ft. Bend County

Effective Interest - Actual Life
Receipts in Period
11/01/23 - 11/30/23

Purchase Date	Sale Date	CUSIP	Invest Number	Security Description	Amor Value On 11/01/23	Changes In Principal	Purchase Cost	Sales Proceeds	Purchased Interest	Int/Div Rec In the Perd	Amor Value On 11/30/23
Cash											
06/20/23	Open	MB45-U S Bank	AR-0078	Balance Account	112,000,000.00	2,856,000.83	0.00	0.00	0.00	584,358.95	114,856,000.83
Cash Total					112,000,000.00	2,856,000.83	0.00	0.00	0.00	584,358.95	114,856,000.83
Money Market											
01/31/21	Open	Cadence-Money Market Accts	AR-0058	Money Market	36,217,438.38	197,147,864.68	0.00	0.00	0.00	8,487.58	233,365,303.06
Money Market Total					36,217,438.38	197,147,864.68	0.00	0.00	0.00	8,487.58	233,365,303.06
State Pool											
11/01/08	Open	MB02-MBIA General	AR-0015	State Pool	25,566,848.17	-24,157,336.07	0.00	0.00	0.00	81,784.65	1,409,512.10
11/01/08	Open	MB03-MBIA Road & Bridge	AR-0016	State Pool	2,220,887.38	-1,042,318.98	0.00	0.00	0.00	7,681.02	1,178,568.40
11/01/08	Open	MB04-MBIA Drainage	AR-0017	State Pool	3,652,409.93	-795,167.81	0.00	0.00	0.00	14,832.19	2,857,242.12
11/01/08	Open	MB06-MBIA Toll Rd. Operations	AR-0019	State Pool	102,726,637.07	-57,011,607.36	0.00	0.00	0.00	488,392.64	45,715,029.71
11/01/08	Open	TT00-TX TERM General	AR-0022	State Pool	1,135.19	5.01	0.00	0.00	0.00	5.01	1,140.20
11/01/08	Open	TT02-TX TERM Toll Rd. Operation	AR-0024	State Pool	1,133.86	5.00	0.00	0.00	0.00	5.00	1,138.86
11/01/08	Open	TT04-TX TERM Road & Bridge	AR-0026	State Pool	1,131.80	4.99	0.00	0.00	0.00	4.99	1,136.79
11/01/08	Open	TT05-TX TERM Drainage	AR-0027	State Pool	375.48	1.66	0.00	0.00	0.00	1.66	377.14
11/10/08	Open	LOG1-Logic- General	AR-0028	State Pool	14,356,493.93	65,607.11	0.00	0.00	0.00	65,605.30	14,422,101.04
11/10/08	Open	LOG2-Logic-Toll Rd.Operations	AR-0029	State Pool	14,352,126.45	65,585.34	0.00	0.00	0.00	65,585.34	14,417,711.79
11/10/08	Open	LOG5-Logic-Drainage	AR-0032	State Pool	818,358.50	3,739.67	0.00	0.00	0.00	3,739.67	822,098.17
11/10/08	Open	LOG8-Logic-Road & Bridge	AR-0035	State Pool	1,790,737.51	8,183.18	0.00	0.00	0.00	8,183.18	1,798,920.69
08/31/16	Open	MB12-MBIA ESD 100 AGREEMENT	AR-0041	State Pool	13,617,178.75	-9,938,876.36	0.00	0.00	0.00	61,123.64	3,678,302.39
08/31/16	Open	MB13-MBIA ASSISTANCE DIST #1	AR-0042	State Pool	17,032,076.72	-12,721,201.52	0.00	0.00	0.00	78,798.48	4,310,875.20
08/31/16	Open	MB14-MBIA GR PARKWAY OPERATIONS	AR-0043	State Pool	73,864,773.34	-53,650,004.64	0.00	0.00	0.00	349,995.36	20,214,768.70
05/12/20	Open	LO10-LOGIC-COUNTY'S CARE ACT	AR-0047	State Pool	2,022.92	-2,018.29	0.00	0.00	0.00	4.63	4.63
05/12/20	Open	MB18-MBIA COUNTY'S CARES ACT	AR-0048	State Pool	47,049,924.07	-20,288,103.75	0.00	0.00	0.00	211,896.25	26,761,820.32
05/13/20	Open	MB19-MBIA FBC ASSIST. DIST. #2	AR-0049	State Pool	11,600,242.89	-8,497,037.94	0.00	0.00	0.00	52,962.06	3,103,204.95
05/13/20	Open	MB20- MBIA FBC ASSIST. DIST. #4	AR-0050	State Pool	3,084,190.32	-2,031,274.06	0.00	0.00	0.00	13,725.94	1,052,916.26
05/13/20	Open	MB21-MBIA FBC ASSIST. DIST. #6	AR-0051	State Pool	3,825,554.36	-3,203,194.43	0.00	0.00	0.00	16,805.57	622,359.93
05/13/20	Open	MB23-MBIA JUVENILE	AR-0053	State Pool	1,919,648.11	-476,361.08	0.00	0.00	0.00	8,638.92	1,443,287.03
05/13/20	Open	MB24-MBIA DEBT SERVICE	AR-0054	State Pool	11,494,219.00	-949,411.61	0.00	0.00	0.00	50,588.39	10,544,807.39
05/13/20	Open	MB25-MBIA DRAINAGE DEBT SERVICE	AR-0055	State Pool	4,270,280.40	19,648.54	0.00	0.00	0.00	19,648.54	4,289,928.94
05/13/20	Open	MB26-FACILITIES BOND 2018	AR-0056	State Pool	1,952,964.98	8,986.05	0.00	0.00	0.00	8,986.05	1,961,951.03
05/13/20	Open	MB27-MBIA TX HERITAGE PARKWAY	AR-0057	State Pool	523,761.44	2,409.95	0.00	0.00	0.00	2,409.00	526,171.39
08/02/21	Open	MB28-MBIA GRAND PARKWAY 2021	AR-0059	State Pool	2,525,021.34	11,618.21	0.00	0.00	0.00	11,618.21	2,536,639.55
08/02/21	Open	MB29-MBIA SR LIEN TOLL RD 2021	AR-0060	State Pool	25,434,019.81	117,027.92	0.00	0.00	0.00	117,027.92	25,551,047.73
08/02/21	Open	MB30-MBIA FLOOD PRO DRAINAGE 20	AR-0061	State Pool	13,079,999.97	-190,202.16	0.00	0.00	0.00	59,797.84	12,889,797.81
03/11/22	Open	MB31-MBIA FBC ASSIST DIST #9	AR-0062	State Pool	4,202,280.27	-2,730,587.52	0.00	0.00	0.00	19,412.48	1,471,692.75
03/11/22	Open	MB32-MBIA FBC ASSIST DIST #11	AR-0063	State Pool	8,928,214.29	-6,559,133.42	0.00	0.00	0.00	40,866.58	2,369,080.87
03/14/22	Open	MB36-MBIA FEE OFFICER	AR-0065	State Pool	2,310,879.28	-294.78	0.00	0.00	0.00	10,584.50	2,310,584.50
03/14/22	Open	MB37-MBIA FBC ASSIST DIST #7	AR-0066	State Pool	2,889,503.67	-1,886,796.57	0.00	0.00	0.00	13,203.43	1,002,707.10
03/14/22	Open	MB38-MBIA 2020A FBC TAX NOTE	AR-0067	State Pool	1,203,022.32	5,535.37	0.00	0.00	0.00	5,535.37	1,208,557.69
12/16/22	Open	MB39-MBIA 2022 TAX NOTE	AR-0072	State Pool	25,577,276.46	-1,313,713.65	0.00	0.00	0.00	113,286.35	24,263,562.81
12/16/22	Open	MB40-MBIA FBC ASSIST DIST #22	AR-0073	State Pool	1,402,041.28	-993,702.09	0.00	0.00	0.00	6,297.91	408,339.19
12/16/22	Open	MB41-MBIA FUND440 CSCD	AR-0074	State Pool	4,298,914.26	-235,441.18	0.00	0.00	0.00	19,558.82	4,063,473.08

Activity Statement
Ft. Bend County
 Effective Interest - Actual Life
 Receipts in Period
 11/01/23 - 11/30/23

Purchase Date	Sale Date	CUSIP	Invest Number	Security Description	Amor Value On 11/01/23	Changes In Principal	Purchase Cost	Sales Proceeds	Purchased Interest	Int/Div Rec In the Perd	Amor Value On 11/30/23
12/16/22	Open	MB42-MBIA FBC ASSIST DIST #10	AR-0075	State Pool	1,343,684.75	-843,648.78	0.00	0.00	0.00	6,351.22	500,035.97
12/16/22	Open	MB43-MBIA LATERAL ROAD	AR-0076	State Pool	1,405,942.99	-1,393,546.16	0.00	0.00	0.00	6,453.84	12,396.83
12/16/22	Open	MB44-MBIA COUNTY LAW LIBRARY	AR-0077	State Pool	1,147,168.47	-944,767.53	0.00	0.00	0.00	5,232.47	202,400.94
08/09/23	Open	LO13-Logic-2023 MOBILITY PROJ	AR-0079	State Pool	6,836,463.40	-6,043,521.43	0.00	0.00	0.00	16,478.57	792,941.97
08/09/23	Open	LO14-LOCIG-2023 CERT OF OB	AR-0080	State Pool	1.81	-1.81	0.00	0.00	0.00	0.00	0.00
08/17/23	Open	MB45-MBIA ASSIST. DISTRICT #5	AR-0081	State Pool	758,111.12	73,638.44	0.00	0.00	0.00	3,638.44	831,749.56
08/17/23	Open	MB46-MBIA ALIANA MGMT DIST AGRE	AR-0082	State Pool	435,488.08	2,003.79	0.00	0.00	0.00	2,003.79	437,491.87
08/17/23	Open	MB47-MBIA ASSET FORF TASK STATE	AR-0083	State Pool	412,309.04	302,540.88	0.00	0.00	0.00	2,540.88	714,849.92
08/17/23	Open	MB48-MBIA DA ASSET FORF.STATE	AR-0084	State Pool	859,838.05	404,814.63	0.00	0.00	0.00	4,814.63	1,264,652.68
08/17/23	Open	MB49-FBC ASSIST. DIST #16	AR-0085	State Pool	526,927.56	-10,605.38	0.00	0.00	0.00	2,394.62	516,322.18
State Pool Total					<u>461,302,220.79</u>	<u>-216,818,520.62</u>	<u>0.00</u>	<u>0.00</u>	<u>0.00</u>	<u>2,078,501.35</u>	<u>244,483,700.17</u>
Investment Total					<u>609,519,659.17</u>	<u>-16,814,655.11</u>	<u>0.00</u>	<u>0.00</u>	<u>0.00</u>	<u>2,671,347.88</u>	<u>592,705,004.06</u>

Interest Accrual
Ft. Bend County
 Effective Interest - Actual Life
 Receipts in Period
 11/01/23 - 11/30/23

CUSIP	Invest Number	Security Description	Purchase Date	Sale Date	Yield Earned	Ending Par Val/Shares	Ending Amor Val/Cost	Purchased Interest	Int/Div Rec In the Perd	Int/Div Accrued In the Perd	PTD Purch Received	Int/Div Rec Purch/Date	Int/Div Accrued Purch/Date
Cash													
MB45-U S Bank	AR-0078	Balance Account	06/20/23	Open	6.3437	114,856,000.83	114,856,000.83	0.00	584,358.95	0.00	0.00	584,358.95	2,220,361.64
Cash Total					6.3437	114,856,000.83	114,856,000.83	0.00	584,358.95	0.00	0.00	584,358.95	2,220,361.64
Money Market													
Cadence-Money Market Accts	AR-0058	Money Market	01/31/21	Open	0.2413	233,365,303.06	233,365,303.06	0.00	8,487.58	0.00	0.00	1,938,031.67	0.00
Money Market Total					0.2413	233,365,303.06	233,365,303.06	0.00	8,487.58	0.00	0.00	1,938,031.67	0.00
State Pool													
MB02-MBIA General	AR-0015	State Pool	11/01/08	Open	5.5990	1,409,512.10	1,409,512.10	0.00	81,784.65	0.00	0.00	5,788,920.19	0.00
MB03-MBIA Road & Bridge	AR-0016	State Pool	11/01/08	Open	5.4881	1,178,568.40	1,178,568.40	0.00	7,681.02	0.00	0.00	424,307.55	0.00
MB04-MBIA Drainage	AR-0017	State Pool	11/01/08	Open	5.5903	2,857,242.12	2,857,242.12	0.00	14,832.19	0.00	0.00	702,500.60	2,620.73
MB06-MBIA Toll Rd. Operations	AR-0019	State Pool	11/01/08	Open	5.5973	45,715,029.71	45,715,029.71	0.00	488,392.64	0.00	0.00	6,207,196.15	38,363.64
TT00-TX TERM General	AR-0022	State Pool	11/01/08	Open	5.3688	1,140.20	1,140.20	0.00	5.01	0.00	0.00	21,524.97	0.00
TT02-TX TERM Toll Rd. Operation	AR-0024	State Pool	11/01/08	Open	5.3644	1,138.86	1,138.86	0.00	5.00	0.00	0.00	18,068.76	0.00
TT04-TX TERM Road & Bridge	AR-0026	State Pool	11/01/08	Open	5.3634	1,136.79	1,136.79	0.00	4.99	0.00	0.00	8,344.07	0.00
TT05-TX TERM Drainage	AR-0027	State Pool	11/01/08	Open	5.3781	377.14	377.14	0.00	1.66	0.00	0.00	5,056.42	0.00
LOG1-Logic- General	AR-0028	State Pool	11/10/08	Open	5.5590	14,422,101.04	14,422,101.04	0.00	65,605.30	0.00	0.00	3,992,531.93	0.00
LOG2-Logic-Toll Rd.Operations	AR-0029	State Pool	11/10/08	Open	5.5590	14,417,711.79	14,417,711.79	0.00	65,585.34	0.00	0.00	1,079,042.87	0.00
LOG5-Logic-Drainage	AR-0032	State Pool	11/10/08	Open	5.5590	822,098.17	822,098.17	0.00	3,739.67	0.00	0.00	384,341.94	0.00
LOG8-Logic-Road & Bridge	AR-0035	State Pool	11/10/08	Open	5.5590	1,798,920.69	1,798,920.69	0.00	8,183.18	0.00	0.00	354,408.21	0.00
MB12-MBIA ESD 100 AGREEMENT	AR-0041	State Pool	08/31/16	Open	5.5975	3,678,302.39	3,678,302.39	0.00	61,123.64	0.00	0.00	826,743.63	0.00
MB13-MBIA ASSISTANCE DIST #1	AR-0042	State Pool	08/31/16	Open	5.5973	4,310,875.20	4,310,875.20	0.00	78,798.48	0.00	0.00	1,024,397.89	0.00
MB14-MBIA GR PARKWAY OPERATIONS	AR-0043	State Pool	08/31/16	Open	5.5974	20,214,768.70	20,214,768.70	0.00	349,995.36	0.00	0.00	4,404,763.22	0.00
LO10-LOGIC-COUNTY'S CARE ACT	AR-0047	State Pool	05/12/20	Open	5.5685	4.63	4.63	0.00	4.63	0.00	0.00	380,734.57	0.00
MB18-MBIA COUNTY'S CARES ACT	AR-0048	State Pool	05/12/20	Open	5.5967	26,761,820.32	26,761,820.32	0.00	211,896.25	0.00	0.00	3,381,739.78	0.00
MB19-MBIA FBC ASSIST. DIST. #2	AR-0049	State Pool	05/13/20	Open	5.5974	3,103,204.95	3,103,204.95	0.00	52,962.06	0.00	0.00	653,204.95	0.00
MB20- MBIA FBC ASSIST. DIST. #4	AR-0050	State Pool	05/13/20	Open	5.5975	1,052,916.26	1,052,916.26	0.00	13,725.94	0.00	0.00	162,916.26	0.00
MB21-MBIA FBC ASSIST. DIST. #6	AR-0051	State Pool	05/13/20	Open	5.5310	622,359.93	622,359.93	0.00	16,805.57	0.00	0.00	242,359.93	0.00
MB23-MBIA JUVENILE	AR-0053	State Pool	05/13/20	Open	5.5457	1,443,287.03	1,443,287.03	0.00	8,638.92	0.00	0.00	579,520.66	0.00
MB24-MBIA DEBT SERVICE	AR-0054	State Pool	05/13/20	Open	5.5975	10,544,807.39	10,544,807.39	0.00	50,588.39	0.00	0.00	2,019,530.15	0.00
MB25-MBIA DRAINAGE DEBT SERVICE	AR-0055	State Pool	05/13/20	Open	5.5973	4,289,928.94	4,289,928.94	0.00	19,648.54	0.00	0.00	289,928.94	0.00
MB26-FACILITIES BOND 2018	AR-0056	State Pool	05/13/20	Open	5.5973	1,961,951.03	1,961,951.03	0.00	8,986.05	0.00	0.00	238,351.03	0.00
MB27-MBIA TX HERITAGE PARKWAY	AR-0057	State Pool	05/13/20	Open	5.5951	526,171.39	526,171.39	0.00	2,409.00	0.00	0.00	111,549.79	0.00
MB28-MBIA GRAND PARKWAY 2021	AR-0059	State Pool	08/02/21	Open	5.5973	2,536,639.55	2,536,639.55	0.00	11,618.21	0.00	0.00	706,639.55	0.00
MB29-MBIA SR LIEN TOLL RD 2021	AR-0060	State Pool	08/02/21	Open	5.5973	25,551,047.73	25,551,047.73	0.00	117,027.92	0.00	0.00	2,616,047.73	0.00
MB30-MBIA FLOOD PRO DRAINAGE 20	AR-0061	State Pool	08/02/21	Open	5.5952	12,889,797.81	12,889,797.81	0.00	59,797.84	0.00	0.00	1,010,797.81	0.00
MB31-MBIA FBC ASSIST DIST #9	AR-0062	State Pool	03/11/22	Open	5.5973	1,471,692.75	1,471,692.75	0.00	19,412.48	0.00	0.00	221,692.75	0.00
MB32-MBIA FBC ASSIST DIST #11	AR-0063	State Pool	03/11/22	Open	5.5974	2,369,080.87	2,369,080.87	0.00	40,866.58	0.00	0.00	469,080.87	0.00
MB36-MBIA FEE OFFICER	AR-0065	State Pool	03/14/22	Open	5.5973	2,310,584.50	2,310,584.50	0.00	10,584.50	0.00	0.00	110,526.78	0.00
MB37-MBIA FBC ASSIST DIST #7	AR-0066	State Pool	03/14/22	Open	5.5974	1,002,707.10	1,002,707.10	0.00	13,203.43	0.00	0.00	142,707.10	0.00
MB38-MBIA 2020A FBC TAX NOTE	AR-0067	State Pool	03/14/22	Open	5.5973	1,208,557.69	1,208,557.69	0.00	5,535.37	0.00	0.00	83,557.69	0.00
MB39-MBIA 2022 TAX NOTE	AR-0072	State Pool	12/16/22	Open	5.5974	24,263,562.81	24,263,562.81	0.00	113,286.35	0.00	0.00	1,388,562.81	0.00
MB40-MBIA FBC ASSIST DIST #22	AR-0073	State Pool	12/16/22	Open	5.5975	408,339.19	408,339.19	0.00	6,297.91	0.00	0.00	58,339.19	0.00
MB41-MBIA FUND440 CSCD	AR-0074	State Pool	12/16/22	Open	5.5973	4,063,473.08	4,063,473.08	0.00	19,558.82	0.00	0.00	228,473.08	0.00
MB42-MBIA FBC ASSIST DIST #10	AR-0075	State Pool	12/16/22	Open	5.5972	500,035.97	500,035.97	0.00	6,351.22	0.00	0.00	50,035.97	0.00
MB43-MBIA LATERAL ROAD	AR-0076	State Pool	12/16/22	Open	5.5974	12,396.83	12,396.83	0.00	6,453.84	0.00	0.00	62,396.83	0.00
MB44-MBIA COUNTY LAW LIBRARY	AR-0077	State Pool	12/16/22	Open	5.5974	202,400.94	202,400.94	0.00	5,232.47	0.00	0.00	52,400.94	0.00

Interest Accrual
Ft. Bend County
 Effective Interest - Actual Life
 Receipts in Period
 11/01/23 - 11/30/23

CUSIP	Invest Number	Security Description	Purchase Date	Sale Date	Yield Earned	Ending Par Val/Shares	Ending Amor Val/Cost	Purchased Interest	Int/Div Rec In the Perd	Int/Div Accrued In the Perd	PTD Purch Received	Int/Div Rec Purch/Date	Int/Div Accrued Purch/Date
LO13-Logic-2023 MOBILITY PROJ	AR-0079	State Pool	08/09/23	Open	5.2645	792,941.97	792,941.97	0.00	16,478.57	0.00	0.00	197,941.97	0.00
LO14-LOCIG-2023 CERT OF OB	AR-0080	State Pool	08/09/23	Open	0.0000	0.00	0.00	0.00	0.00	0.00	0.00	39,331.19	0.00
MB45-MBIA ASSIST. DISTRICT #5	AR-0081	State Pool	08/17/23	Open	5.5971	831,749.56	831,749.56	0.00	3,638.44	0.00	0.00	11,749.56	0.00
MB46-MBIA ALIANA MGMT DIST AGRE	AR-0082	State Pool	08/17/23	Open	5.5973	437,491.87	437,491.87	0.00	2,003.79	0.00	0.00	7,491.87	0.00
MB47-MBIA ASSET FORF TASK STATE	AR-0083	State Pool	08/17/23	Open	5.5964	714,849.92	714,849.92	0.00	2,540.88	0.00	0.00	28,849.92	0.00
MB48-MBIA DA ASSET FORF.STATE	AR-0084	State Pool	08/17/23	Open	5.5966	1,264,652.68	1,264,652.68	0.00	4,814.63	0.00	0.00	14,652.68	0.00
MB49-FBC ASSIST. DIST #16	AR-0085	State Pool	08/17/23	Open	5.5973	516,322.18	516,322.18	0.00	2,394.62	0.00	0.00	10,322.18	0.00
State Pool Total					5.5906	244,483,700.17	244,483,700.17	0.00	2,078,501.35	0.00	0.00	40,813,582.93	40,984.37
Investment Total					5.3526	592,705,004.06	592,705,004.06	0.00	2,671,347.88	0.00	0.00	43,335,973.55	2,261,346.01

Premium/Discount Amortization

Ft. Bend County Effective Interest - Actual Life Receipts in Period 11/01/23 - 11/30/23

CUSIP	Invest Number	Security Description	Purchase Date	Amortiz Date	Yield Earned	Beginning Par Val/Shares	Beginning Unamor Val/Cost	Premium Discount	Ending Par Val/Shares	Ending Amor Val/Cost	Unamor Prem/Dscnt	Amortization In the Perd	Amortization Purch/Date	
Cash														
MB45-U S Bank	AR-0078	Balance Account	06/20/23	01/31/24	6.3437	112,000,000.00	112,000,000.00	0.00	114,856,000.83	114,856,000.83	0.00	0.00	0.00	
Cash Total						6.3437	112,000,000.00	112,000,000.00	0.00	114,856,000.83	114,856,000.83	0.00	0.00	0.00
Money Market														
Cadence-Money Market Accts	AR-0058	Money Market	01/31/21	Open	0.2413	36,217,438.38	36,217,438.38	0.00	233,365,303.06	233,365,303.06	0.00	0.00	0.00	
Money Market Total						0.2413	36,217,438.38	36,217,438.38	0.00	233,365,303.06	233,365,303.06	0.00	0.00	0.00
State Pool														
MB02-MBIA General	AR-0015	State Pool	11/01/08	Open	5.5990	25,566,848.17	25,566,848.17	0.00	1,409,512.10	1,409,512.10	0.00	0.00	0.00	
MB03-MBIA Road & Bridge	AR-0016	State Pool	11/01/08	Open	5.4881	2,220,887.38	2,220,887.38	0.00	1,178,568.40	1,178,568.40	0.00	0.00	0.00	
MB04-MBIA Drainage	AR-0017	State Pool	11/01/08	Open	5.5903	3,652,409.93	3,652,409.93	0.00	2,857,242.12	2,857,242.12	0.00	0.00	0.00	
MB06-MBIA Toll Rd. Operations	AR-0019	State Pool	11/01/08	Open	5.5973	102,726,637.07	102,726,637.07	0.00	45,715,029.71	45,715,029.71	0.00	0.00	0.00	
TT00-TX TERM General	AR-0022	State Pool	11/01/08	Open	5.3688	1,135.19	1,135.19	0.00	1,140.20	1,140.20	0.00	0.00	0.00	
TT02-TX TERM Toll Rd. Operation	AR-0024	State Pool	11/01/08	Open	5.3644	1,133.86	1,133.86	0.00	1,138.86	1,138.86	0.00	0.00	0.00	
TT04-TX TERM Road & Bridge	AR-0026	State Pool	11/01/08	Open	5.3634	1,131.80	1,131.80	0.00	1,136.79	1,136.79	0.00	0.00	0.00	
TT05-TX TERM Drainage	AR-0027	State Pool	11/01/08	Open	5.3781	375.48	375.48	0.00	377.14	377.14	0.00	0.00	0.00	
LOG1-Logic- General	AR-0028	State Pool	11/10/08	Open	5.5590	14,356,493.93	14,356,493.93	0.00	14,422,101.04	14,422,101.04	0.00	0.00	0.00	
LOG2-Logic-Toll Rd.Operations	AR-0029	State Pool	11/10/08	Open	5.5590	14,352,126.45	14,352,126.45	0.00	14,417,711.79	14,417,711.79	0.00	0.00	0.00	
LOG5-Logic-Drainage	AR-0032	State Pool	11/10/08	Open	5.5590	818,358.50	818,358.50	0.00	822,098.17	822,098.17	0.00	0.00	0.00	
LOG8-Logic-Road & Bridge	AR-0035	State Pool	11/10/08	Open	5.5590	1,790,737.51	1,790,737.51	0.00	1,798,920.69	1,798,920.69	0.00	0.00	0.00	
MB12-MBIA ESD 100 AGREEMENT	AR-0041	State Pool	08/31/16	Open	5.5975	13,617,178.75	13,617,178.75	0.00	3,678,302.39	3,678,302.39	0.00	0.00	0.00	
MB13-MBIA ASSISTANCE DIST #1	AR-0042	State Pool	08/31/16	Open	5.5973	17,032,076.72	17,032,076.72	0.00	4,310,875.20	4,310,875.20	0.00	0.00	0.00	
MB14-MBIA GR PARKWAY OPERATIONS	AR-0043	State Pool	08/31/16	Open	5.5974	73,864,773.34	73,864,773.34	0.00	20,214,768.70	20,214,768.70	0.00	0.00	0.00	
LO10-LOGIC-COUNTY'S CARE ACT	AR-0047	State Pool	05/12/20	Open	5.5685	2,022.92	2,022.92	0.00	4.63	4.63	0.00	0.00	0.00	
MB18-MBIA COUNTY'S CARES ACT	AR-0048	State Pool	05/12/20	Open	5.5967	47,049,924.07	47,049,924.07	0.00	26,761,820.32	26,761,820.32	0.00	0.00	0.00	
MB19-MBIA FBC ASSIST. DIST. #2	AR-0049	State Pool	05/13/20	Open	5.5974	11,600,242.89	11,600,242.89	0.00	3,103,204.95	3,103,204.95	0.00	0.00	0.00	
MB20- MBIA FBC ASSIST. DIST. #4	AR-0050	State Pool	05/13/20	Open	5.5975	3,084,190.32	3,084,190.32	0.00	1,052,916.26	1,052,916.26	0.00	0.00	0.00	
MB21-MBIA FBC ASSIST. DIST. #6	AR-0051	State Pool	05/13/20	Open	5.5310	3,825,554.36	3,825,554.36	0.00	622,359.93	622,359.93	0.00	0.00	0.00	
MB23-MBIA JUVENILE	AR-0053	State Pool	05/13/20	Open	5.5457	1,919,648.11	1,919,648.11	0.00	1,443,287.03	1,443,287.03	0.00	0.00	0.00	
MB24-MBIA DEBT SERVICE	AR-0054	State Pool	05/13/20	Open	5.5975	11,494,219.00	11,494,219.00	0.00	10,544,807.39	10,544,807.39	0.00	0.00	0.00	
MB25-MBIA DRAINAGE DEBT SERVICE	AR-0055	State Pool	05/13/20	Open	5.5973	4,270,280.40	4,270,280.40	0.00	4,289,928.94	4,289,928.94	0.00	0.00	0.00	
MB26-FACILITIES BOND 2018	AR-0056	State Pool	05/13/20	Open	5.5973	1,952,964.98	1,952,964.98	0.00	1,961,951.03	1,961,951.03	0.00	0.00	0.00	
MB27-MBIA TX HERITAGE PARKWAY	AR-0057	State Pool	05/13/20	Open	5.5951	523,761.44	523,761.44	0.00	526,171.39	526,171.39	0.00	0.00	0.00	
MB28-MBIA GRAND PARKWAY 2021	AR-0059	State Pool	08/02/21	Open	5.5973	2,525,021.34	2,525,021.34	0.00	2,536,639.55	2,536,639.55	0.00	0.00	0.00	
MB29-MBIA SR LIEN TOLL RD 2021	AR-0060	State Pool	08/02/21	Open	5.5973	25,434,019.81	25,434,019.81	0.00	25,551,047.73	25,551,047.73	0.00	0.00	0.00	
MB30-MBIA FLOOD PRO DRAINAGE 20	AR-0061	State Pool	08/02/21	Open	5.5952	13,079,999.97	13,079,999.97	0.00	12,889,797.81	12,889,797.81	0.00	0.00	0.00	
MB31-MBIA FBC ASSIST DIST #9	AR-0062	State Pool	03/11/22	Open	5.5973	4,202,280.27	4,202,280.27	0.00	1,471,692.75	1,471,692.75	0.00	0.00	0.00	
MB32-MBIA FBC ASSIST DIST #11	AR-0063	State Pool	03/11/22	Open	5.5974	8,928,214.29	8,928,214.29	0.00	2,369,080.87	2,369,080.87	0.00	0.00	0.00	
MB36-MBIA FEE OFFICER	AR-0065	State Pool	03/14/22	Open	5.5973	2,310,879.28	2,310,879.28	0.00	2,310,584.50	2,310,584.50	0.00	0.00	0.00	
MB37-MBIA FBC ASSIST DIST #7	AR-0066	State Pool	03/14/22	Open	5.5974	2,889,503.67	2,889,503.67	0.00	1,002,707.10	1,002,707.10	0.00	0.00	0.00	
MB38-MBIA 2020A FBC TAX NOTE	AR-0067	State Pool	03/14/22	Open	5.5973	1,203,022.32	1,203,022.32	0.00	1,208,557.69	1,208,557.69	0.00	0.00	0.00	
MB39-MBIA 2022 TAX NOTE	AR-0072	State Pool	12/16/22	Open	5.5974	25,577,276.46	25,577,276.46	0.00	24,263,562.81	24,263,562.81	0.00	0.00	0.00	
MB40-MBIA FBC ASSIST DIST #22	AR-0073	State Pool	12/16/22	Open	5.5975	1,402,041.28	1,402,041.28	0.00	408,339.19	408,339.19	0.00	0.00	0.00	
MB41-MBIA FUND440 CSCD	AR-0074	State Pool	12/16/22	Open	5.5973	4,298,914.26	4,298,914.26	0.00	4,063,473.08	4,063,473.08	0.00	0.00	0.00	
MB42-MBIA FBC ASSIST DIST #10	AR-0075	State Pool	12/16/22	Open	5.5972	1,343,684.75	1,343,684.75	0.00	500,035.97	500,035.97	0.00	0.00	0.00	
MB43-MBIA LATERAL ROAD	AR-0076	State Pool	12/16/22	Open	5.5974	1,405,942.99	1,405,942.99	0.00	12,396.83	12,396.83	0.00	0.00	0.00	
MB44-MBIA COUNTY LAW LIBRARY	AR-0077	State Pool	12/16/22	Open	5.5974	1,147,168.47	1,147,168.47	0.00	202,400.94	202,400.94	0.00	0.00	0.00	

Premium/Discount Amortization

Ft. Bend County

Effective Interest - Actual Life

Receipts in Period

11/01/23 - 11/30/23

CUSIP	Invest Number	Security Description	Purchase Date	Amortiz Date	Yield Earned	Beginning Par Val/Shares	Beginning Unamor Val/Cost	Premium Discount	Ending Par Val/Shares	Ending Amor Val/Cost	Unamor Prem/Dscnt	Amortization In the Perd	Amortization Purch/Date
LO13-Logic-2023 MOBILITY PROJ	AR-0079	State Pool	08/09/23	Open	5.2645	6,836,463.40	6,836,463.40	0.00	792,941.97	792,941.97	0.00	0.00	0.00
LO14-LOCIG-2023 CERT OF OB	AR-0080	State Pool	08/09/23	Open	0.0000	1.81	1.81	0.00	0.00	0.00	0.00	0.00	0.00
MB45-MBIA ASSIST. DISTRICT #5	AR-0081	State Pool	08/17/23	Open	5.5971	758,111.12	758,111.12	0.00	831,749.56	831,749.56	0.00	0.00	0.00
MB46-MBIA ALIANA MGMT DIST AGRE	AR-0082	State Pool	08/17/23	Open	5.5973	435,488.08	435,488.08	0.00	437,491.87	437,491.87	0.00	0.00	0.00
MB47-MBIA ASSET FORF TASK STATE	AR-0083	State Pool	08/17/23	Open	5.5964	412,309.04	412,309.04	0.00	714,849.92	714,849.92	0.00	0.00	0.00
MB48-MBIA DA ASSET FORF.STATE	AR-0084	State Pool	08/17/23	Open	5.5966	859,838.05	859,838.05	0.00	1,264,652.68	1,264,652.68	0.00	0.00	0.00
MB49-FBC ASSIST. DIST #16	AR-0085	State Pool	08/17/23	Open	5.5973	526,927.56	526,927.56	0.00	516,322.18	516,322.18	0.00	0.00	0.00
State Pool Total					5.5906	461,302,220.79	461,302,220.79	0.00	244,483,700.17	244,483,700.17	0.00	0.00	0.00
Investment Total					5.3526	609,519,659.17	609,519,659.17	0.00	592,705,004.06	592,705,004.06	0.00	0.00	0.00

Open Investments

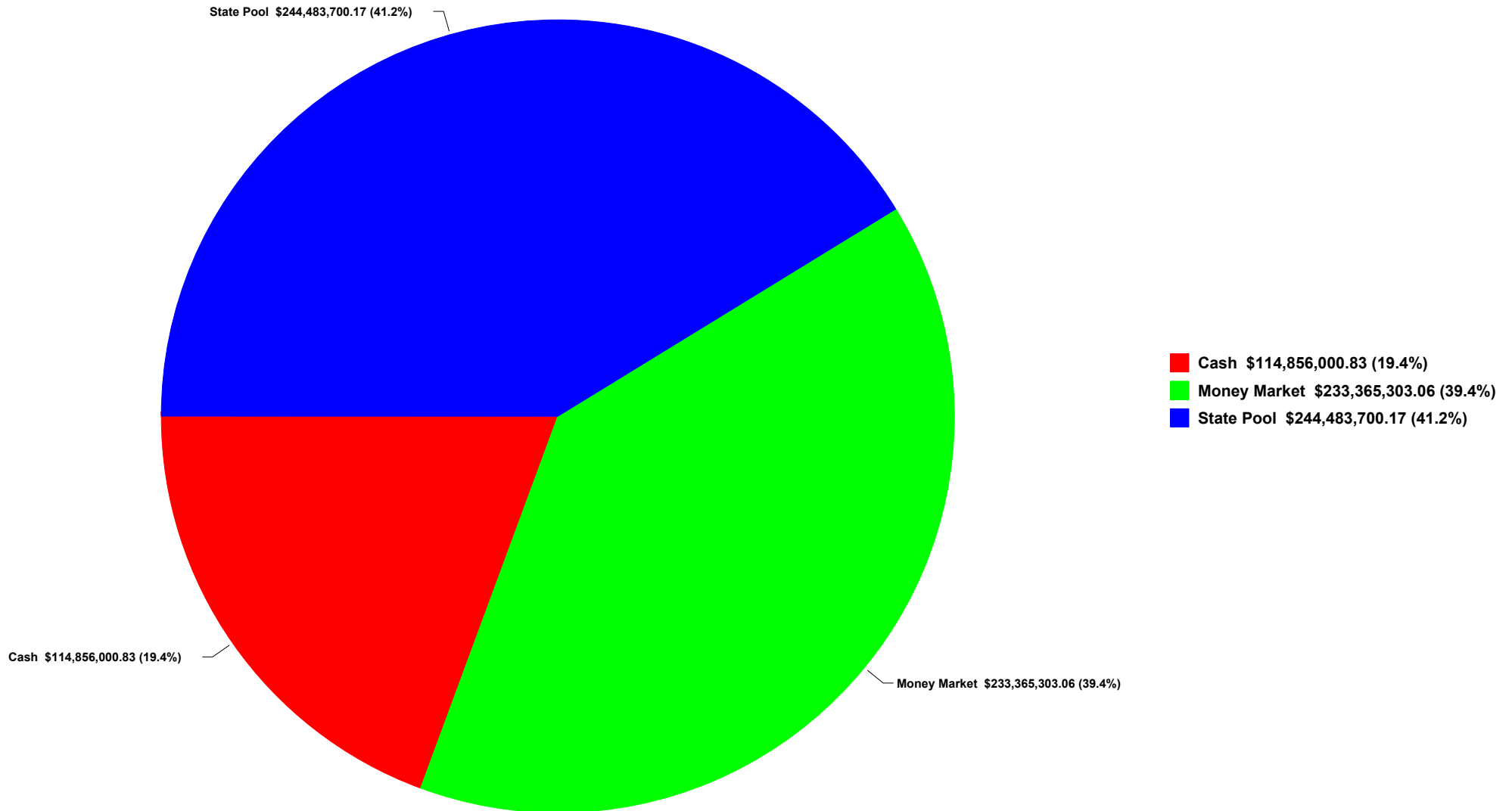
Ft. Bend County

Effective Interest - Actual Life
Receipts in Period
11/30/23

CUSIP	Invest Number	Security Description	FASB Class	Purchase Date	Call Date	Purchase Institut	SafeKeep Institut	Issuing Institut	Yield Matur	Yield Call	Original Unit Cost	Original Par Val/Shares	Original Princ/Cost	Orig Prem Discount	Ending Unit Price	Ending Par Val/Shares	Ending Amor Val/Cost	Unamor Prem/Dscnt
Cash																		
MB45-U S Bank	AR-0078	Balance Account		06/20/23	01/31/24	2700	None	2700	5.4000	5.4000	1.000000	112,000,000.00	112,000,000.00	0.00	1.000000	114,856,000.83	114,856,000.83	0.00
Cash Total									<u>5.4000</u>	<u>5.4000</u>	<u>1.000000</u>	<u>112,000,000.00</u>	<u>112,000,000.00</u>	<u>0.00</u>	<u>1.000000</u>	<u>114,856,000.83</u>	<u>114,856,000.83</u>	<u>0.00</u>
Money Market																		
Cadence-Money Market Accts	AR-0058	Money Market		01/31/21	Open	101	None	101	0.2500	0.2500	1.000000	210,194,488.52	210,194,488.52	0.00	1.000000	233,365,303.06	233,365,303.06	0.00
Money Market Total									<u>0.2500</u>	<u>0.2500</u>	<u>1.000000</u>	<u>210,194,488.52</u>	<u>210,194,488.52</u>	<u>0.00</u>	<u>1.000000</u>	<u>233,365,303.06</u>	<u>233,365,303.06</u>	<u>0.00</u>
State Pool																		
MB02-MBIA General	AR-0015	State Pool		11/01/08	Open	2000	None	2000	5.5859	5.5859	1.000000	17,374,917.83	17,374,917.83	0.00	1.000000	1,409,512.10	1,409,512.10	0.00
MB03-MBIA Road & Bridge	AR-0016	State Pool		11/01/08	Open	2000	None	2000	5.5859	5.5859	1.000000	2,856,438.24	2,856,438.24	0.00	1.000000	1,178,568.40	1,178,568.40	0.00
MB04-MBIA Drainage	AR-0017	State Pool		11/01/08	Open	2000	None	2000	5.5859	5.5859	1.000000	1,267,218.21	1,267,218.21	0.00	1.000000	2,857,242.12	2,857,242.12	0.00
MB06-MBIA Toll Rd. Operations	AR-0019	State Pool		11/01/08	Open	2000	None	2000	5.5859	5.5859	1.000000	3,143,377.27	3,143,377.27	0.00	1.000000	45,715,029.71	45,715,029.71	0.00
TT00-TX TERM General	AR-0022	State Pool		11/01/08	Open	2005	None	2005	5.3700	5.3700	1.000000	10,006,437.87	10,006,437.87	0.00	1.000000	1,140.20	1,140.20	0.00
TT02-TX TERM Toll Rd. Operation	AR-0024	State Pool		11/01/08	Open	2005	None	2005	5.3700	5.3700	1.000000	0.00	0.00	0.00	1.000000	1,138.86	1,138.86	0.00
TT04-TX TERM Road & Bridge	AR-0026	State Pool		11/01/08	Open	2005	None	2005	5.3700	5.3700	1.000000	10,463.28	10,463.28	0.00	1.000000	1,136.79	1,136.79	0.00
TT05-TX TERM Drainage	AR-0027	State Pool		11/01/08	Open	2005	None	2005	5.3700	5.3700	1.000000	109,774.61	109,774.61	0.00	1.000000	377.14	377.14	0.00
LOG1-Logic- General	AR-0028	State Pool		11/10/08	Open	200	None	200	5.5598	5.5598	1.000000	10,000,000.00	10,000,000.00	0.00	1.000000	14,422,101.04	14,422,101.04	0.00
LOG2-Logic-Toll Rd.Operations	AR-0029	State Pool		11/10/08	Open	200	None	200	5.5598	5.5598	1.000000	2,000,000.00	2,000,000.00	0.00	1.000000	14,417,711.79	14,417,711.79	0.00
LOG5-Logic-Drainage	AR-0032	State Pool		11/10/08	Open	200	None	200	5.5598	5.5598	1.000000	500,000.00	500,000.00	0.00	1.000000	822,098.17	822,098.17	0.00
LOG8-Logic-Road & Bridge	AR-0035	State Pool		11/10/08	Open	200	None	200	5.5598	5.5598	1.000000	1,000,000.00	1,000,000.00	0.00	1.000000	1,798,920.69	1,798,920.69	0.00
MB12-MBIA ESD 100 AGREEMENT	AR-0041	State Pool		08/31/16	Open	2000	None	2000	5.5859	5.5859	1.000000	3,900,000.00	3,900,000.00	0.00	1.000000	3,678,302.39	3,678,302.39	0.00
MB13-MBIA ASSISTANCE DIST #1	AR-0042	State Pool		08/31/16	Open	2000	None	2000	5.5859	5.5859	1.000000	10,000,000.00	10,000,000.00	0.00	1.000000	4,310,875.20	4,310,875.20	0.00
MB14-MBIA GR PARKWAY OPERATIONS	AR-0043	State Pool		08/31/16	Open	2000	None	2000	5.5859	5.5859	1.000000	8,500,000.00	8,500,000.00	0.00	1.000000	20,214,768.70	20,214,768.70	0.00
LO10-LOGIC-COUNTY'S CARE ACT	AR-0047	State Pool		05/12/20	Open	200	None	200	5.5598	5.5598	1.000000	67,000,000.00	67,000,000.00	0.00	1.000000	4.63	4.63	0.00
MB18-MBIA COUNTY'S CARES ACT	AR-0048	State Pool		05/12/20	Open	2000	None	2000	5.5859	5.5859	1.000000	67,000,000.00	67,000,000.00	0.00	1.000000	26,761,820.32	26,761,820.32	0.00
MB19-MBIA FBC ASSIST. DIST. #2	AR-0049	State Pool		05/13/20	Open	2000	None	2000	5.5859	5.5859	1.000000	2,500,000.00	2,500,000.00	0.00	1.000000	3,103,204.95	3,103,204.95	0.00
MB20- MBIA FBC ASSIST. DIST. #4	AR-0050	State Pool		05/13/20	Open	2000	None	2000	5.5859	5.5859	1.000000	1,250,000.00	1,250,000.00	0.00	1.000000	1,052,916.26	1,052,916.26	0.00
MB21-MBIA FBC ASSIST. DIST. #6	AR-0051	State Pool		05/13/20	Open	2000	None	2000	5.5859	5.5859	1.000000	2,000,000.00	2,000,000.00	0.00	1.000000	622,359.93	622,359.93	0.00
MB23-MBIA JUVENILE	AR-0053	State Pool		05/13/20	Open	2000	None	2000	5.5859	5.5859	1.000000	8,000,000.00	8,000,000.00	0.00	1.000000	1,443,287.03	1,443,287.03	0.00
MB24-MBIA DEBT SERVICE	AR-0054	State Pool		05/13/20	Open	2000	None	2000	5.5859	5.5859	1.000000	21,000,000.00	21,000,000.00	0.00	1.000000	10,544,807.39	10,544,807.39	0.00
MB25-MBIA DRAINAGE DEBT SERVICE	AR-0055	State Pool		05/13/20	Open	2000	None	2000	5.5859	5.5859	1.000000	1,000,000.00	1,000,000.00	0.00	1.000000	4,289,928.94	4,289,928.94	0.00
MB26-FACILITIES BOND 2018	AR-0056	State Pool		05/13/20	Open	2000	None	2000	5.5859	5.5859	1.000000	14,000,000.00	14,000,000.00	0.00	1.000000	1,961,951.03	1,961,951.03	0.00
MB27-MBIA TX HERITAGE PARKWAY	AR-0057	State Pool		05/13/20	Open	2000	None	2000	5.5859	5.5859	1.000000	17,000,000.00	17,000,000.00	0.00	1.000000	526,171.39	526,171.39	0.00
MB28-MBIA GRAND PARKWAY 2021	AR-0059	State Pool		08/02/21	Open	2000	None	2000	5.5859	5.5859	1.000000	25,000,000.00	25,000,000.00	0.00	1.000000	2,536,639.55	2,536,639.55	0.00
MB29-MBIA SR LIEN TOLL RD 2021	AR-0060	State Pool		08/02/21	Open	2000	None	2000	5.5859	5.5859	1.000000	68,000,000.00	68,000,000.00	0.00	1.000000	25,551,047.73	25,551,047.73	0.00
MB30-MBIA FLOOD PRO DRAINAGE 20	AR-0061	State Pool		08/02/21	Open	2000	None	2000	5.5859	5.5859	1.000000	10,000,000.00	10,000,000.00	0.00	1.000000	12,889,797.81	12,889,797.81	0.00
MB31-MBIA FBC ASSIST DIST #9	AR-0062	State Pool		03/11/22	Open	2000	None	2000	5.5859	5.5859	1.000000	2,000,000.00	2,000,000.00	0.00	1.000000	1,471,692.75	1,471,692.75	0.00
MB32-MBIA FBC ASSIST DIST #11	AR-0063	State Pool		03/11/22	Open	2000	None	2000	5.5859	5.5859	1.000000	3,000,000.00	3,000,000.00	0.00	1.000000	2,369,080.87	2,369,080.87	0.00
MB36-MBIA FEE OFFICER	AR-0065	State Pool		03/14/22	Open	2000	None	2000	5.5859	5.5859	1.000000	3,000,000.00	3,000,000.00	0.00	1.000000	2,310,584.50	2,310,584.50	0.00
MB37-MBIA FBC ASSIST DIST #7	AR-0066	State Pool		03/14/22	Open	2000	None	2000	5.5859	5.5859	1.000000	1,000,000.00	1,000,000.00	0.00	1.000000	1,002,707.10	1,002,707.10	0.00
MB38-MBIA 2020A FBC TAX NOTE	AR-0067	State Pool		03/14/22	Open	2000	None	2000	5.5859	5.5859	1.000000	2,000,000.00	2,000,000.00	0.00	1.000000	1,208,557.69	1,208,557.69	0.00
MB39-MBIA 2022 TAX NOTE	AR-0072	State Pool		12/16/22	Open	2000	None	2000	5.5859	5.5859	1.000000	0.00	0.00	0.00	1.000000	24,263,562.81	24,263,562.81	0.00
MB40-MBIA FBC ASSIST DIST #22	AR-0073	State Pool		12/16/22	Open	2000	None	2000	5.5859	5.5859	1.000000	1,000,000.00	1,000,000.00	0.00	1.000000	408,339.19	408,339.19	0.00
MB41-MBIA FUND440 CSCD	AR-0074	State Pool		12/16/22	Open	2000	None	2000	5.5859	5.5859	1.000000	4,000,000.00	4,000,000.00	0.00	1.000000	4,063,473.08	4,063,473.08	0.00
MB42-MBIA FBC ASSIST DIST #10	AR-0075	State Pool		12/16/22	Open	2000	None	2000	5.5859	5.5859	1.000000	500,000.00	500,000.00	0.00	1.000000	500,035.97	500,035.97	0.00
MB43-MBIA LATERAL ROAD	AR-0076	State Pool		12/16/22	Open	2000	None	2000	5.5859	5.5859	1.000000	1,000,000.00	1,000,000.00	0.00	1.000000	12,396.83	12,396.83	0.00
MB44-MBIA COUNTY LAW LIBRARY	AR-0077	State Pool		12/16/22	Open	2000	None	2000	5.5859	5.5859	1.000000	1,000,000.00	1,000,000.00	0.00	1.000000	202,400.94	202,400.94	0.00
LO13-Logic-2023 MOBILITY PROJ	AR-0079	State Pool		08/09/23	Open	200	None	200	5.5598	5.5598	1.000000	20,000,000.00	20,000,000.00	0.00	1.000000	792,941.97	792,941.97	0.00
LO14-LOCIG-2023 CERT OF OB	AR-0080	State Pool		08/09/23	Open	200	None	200	5.5432	5.5432	1.000000	8,000,000.00	8,000,000.00	0.00	0.000000	0.00	0.00	0.00
MB45-MBIA ASSIST. DISTRICT #5	AR-0081	State Pool		08/17/23	Open	2000	None	2000	5.5859	5.5859	1.000000	600,000.00	600,000.00	0.00	1.000000	831,749.56	831,749.56	0.00
MB46-MBIA ALIANA MGMT DIST AGRE	AR-0082	State Pool		08/17/23	Open	2000	None	2000	5.5859	5.5859	1.000000	500,000.00	500,000.00	0.00	1.000000	437,491.87	437,491.87	0.00
MB47-MBIA ASSET FORF TASK STATE	AR-0083	State Pool		08/17/23	Open	2000	None	2000	5.5859	5.5859	1.000000	3,000,000.00	3,000,000.00	0.00	1.000000	714,849.92	714,849.92	0.00
MB48-MBIA DA ASSET FORF.STATE	AR-0084	State Pool		08/17/23	Open	2000	None	2000	5.5859	5.5859	1.000000	850,000.00	850,000.00	0.00	1.000000	1,264,652.68	1,264,652.68	0.00
MB49-FBC ASSIST. DIST #16	AR-0085	State Pool		08/17/23	Open	2000	None	2000	5.5859	5.5859	1.000000	700,000.00	700,000.00	0.00	1.000000	516,322.18	516,322.18	0.00
State Pool Total																		

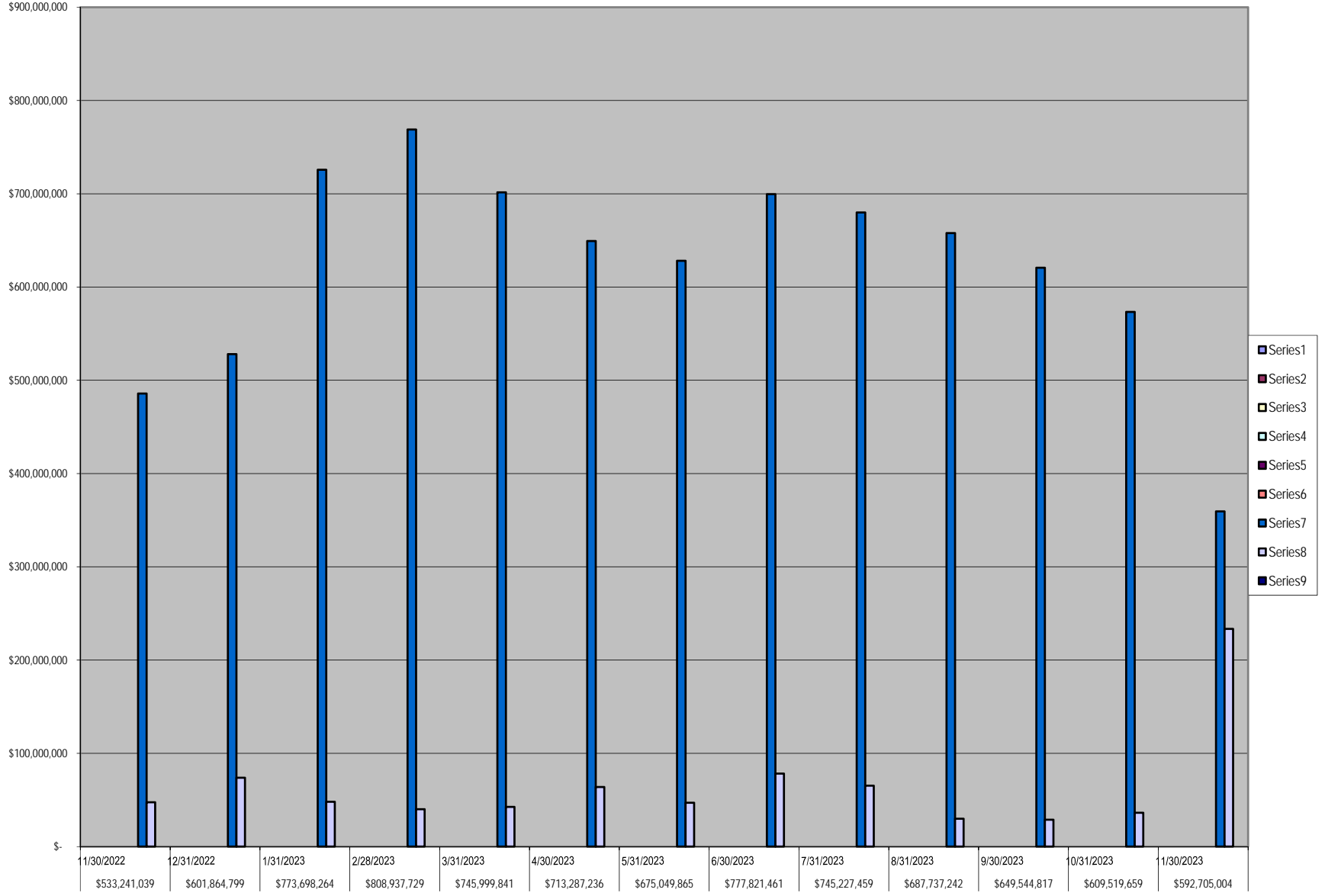
Open Investments
Ft. Bend County
Effective Interest - Actual Life
Receipts in Period
11/30/23

Showing Ending Par Val/Shares: \$592,705,004.06



FBC INVESTMENT TRAILING 12 MONTHS

Open Investments		FARMERS MAC DN	FFCB	FHLB	FHLMC	FNMA	FNMA DISCOUNT NOTE	State Pool	Cadence Money Market	Cadence - Invst. Acct.
\$ 533,241,039	11/30/2022	\$ -	\$ -	\$ -	\$ -	\$ -	\$ -	\$ 485,750,997	\$ 47,490,042	\$ -
\$ 601,864,799	12/31/2022	\$ -	\$ -	\$ -	\$ -	\$ -	\$ -	\$ 528,014,669	\$ 73,850,130	\$ -
\$ 773,698,264	1/31/2023	\$ -	\$ -	\$ -	\$ -	\$ -	\$ -	\$ 725,661,993	\$ 48,036,271	\$ -
\$ 808,937,729	2/28/2023	\$ -	\$ -	\$ -	\$ -	\$ -	\$ -	\$ 768,858,884	\$ 40,078,845	\$ -
\$ 745,999,841	3/31/2023	\$ -	\$ -	\$ -	\$ -	\$ -	\$ -	\$ 701,517,667	\$ 42,482,174	\$ -
\$ 713,287,236	4/30/2023	\$ -	\$ -	\$ -	\$ -	\$ -	\$ -	\$ 649,360,392	\$ 63,926,844	\$ -
\$ 675,049,865	5/31/2023	\$ -	\$ -	\$ -	\$ -	\$ -	\$ -	\$ 628,079,297	\$ 46,970,568	\$ -
\$ 777,821,461	6/30/2023	\$ -	\$ -	\$ -	\$ -	\$ -	\$ -	\$ 699,603,965	\$ 78,217,496	\$ -
\$ 745,227,459	7/31/2023	\$ -	\$ -	\$ -	\$ -	\$ -	\$ -	\$ 679,971,840	\$ 65,255,619	\$ -
\$ 687,737,242	8/31/2023	\$ -	\$ -	\$ -	\$ -	\$ -	\$ -	\$ 657,838,723	\$ 29,898,519	\$ -
\$ 649,544,817	9/30/2023	\$ -	\$ -	\$ -	\$ -	\$ -	\$ -	\$ 620,707,820	\$ 28,836,997	\$ -
\$ 609,519,659	10/31/2023	\$ -	\$ -	\$ -	\$ -	\$ -	\$ -	\$ 573,302,221	\$ 36,217,438	\$ -
\$ 592,705,004	11/30/2023	\$ -	\$ -	\$ -	\$ -	\$ -	\$ -	\$ 359,339,701	\$ 233,365,303	\$ -



12/1/2023



To Whom It May Concern,

In accordance with Cadence Bank's Depository Bid, the interest rate for the month of November 2023 is a fixed rate of 0.25% for all Fort Bend County interest-bearing accounts.

Sincerely,

Jessica Escamilla

Implementation Project Partner
Cadence Bank N.A



Texas CLASS

Texas CLASS

AVERAGE MONTHLY YIELD: 5.5859%

Date	Dividend Rate	Daily Yield
11/01/2023	0.000152955	5.5826%
11/02/2023	0.000152960	5.5830%
11/03/2023	0.000459114	5.5859%
11/04/2023	0.000000000	5.5859%
11/05/2023	0.000000000	5.5859%
11/06/2023	0.000152731	5.5747%
11/07/2023	0.000152799	5.5772%
11/08/2023	0.000153045	5.5861%
11/09/2023	0.000153288	5.5950%
11/10/2023	0.000458586	5.5795%
11/11/2023	0.000000000	5.5795%
11/12/2023	0.000000000	5.5795%
11/13/2023	0.000152853	5.5787%
11/14/2023	0.000152985	5.5847%
11/15/2023	0.000153102	5.5883%
11/16/2023	0.000153098	5.5881%
11/17/2023	0.000459636	5.5923%
11/18/2023	0.000000000	5.5923%
11/19/2023	0.000000000	5.5923%
11/20/2023	0.000153112	5.5885%
11/21/2023	0.000153146	5.5899%
11/22/2023	0.000306226	5.5886%
11/23/2023	0.000000000	5.5886%
11/24/2023	0.000459240	5.5874%
11/25/2023	0.000000000	5.5874%
11/26/2023	0.000000000	5.5874%
11/27/2023	0.000153169	5.5848%
11/28/2023	0.000152994	5.5843%
11/29/2023	0.000153079	5.5874%
11/30/2023	0.000153220	5.5925%

Performance results are shown net of all fees and expenses and reflect the reinvestment of dividends and other earnings. Many factors affect performance including changes in market conditions and interest rates and in response to other economic, political, or financial developments. Investment involves risk including the possible loss of principal. No assurance can be given that the performance objectives of a given strategy will be achieved. **Past performance is no guarantee of future results. Any financial and/or investment decision may incur losses.**



November 30, 2023

TexasDAILY

Current Yield¹: 5.38%

Historical Rates Monthly Distribution Yields²

	2013	2014	2015	2016	2017	2018	2019	2020	2021	2022	2023
January	0.12%	0.04%	0.07%	0.35%	0.58%	1.34%	2.40%	1.61%	0.07%	0.02%	4.36%
February	0.10%	0.04%	0.08%	0.39%	0.59%	1.40%	2.40%	1.58%	0.05%	0.02%	4.57%
March	0.10%	0.04%	0.09%	0.41%	0.66%	1.50%	2.41%	1.20%	0.05%	0.14%	4.70%
April	0.08%	0.04%	0.09%	0.42%	0.75%	1.65%	2.42%	0.83%	0.05%	0.30%	4.86%
May	0.08%	0.04%	0.09%	0.43%	0.76%	1.75%	2.41%	0.41%	0.04%	0.68%	5.04%
June	0.05%	0.04%	0.09%	0.44%	0.85%	1.85%	2.41%	0.24%	0.03%	1.00%	5.11%
July	0.05%	0.05%	0.10%	0.45%	0.96%	1.96%	2.38%	0.22%	0.02%	1.49%	5.15%
August	0.05%	0.06%	0.11%	0.47%	1.00%	1.99%	2.21%	0.16%	0.02%	2.11%	5.33%
September	0.05%	0.06%	0.13%	0.50%	1.03%	2.03%	2.15%	0.14%	0.02%	2.43%	5.35%
October	0.04%	0.06%	0.15%	0.47%	1.05%	2.15%	1.97%	0.12%	0.02%	3.04%	5.35%
November	0.04%	0.06%	0.15%	0.45%	1.09%	2.21%	1.74%	0.10%	0.02%	3.65%	5.37%
December	0.04%	0.07%	0.23%	0.50%	1.21%	2.32%	1.66%	0.09%	0.02%	4.13%	

**Call toll-free
1-866-839-8376**

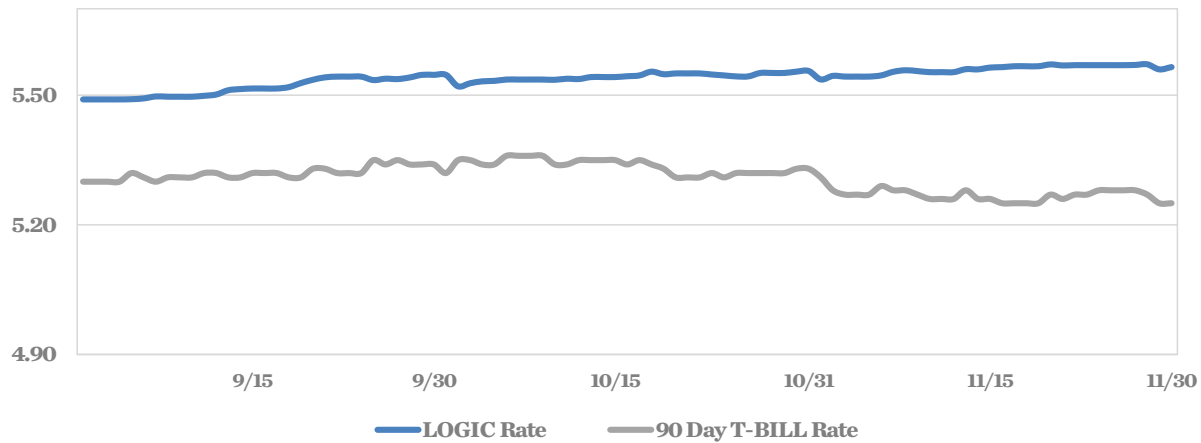
Past performance is not indicative of future results and yields may vary.

(1) The current yield, which is also known as the current annualized yield or current seven-day yield, represents the net change, exclusive of capital changes and income other than investment income, in the value of a hypothetical account with a balance of one share (normally \$1.00 per share) over a seven-day base period expressed as a percentage of the value of one share at the beginning of the seven-day period. This resulting net change in account value is then annualized by multiplying it by 365 and dividing the result by 7. The yields shown may reflect fee waivers by service providers that subsidize and reduce the total operating expenses of the TexasDAILY portfolio. Portfolio yields would be lower if there were no such waivers.

(2) The monthly distribution yield represents the sum of a month's one-day allocation factors divided by the number of days in that month, and multiplied by 365. The yields shown may reflect fee waivers by service providers that subsidize and reduce the total operating expenses of the TexasDAILY portfolio. Portfolio yields would be lower if there were no such waivers.

This information is for institutional investors, not for further distribution to retail investors, and does not represent an offer to sell or a solicitation of an offer to buy or sell any fund or other security. Investors should consider the Texas Range Investment Program's (the "Program's") investment objectives, risks, charges and expenses before investing. This and other information about the Program is available in the Program's Information Statement, which should be read carefully before investing. A copy of the Program's Information Statement may be obtained by calling 1-866-839-8376 or is available on the Program's website at www.texas-range.com. While TexasDAILY and TexasDAILY Select seek to maintain a stable net asset value of \$1.00 per share and TexasTERM seeks to achieve a net asset value of \$1.00 per share at its stated maturity, it is possible to lose money investing in the Program. An investment in the Program is not insured or guaranteed by the Federal Deposit Insurance Corporation or any other governmental agency. Shares of the Program are distributed by **PFM Fund Distributors, Inc.**, member Financial Industry Regulatory Authority (FINRA) (www.finra.org) and Securities Investor Protection Corporation (SIPC) (www.sipc.org). PFM Fund Distributors, Inc. is an affiliate of PFM Asset Management LLC.

LOGIC VERSUS 90-DAY TREASURY BILL



This material is for information purposes only. This information does not represent an offer to buy or sell a security. The above rate information is obtained from sources that are believed to be reliable; however, its accuracy or completeness may be subject to change. The LOGIC management fee may be waived in full or in part at the discretion of the LOGIC co-administrators and the LOGIC rate for the period shown reflects waiver of fees. This table represents historical investment performance/return to the customer, net of fees, and is not an indication of future performance. An investment in the security is not insured or guaranteed by the Federal Deposit Insurance Corporation or any other government agency. Although the issuer seeks to preserve the value of an investment of \$1.00 per share, it is possible to lose money by investing in the security. Information about these and other program details are in the fund's Information Statement which should be read carefully before investing. The yield on the 90-Day Treasury Bill ("T-Bill Yield") is shown for comparative purposes only. When comparing the investment returns of the LOGIC pool to the T-Bill Yield, you should know that the LOGIC pool consists of allocations of specific diversified securities as detailed in the respective Information Statements. The T-Bill Yield is taken from Bloomberg Finance L.P. and represents the daily closing yield on the then current 90-Day T-Bill. The LOGIC yield is calculated in accordance with regulations governing the registration of open-end management investment companies under the Investment Company Act of 1940 as promulgated from time to time by the federal Securities and Exchange Commission.

DAILY SUMMARY FOR NOVEMBER 2023

DATE	MNY MKT FUND EQUIV. [SEC Std.]	DAILY ALLOCATION FACTOR	INVESTED BALANCE	MARKET VALUE PER SHARE	WAM DAYS (1)	WAL DAYS (2)
11/1/2023	5.5366%	0.000151689	\$10,209,689,953.94	1.000071	45	79
11/2/2023	5.5449%	0.000151915	\$10,220,519,198.32	1.000089	47	81
11/3/2023	5.5433%	0.000151870	\$10,191,745,544.29	0.999897	46	79
11/4/2023	5.5433%	0.000151870	\$10,191,745,544.29	0.999897	46	79
11/5/2023	5.5433%	0.000151870	\$10,191,745,544.29	0.999897	46	79
11/6/2023	5.5460%	0.000151944	\$10,178,527,682.62	1.000129	48	81
11/7/2023	5.5544%	0.000152174	\$10,155,989,445.19	1.000124	51	83
11/8/2023	5.5580%	0.000152273	\$10,164,659,715.86	1.000128	54	87
11/9/2023	5.5560%	0.000152219	\$10,178,348,384.14	1.000126	54	87
11/10/2023	5.5536%	0.000152154	\$10,269,448,589.99	0.999909	52	84
11/11/2023	5.5536%	0.000152154	\$10,269,448,589.99	0.999909	52	84
11/12/2023	5.5536%	0.000152154	\$10,269,448,589.99	0.999909	52	84
11/13/2023	5.5605%	0.000152342	\$10,115,863,040.36	1.000112	55	87
11/14/2023	5.5600%	0.000152328	\$10,034,766,429.29	1.000208	55	86
11/15/2023	5.5642%	0.000152444	\$9,982,966,519.67	1.000228	55	86
11/16/2023	5.5652%	0.000152471	\$10,012,090,416.99	1.000220	55	87
11/17/2023	5.5673%	0.000152528	\$9,986,732,788.91	1.000025	54	85
11/18/2023	5.5673%	0.000152528	\$9,986,732,788.91	1.000025	54	85
11/19/2023	5.5673%	0.000152528	\$9,986,732,788.91	1.000025	54	85
11/20/2023	5.5715%	0.000152643	\$9,995,395,742.14	1.000246	57	87
11/21/2023	5.5691%	0.000152577	\$10,040,687,242.63	1.000237	55	84
11/22/2023	5.5698%	0.000152597	\$10,047,128,483.26	1.000137	54	82
11/23/2023	5.5698%	0.000152597	\$10,047,128,483.26	1.000137	54	82
11/24/2023	5.5698%	0.000152598	\$10,119,280,163.01	1.000012	54	83
11/25/2023	5.5698%	0.000152598	\$10,119,280,163.01	1.000012	54	83
11/26/2023	5.5698%	0.000152598	\$10,119,280,163.01	1.000012	54	83
11/27/2023	5.5703%	0.000152611	\$10,121,785,137.98	1.000232	54	82
11/28/2023	5.5718%	0.000152651	\$10,118,406,755.57	1.000228	54	83
11/29/2023	5.5600%	0.000152330	\$10,640,803,387.89	1.000296	52	79
11/30/2023	5.5653%	0.000152474	\$10,489,760,450.40	1.000304	53	81
Average	5.5598%	0.000152324	\$10,148,537,924.27		52	83



QUESTIONS?

If you have any questions regarding your account or this statement, please contact your Administrator.

FORT BEND COUNTY

MARQUES MCNIESE
CN-OH-W5IT
CN-OH-W5IT
425 WALNUT STREET
CINCINNATI OH 45202
Phone 513-632-4147
E-mail marques.mcniese@usbank.com

This statement is for the period from November 1, 2023 to November 30, 2023

Portfolio Manager:
TS CIN RC #3 - AUTO
CN-OH-W6TC



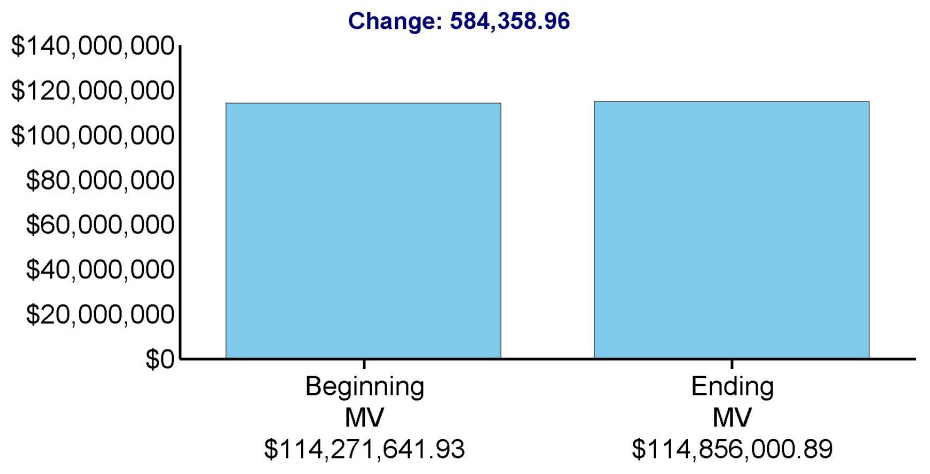
00001306 02 SP 000638605945489 P
FORT BEND COUNTY
ATTN: FBC TREASURER
301 JACKSON STREET, SUITE 514
RICHMOND, TX 77469-3108



FORT BEND COUNTY

MARKET VALUE SUMMARY

	Current Period 11/01/23 to 11/30/23
Beginning Market Value	\$114,271,641.93
Taxable Interest	440,953.13
Change in Investment Value	141,396.52
Change in Accrued Income	2,009.31
Ending Market Value	\$114,856,000.89





FORT BEND COUNTY

Page 2 of 9
November 1, 2023 to November 30, 2023

ASSET SUMMARY

Assets	Current Period Market Value	% of Total	Estimated Annual Income
Cash & Equivalents	114,850,904.34	100.00	6,572,062.34
Accrued Income	5,096.55	0.00	
Total Market Value	\$114,856,000.89	100.00	\$6,572,062.34



FORT BEND COUNTY

Page 3 of 9
November 1, 2023 to November 30, 2023

INCOME SUMMARY

	Income Received Current Period
Taxable Interest	440,953.13
Total Current Period Income	\$440,953.13



FORT BEND COUNTY

CASH SUMMARY

	Principal Cash	Income Cash	Total Cash
Beginning Cash 11/01/2023	-\$812,866.70	\$812,866.70	\$0.00
Taxable Interest		440,953.13	440,953.13
Purchases	-18,630,880.89		-18,630,880.89
Sales	18,262,134.11		18,262,134.11
Net Money Market Activity	-72,206.35		-72,206.35
Ending Cash 11/30/2023	-\$1,253,819.83	\$1,253,819.83	\$0.00



FORT BEND COUNTY

Page 5 of 9
November 1, 2023 to November 30, 2023

ASSET DETAIL

Security Description

Shares/Face Amt	Price	Market Value	Tax Cost	Unrealized Gain/Loss	Percent of Total Portfolio	Estimated Annual Income	Estimated Current Yield	Accrued Income
Cash & Equivalents								
Cash/Money Market								
Banco Santander Sa U S Disc C P - 05970RC52 03/05/2024								
9,600,000.000	98.5300	9,458,880.00	9,333,418.67	125,461.33	8.2	552,853.33	5.84	0.00
Bedford Row Fdg Corp Disc Coml C P - 07644BZJ4 12/18/2023								
8,700,000.000	99.7460	8,677,902.00	8,463,408.33	214,493.67	7.6	485,145.84	5.59	0.00
Bnp Paribas Fortis New York C P - 09659JFL2 06/20/2024								
9,740,000.000	96.8800	9,436,112.00	9,373,776.00	62,336.00	8.2	556,965.67	5.90	0.00
Credit Agricole Corporate C P - 22533TGS9 07/26/2024								
9,000,000.000	96.3240	8,669,160.00	8,663,960.00	5,200.00	7.5	494,575.00	5.70	0.00
First American Government - 31846V567 Oblig Fd Cl Z #3676								
78,908.740	1.0000	78,908.74	78,908.74	0.00	0.1	4,140.73	5.25	5,096.55
Gta Fdg LLC Disc Coml Paper C P - 40060XZL7 12/20/2023								
10,000,000.000	99.7160	9,971,600.00	9,724,500.00	247,100.00	8.7	558,652.78	5.60	0.00
Liberty Str Fdg LLC Disc Coml C P - 53127TA52 01/05/2024								
8,700,000.000	99.4690	8,653,803.00	8,439,957.00	213,846.00	7.5	484,263.75	5.60	0.00
MacQuarie Bk Ltd Disc Coml C P - 55607KDS2 04/26/2024								
9,600,000.000	97.7220	9,381,312.00	9,280,783.97	100,528.03	8.2	547,013.38	5.83	0.00
Mufg Bk Ltd N Y Brh Disc C P - 62479LAJ4 01/18/2024								
10,000,000.000	99.2720	9,927,200.00	9,679,166.66	248,033.34	8.6	557,638.90	5.62	0.00



FORT BEND COUNTY

Page 6 of 9
November 1, 2023 to November 30, 2023**ASSET DETAIL (continued)****Security Description**

Shares/Face Amt	Price	Market Value	Tax Cost	Unrealized Gain/Loss	Percent of Total Portfolio	Estimated Annual Income	Estimated Current Yield	Accrued Income
National Australia Bk Ltd Disc C P - 63254EE71 05/07/2024								
9,740,000.000	97.5510	9,501,467.40	9,441,977.64	59,489.76	8.3	554,990.62	5.84	0.00
National Bk Cda Disc Coml C P - 63307LBL4 02/20/2024								
10,290,000.000	98.7560	10,161,992.40	10,009,883.33	152,109.07	8.8	584,243.34	5.75	0.00
Royal Bk Cda Disc Coml Paper C P - 78009ABS2 02/26/2024								
11,120,000.000	98.6640	10,971,436.80	10,797,158.60	174,278.20	9.6	623,476.78	5.68	0.00
Swedbank Ab C P - 87019RG18 07/01/2024								
10,300,000.000	96.7100	9,961,130.00	9,966,920.89	-5,790.89	8.7	568,102.22	5.70	0.00
Total Cash/Money Market		\$114,850,904.34	\$113,253,819.83	\$1,597,084.51	100.0	\$6,572,062.34		\$5,096.55

Cash

Principal Cash	-1,253,819.83	-1,253,819.83	-1.1
----------------	---------------	---------------	------



FORT BEND COUNTY

Page 7 of 9
November 1, 2023 to November 30, 2023**ASSET DETAIL (continued)****Security Description**

Shares/Face Amt	Price	Market Value	Tax Cost	Unrealized Gain/Loss	Percent of Total Portfolio	Estimated Annual Income	Estimated Current Yield	Accrued Income
Income Cash		1,253,819.83	1,253,819.83		1.1			
Total Cash		\$0.00	\$0.00	\$0.00	0.0	\$0.00		\$0.00
Total Cash & Equivalents		\$114,850,904.34	\$113,253,819.83	\$1,597,084.51	100.0	\$6,572,062.34		\$5,096.55
Total Assets		\$114,850,904.34	\$113,253,819.83	\$1,597,084.51	100.0	\$6,572,062.34		\$5,096.55
Accrued Income		\$5,096.55	\$5,096.55		0.0			
Grand Total		\$114,856,000.89	\$113,258,916.38		100.0			

Estimated Current Yield

5.72

ASSET DETAIL MESSAGES

Time of trade execution and trading party (if not disclosed) will be provided upon request.

Publicly traded assets are valued in accordance with market quotations or valuation methodologies from financial industry services believed by us to be reliable. Assets that are not publicly traded may be reflected at values from other external sources. Assets for which a current value is not available may be reflected at a previous value or as not valued, at par value, or at a nominal value. Values shown do not necessarily reflect prices at which assets could be bought or sold. Values are updated based on internal policy and may be updated less frequently than statement generation.



FORT BEND COUNTY

Page 8 of 9
November 1, 2023 to November 30, 2023

TRANSACTION DETAIL

Date Posted	Activity	Description	Income Cash	Principal Cash	Tax Cost
Beginning Balance 11/01/2023			\$812,866.70	-\$812,866.70	\$112,812,866.70
11/01/23	Asset Income	Interest Earned On First Am Govt Ob Fd CI Z Interest From 10/1/23 To 10/31/23	3,087.24		
11/17/23	Sale	Matured 8,700,000 Par Value Of Gta Fdg LLC Disc Coml C P 11/17/23 Trade Date 11/17/23 8,700,000 Par Value At 100 %		8,504,356.33	-8,504,356.33
11/17/23	Asset Income	Interest Earned On Gta Fdg LLC Disc Coml C P 11/17/23 8,700,000 Par Value At 100 %	195,643.67		
11/21/23	Purchase	Purchased 9,000,000 Par Value Of Credit Agricole C P 7/26/24 Trade Date 11/21/23 Purchased Through Rbc Capital Markets, LLC 9,000,000 Par Value At 96.26622222 %		-8,663,960.00	8,663,960.00
11/30/23	Purchase	Purchased 10,300,000 Par Value Of Swedbank Ab C P 7/01/24 Trade Date 11/28/23 Purchased Through Wells Fargo Securities, LLC 10,300,000 Par Value At 96.76622222 %		-9,966,920.89	9,966,920.89
11/30/23	Sale	Matured 10,000,000 Par Value Of Australia New Zealand C P 11/30/23 Trade Date 11/30/23 10,000,000 Par Value At 100 %		9,757,777.78	-9,757,777.78
11/30/23	Asset Income	Interest Earned On Australia New Zealand C P 11/30/23 10,000,000 Par Value At 100 %	242,222.22		
	Purchase	Combined Purchases For The Period 11/ 1/23 - 11/30/23 Of First Am Govt Ob Fd CI Z		-8,736,166.35	8,736,166.35
	Sale	Combined Sales For The Period 11/ 1/23 - 11/30/23 Of First Am Govt Ob Fd CI Z		8,663,960.00	-8,663,960.00
Ending Balance 11/30/2023			\$1,253,819.83	-\$1,253,819.83	\$113,253,819.83



FORT BEND COUNTY

Page 9 of 9
November 1, 2023 to November 30, 2023

SALE/MATURITY SUMMARY

Settlement Date	Description	Tax Cost	Proceeds	Estimated Gain/Loss
Cash and Equivalents				
Australia New Zealand Bkg C P				
11/30/2023				
05253CYW0				
11/30/23	Matured 10,000,000 Par Value Trade Date 11/30/23 10,000,000 Par Value At 100 %	-9,757,777.78	9,757,777.78	
Gta Fdg LLC Disc Coml Paper C P				
11/17/2023				
40060XYH7				
11/17/23	Matured 8,700,000 Par Value Trade Date 11/17/23 8,700,000 Par Value At 100 %	-8,504,356.33	8,504,356.33	
Total Cash and Equivalents		-\$18,262,134.11	\$18,262,134.11	\$0.00
Total Sales & Maturities		-\$18,262,134.11	\$18,262,134.11	\$0.00

SALE/MATURITY SUMMARY MESSAGES

Estimates should not be used for tax purposes

Cadence Bank
Money Market Accounts
November 30, 2023

FUND	DESCRIPTION	BEGINNING BALANCE	DEPOSITS	WITH- DRAWALS	INTEREST	ENDING BALANCE
100	General Operating	22,632,584.58	69,849,329.89	76,295,409.18	2,542.46	16,189,047.75
150	Juvenile Operations	1,340,291.15	932,174.85	1,586,328.19	96.29	686,234.10
155	Road & Bridge	17,391.72	1,985,450.40	1,612,136.63	52.29	390,757.78
160	Drainage District	18,882.51	819,469.30	602,266.23	6.05	236,091.63
165	Lateral Road	111,627.42	1,500,000.00	1,600,000.00	13.35	11,640.77
170	Statue Restoration	4,637.82	-	-	0.95	4,638.77
175	City Water Assistance	5,247.09	224.00	-	1.12	5,472.21
185	Entex Contributions	4.71	-	-	-	4.71
190	H L & P Assistance	14,459.49	-	1,000.00	2.82	13,462.31
195	County Law Library	79,697.22	1,045,143.90	1,075,223.16	13.26	49,631.22
200	Law Enforcement Academy	611,599.28	300.00	10,759.75	124.36	601,263.89
205	Surface Water Supply Corp.	8,382.09	-	-	1.72	8,383.81
206	Industrial Development Corp	800.20	-	-	0.16	800.36
207	FBC Historical Commission	6,932.82			1.42	6,934.24
215	Library Donations	92,225.95	458.36	1,082.38	18.81	91,620.74
225	FBC Asset Forfeiture-Task-State	54,283.69	283,869.68	303,619.61	11.01	34,544.77
235	Probate Court Training	180,346.47	1,185.03	-	37.09	181,568.59
245	Alert Program-Juvenile	56,030.59	-	-	11.51	56,042.10
255	D A Asset Forfeiture-Fed.	55.70	-	-	0.01	55.71
265	Gus George Memorial	4,714.43		-	0.97	4,715.40
280	Co.Atty.Supplemental Salary	230,276.96		12,468.69	45.46	217,853.73
290	VIT Interest (Tax Coll)	78,227.28	2,108.58	-	16.51	80,352.37
300	FBC Elections	591,986.25	136,000.90	5,753.92	136.51	722,369.74
310	Sheriff Ofc/Forfeiture-Assets-St.	1,061,354.96	35,526.87	13,961.00	223.05	1,083,143.88
315	Sheriff Ofc/Forfeiture-Assets-Fed.	189,972.64		-	39.04	190,011.68
320	Constable Pct. 2 F/A	0.01	-	-	-	0.01
322	Constable Pct 3 F/A	9,028.59	-	-	1.86	9,030.45
324	Constable Pct 1 F/A	0.76	-	-	-	0.76
332	Fire Marshal St. Ass't. Forfeiture	706.96	-	-	0.15	707.11
335	DA Asset Forfeiture-State	437,825.63		425,040.90	48.02	12,832.75
360	Law Enforcement Training	78,484.09			16.13	78,500.22
390	Child Protective Service IV-E	189,462.04		2,407.09	38.84	187,093.79

Cadence Bank
Money Market Accounts
November 30, 2023

402	Hope 3 Program Sales	61.22	-	-	0.01	61.23
		-				
410	Child Support IVD Reimb.	195,348.51	4,411.00	-	40.39	199,799.90
415	Local Law Enf.Block Grant	45,821.35	492.25	2,979.00	9.00	43,343.60
440	Supervision	323,083.14	438,421.56	568,232.32	24.36	193,296.74
470	FBC Assist District #16	176.51	16,888.75	16,563.91	0.23	501.58
471	FBC Assist District #17	7,620.33	812.63	-	1.68	8,434.64
472	FBC Assist District #18	98,283.57	2,051.17	-	20.49	100,355.23
473	FBC Assist District #19	191,429.72	19,556.15	15,588.98	40.55	195,437.44
474	FBC Assist District #20	356,030.42	10,804.97	13,936.49	73.46	352,972.36
475	FBC Assist District #21	11,410.48	672.05		2.44	12,084.97
476	FBC Assist District #22	46,747.76	1,032,965.42	1,000,000.00	14.35	79,727.53
600/605	Debt Service Account	59,922.35	1,587,441.92	1,084,871.76	47.70	562,540.21
610	Drainage Debt Service	6,997.65	1,078.45	-	1.55	8,077.65
756	2018 Facilities Bond Projects	66,424.13	4,653.78	192.99	14.34	70,899.26
764	2020 Drainage Flood Projects	3,192.27	250,000.00	139,308.57	2.46	113,886.16
766	2020 Mobility - Tx Heritage Pkwy	32,418.53	-	862.52	6.57	31,562.58
768	2020A Tax Notes	3,667.74	-	-	0.75	3,668.49
773	FBC Tax Note 2022	2,684.82	1,427,000.00	1,360,144.75	5.78	69,545.85
775	Unlimited Tax Road Bonds	5,659.31	8,163,095.50	6,699,074.85	204.39	1,469,884.35
776	Certificates of Obligation	-	-	-	-	-
803	2021 FBCTRA Bond Projects	8,403.66			1.73	8,405.39
807	2021 Grand Pkwy Toll Rd Projects	3,059.16			0.63	3,059.79
810	Toll Road Operations	19,744.76	74,366,428.56	8,021,024.29	650.20	66,365,799.23
815	Grand Pkwy Toll Road Ops	4,165.73	66,105,169.97	6,011,999.48	1,921.58	60,099,257.80
860	EPI Center Enterprises	-	-	-	-	-
990	County's Cares Act	544.89	20,502,181.92	20,453,086.71	2.79	49,642.89
TREA	Treasurer's Account	1,164,759.30	16,977,495.07	17,119,045.78	131.76	1,023,340.35
INVE	FBC Investment Account	-	92,220,000.00	17,720,000.00	510.27	74,500,510.27
850M	Boon-Chapman Medical	437,133.22	6,501,083.02	4,311,964.55	401.19	2,626,652.88
850D	Boon-Chapman Dental	742,356.29	500,000.00	172,285.27	186.67	1,070,257.69
882	Boon-Chapman 125	500,330.15	76,322.59	49,634.89	108.19	527,126.04
884	Fee Officer's Account	978,087.22	1,759,375.26	1,891,307.11	-	846,155.37
912	JP Credit Card Processing	84,942.88	264,155.16	306,985.69	11.37	42,123.72

Cadence Bank
Money Market Accounts
November 30, 2023

908	EMS Credit Card Processing	27,431.47	39,371.22	32,507.87	6.27	34,301.09
DACC	D A Credit Card Processing	4,690.48	13,580.00	14,944.34	0.82	3,326.96
PTCC	Public Transportation Credit Cards	6,198.02	17,061.52	20,803.26	3.09	2,459.37
CSCC	CSCD Credit Card	247,270.51	246,819.63	268,805.89	49.32	225,333.57
LBCC	Library Credit Card	1,657.48	5,996.57	6,054.91	0.28	1,599.42
JUCC	Juvenile Credit Card	159.99	1,311.71	1,341.80	0.10	130.00
SOCC	Sheriff Credit Card	18,617.35	32,022.82	21,775.17	3.38	28,868.38
TRCC	Toll Road Permit Credit Card	0.16	2,406.83	1,256.99	0.13	1,150.13
130	Assistant Dist Number 1	589,123.74	14,634,492.15	15,201,128.88	97.22	22,584.23
131	Assistant Dist Number 2	237,261.34	9,254,610.80	9,450,000.00	42.22	41,914.36
133	Assistant Dist Number 4	117,747.37	2,153,777.03	2,160,708.96	21.00	110,836.44
134	Assistant Dist Number 5	54,085.85	18,720.16	70,000.00	7.09	2,813.10
135	Assistant Dist Number 6	128,845.93	3,409,174.72	3,534,785.45	31.87	3,267.07
136	Assistant Dist Number 7	90,156.05	2,220,554.06	2,273,911.37	22.79	36,821.53
137	Assistant Dist Number 8	148,219.77	128,567.78	126,991.01	30.76	149,827.30
138	Assistant Dist Number 9	99,197.91	3,159,473.62	3,250,000.00	19.35	8,690.88
139	Assistant Dist Number 10	116,854.39	1,079,635.10	1,150,000.00	21.08	46,510.57
140	Assistant Dist Number 11	200,800.54	7,225,173.88	7,400,000.00	35.29	26,009.71
141	Assistant District Number 12	154,756.72	143,106.60	144,867.40	32.36	153,028.28
145	Emergency Svc Dist 100	62,202.20	10,000,000.00	10,000,000.00	12.78	62,214.98
146	Aliana Mgmt Dist. Agreement	9,803.59	215,528.09		35.97	225,367.65
CCCA	Non Fee Officer CC Clearing Acct	66,602.76	67,778.78	119,226.84	9.01	15,163.71
JPMT	Juror Payments	-	-	-		-
EPEC	Engineering Permitting E-Check	5,014.86	25,367.00	20,050.86	1.59	10,332.59
JP41	JP 4 E-Filing	4,966.17	21,116.75	24,405.92	0.56	1,677.56
JP12	JP 1-2 E-Filing	589.15	2,655.00	3,144.15	0.08	100.08
JP21	JP 2-1 E-Filing	5,515.48	26,903.25	29,270.98	0.83	3,148.58
JP11	JP 1-1 E-Filing	0.29	7,640.25	7,640.54	0.34	0.34
JP31	JP 3 E-Filing	3,975.99	19,404.01	20,995.00	0.66	2,385.66
JP2-2	JP 2-2 E Filing	43.02	135.00	178.02	0.01	0.01
	EMS Patient Acct Svcs ACH	0.36	654,106.96	650,033.42	1.59	4,075.49
DCJS	DC Jury Summons Postage	17,331.03	-	3,697.49	3.19	13,636.73
	Elections CC Account	76.01	228.00	76.01	0.04	228.04

Cadence Bank
Money Market Accounts
November 30, 2023

	Fire Marshal CC Account	13,817.83	52,704.20	60,546.03	2.61	5,978.61
	Petty Cash	-	1,606.24	1,606.24	-	-
CAPP	Narcotics Prepaid Cards	11,002.34	-	2.34	2.26	11,002.26
400A	Section 108 Arcola Loan Acct	230,686.80	-	-	47.40	230,734.20
JPMS	Juror Payments -Rapid Financial	29,506.47	77,572.00	69,218.97	4.24	37,863.74
RBCC	Road & Bridge CC	5,200.79	8,700.00	5,200.79	1.90	8,701.90
	Total	36,217,438.38	423,791,100.64	226,651,723.54	8,487.58	233,365,303.06

Investment Report

Ft. Bend County

12/01/23 - 12/31/23

This report summarizes the investment position of Ft. Bend County for the period 12/01/23 to 12/31/23.

	11/30/23	12/31/23
Book Value	592,705,004.06	571,351,623.60
Market Value	592,705,004.06	571,351,623.60
Par Value	592,705,004.06	571,351,623.60
Change in Market Value		0.00
Weighted Average Maturity (in Days)	12	17
Weighted Average Yield-to-Maturity of Portfolio	3.4457%	5.0335%
Yield-to-Maturity of 90 Day T-Bill	5.2330%	5.2250%
Accrued Interest		0.00
Received and Accrued Interest		3,460,115.07

This report is presented in accordance with the Texas Government Code Title 10 Section 2256.023. The below signed hereby certify that, to the best of their knowledge on the date this report was created, Ft. Bend County is in compliance with the provisions of Government Code 2256 and with the stated policies and strategies of Ft. Bend County.



 Director of Finance & Investments

2/27/2024

 Date



 County Treasurer

1-Mar-2024

 Date

GASB 31 Compliance Ft. Bend County

Effective Interest - Actual Life
Receipts in Period
12/01/23 - 12/31/23

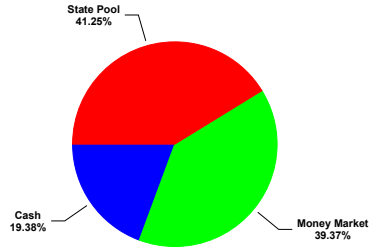
CUSIP	Invest Number	Security Description	Purchase Date	Sale Date	Valuation Method	Yield Earned	Price Source 12/01/23	Original Princ/Cost	Beginning Unit Price	Par Value On 12/01/23	Reported Value 12/01/23	Purchase Cost	Sales Proceeds	Ending Unit Price	Par Value On 12/31/23	Price Source 12/31/23	Reported Value 12/31/23	Change in Fair Value	Interest	Net Investment Income	S & P Rating	Moody's Rating	Other Rating
MB02-MBIA General	AR-0015	State Pool	11/01/08	Open	Fair Value	5.5921	Manual	17,374,917.83	1.000000	1,409,512.10	1,409,512.10	0.00	-2,576,702.64	1.000000	3,986,214.74	Manual	3,986,214.74	0.00	66,118.14	66,118.14			
MB03-MBIA Road & Bridge	AR-0016	State Pool	11/01/08	Open	Fair Value	5.5916	Manual	2,856,438.24	1.000000	1,178,568.40	1,178,568.40	0.00	646,430.67	1.000000	532,137.73	Manual	532,137.73	0.00	3,569.33	3,569.33			
MB04-MBIA Drainage	AR-0017	State Pool	11/01/08	Open	Fair Value	5.5876	Manual	1,267,218.21	1.000000	2,857,242.12	2,857,242.12	0.00	477,612.89	1.000000	2,379,629.23	Manual	2,379,629.23	0.00	12,387.11	12,387.11			
MB06-MBIA Toll Rd. Operations	AR-0019	State Pool	11/01/08	Open	Fair Value	5.5867	Manual	3,143,377.27	1.000000	45,715,029.71	45,715,029.71	0.00	17,767,634.43	1.000000	27,947,395.28	Manual	27,947,395.28	0.00	132,365.57	132,365.57			
TT00-TX TERM General	AR-0022	State Pool	11/01/08	Open	Fair Value	5.3793	Manual	10,006,437.87	1.000000	1,140.20	1,140.20	0.00	-5.21	1.000000	1,145.41	Manual	1,145.41	0.00	5.21	5.21			
TT02-TX TERM Toll Rd. Operation	AR-0024	State Pool	11/01/08	Open	Fair Value	5.3753	Manual	0.00	1.000000	1,138.86	1,138.86	0.00	-5.20	1.000000	1,144.06	Manual	1,144.06	0.00	5.20	5.20			
TT04-TX TERM Road & Bridge	AR-0026	State Pool	11/01/08	Open	Fair Value	5.3747	Manual	10,463.28	1.000000	1,136.79	1,136.79	0.00	-5.19	1.000000	1,141.98	Manual	1,141.98	0.00	5.19	5.19			
TT05-TX TERM Drainage	AR-0027	State Pool	11/01/08	Open	Fair Value	5.3690	Manual	109,774.61	1.000000	377.14	377.14	0.00	-1.72	1.000000	378.86	Manual	378.86	0.00	1.72	1.72			
LOG1-Logic- General	AR-0028	State Pool	11/10/08	Open	Fair Value	5.5396	Manual	10,000,000.00	1.000000	14,422,101.04	14,422,101.04	0.00	9,957,940.39	1.000000	4,464,160.65	Manual	4,464,160.65	0.00	42,059.61	42,059.61			
LOG2-Logic-Toll Rd Operations	AR-0029	State Pool	11/10/08	Open	Fair Value	5.5403	Manual	2,000,000.00	1.000000	14,417,711.79	14,417,711.79	0.00	-67,852.18	1.000000	14,485,563.97	Manual	14,485,563.97	0.00	67,852.18	67,852.18			
LOG5-Logic-Drainage	AR-0032	State Pool	11/10/08	Open	Fair Value	5.5403	Manual	500,000.00	1.000000	822,098.17	822,098.17	0.00	-3,868.94	1.000000	825,967.11	Manual	825,967.11	0.00	3,868.94	3,868.94			
LOG8-Logic-Road & Bridge	AR-0035	State Pool	11/10/08	Open	Fair Value	5.5403	Manual	1,000,000.00	1.000000	1,798,920.69	1,798,920.69	0.00	-8,466.03	1.000000	1,807,386.72	Manual	1,807,386.72	0.00	8,466.03	8,466.03			
MB12-MBIA ESD 100 AGREEMENT	AR-0041	State Pool	08/31/16	Open	Fair Value	5.5866	Manual	3,900,000.00	1.000000	3,678,302.39	3,678,302.39	0.00	-17,455.42	1.000000	3,695,757.81	Manual	3,695,757.81	0.00	17,455.42	17,455.42			
MB13-MBIA ASSISTANCE DIST #1	AR-0042	State Pool	08/31/16	Open	Fair Value	5.5866	Manual	10,000,000.00	1.000000	4,310,875.20	4,310,875.20	0.00	-20,457.33	1.000000	4,331,332.53	Manual	4,331,332.53	0.00	20,457.33	20,457.33			
MB14-MBIA GR PARKWAY OPERATIONS	AR-0043	State Pool	08/31/16	Open	Fair Value	5.5869	Manual	8,500,000.00	1.000000	20,214,768.70	20,214,768.70	0.00	1,008,275.58	1.000000	19,206,493.12	Manual	19,206,493.12	0.00	91,724.42	91,724.42			
LO10-LOGIC-COUNTY'S CARE ACT	AR-0044	State Pool	05/12/20	Open	Fair Value	5.5598	Manual	67,000,000.00	1.000000	4.63	4.63	0.00	4.63	0.000000	0.00	Manual	0.00	0.00	0.00	0.00			
MB18-MBIA COUNTY'S CARES ACT	AR-0048	State Pool	05/12/20	Open	Fair Value	5.5867	Manual	67,000,000.00	1.000000	26,761,820.32	26,761,820.32	0.00	344,439.22	1.000000	26,417,381.10	Manual	26,417,381.10	0.00	125,560.78	125,560.78			
MB19-MBIA FBC ASSIST. DIST. #2	AR-0049	State Pool	05/13/20	Open	Fair Value	5.5866	Manual	2,500,000.00	1.000000	3,103,204.95	3,103,204.95	0.00	-14,726.29	1.000000	3,117,931.24	Manual	3,117,931.24	0.00	14,726.29	14,726.29			
MB20-MBIA FBC ASSIST. DIST. #4	AR-0050	State Pool	05/13/20	Open	Fair Value	5.5866	Manual	1,250,000.00	1.000000	1,052,916.26	1,052,916.26	0.00	-4,996.61	1.000000	1,057,912.87	Manual	1,057,912.87	0.00	4,996.61	4,996.61			
MB21-MBIA FBC ASSIST. DIST. #6	AR-0051	State Pool	05/13/20	Open	Fair Value	5.5866	Manual	2,000,000.00	1.000000	622,359.93	622,359.93	0.00	-2,953.41	1.000000	625,313.34	Manual	625,313.34	0.00	2,953.41	2,953.41			
MB23-MBIA JUVENILE	AR-0053	State Pool	05/13/20	Open	Fair Value	5.5973	Manual	8,000,000.00	1.000000	1,443,287.03	1,443,287.03	0.00	1,409,879.78	1.000000	33,407.25	Manual	33,407.25	0.00	3,120.22	3,120.22			
MB24-MBIA DEBT SERVICE	AR-0054	State Pool	05/13/20	Open	Fair Value	5.5875	Manual	21,000,000.00	1.000000	10,544,807.39	10,544,807.39	0.00	1,151,972.16	1.000000	9,392,835.23	Manual	9,392,835.23	0.00	48,027.84	48,027.84			
MB25-MBIA DRAINAGE DEBT SERVICE	AR-0055	State Pool	05/13/20	Open	Fair Value	5.5866	Manual	1,000,000.00	1.000000	4,289,928.94	4,289,928.94	0.00	-20,357.89	1.000000	4,310,286.83	Manual	4,310,286.83	0.00	20,357.89	20,357.89			
MB26-FACILITIES BOND 2018	AR-0056	State Pool	05/13/20	Open	Fair Value	5.5866	Manual	14,000,000.00	1.000000	1,961,951.03	1,961,951.03	0.00	-9,310.45	1.000000	1,971,261.48	Manual	1,971,261.48	0.00	9,310.45	9,310.45			
MB27-MBIA TX HERITAGE PARKWAY	AR-0057	State Pool	05/13/20	Open	Fair Value	5.5883	Manual	17,000,000.00	1.000000	526,171.39	526,171.39	0.00	447,709.00	1.000000	78,462.39	Manual	78,462.39	0.00	2,291.00	2,291.00			
Cadence-Money Market Accts	AR-0058	Money Market	01/31/21	Open	Fair Value	0.0493	Manual	210,194,488.52	1.000000	233,365,303.06	233,365,303.06	0.00	186,011,520.29	1.000000	47,353,782.77	Manual	47,353,782.77	0.00	9,528.64	9,528.64			
MB28-MBIA GRAND PARKWAY 2021	AR-0059	State Pool	08/02/21	Open	Fair Value	5.5875	Manual	25,000,000.00	1.000000	2,536,639.55	2,536,639.55	0.00	389,491.43	1.000000	2,147,148.12	Manual	2,147,148.12	0.00	10,508.57	10,508.57			
MB29-MBIA SR LIEN TOLL RD 2021	AR-0060	State Pool	08/02/21	Open	Fair Value	5.5880	Manual	68,000,000.00	1.000000	25,551,047.73	25,551,047.73	0.00	5,600,536.42	1.000000	19,950,511.31	Manual	19,950,511.31	0.00	99,463.58	99,463.58			
MB30-MBIA FLOOD PRO DRAINAGE 20	AR-0061	State Pool	08/02/21	Open	Fair Value	5.5869	Manual	10,000,000.00	1.000000	12,889,797.81	12,889,797.81	0.00	454,379.97	1.000000	12,435,417.84	Manual	12,435,417.84	0.00	59,620.03	59,620.03			
MB31-MBIA FBC ASSIST DIST #9	AR-0062	State Pool	03/11/22	Open	Fair Value	5.5866	Manual	2,000,000.00	1.000000	1,471,692.75	1,471,692.75	0.00	-6,983.94	1.000000	1,478,676.69	Manual	1,478,676.69	0.00	6,983.94	6,983.94			
MB32-MBIA FBC ASSIST DIST #11	AR-0063	State Pool	03/11/22	Open	Fair Value	5.5866	Manual	3,000,000.00	1.000000	2,369,080.87	2,369,080.87	0.00	-11,242.50	1.000000	2,380,323.37	Manual	2,380,323.37	0.00	11,242.50	11,242.50			
MB36-MBIA FEE OFFICER	AR-0065	State Pool	03/14/22	Open	Fair Value	5.5866	Manual	3,000,000.00	1.000000	2,310,584.50	2,310,584.50	0.00	-335.08	1.000000	2,310,919.58	Manual	2,310,919.58	0.00	10,919.58	10,919.58			
MB37-MBIA FBC ASSIST DIST #7	AR-0066	State Pool	03/14/22	Open	Fair Value	5.5870	Manual	1,000,000.00	1.000000	1,002,707.10	1,002,707.10	0.00	70,528.35	1.000000	932,178.75	Manual	932,178.75	0.00	4,471.65	4,471.65			
MB38-MBIA 2020A FBC TAX NOTE	AR-0067	State Pool	03/14/22	Open	Fair Value	5.5866	Manual	2,000,000.00	1.000000	1,208,557.69	1,208,557.69	0.00	-5,735.21	1.000000	1,214,292.90	Manual	1,214,292.90	0.00	5,735.21	5,735.21			
MB39-MBIA 2022 TAX NOTE	AR-0072	State Pool	12/16/22	Open	Fair Value	5.5866	Manual	0.00	1.000000	24,263,562.81	24,263,562.81	0.00	-14,760.65	1.000000	24,278,323.46	Manual	24,278,323.46	0.00	114,760.65	114,760.65			
MB40-MBIA FBC ASSIST DIST #22	AR-0073	State Pool	12/16/22	Open	Fair Value	5.5866	Manual	1,000,000.00	1.000000	408,339.19	408,339.19	0.00	-1,937.78	1.000000	410,276.97	Manual	410,276.97	0.00	1,937.78	1,937.78			
MB41-MBIA FUND440 CSCD	AR-0074	State Pool	12/16/22	Open	Fair Value	5.5866	Manual	4,000,000.00	1.000000	4,063,473.08	4,063,473.08	0.00	-14,261.82	1.000000	4,077,734.90	Manual	4,077,734.90	0.00	19,261.82	19,261.82			
MB42-MBIA FBC ASSIST DIST #10	AR-0075	State Pool	12/16/22	Open	Fair Value	5.5866	Manual	500,000.00	1.000000	500,035.97	500,035.97	0.00	-2,372.94	1.000000	502,408.91	Manual	502,408.91	0.00	2,372.94	2,372.94			
MB43-MBIA LATERAL ROAD	AR-0076	State Pool	12/16/22	Open	Fair Value	5.5866	Manual	1,000,000.00	1.000000	12,396.83	12,396.83	0.00	-58.85	1.000000	12,455.68	Manual	12,455.68	0.00	58.85	58.85			
MB44-MBIA COUNTY LAW LIBRARY	AR-0077	State Pool	12/16/22	Open	Fair Value	5.5872	Manual	1,000,000.00	1.000000	202,400.94	202,400.94	0.00	14,080.74	1.000000	188,320.20	Manual	188,320.20	0.00	919.26	919.26			
MB45-U S Bank	AR-0078	Balance Account	06/20/23	Open	Fair Value	8.9230	Manual	112,000,000.00	1.000000	114,856,000.83	114,856,000.83	0.00	-202,386,114.48	1.000000	317,242,115.31	Manual							

Investment Report

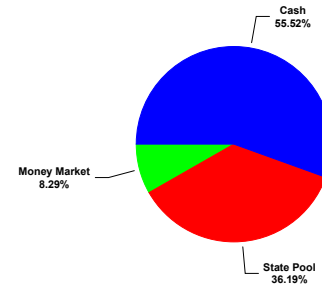
Ft. Bend County

12/01/23 - 12/31/23

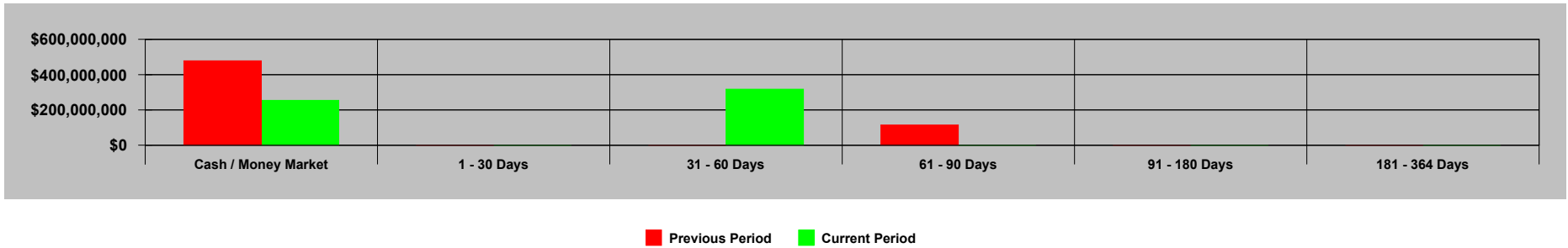
Portfolio Composition - 11/30/23



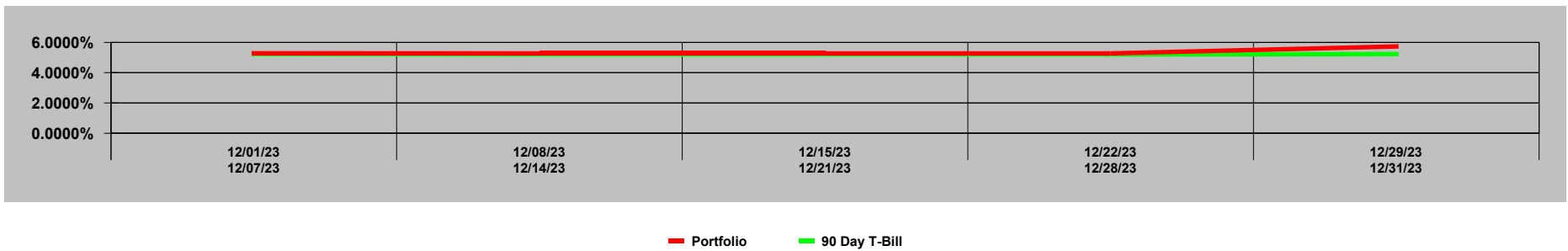
Portfolio Composition - 12/31/23



Maturity Aging - 11/30/23 vs 12/31/23



Portfolio Performance - 12/01/23 to 12/31/23



Portfolio Position
Ft. Bend County
 Effective Interest - Actual Life
 Receipts in Period
 12/01/23 - 12/31/23

CUSIP	Invest Number	Security Description	Purchase Date	Call Date	Par Value On 12/01/23	Par Value On 12/31/23	Market Val On 12/01/23	Market Val On 12/31/23	Purchase Cost	Sales Proceeds	Original Princ/Cost	Amor Value On 12/01/23	Amor Value On 12/31/23
MB39 - 2022 TAX NOTE													
State Pool													
MB39-MBIA 2022 TAX NOTE	AR-0072	State Pool	12/16/22	Open	<u>24,263,562.81</u>	<u>24,278,323.46</u>	<u>24,263,562.81</u>	<u>24,278,323.46</u>	<u>0.00</u>	<u>0.00</u>	<u>0.00</u>	<u>24,263,562.81</u>	<u>24,278,323.46</u>
State Pool Total					<u>24,263,562.81</u>	<u>24,278,323.46</u>	<u>24,263,562.81</u>	<u>24,278,323.46</u>	<u>0.00</u>	<u>0.00</u>	<u>0.00</u>	<u>24,263,562.81</u>	<u>24,278,323.46</u>
MB39 - 2022 TAX NOTE Total					<u>24,263,562.81</u>	<u>24,278,323.46</u>	<u>24,263,562.81</u>	<u>24,278,323.46</u>	<u>0.00</u>	<u>0.00</u>	<u>0.00</u>	<u>24,263,562.81</u>	<u>24,278,323.46</u>
LO14 - 2023 CERT. OF OBLIGATION													
State Pool													
LO14-LOCIG-2023 CERT OF OB	AR-0080	State Pool	08/09/23	Open	<u>0.00</u>	<u>0.00</u>	<u>0.00</u>	<u>0.00</u>	<u>0.00</u>	<u>0.00</u>	<u>8,000,000.00</u>	<u>0.00</u>	<u>0.00</u>
State Pool Total					<u>0.00</u>	<u>0.00</u>	<u>0.00</u>	<u>0.00</u>	<u>0.00</u>	<u>0.00</u>	<u>8,000,000.00</u>	<u>0.00</u>	<u>0.00</u>
LO14 - 2023 CERT. OF OBLIGATION Total					<u>0.00</u>	<u>0.00</u>	<u>0.00</u>	<u>0.00</u>	<u>0.00</u>	<u>0.00</u>	<u>8,000,000.00</u>	<u>0.00</u>	<u>0.00</u>
LO13 - 2023 MOBILITY PROJECT													
State Pool													
LO13-Logic-2023 MOBILITY PROJ	AR-0079	State Pool	08/09/23	Open	<u>792,941.97</u>	<u>722.93</u>	<u>792,941.97</u>	<u>722.93</u>	<u>0.00</u>	<u>0.00</u>	<u>20,000,000.00</u>	<u>792,941.97</u>	<u>722.93</u>
State Pool Total					<u>792,941.97</u>	<u>722.93</u>	<u>792,941.97</u>	<u>722.93</u>	<u>0.00</u>	<u>0.00</u>	<u>20,000,000.00</u>	<u>792,941.97</u>	<u>722.93</u>
LO13 - 2023 MOBILITY PROJECT Total					<u>792,941.97</u>	<u>722.93</u>	<u>792,941.97</u>	<u>722.93</u>	<u>0.00</u>	<u>0.00</u>	<u>20,000,000.00</u>	<u>792,941.97</u>	<u>722.93</u>
MB41 - 440V SUPERVISION													
State Pool													
MB41-MBIA FUND440 CSCD	AR-0074	State Pool	12/16/22	Open	<u>4,063,473.08</u>	<u>4,077,734.90</u>	<u>4,063,473.08</u>	<u>4,077,734.90</u>	<u>0.00</u>	<u>0.00</u>	<u>4,000,000.00</u>	<u>4,063,473.08</u>	<u>4,077,734.90</u>
State Pool Total					<u>4,063,473.08</u>	<u>4,077,734.90</u>	<u>4,063,473.08</u>	<u>4,077,734.90</u>	<u>0.00</u>	<u>0.00</u>	<u>4,000,000.00</u>	<u>4,063,473.08</u>	<u>4,077,734.90</u>
MB41 - 440V SUPERVISION Total					<u>4,063,473.08</u>	<u>4,077,734.90</u>	<u>4,063,473.08</u>	<u>4,077,734.90</u>	<u>0.00</u>	<u>0.00</u>	<u>4,000,000.00</u>	<u>4,063,473.08</u>	<u>4,077,734.90</u>
MB46 - ALIANA MGMT DIST AGREEMENT													
State Pool													
MB46-MBIA ALIANA MGMT DIST AGRE	AR-0082	State Pool	08/17/23	Open	<u>437,491.87</u>	<u>439,568.00</u>	<u>437,491.87</u>	<u>439,568.00</u>	<u>0.00</u>	<u>0.00</u>	<u>500,000.00</u>	<u>437,491.87</u>	<u>439,568.00</u>
State Pool Total					<u>437,491.87</u>	<u>439,568.00</u>	<u>437,491.87</u>	<u>439,568.00</u>	<u>0.00</u>	<u>0.00</u>	<u>500,000.00</u>	<u>437,491.87</u>	<u>439,568.00</u>
MB46 - ALIANA MGMT DIST AGREEMENT Total					<u>437,491.87</u>	<u>439,568.00</u>	<u>437,491.87</u>	<u>439,568.00</u>	<u>0.00</u>	<u>0.00</u>	<u>500,000.00</u>	<u>437,491.87</u>	<u>439,568.00</u>
MB47 - ASSET FORF. TASK STATE													
State Pool													
MB47-MBIA ASSET FORF TASK STATE	AR-0083	State Pool	08/17/23	Open	<u>714,849.92</u>	<u>718,242.24</u>	<u>714,849.92</u>	<u>718,242.24</u>	<u>0.00</u>	<u>0.00</u>	<u>3,000,000.00</u>	<u>714,849.92</u>	<u>718,242.24</u>
State Pool Total					<u>714,849.92</u>	<u>718,242.24</u>	<u>714,849.92</u>	<u>718,242.24</u>	<u>0.00</u>	<u>0.00</u>	<u>3,000,000.00</u>	<u>714,849.92</u>	<u>718,242.24</u>
MB47 - ASSET FORF. TASK STATE Total					<u>714,849.92</u>	<u>718,242.24</u>	<u>714,849.92</u>	<u>718,242.24</u>	<u>0.00</u>	<u>0.00</u>	<u>3,000,000.00</u>	<u>714,849.92</u>	<u>718,242.24</u>
130 - Assistance Dist #1													
State Pool													
MB13-MBIA ASSISTANCE DIST #1	AR-0042	State Pool	08/31/16	Open	<u>4,310,875.20</u>	<u>4,331,332.53</u>	<u>4,310,875.20</u>	<u>4,331,332.53</u>	<u>0.00</u>	<u>0.00</u>	<u>10,000,000.00</u>	<u>4,310,875.20</u>	<u>4,331,332.53</u>
State Pool Total					<u>4,310,875.20</u>	<u>4,331,332.53</u>	<u>4,310,875.20</u>	<u>4,331,332.53</u>	<u>0.00</u>	<u>0.00</u>	<u>10,000,000.00</u>	<u>4,310,875.20</u>	<u>4,331,332.53</u>
130 - Assistance Dist #1 Total					<u>4,310,875.20</u>	<u>4,331,332.53</u>	<u>4,310,875.20</u>	<u>4,331,332.53</u>	<u>0.00</u>	<u>0.00</u>	<u>10,000,000.00</u>	<u>4,310,875.20</u>	<u>4,331,332.53</u>
MB48 - DA ASSET FORF. STATE													
State Pool													
MB48-MBIA DA ASSET FORF.STATE	AR-0084	State Pool	08/17/23	Open	<u>1,264,652.68</u>	<u>1,258,112.82</u>	<u>1,264,652.68</u>	<u>1,258,112.82</u>	<u>0.00</u>	<u>0.00</u>	<u>850,000.00</u>	<u>1,264,652.68</u>	<u>1,258,112.82</u>
State Pool Total					<u>1,264,652.68</u>	<u>1,258,112.82</u>	<u>1,264,652.68</u>	<u>1,258,112.82</u>	<u>0.00</u>	<u>0.00</u>	<u>850,000.00</u>	<u>1,264,652.68</u>	<u>1,258,112.82</u>
MB48 - DA ASSET FORF. STATE Total					<u>1,264,652.68</u>	<u>1,258,112.82</u>	<u>1,264,652.68</u>	<u>1,258,112.82</u>	<u>0.00</u>	<u>0.00</u>	<u>850,000.00</u>	<u>1,264,652.68</u>	<u>1,258,112.82</u>
145 - ESD 100 Agreement													
State Pool													
MB12-MBIA ESD 100 AGREEMENT	AR-0041	State Pool	08/31/16	Open	<u>3,678,302.39</u>	<u>3,695,757.81</u>	<u>3,678,302.39</u>	<u>3,695,757.81</u>	<u>0.00</u>	<u>0.00</u>	<u>3,900,000.00</u>	<u>3,678,302.39</u>	<u>3,695,757.81</u>
State Pool Total					<u>3,678,302.39</u>	<u>3,695,757.81</u>	<u>3,678,302.39</u>	<u>3,695,757.81</u>	<u>0.00</u>	<u>0.00</u>	<u>3,900,000.00</u>	<u>3,678,302.39</u>	<u>3,695,757.81</u>
145 - ESD 100 Agreement Total					<u>3,678,302.39</u>	<u>3,695,757.81</u>	<u>3,678,302.39</u>	<u>3,695,757.81</u>	<u>0.00</u>	<u>0.00</u>	<u>3,900,000.00</u>	<u>3,678,302.39</u>	<u>3,695,757.81</u>
MB42 - FBC ASSIST DIST #10													
State Pool													
MB42-MBIA FBC ASSIST DIST #10	AR-0075	State Pool	12/16/22	Open	<u>500,035.97</u>	<u>502,408.91</u>	<u>500,035.97</u>	<u>502,408.91</u>	<u>0.00</u>	<u>0.00</u>	<u>500,000.00</u>	<u>500,035.97</u>	<u>502,408.91</u>
State Pool Total					<u>500,035.97</u>	<u>502,408.91</u>	<u>500,035.97</u>	<u>502,408.91</u>	<u>0.00</u>	<u>0.00</u>	<u>500,000.00</u>	<u>500,035.97</u>	<u>502,408.91</u>

Portfolio Position

Ft. Bend County

Effective Interest - Actual Life
Receipts in Period
12/01/23 - 12/31/23

CUSIP	Invest Number	Security Description	Purchase Date	Call Date	Par Value On 12/01/23	Par Value On 12/31/23	Market Val On 12/01/23	Market Val On 12/31/23	Purchase Cost	Sales Proceeds	Original Princ/Cost	Amor Value On 12/01/23	Amor Value On 12/31/23
MB42 - FBC ASSIST DIST #10 Total					<u>500,035.97</u>	<u>502,408.91</u>	<u>500,035.97</u>	<u>502,408.91</u>	<u>0.00</u>	<u>0.00</u>	<u>500,000.00</u>	<u>500,035.97</u>	<u>502,408.91</u>
MB40 - FBC ASSIST DIST #22													
State Pool													
MB40-MBIA FBC ASSIST DIST #22	AR-0073	State Pool	12/16/22	Open	408,339.19	410,276.97	408,339.19	410,276.97	0.00	0.00	1,000,000.00	408,339.19	410,276.97
State Pool Total					<u>408,339.19</u>	<u>410,276.97</u>	<u>408,339.19</u>	<u>410,276.97</u>	<u>0.00</u>	<u>0.00</u>	<u>1,000,000.00</u>	<u>408,339.19</u>	<u>410,276.97</u>
MB40 - FBC ASSIST DIST #22 Total					<u>408,339.19</u>	<u>410,276.97</u>	<u>408,339.19</u>	<u>410,276.97</u>	<u>0.00</u>	<u>0.00</u>	<u>1,000,000.00</u>	<u>408,339.19</u>	<u>410,276.97</u>
MB45 - FBC ASSIST DISTRICT #5													
State Pool													
MB45-MBIA ASSIST. DISTRICT #5	AR-0081	State Pool	08/17/23	Open	831,749.56	835,696.63	831,749.56	835,696.63	0.00	0.00	600,000.00	831,749.56	835,696.63
State Pool Total					<u>831,749.56</u>	<u>835,696.63</u>	<u>831,749.56</u>	<u>835,696.63</u>	<u>0.00</u>	<u>0.00</u>	<u>600,000.00</u>	<u>831,749.56</u>	<u>835,696.63</u>
MB45 - FBC ASSIST DISTRICT #5 Total					<u>831,749.56</u>	<u>835,696.63</u>	<u>831,749.56</u>	<u>835,696.63</u>	<u>0.00</u>	<u>0.00</u>	<u>600,000.00</u>	<u>831,749.56</u>	<u>835,696.63</u>
MB49 - FBC ASSIST. DISTRICT #16													
State Pool													
MB49-FBC ASSIST. DIST #16	AR-0085	State Pool	08/17/23	Open	516,322.18	513,753.29	516,322.18	513,753.29	0.00	0.00	700,000.00	516,322.18	513,753.29
State Pool Total					<u>516,322.18</u>	<u>513,753.29</u>	<u>516,322.18</u>	<u>513,753.29</u>	<u>0.00</u>	<u>0.00</u>	<u>700,000.00</u>	<u>516,322.18</u>	<u>513,753.29</u>
MB49 - FBC ASSIST. DISTRICT #16 Total					<u>516,322.18</u>	<u>513,753.29</u>	<u>516,322.18</u>	<u>513,753.29</u>	<u>0.00</u>	<u>0.00</u>	<u>700,000.00</u>	<u>516,322.18</u>	<u>513,753.29</u>
MB43 - FBC LATERAL ROAD													
State Pool													
MB43-MBIA LATERAL ROAD	AR-0076	State Pool	12/16/22	Open	12,396.83	12,455.68	12,396.83	12,455.68	0.00	0.00	1,000,000.00	12,396.83	12,455.68
State Pool Total					<u>12,396.83</u>	<u>12,455.68</u>	<u>12,396.83</u>	<u>12,455.68</u>	<u>0.00</u>	<u>0.00</u>	<u>1,000,000.00</u>	<u>12,396.83</u>	<u>12,455.68</u>
MB43 - FBC LATERAL ROAD Total					<u>12,396.83</u>	<u>12,455.68</u>	<u>12,396.83</u>	<u>12,455.68</u>	<u>0.00</u>	<u>0.00</u>	<u>1,000,000.00</u>	<u>12,396.83</u>	<u>12,455.68</u>
MB44 - FBC LAW LIBRARY													
State Pool													
MB44-MBIA COUNTY LAW LIBRARY	AR-0077	State Pool	12/16/22	Open	202,400.94	188,320.20	202,400.94	188,320.20	0.00	0.00	1,000,000.00	202,400.94	188,320.20
State Pool Total					<u>202,400.94</u>	<u>188,320.20</u>	<u>202,400.94</u>	<u>188,320.20</u>	<u>0.00</u>	<u>0.00</u>	<u>1,000,000.00</u>	<u>202,400.94</u>	<u>188,320.20</u>
MB44 - FBC LAW LIBRARY Total					<u>202,400.94</u>	<u>188,320.20</u>	<u>202,400.94</u>	<u>188,320.20</u>	<u>0.00</u>	<u>0.00</u>	<u>1,000,000.00</u>	<u>202,400.94</u>	<u>188,320.20</u>
810 - FBC Toll Road Operations													
State Pool													
TT02-TX TERM Toll Rd. Operation	AR-0024	State Pool	11/01/08	Open	0.00	0.00	0.00	0.00	0.00	0.00	0.00	0.00	0.00
State Pool Total					<u>0.00</u>	<u>0.00</u>	<u>0.00</u>	<u>0.00</u>	<u>0.00</u>	<u>0.00</u>	<u>0.00</u>	<u>0.00</u>	<u>0.00</u>
810 - FBC Toll Road Operations Total					<u>0.00</u>	<u>0.00</u>	<u>0.00</u>	<u>0.00</u>	<u>0.00</u>	<u>0.00</u>	<u>0.00</u>	<u>0.00</u>	<u>0.00</u>
815 - Grand Parkway Operations													
State Pool													
MB14-MBIA GR PARKWAY OPERATIONS	AR-0043	State Pool	08/31/16	Open	20,214,768.70	19,206,493.12	20,214,768.70	19,206,493.12	0.00	0.00	8,500,000.00	20,214,768.70	19,206,493.12
State Pool Total					<u>20,214,768.70</u>	<u>19,206,493.12</u>	<u>20,214,768.70</u>	<u>19,206,493.12</u>	<u>0.00</u>	<u>0.00</u>	<u>8,500,000.00</u>	<u>20,214,768.70</u>	<u>19,206,493.12</u>
815 - Grand Parkway Operations Total					<u>20,214,768.70</u>	<u>19,206,493.12</u>	<u>20,214,768.70</u>	<u>19,206,493.12</u>	<u>0.00</u>	<u>0.00</u>	<u>8,500,000.00</u>	<u>20,214,768.70</u>	<u>19,206,493.12</u>
LO10 - LOGIC COUNTYS CARES ACT													
State Pool													
LO10-LOGIC-COUNTY'S CARE ACT	AR-0047	State Pool	05/12/20	Open	4.63	0.00	4.63	0.00	0.00	0.00	67,000,000.00	4.63	0.00
State Pool Total					<u>4.63</u>	<u>0.00</u>	<u>4.63</u>	<u>0.00</u>	<u>0.00</u>	<u>0.00</u>	<u>67,000,000.00</u>	<u>4.63</u>	<u>0.00</u>
LO10 - LOGIC COUNTYS CARES ACT Total					<u>4.63</u>	<u>0.00</u>	<u>4.63</u>	<u>0.00</u>	<u>0.00</u>	<u>0.00</u>	<u>67,000,000.00</u>	<u>4.63</u>	<u>0.00</u>
LOG5 - LOGIC DRAINAGE													
State Pool													
LOG5-Logic-Drainage	AR-0032	State Pool	11/10/08	Open	822,098.17	825,967.11	822,098.17	825,967.11	0.00	0.00	500,000.00	822,098.17	825,967.11
State Pool Total					<u>822,098.17</u>	<u>825,967.11</u>	<u>822,098.17</u>	<u>825,967.11</u>	<u>0.00</u>	<u>0.00</u>	<u>500,000.00</u>	<u>822,098.17</u>	<u>825,967.11</u>
LOG5 - LOGIC DRAINAGE Total					<u>822,098.17</u>	<u>825,967.11</u>	<u>822,098.17</u>	<u>825,967.11</u>	<u>0.00</u>	<u>0.00</u>	<u>500,000.00</u>	<u>822,098.17</u>	<u>825,967.11</u>
LOG1 - LOGIC GENERAL													
State Pool													
LOG1-Logic- General	AR-0028	State Pool	11/10/08	Open	14,422,101.04	4,464,160.65	14,422,101.04	4,464,160.65	0.00	0.00	10,000,000.00	14,422,101.04	4,464,160.65

Portfolio Position

Ft. Bend County

Effective Interest - Actual Life
Receipts in Period
12/01/23 - 12/31/23

CUSIP	Invest Number	Security Description	Purchase Date	Call Date	Par Value On 12/01/23	Par Value On 12/31/23	Market Val On 12/01/23	Market Val On 12/31/23	Purchase Cost	Sales Proceeds	Original Princ/Cost	Amor Value On 12/01/23	Amor Value On 12/31/23
State Pool Total					14,422,101.04	4,464,160.65	14,422,101.04	4,464,160.65	0.00	0.00	10,000,000.00	14,422,101.04	4,464,160.65
LOG1 - LOGIC GENERAL Total					14,422,101.04	4,464,160.65	14,422,101.04	4,464,160.65	0.00	0.00	10,000,000.00	14,422,101.04	4,464,160.65
LOG8 - LOGIC ROAD & BRIDGE													
State Pool													
LOG8-Logic-Road & Bridge	AR-0035	State Pool	11/10/08	Open	1,798,920.69	1,807,386.72	1,798,920.69	1,807,386.72	0.00	0.00	1,000,000.00	1,798,920.69	1,807,386.72
State Pool Total					1,798,920.69	1,807,386.72	1,798,920.69	1,807,386.72	0.00	0.00	1,000,000.00	1,798,920.69	1,807,386.72
LOG8 - LOGIC ROAD & BRIDGE Total					1,798,920.69	1,807,386.72	1,798,920.69	1,807,386.72	0.00	0.00	1,000,000.00	1,798,920.69	1,807,386.72
LOG2 - LOGIC TOLL OPERATIONS													
State Pool													
LOG2-Logic-Toll Rd.Operations	AR-0029	State Pool	11/10/08	Open	14,417,711.79	14,485,563.97	14,417,711.79	14,485,563.97	0.00	0.00	2,000,000.00	14,417,711.79	14,485,563.97
State Pool Total					14,417,711.79	14,485,563.97	14,417,711.79	14,485,563.97	0.00	0.00	2,000,000.00	14,417,711.79	14,485,563.97
LOG2 - LOGIC TOLL OPERATIONS Total					14,417,711.79	14,485,563.97	14,417,711.79	14,485,563.97	0.00	0.00	2,000,000.00	14,417,711.79	14,485,563.97
MB38 - MBIA 2020A FBC TAX NOTE													
State Pool													
MB38-MBIA 2020A FBC TAX NOTE	AR-0067	State Pool	03/14/22	Open	1,208,557.69	1,214,292.90	1,208,557.69	1,214,292.90	0.00	0.00	2,000,000.00	1,208,557.69	1,214,292.90
State Pool Total					1,208,557.69	1,214,292.90	1,208,557.69	1,214,292.90	0.00	0.00	2,000,000.00	1,208,557.69	1,214,292.90
MB38 - MBIA 2020A FBC TAX NOTE Total					1,208,557.69	1,214,292.90	1,208,557.69	1,214,292.90	0.00	0.00	2,000,000.00	1,208,557.69	1,214,292.90
MB21 - MBIA ASSIST DIST #6													
State Pool													
MB21-MBIA FBC ASSIST. DIST. #6	AR-0051	State Pool	05/13/20	Open	622,359.93	625,313.34	622,359.93	625,313.34	0.00	0.00	2,000,000.00	622,359.93	625,313.34
State Pool Total					622,359.93	625,313.34	622,359.93	625,313.34	0.00	0.00	2,000,000.00	622,359.93	625,313.34
MB21 - MBIA ASSIST DIST #6 Total					622,359.93	625,313.34	622,359.93	625,313.34	0.00	0.00	2,000,000.00	622,359.93	625,313.34
MB18 - MBIA COUNTYS CARES ACT													
State Pool													
MB18-MBIA COUNTY'S CARES ACT	AR-0048	State Pool	05/12/20	Open	26,761,820.32	26,417,381.10	26,761,820.32	26,417,381.10	0.00	0.00	67,000,000.00	26,761,820.32	26,417,381.10
State Pool Total					26,761,820.32	26,417,381.10	26,761,820.32	26,417,381.10	0.00	0.00	67,000,000.00	26,761,820.32	26,417,381.10
MB18 - MBIA COUNTYS CARES ACT Total					26,761,820.32	26,417,381.10	26,761,820.32	26,417,381.10	0.00	0.00	67,000,000.00	26,761,820.32	26,417,381.10
MB24 - MBIA DEBT SERVICE													
State Pool													
MB24-MBIA DEBT SERVICE	AR-0054	State Pool	05/13/20	Open	10,544,807.39	9,392,835.23	10,544,807.39	9,392,835.23	0.00	0.00	21,000,000.00	10,544,807.39	9,392,835.23
State Pool Total					10,544,807.39	9,392,835.23	10,544,807.39	9,392,835.23	0.00	0.00	21,000,000.00	10,544,807.39	9,392,835.23
MB24 - MBIA DEBT SERVICE Total					10,544,807.39	9,392,835.23	10,544,807.39	9,392,835.23	0.00	0.00	21,000,000.00	10,544,807.39	9,392,835.23
MB04 - MBIA DRAINAGE													
State Pool													
MB04-MBIA Drainage	AR-0017	State Pool	11/01/08	Open	2,857,242.12	2,379,629.23	2,857,242.12	2,379,629.23	0.00	0.00	1,267,218.21	2,857,242.12	2,379,629.23
State Pool Total					2,857,242.12	2,379,629.23	2,857,242.12	2,379,629.23	0.00	0.00	1,267,218.21	2,857,242.12	2,379,629.23
MB04 - MBIA DRAINAGE Total					2,857,242.12	2,379,629.23	2,857,242.12	2,379,629.23	0.00	0.00	1,267,218.21	2,857,242.12	2,379,629.23
MB25 - MBIA DRAINAGE DEBT SERVICE													
State Pool													
MB25-MBIA DRAINAGE DEBT SERVICE	AR-0055	State Pool	05/13/20	Open	4,289,928.94	4,310,286.83	4,289,928.94	4,310,286.83	0.00	0.00	1,000,000.00	4,289,928.94	4,310,286.83
State Pool Total					4,289,928.94	4,310,286.83	4,289,928.94	4,310,286.83	0.00	0.00	1,000,000.00	4,289,928.94	4,310,286.83
MB25 - MBIA DRAINAGE DEBT SERVICE Total					4,289,928.94	4,310,286.83	4,289,928.94	4,310,286.83	0.00	0.00	1,000,000.00	4,289,928.94	4,310,286.83
MB26 - MBIA FACILITIES BOND 2018													
State Pool													
MB26-FACILITIES BOND 2018	AR-0056	State Pool	05/13/20	Open	1,961,951.03	1,971,261.48	1,961,951.03	1,971,261.48	0.00	0.00	14,000,000.00	1,961,951.03	1,971,261.48
State Pool Total					1,961,951.03	1,971,261.48	1,961,951.03	1,971,261.48	0.00	0.00	14,000,000.00	1,961,951.03	1,971,261.48
MB26 - MBIA FACILITIES BOND 2018 Total					1,961,951.03	1,971,261.48	1,961,951.03	1,971,261.48	0.00	0.00	14,000,000.00	1,961,951.03	1,971,261.48
MB32 - MBIA FBC ASSIST DIST #11													
State Pool													

Portfolio Position

Ft. Bend County

Effective Interest - Actual Life
Receipts in Period
12/01/23 - 12/31/23

CUSIP	Invest Number	Security Description	Purchase Date	Call Date	Par Value On 12/01/23	Par Value On 12/31/23	Market Val On 12/01/23	Market Val On 12/31/23	Purchase Cost	Sales Proceeds	Original Princ/Cost	Amor Value On 12/01/23	Amor Value On 12/31/23
State Pool													
MB29-MBIA SR LIEN TOLL RD 2021	AR-0060	State Pool	08/02/21	Open	<u>25,551,047.73</u>	<u>19,950,511.31</u>	<u>25,551,047.73</u>	<u>19,950,511.31</u>	<u>0.00</u>	<u>0.00</u>	<u>68,000,000.00</u>	<u>25,551,047.73</u>	<u>19,950,511.31</u>
State Pool Total					<u>25,551,047.73</u>	<u>19,950,511.31</u>	<u>25,551,047.73</u>	<u>19,950,511.31</u>	<u>0.00</u>	<u>0.00</u>	<u>68,000,000.00</u>	<u>25,551,047.73</u>	<u>19,950,511.31</u>
MB29 - MBIA Sr Lien 2021 Total					<u>25,551,047.73</u>	<u>19,950,511.31</u>	<u>25,551,047.73</u>	<u>19,950,511.31</u>	<u>0.00</u>	<u>0.00</u>	<u>68,000,000.00</u>	<u>25,551,047.73</u>	<u>19,950,511.31</u>
MB06 - MBIA TOLL RD OPERATIONS													
State Pool													
MB06-MBIA Toll Rd. Operations	AR-0019	State Pool	11/01/08	Open	<u>45,715,029.71</u>	<u>27,947,395.28</u>	<u>45,715,029.71</u>	<u>27,947,395.28</u>	<u>0.00</u>	<u>0.00</u>	<u>3,143,377.27</u>	<u>45,715,029.71</u>	<u>27,947,395.28</u>
State Pool Total					<u>45,715,029.71</u>	<u>27,947,395.28</u>	<u>45,715,029.71</u>	<u>27,947,395.28</u>	<u>0.00</u>	<u>0.00</u>	<u>3,143,377.27</u>	<u>45,715,029.71</u>	<u>27,947,395.28</u>
MB06 - MBIA TOLL RD OPERATIONS Total					<u>45,715,029.71</u>	<u>27,947,395.28</u>	<u>45,715,029.71</u>	<u>27,947,395.28</u>	<u>0.00</u>	<u>0.00</u>	<u>3,143,377.27</u>	<u>45,715,029.71</u>	<u>27,947,395.28</u>
MB27 - MBIA TX HERITAGE PARKWAY 2020													
State Pool													
MB27-MBIA TX HERITAGE PARKWAY	AR-0057	State Pool	05/13/20	Open	<u>526,171.39</u>	<u>78,462.39</u>	<u>526,171.39</u>	<u>78,462.39</u>	<u>0.00</u>	<u>0.00</u>	<u>17,000,000.00</u>	<u>526,171.39</u>	<u>78,462.39</u>
State Pool Total					<u>526,171.39</u>	<u>78,462.39</u>	<u>526,171.39</u>	<u>78,462.39</u>	<u>0.00</u>	<u>0.00</u>	<u>17,000,000.00</u>	<u>526,171.39</u>	<u>78,462.39</u>
MB27 - MBIA TX HERITAGE PARKWAY 2020 Total					<u>526,171.39</u>	<u>78,462.39</u>	<u>526,171.39</u>	<u>78,462.39</u>	<u>0.00</u>	<u>0.00</u>	<u>17,000,000.00</u>	<u>526,171.39</u>	<u>78,462.39</u>
MB28 - MBIAGrand Parkway 2021													
State Pool													
MB28-MBIA GRAND PARKWAY 2021	AR-0059	State Pool	08/02/21	Open	<u>2,536,639.55</u>	<u>2,147,148.12</u>	<u>2,536,639.55</u>	<u>2,147,148.12</u>	<u>0.00</u>	<u>0.00</u>	<u>25,000,000.00</u>	<u>2,536,639.55</u>	<u>2,147,148.12</u>
State Pool Total					<u>2,536,639.55</u>	<u>2,147,148.12</u>	<u>2,536,639.55</u>	<u>2,147,148.12</u>	<u>0.00</u>	<u>0.00</u>	<u>25,000,000.00</u>	<u>2,536,639.55</u>	<u>2,147,148.12</u>
MB28 - MBIAGrand Parkway 2021 Total					<u>2,536,639.55</u>	<u>2,147,148.12</u>	<u>2,536,639.55</u>	<u>2,147,148.12</u>	<u>0.00</u>	<u>0.00</u>	<u>25,000,000.00</u>	<u>2,536,639.55</u>	<u>2,147,148.12</u>
TT05 - TEXAS TERM DRAINAGE													
State Pool													
TT05-TX TERM Drainage	AR-0027	State Pool	11/01/08	Open	<u>377.14</u>	<u>378.86</u>	<u>377.14</u>	<u>378.86</u>	<u>0.00</u>	<u>0.00</u>	<u>109,774.61</u>	<u>377.14</u>	<u>378.86</u>
State Pool Total					<u>377.14</u>	<u>378.86</u>	<u>377.14</u>	<u>378.86</u>	<u>0.00</u>	<u>0.00</u>	<u>109,774.61</u>	<u>377.14</u>	<u>378.86</u>
TT05 - TEXAS TERM DRAINAGE Total					<u>377.14</u>	<u>378.86</u>	<u>377.14</u>	<u>378.86</u>	<u>0.00</u>	<u>0.00</u>	<u>109,774.61</u>	<u>377.14</u>	<u>378.86</u>
TT00 - TEXAS TERM GENERAL													
State Pool													
TT00-TX TERM General	AR-0022	State Pool	11/01/08	Open	<u>1,140.20</u>	<u>1,145.41</u>	<u>1,140.20</u>	<u>1,145.41</u>	<u>0.00</u>	<u>0.00</u>	<u>10,006,437.87</u>	<u>1,140.20</u>	<u>1,145.41</u>
State Pool Total					<u>1,140.20</u>	<u>1,145.41</u>	<u>1,140.20</u>	<u>1,145.41</u>	<u>0.00</u>	<u>0.00</u>	<u>10,006,437.87</u>	<u>1,140.20</u>	<u>1,145.41</u>
TT00 - TEXAS TERM GENERAL Total					<u>1,140.20</u>	<u>1,145.41</u>	<u>1,140.20</u>	<u>1,145.41</u>	<u>0.00</u>	<u>0.00</u>	<u>10,006,437.87</u>	<u>1,140.20</u>	<u>1,145.41</u>
TT04 - TEXAS TERM ROAD & BRIDGE													
State Pool													
TT04-TX TERM Road & Bridge	AR-0026	State Pool	11/01/08	Open	<u>1,136.79</u>	<u>1,141.98</u>	<u>1,136.79</u>	<u>1,141.98</u>	<u>0.00</u>	<u>0.00</u>	<u>10,463.28</u>	<u>1,136.79</u>	<u>1,141.98</u>
State Pool Total					<u>1,136.79</u>	<u>1,141.98</u>	<u>1,136.79</u>	<u>1,141.98</u>	<u>0.00</u>	<u>0.00</u>	<u>10,463.28</u>	<u>1,136.79</u>	<u>1,141.98</u>
TT04 - TEXAS TERM ROAD & BRIDGE Total					<u>1,136.79</u>	<u>1,141.98</u>	<u>1,136.79</u>	<u>1,141.98</u>	<u>0.00</u>	<u>0.00</u>	<u>10,463.28</u>	<u>1,136.79</u>	<u>1,141.98</u>
TT02 - TEXAS TERM TOLL OPERATIONS													
State Pool													
TT02-TX TERM Toll Rd. Operation	AR-0024	State Pool	11/01/08	Open	<u>1,138.86</u>	<u>1,144.06</u>	<u>1,138.86</u>	<u>1,144.06</u>	<u>0.00</u>	<u>0.00</u>	<u>0.00</u>	<u>1,138.86</u>	<u>1,144.06</u>
State Pool Total					<u>1,138.86</u>	<u>1,144.06</u>	<u>1,138.86</u>	<u>1,144.06</u>	<u>0.00</u>	<u>0.00</u>	<u>0.00</u>	<u>1,138.86</u>	<u>1,144.06</u>
TT02 - TEXAS TERM TOLL OPERATIONS Total					<u>1,138.86</u>	<u>1,144.06</u>	<u>1,138.86</u>	<u>1,144.06</u>	<u>0.00</u>	<u>0.00</u>	<u>0.00</u>	<u>1,138.86</u>	<u>1,144.06</u>
09 - Temporary Holding													
Money Market													
Cadence-Money Market Accts	AR-0058	Money Market	01/31/21	Open	<u>233,365,303.06</u>	<u>47,353,782.77</u>	<u>233,365,303.06</u>	<u>47,353,782.77</u>	<u>0.00</u>	<u>0.00</u>	<u>210,194,488.52</u>	<u>233,365,303.06</u>	<u>47,353,782.77</u>
Money Market Total					<u>233,365,303.06</u>	<u>47,353,782.77</u>	<u>233,365,303.06</u>	<u>47,353,782.77</u>	<u>0.00</u>	<u>0.00</u>	<u>210,194,488.52</u>	<u>233,365,303.06</u>	<u>47,353,782.77</u>
09 - Temporary Holding Total					<u>233,365,303.06</u>	<u>47,353,782.77</u>	<u>233,365,303.06</u>	<u>47,353,782.77</u>	<u>0.00</u>	<u>0.00</u>	<u>210,194,488.52</u>	<u>233,365,303.06</u>	<u>47,353,782.77</u>
2700 - US Bank													
Cash													
MB45-U S Bank	AR-0078	Balance Account	06/20/23	01/31/24	<u>114,856,000.83</u>	<u>317,242,115.31</u>	<u>114,856,000.83</u>	<u>317,242,115.31</u>	<u>0.00</u>	<u>0.00</u>	<u>112,000,000.00</u>	<u>114,856,000.83</u>	<u>317,242,115.31</u>
Cash Total					<u>114,856,000.83</u>	<u>317,242,115.31</u>	<u>114,856,000.83</u>	<u>317,242,115.31</u>	<u>0.00</u>	<u>0.00</u>	<u>112,000,000.00</u>	<u>114,856,000.83</u>	<u>317,242,115.31</u>
2700 - US Bank Total					<u>114,856,000.83</u>	<u>317,242,115.31</u>	<u>114,856,000.83</u>	<u>317,242,115.31</u>	<u>0.00</u>	<u>0.00</u>	<u>112,000,000.00</u>	<u>114,856,000.83</u>	<u>317,242,115.31</u>

Portfolio Position

Ft. Bend County

Effective Interest - Actual Life
Receipts in Period
12/01/23 - 12/31/23

CUSIP	Invest Number	Security Description	Purchase Date	Call Date	Par Value On 12/01/23	Par Value On 12/31/23	Market Val On 12/01/23	Market Val On 12/31/23	Purchase Cost	Sales Proceeds	Original Princ/Cost	Amor Value On 12/01/23	Amor Value On 12/31/23
Combined Port													
Cash													
MB45-U S Bank	AR-0078	Balance Account	06/20/23	01/31/24	<u>114,856,000.83</u>	<u>317,242,115.31</u>	<u>114,856,000.83</u>	<u>317,242,115.31</u>	<u>0.00</u>	<u>0.00</u>	<u>112,000,000.00</u>	<u>114,856,000.83</u>	<u>317,242,115.31</u>
Cash Total					114,856,000.83	317,242,115.31	114,856,000.83	317,242,115.31	0.00	0.00	112,000,000.00	114,856,000.83	317,242,115.31
Money Market													
Cadence-Money Market Accts	AR-0058	Money Market	01/31/21	Open	<u>233,365,303.06</u>	<u>47,353,782.77</u>	<u>233,365,303.06</u>	<u>47,353,782.77</u>	<u>0.00</u>	<u>0.00</u>	<u>210,194,488.52</u>	<u>233,365,303.06</u>	<u>47,353,782.77</u>
Money Market Total					233,365,303.06	47,353,782.77	233,365,303.06	47,353,782.77	0.00	0.00	210,194,488.52	233,365,303.06	47,353,782.77
State Pool													
LO10-LOGIC-COUNTY'S CARE ACT	AR-0047	State Pool	05/12/20	Open	4.63	0.00	4.63	0.00	0.00	0.00	67,000,000.00	4.63	0.00
LO13-Logic-2023 MOBILITY PROJ	AR-0079	State Pool	08/09/23	Open	792,941.97	722.93	792,941.97	722.93	0.00	0.00	20,000,000.00	792,941.97	722.93
LO14-LOCIG-2023 CERT OF OB	AR-0080	State Pool	08/09/23	Open	0.00	0.00	0.00	0.00	0.00	0.00	8,000,000.00	0.00	0.00
LOG1-Logic- General	AR-0028	State Pool	11/10/08	Open	14,422,101.04	4,464,160.65	14,422,101.04	4,464,160.65	0.00	0.00	10,000,000.00	14,422,101.04	4,464,160.65
LOG2-Logic-Toll Rd.Operations	AR-0029	State Pool	11/10/08	Open	14,417,711.79	14,485,563.97	14,417,711.79	14,485,563.97	0.00	0.00	2,000,000.00	14,417,711.79	14,485,563.97
LOG5-Logic-Drainage	AR-0032	State Pool	11/10/08	Open	822,098.17	825,967.11	822,098.17	825,967.11	0.00	0.00	500,000.00	822,098.17	825,967.11
LOG8-Logic-Road & Bridge	AR-0035	State Pool	11/10/08	Open	1,798,920.69	1,807,386.72	1,798,920.69	1,807,386.72	0.00	0.00	1,000,000.00	1,798,920.69	1,807,386.72
MB02-MBIA General	AR-0015	State Pool	11/01/08	Open	1,409,512.10	3,986,214.74	1,409,512.10	3,986,214.74	0.00	0.00	17,374,917.83	1,409,512.10	3,986,214.74
MB03-MBIA Road & Bridge	AR-0016	State Pool	11/01/08	Open	1,178,568.40	532,137.73	1,178,568.40	532,137.73	0.00	0.00	2,856,438.24	1,178,568.40	532,137.73
MB04-MBIA Drainage	AR-0017	State Pool	11/01/08	Open	2,857,242.12	2,379,629.23	2,857,242.12	2,379,629.23	0.00	0.00	1,267,218.21	2,857,242.12	2,379,629.23
MB06-MBIA Toll Rd. Operations	AR-0019	State Pool	11/01/08	Open	45,715,029.71	27,947,395.28	45,715,029.71	27,947,395.28	0.00	0.00	3,143,377.27	45,715,029.71	27,947,395.28
MB12-MBIA ESD 100 AGREEMENT	AR-0041	State Pool	08/31/16	Open	3,678,302.39	3,695,757.81	3,678,302.39	3,695,757.81	0.00	0.00	3,900,000.00	3,678,302.39	3,695,757.81
MB13-MBIA ASSISTANCE DIST #1	AR-0042	State Pool	08/31/16	Open	4,310,875.20	4,331,332.53	4,310,875.20	4,331,332.53	0.00	0.00	10,000,000.00	4,310,875.20	4,331,332.53
MB14-MBIA GR PARKWAY OPERATIONS	AR-0043	State Pool	08/31/16	Open	20,214,768.70	19,206,493.12	20,214,768.70	19,206,493.12	0.00	0.00	8,500,000.00	20,214,768.70	19,206,493.12
MB18-MBIA COUNTY'S CARES ACT	AR-0048	State Pool	05/12/20	Open	26,761,820.32	26,417,381.10	26,761,820.32	26,417,381.10	0.00	0.00	67,000,000.00	26,761,820.32	26,417,381.10
MB19-MBIA FBC ASSIST. DIST. #2	AR-0049	State Pool	05/13/20	Open	3,103,204.95	3,117,931.24	3,103,204.95	3,117,931.24	0.00	0.00	2,500,000.00	3,103,204.95	3,117,931.24
MB20- MBIA FBC ASSIST. DIST. #4	AR-0050	State Pool	05/13/20	Open	1,052,916.26	1,057,912.87	1,052,916.26	1,057,912.87	0.00	0.00	1,250,000.00	1,052,916.26	1,057,912.87
MB21-MBIA FBC ASSIST. DIST. #6	AR-0051	State Pool	05/13/20	Open	622,359.93	625,313.34	622,359.93	625,313.34	0.00	0.00	2,000,000.00	622,359.93	625,313.34
MB23-MBIA JUVENILE	AR-0053	State Pool	05/13/20	Open	1,443,287.03	33,407.25	1,443,287.03	33,407.25	0.00	0.00	8,000,000.00	1,443,287.03	33,407.25
MB24-MBIA DEBT SERVICE	AR-0054	State Pool	05/13/20	Open	10,544,807.39	9,392,835.23	10,544,807.39	9,392,835.23	0.00	0.00	21,000,000.00	10,544,807.39	9,392,835.23
MB25-MBIA DRAINAGE DEBT SERVICE	AR-0055	State Pool	05/13/20	Open	4,289,928.94	4,310,286.83	4,289,928.94	4,310,286.83	0.00	0.00	1,000,000.00	4,289,928.94	4,310,286.83
MB26-FACILITIES BOND 2018	AR-0056	State Pool	05/13/20	Open	1,961,951.03	1,971,261.48	1,961,951.03	1,971,261.48	0.00	0.00	14,000,000.00	1,961,951.03	1,971,261.48
MB27-MBIA TX HERITAGE PARKWAY	AR-0057	State Pool	05/13/20	Open	526,171.39	78,462.39	526,171.39	78,462.39	0.00	0.00	17,000,000.00	526,171.39	78,462.39
MB28-MBIA GRAND PARKWAY 2021	AR-0059	State Pool	08/02/21	Open	2,536,639.55	2,147,148.12	2,536,639.55	2,147,148.12	0.00	0.00	25,000,000.00	2,536,639.55	2,147,148.12
MB29-MBIA SR LIEN TOLL RD 2021	AR-0060	State Pool	08/02/21	Open	25,551,047.73	19,950,511.31	25,551,047.73	19,950,511.31	0.00	0.00	68,000,000.00	25,551,047.73	19,950,511.31
MB30-MBIA FLOOD PRO DRAINAGE 20	AR-0061	State Pool	08/02/21	Open	12,889,797.81	12,435,417.84	12,889,797.81	12,435,417.84	0.00	0.00	10,000,000.00	12,889,797.81	12,435,417.84
MB31-MBIA FBC ASSIST DIST #9	AR-0062	State Pool	03/11/22	Open	1,471,692.75	1,478,676.69	1,471,692.75	1,478,676.69	0.00	0.00	2,000,000.00	1,471,692.75	1,478,676.69
MB32-MBIA FBC ASSIST DIST #11	AR-0063	State Pool	03/11/22	Open	2,369,080.87	2,380,323.37	2,369,080.87	2,380,323.37	0.00	0.00	3,000,000.00	2,369,080.87	2,380,323.37
MB36-MBIA FEE OFFICER	AR-0065	State Pool	03/14/22	Open	2,310,584.50	2,310,919.58	2,310,584.50	2,310,919.58	0.00	0.00	3,000,000.00	2,310,584.50	2,310,919.58
MB37-MBIA FBC ASSIST DIST #7	AR-0066	State Pool	03/14/22	Open	1,002,707.10	932,178.75	1,002,707.10	932,178.75	0.00	0.00	1,000,000.00	1,002,707.10	932,178.75
MB38-MBIA 2020A FBC TAX NOTE	AR-0067	State Pool	03/14/22	Open	1,208,557.69	1,214,292.90	1,208,557.69	1,214,292.90	0.00	0.00	2,000,000.00	1,208,557.69	1,214,292.90
MB39-MBIA 2022 TAX NOTE	AR-0072	State Pool	12/16/22	Open	24,263,562.81	24,278,323.46	24,263,562.81	24,278,323.46	0.00	0.00	0.00	24,263,562.81	24,278,323.46
MB40-MBIA FBC ASSIST DIST #22	AR-0073	State Pool	12/16/22	Open	408,339.19	410,276.97	408,339.19	410,276.97	0.00	0.00	1,000,000.00	408,339.19	410,276.97
MB41-MBIA FUND440 CSCD	AR-0074	State Pool	12/16/22	Open	4,063,473.08	4,077,734.90	4,063,473.08	4,077,734.90	0.00	0.00	4,000,000.00	4,063,473.08	4,077,734.90
MB42-MBIA FBC ASSIST DIST #10	AR-0075	State Pool	12/16/22	Open	500,035.97	502,408.91	500,035.97	502,408.91	0.00	0.00	500,000.00	500,035.97	502,408.91
MB43-MBIA LATERAL ROAD	AR-0076	State Pool	12/16/22	Open	12,396.83	12,455.68	12,396.83	12,455.68	0.00	0.00	1,000,000.00	12,396.83	12,455.68
MB44-MBIA COUNTY LAW LIBRARY	AR-0077	State Pool	12/16/22	Open	202,400.94	188,320.20	202,400.94	188,320.20	0.00	0.00	1,000,000.00	202,400.94	188,320.20
MB45-MBIA ASSIST. DISTRICT #5	AR-0081	State Pool	08/17/23	Open	831,749.56	835,696.63	831,749.56	835,696.63	0.00	0.00	600,000.00	831,749.56	835,696.63
MB46-MBIA ALIANA MGMT DIST AGRE	AR-0082	State Pool	08/17/23	Open	437,491.87	439,568.00	437,491.87	439,568.00	0.00	0.00	500,000.00	437,491.87	439,568.00
MB47-MBIA ASSET FORF TASK STATE	AR-0083	State Pool	08/17/23	Open	714,849.92	718,242.24	714,849.92	718,242.24	0.00	0.00	3,000,000.00	714,849.92	718,242.24
MB48-MBIA DA ASSET FORF.STATE	AR-0084	State Pool	08/17/23	Open	1,264,652.68	1,258,112.82	1,264,652.68	1,258,112.82	0.00	0.00	850,000.00	1,264,652.68	1,258,112.82

Portfolio Position

Ft. Bend County

Effective Interest - Actual Life

Receipts in Period

12/01/23 - 12/31/23

CUSIP	Invest Number	Security Description	Purchase Date	Call Date	Par Value On 12/01/23	Par Value On 12/31/23	Market Val On 12/01/23	Market Val On 12/31/23	Purchase Cost	Sales Proceeds	Original Princ/Cost	Amor Value On 12/01/23	Amor Value On 12/31/23
MB49-FBC ASSIST. DIST #16	AR-0085	State Pool	08/17/23	Open	516,322.18	513,753.29	516,322.18	513,753.29	0.00	0.00	700,000.00	516,322.18	513,753.29
TT00-TX TERM General	AR-0022	State Pool	11/01/08	Open	1,140.20	1,145.41	1,140.20	1,145.41	0.00	0.00	10,006,437.87	1,140.20	1,145.41
TT02-TX TERM Toll Rd. Operation	AR-0024	State Pool	11/01/08	Open	1,138.86	1,144.06	1,138.86	1,144.06	0.00	0.00	0.00	1,138.86	1,144.06
TT04-TX TERM Road & Bridge	AR-0026	State Pool	11/01/08	Open	1,136.79	1,141.98	1,136.79	1,141.98	0.00	0.00	10,463.28	1,136.79	1,141.98
TT05-TX TERM Drainage	AR-0027	State Pool	11/01/08	Open	377.14	378.86	377.14	378.86	0.00	0.00	109,774.61	377.14	378.86
State Pool Total					<u>244,483,700.17</u>	<u>206,755,725.52</u>	<u>244,483,700.17</u>	<u>206,755,725.52</u>	<u>0.00</u>	<u>0.00</u>	<u>426,568,627.31</u>	<u>244,483,700.17</u>	<u>206,755,725.52</u>
Combined Port Total					<u>592,705,004.06</u>	<u>571,351,623.60</u>	<u>592,705,004.06</u>	<u>571,351,623.60</u>	<u>0.00</u>	<u>0.00</u>	<u>748,763,115.83</u>	<u>592,705,004.06</u>	<u>571,351,623.60</u>

Earnings and Yields Summary

Ft. Bend County

Effective Interest - Actual Life

Receipts in Period

12/01/23 - 12/31/23

Run Date: 02/19/24

Run Time: 08:47:59

Page 1 of 1

Security Description	12/01/23 12/07/23	12/08/23 12/14/23	12/15/23 12/21/23	12/22/23 12/28/23	12/29/23 12/31/23	12/01/23 12/31/23
Combined Port						
Cash	538,800.05	538,800.05	538,800.04	538,800.04	230,914.30	2,386,114.48
Money Market	2,208.42	2,208.42	2,208.41	2,208.41	694.98	9,528.64
State Pool	<u>254,828.38</u>	<u>245,627.68</u>	<u>237,784.00</u>	<u>231,723.40</u>	<u>94,508.49</u>	<u>1,064,471.95</u>
Port Total	<u>795,836.85</u>	<u>786,636.15</u>	<u>778,792.45</u>	<u>772,731.85</u>	<u>326,117.77</u>	<u>3,460,115.07</u>
Combined Port						
Cash	8.9230	8.9230	8.9230	8.9230	8.9230	8.9230
Money Market	0.0493	0.0493	0.0493	0.0493	0.0493	0.0493
State Pool	<u>5.5834</u>	<u>5.5818</u>	<u>5.5814</u>	<u>5.5812</u>	<u>5.5806</u>	<u>5.5818</u>
Port Total	<u>5.2782</u>	<u>5.2743</u>	<u>5.2713</u>	<u>5.2690</u>	<u>5.7316</u>	<u>5.3133</u>

Maturity Aging
Ft. Bend County
 Effective Interest - Actual Life
 Receipts in Period
 12/31/23

CUSIP	Invest Number	Security Description	Purchase Date	Days to Maturity	Yield Matur
Cash / Money Market					
	AR-0058	Money Market	01/31/21	0	0.2500
	AR-0047	State Pool	05/12/20	0	5.5411
	AR-0079	State Pool	08/09/23	0	5.5411
	AR-0080	State Pool	08/09/23	0	5.5411
	AR-0028	State Pool	11/10/08	0	5.5411
	AR-0029	State Pool	11/10/08	0	5.5411
	AR-0032	State Pool	11/10/08	0	5.5411
	AR-0035	State Pool	11/10/08	0	5.5411
	AR-0015	State Pool	11/01/08	0	5.5744
	AR-0016	State Pool	11/01/08	0	5.5744
	AR-0017	State Pool	11/01/08	0	5.5744
	AR-0019	State Pool	11/01/08	0	5.5744
	AR-0041	State Pool	08/31/16	0	5.5744
	AR-0042	State Pool	08/31/16	0	5.5744
	AR-0043	State Pool	08/31/16	0	5.5744
	AR-0048	State Pool	05/12/20	0	5.5744
	AR-0049	State Pool	05/13/20	0	5.5744
	AR-0050	State Pool	05/13/20	0	5.5744
	AR-0051	State Pool	05/13/20	0	5.5744
	AR-0053	State Pool	05/13/20	0	5.5744
	AR-0054	State Pool	05/13/20	0	5.5744
	AR-0055	State Pool	05/13/20	0	5.5744
	AR-0056	State Pool	05/13/20	0	5.5744
	AR-0057	State Pool	05/13/20	0	5.5744
	AR-0059	State Pool	08/02/21	0	5.5744
	AR-0060	State Pool	08/02/21	0	5.5744
	AR-0061	State Pool	08/02/21	0	5.5744
	AR-0062	State Pool	03/11/22	0	5.5744
	AR-0063	State Pool	03/11/22	0	5.5744
	AR-0065	State Pool	03/14/22	0	5.5744
	AR-0066	State Pool	03/14/22	0	5.5744
	AR-0067	State Pool	03/14/22	0	5.5744
	AR-0072	State Pool	12/16/22	0	5.5744
	AR-0073	State Pool	12/16/22	0	5.5744
	AR-0074	State Pool	12/16/22	0	5.5744
	AR-0075	State Pool	12/16/22	0	5.5744
	AR-0076	State Pool	12/16/22	0	5.5744
	AR-0077	State Pool	12/16/22	0	5.5744
	AR-0081	State Pool	08/17/23	0	5.5744
	AR-0082	State Pool	08/17/23	0	5.5744
	AR-0083	State Pool	08/17/23	0	5.5744
	AR-0084	State Pool	08/17/23	0	5.5744

Maturity Aging
Ft. Bend County
 Effective Interest - Actual Life
 Receipts in Period
 12/31/23

CUSIP	Invest Number	Security Description	Purchase Date	Days to Maturity	Yield Matur
MB49-FBC ASSIST. DIST #16	AR-0085	State Pool	08/17/23	0	5.5744
TT00-TX TERM General	AR-0022	State Pool	11/01/08	0	5.3800
TT02-TX TERM Toll Rd. Operation	AR-0024	State Pool	11/01/08	0	5.3800
TT04-TX TERM Road & Bridge	AR-0026	State Pool	11/01/08	0	5.3800
TT05-TX TERM Drainage	AR-0027	State Pool	11/01/08	<u>0</u>	<u>5.3800</u>
Cash / Money Market Total				<u>0</u>	<u>4.5795</u>
31 - 60 Days					
MB45-U S Bank	AR-0078	Balance Account	06/20/23	<u>31</u>	<u>5.4000</u>
31 - 60 Days Total				<u>31</u>	<u>5.4000</u>
Investment Total				<u>17</u>	<u>5.0336</u>

Activity Statement

Ft. Bend County

Effective Interest - Actual Life
Receipts in Period
12/01/23 - 12/31/23

Purchase Date	Sale Date	CUSIP	Invest Number	Security Description	Amor Value On 12/01/23	Changes In Principal	Purchase Cost	Sales Proceeds	Purchased Interest	Int/Div Rec In the Perd	Amor Value On 12/31/23
Cash											
06/20/23	Open	MB45-U S Bank	AR-0078	Balance Account	114,856,000.83	202,386,114.48	0.00	0.00	0.00	2,386,114.48	317,242,115.31
Cash Total					114,856,000.83	202,386,114.48	0.00	0.00	0.00	2,386,114.48	317,242,115.31
Money Market											
01/31/21	Open	Cadence-Money Market Accts	AR-0058	Money Market	233,365,303.06	-186,011,520.29	0.00	0.00	0.00	9,528.64	47,353,782.77
Money Market Total					233,365,303.06	-186,011,520.29	0.00	0.00	0.00	9,528.64	47,353,782.77
State Pool											
11/01/08	Open	MB02-MBIA General	AR-0015	State Pool	1,409,512.10	2,576,702.64	0.00	0.00	0.00	66,118.14	3,986,214.74
11/01/08	Open	MB03-MBIA Road & Bridge	AR-0016	State Pool	1,178,568.40	-646,430.67	0.00	0.00	0.00	3,569.33	532,137.73
11/01/08	Open	MB04-MBIA Drainage	AR-0017	State Pool	2,857,242.12	-477,612.89	0.00	0.00	0.00	12,387.11	2,379,629.23
11/01/08	Open	MB06-MBIA Toll Rd. Operations	AR-0019	State Pool	45,715,029.71	-17,767,634.43	0.00	0.00	0.00	132,365.57	27,947,395.28
11/01/08	Open	TT00-TX TERM General	AR-0022	State Pool	1,140.20	5.21	0.00	0.00	0.00	5.21	1,145.41
11/01/08	Open	TT02-TX TERM Toll Rd. Operation	AR-0024	State Pool	1,138.86	5.20	0.00	0.00	0.00	5.20	1,144.06
11/01/08	Open	TT04-TX TERM Road & Bridge	AR-0026	State Pool	1,136.79	5.19	0.00	0.00	0.00	5.19	1,141.98
11/01/08	Open	TT05-TX TERM Drainage	AR-0027	State Pool	377.14	1.72	0.00	0.00	0.00	1.72	378.86
11/10/08	Open	LOG1-Logic- General	AR-0028	State Pool	14,422,101.04	-9,957,940.39	0.00	0.00	0.00	42,059.61	4,464,160.65
11/10/08	Open	LOG2-Logic-Toll Rd.Operations	AR-0029	State Pool	14,417,711.79	67,852.18	0.00	0.00	0.00	67,852.18	14,485,563.97
11/10/08	Open	LOG5-Logic-Drainage	AR-0032	State Pool	822,098.17	3,868.94	0.00	0.00	0.00	3,868.94	825,967.11
11/10/08	Open	LOG8-Logic-Road & Bridge	AR-0035	State Pool	1,798,920.69	8,466.03	0.00	0.00	0.00	8,466.03	1,807,386.72
08/31/16	Open	MB12-MBIA ESD 100 AGREEMENT	AR-0041	State Pool	3,678,302.39	17,455.42	0.00	0.00	0.00	17,455.42	3,695,757.81
08/31/16	Open	MB13-MBIA ASSISTANCE DIST #1	AR-0042	State Pool	4,310,875.20	20,457.33	0.00	0.00	0.00	20,457.33	4,331,332.53
08/31/16	Open	MB14-MBIA GR PARKWAY OPERATIONS	AR-0043	State Pool	20,214,768.70	-1,008,275.58	0.00	0.00	0.00	91,724.42	19,206,493.12
05/12/20	Open	LO10-LOGIC-COUNTY'S CARE ACT	AR-0047	State Pool	4.63	-4.63	0.00	0.00	0.00	0.00	0.00
05/12/20	Open	MB18-MBIA COUNTY'S CARES ACT	AR-0048	State Pool	26,761,820.32	-344,439.22	0.00	0.00	0.00	125,560.78	26,417,381.10
05/13/20	Open	MB19-MBIA FBC ASSIST. DIST. #2	AR-0049	State Pool	3,103,204.95	14,726.29	0.00	0.00	0.00	14,726.29	3,117,931.24
05/13/20	Open	MB20- MBIA FBC ASSIST. DIST. #4	AR-0050	State Pool	1,052,916.26	4,996.61	0.00	0.00	0.00	4,996.61	1,057,912.87
05/13/20	Open	MB21-MBIA FBC ASSIST. DIST. #6	AR-0051	State Pool	622,359.93	2,953.41	0.00	0.00	0.00	2,953.41	625,313.34
05/13/20	Open	MB23-MBIA JUVENILE	AR-0053	State Pool	1,443,287.03	-1,409,879.78	0.00	0.00	0.00	3,120.22	33,407.25
05/13/20	Open	MB24-MBIA DEBT SERVICE	AR-0054	State Pool	10,544,807.39	-1,151,972.16	0.00	0.00	0.00	48,027.84	9,392,835.23
05/13/20	Open	MB25-MBIA DRAINAGE DEBT SERVICE	AR-0055	State Pool	4,289,928.94	20,357.89	0.00	0.00	0.00	20,357.89	4,310,286.83
05/13/20	Open	MB26-FACILITIES BOND 2018	AR-0056	State Pool	1,961,951.03	9,310.45	0.00	0.00	0.00	9,310.45	1,971,261.48
05/13/20	Open	MB27-MBIA TX HERITAGE PARKWAY	AR-0057	State Pool	526,171.39	-447,709.00	0.00	0.00	0.00	2,291.00	78,462.39
08/02/21	Open	MB28-MBIA GRAND PARKWAY 2021	AR-0059	State Pool	2,536,639.55	-389,491.43	0.00	0.00	0.00	10,508.57	2,147,148.12
08/02/21	Open	MB29-MBIA SR LIEN TOLL RD 2021	AR-0060	State Pool	25,551,047.73	-5,600,536.42	0.00	0.00	0.00	99,463.58	19,950,511.31
08/02/21	Open	MB30-MBIA FLOOD PRO DRAINAGE 20	AR-0061	State Pool	12,889,797.81	-454,379.97	0.00	0.00	0.00	59,620.03	12,435,417.84
03/11/22	Open	MB31-MBIA FBC ASSIST DIST #9	AR-0062	State Pool	1,471,692.75	6,983.94	0.00	0.00	0.00	6,983.94	1,478,676.69
03/11/22	Open	MB32-MBIA FBC ASSIST DIST #11	AR-0063	State Pool	2,369,080.87	11,242.50	0.00	0.00	0.00	11,242.50	2,380,323.37
03/14/22	Open	MB36-MBIA FEE OFFICER	AR-0065	State Pool	2,310,584.50	335.08	0.00	0.00	0.00	10,919.58	2,310,919.58
03/14/22	Open	MB37-MBIA FBC ASSIST DIST #7	AR-0066	State Pool	1,002,707.10	-70,528.35	0.00	0.00	0.00	4,471.65	932,178.75
03/14/22	Open	MB38-MBIA 2020A FBC TAX NOTE	AR-0067	State Pool	1,208,557.69	5,735.21	0.00	0.00	0.00	5,735.21	1,214,292.90
12/16/22	Open	MB39-MBIA 2022 TAX NOTE	AR-0072	State Pool	24,263,562.81	14,760.65	0.00	0.00	0.00	114,760.65	24,278,323.46
12/16/22	Open	MB40-MBIA FBC ASSIST DIST #22	AR-0073	State Pool	408,339.19	1,937.78	0.00	0.00	0.00	1,937.78	410,276.97
12/16/22	Open	MB41-MBIA FUND440 CSCD	AR-0074	State Pool	4,063,473.08	14,261.82	0.00	0.00	0.00	19,261.82	4,077,734.90

Activity Statement
Ft. Bend County
 Effective Interest - Actual Life
 Receipts in Period
 12/01/23 - 12/31/23

Purchase Date	Sale Date	CUSIP	Invest Number	Security Description	Amor Value On 12/01/23	Changes In Principal	Purchase Cost	Sales Proceeds	Purchased Interest	Int/Div Rec In the Perd	Amor Value On 12/31/23
12/16/22	Open	MB42-MBIA FBC ASSIST DIST #10	AR-0075	State Pool	500,035.97	2,372.94	0.00	0.00	0.00	2,372.94	502,408.91
12/16/22	Open	MB43-MBIA LATERAL ROAD	AR-0076	State Pool	12,396.83	58.85	0.00	0.00	0.00	58.85	12,455.68
12/16/22	Open	MB44-MBIA COUNTY LAW LIBRARY	AR-0077	State Pool	202,400.94	-14,080.74	0.00	0.00	0.00	919.26	188,320.20
08/09/23	Open	LO13-Logic-2023 MOBILITY PROJ	AR-0079	State Pool	792,941.97	-792,219.04	0.00	0.00	0.00	722.93	722.93
08/09/23	Open	LO14-LOCIG-2023 CERT OF OB	AR-0080	State Pool	0.00	0.00	0.00	0.00	0.00	0.00	0.00
08/17/23	Open	MB45-MBIA ASSIST. DISTRICT #5	AR-0081	State Pool	831,749.56	3,947.07	0.00	0.00	0.00	3,947.07	835,696.63
08/17/23	Open	MB46-MBIA ALIANA MGMT DIST AGRE	AR-0082	State Pool	437,491.87	2,076.13	0.00	0.00	0.00	2,076.13	439,568.00
08/17/23	Open	MB47-MBIA ASSET FORF TASK STATE	AR-0083	State Pool	714,849.92	3,392.32	0.00	0.00	0.00	3,392.32	718,242.24
08/17/23	Open	MB48-MBIA DA ASSET FORF.STATE	AR-0084	State Pool	1,264,652.68	-6,539.86	0.00	0.00	0.00	5,960.14	1,258,112.82
08/17/23	Open	MB49-FBC ASSIST. DIST #16	AR-0085	State Pool	516,322.18	-2,568.89	0.00	0.00	0.00	2,431.11	513,753.29
State Pool Total					<u>244,483,700.17</u>	<u>-37,727,974.65</u>	<u>0.00</u>	<u>0.00</u>	<u>0.00</u>	<u>1,064,471.95</u>	<u>206,755,725.52</u>
Investment Total					<u>592,705,004.06</u>	<u>-21,353,380.46</u>	<u>0.00</u>	<u>0.00</u>	<u>0.00</u>	<u>3,460,115.07</u>	<u>571,351,623.60</u>

Interest Accrual

Ft. Bend County

Effective Interest - Actual Life
Receipts in Period
12/01/23 - 12/31/23

CUSIP	Invest Number	Security Description	Purchase Date	Sale Date	Yield Earned	Ending Par Val/Shares	Ending Amor Val/Cost	Purchased Interest	Int/Div Rec In the Perd	Int/Div Accrued In the Perd	PTD Purch Received	Int/Div Rec Purch/Date	Int/Div Accrued Purch/Date
Cash													
MB45-U S Bank	AR-0078	Balance Account	06/20/23	Open	8.9230	317,242,115.31	317,242,115.31	0.00	2,386,114.48	0.00	0.00	2,970,473.43	2,220,361.64
Cash Total					8.9230	317,242,115.31	317,242,115.31	0.00	2,386,114.48	0.00	0.00	2,970,473.43	2,220,361.64
Money Market													
Cadence-Money Market Accts	AR-0058	Money Market	01/31/21	Open	0.0493	47,353,782.77	47,353,782.77	0.00	9,528.64	0.00	0.00	1,947,560.31	0.00
Money Market Total					0.0493	47,353,782.77	47,353,782.77	0.00	9,528.64	0.00	0.00	1,947,560.31	0.00
State Pool													
MB02-MBIA General	AR-0015	State Pool	11/01/08	Open	5.5921	3,986,214.74	3,986,214.74	0.00	66,118.14	0.00	0.00	5,855,038.33	0.00
MB03-MBIA Road & Bridge	AR-0016	State Pool	11/01/08	Open	5.5916	532,137.73	532,137.73	0.00	3,569.33	0.00	0.00	427,876.88	0.00
MB04-MBIA Drainage	AR-0017	State Pool	11/01/08	Open	5.5876	2,379,629.23	2,379,629.23	0.00	12,387.11	0.00	0.00	714,887.71	2,620.73
MB06-MBIA Toll Rd. Operations	AR-0019	State Pool	11/01/08	Open	5.5867	27,947,395.28	27,947,395.28	0.00	132,365.57	0.00	0.00	6,339,561.72	38,363.64
TT00-TX TERM General	AR-0022	State Pool	11/01/08	Open	5.3793	1,145.41	1,145.41	0.00	5.21	0.00	0.00	21,530.18	0.00
TT02-TX TERM Toll Rd. Operation	AR-0024	State Pool	11/01/08	Open	5.3753	1,144.06	1,144.06	0.00	5.20	0.00	0.00	18,073.96	0.00
TT04-TX TERM Road & Bridge	AR-0026	State Pool	11/01/08	Open	5.3747	1,141.98	1,141.98	0.00	5.19	0.00	0.00	8,349.26	0.00
TT05-TX TERM Drainage	AR-0027	State Pool	11/01/08	Open	5.3690	378.86	378.86	0.00	1.72	0.00	0.00	5,058.14	0.00
LOG1-Logic- General	AR-0028	State Pool	11/10/08	Open	5.5396	4,464,160.65	4,464,160.65	0.00	42,059.61	0.00	0.00	4,034,591.54	0.00
LOG2-Logic-Toll Rd.Operations	AR-0029	State Pool	11/10/08	Open	5.5403	14,485,563.97	14,485,563.97	0.00	67,852.18	0.00	0.00	1,146,895.05	0.00
LOG5-Logic-Drainage	AR-0032	State Pool	11/10/08	Open	5.5403	825,967.11	825,967.11	0.00	3,868.94	0.00	0.00	388,210.88	0.00
LOG8-Logic-Road & Bridge	AR-0035	State Pool	11/10/08	Open	5.5403	1,807,386.72	1,807,386.72	0.00	8,466.03	0.00	0.00	362,874.24	0.00
MB12-MBIA ESD 100 AGREEMENT	AR-0041	State Pool	08/31/16	Open	5.5866	3,695,757.81	3,695,757.81	0.00	17,455.42	0.00	0.00	844,199.05	0.00
MB13-MBIA ASSISTANCE DIST #1	AR-0042	State Pool	08/31/16	Open	5.5866	4,331,332.53	4,331,332.53	0.00	20,457.33	0.00	0.00	1,044,855.22	0.00
MB14-MBIA GR PARKWAY OPERATIONS	AR-0043	State Pool	08/31/16	Open	5.5869	19,206,493.12	19,206,493.12	0.00	91,724.42	0.00	0.00	4,496,487.64	0.00
LO10-LOGIC-COUNTY'S CARE ACT	AR-0047	State Pool	05/12/20	Open	5.5598	0.00	0.00	0.00	0.00	0.00	0.00	380,734.57	0.00
MB18-MBIA COUNTY'S CARES ACT	AR-0048	State Pool	05/12/20	Open	5.5867	26,417,381.10	26,417,381.10	0.00	125,560.78	0.00	0.00	3,507,300.56	0.00
MB19-MBIA FBC ASSIST. DIST. #2	AR-0049	State Pool	05/13/20	Open	5.5866	3,117,931.24	3,117,931.24	0.00	14,726.29	0.00	0.00	667,931.24	0.00
MB20- MBIA FBC ASSIST. DIST. #4	AR-0050	State Pool	05/13/20	Open	5.5866	1,057,912.87	1,057,912.87	0.00	4,996.61	0.00	0.00	167,912.87	0.00
MB21-MBIA FBC ASSIST. DIST. #6	AR-0051	State Pool	05/13/20	Open	5.5866	625,313.34	625,313.34	0.00	2,953.41	0.00	0.00	245,313.34	0.00
MB23-MBIA JUVENILE	AR-0053	State Pool	05/13/20	Open	5.5973	33,407.25	33,407.25	0.00	3,120.22	0.00	0.00	582,640.88	0.00
MB24-MBIA DEBT SERVICE	AR-0054	State Pool	05/13/20	Open	5.5875	9,392,835.23	9,392,835.23	0.00	48,027.84	0.00	0.00	2,067,557.99	0.00
MB25-MBIA DRAINAGE DEBT SERVICE	AR-0055	State Pool	05/13/20	Open	5.5866	4,310,286.83	4,310,286.83	0.00	20,357.89	0.00	0.00	310,286.83	0.00
MB26-FACILITIES BOND 2018	AR-0056	State Pool	05/13/20	Open	5.5866	1,971,261.48	1,971,261.48	0.00	9,310.45	0.00	0.00	247,661.48	0.00
MB27-MBIA TX HERITAGE PARKWAY	AR-0057	State Pool	05/13/20	Open	5.5883	78,462.39	78,462.39	0.00	2,291.00	0.00	0.00	113,840.79	0.00
MB28-MBIA GRAND PARKWAY 2021	AR-0059	State Pool	08/02/21	Open	5.5875	2,147,148.12	2,147,148.12	0.00	10,508.57	0.00	0.00	717,148.12	0.00
MB29-MBIA SR LIEN TOLL RD 2021	AR-0060	State Pool	08/02/21	Open	5.5880	19,950,511.31	19,950,511.31	0.00	99,463.58	0.00	0.00	2,715,511.31	0.00
MB30-MBIA FLOOD PRO DRAINAGE 20	AR-0061	State Pool	08/02/21	Open	5.5869	12,435,417.84	12,435,417.84	0.00	59,620.03	0.00	0.00	1,070,417.84	0.00
MB31-MBIA FBC ASSIST DIST #9	AR-0062	State Pool	03/11/22	Open	5.5866	1,478,676.69	1,478,676.69	0.00	6,983.94	0.00	0.00	228,676.69	0.00
MB32-MBIA FBC ASSIST DIST #11	AR-0063	State Pool	03/11/22	Open	5.5866	2,380,323.37	2,380,323.37	0.00	11,242.50	0.00	0.00	480,323.37	0.00
MB36-MBIA FEE OFFICER	AR-0065	State Pool	03/14/22	Open	5.5866	2,310,919.58	2,310,919.58	0.00	10,919.58	0.00	0.00	121,446.36	0.00
MB37-MBIA FBC ASSIST DIST #7	AR-0066	State Pool	03/14/22	Open	5.5870	932,178.75	932,178.75	0.00	4,471.65	0.00	0.00	147,178.75	0.00
MB38-MBIA 2020A FBC TAX NOTE	AR-0067	State Pool	03/14/22	Open	5.5866	1,214,292.90	1,214,292.90	0.00	5,735.21	0.00	0.00	89,292.90	0.00
MB39-MBIA 2022 TAX NOTE	AR-0072	State Pool	12/16/22	Open	5.5866	24,278,323.46	24,278,323.46	0.00	114,760.65	0.00	0.00	1,503,323.46	0.00
MB40-MBIA FBC ASSIST DIST #22	AR-0073	State Pool	12/16/22	Open	5.5866	410,276.97	410,276.97	0.00	1,937.78	0.00	0.00	60,276.97	0.00
MB41-MBIA FUND440 CSCD	AR-0074	State Pool	12/16/22	Open	5.5866	4,077,734.90	4,077,734.90	0.00	19,261.82	0.00	0.00	247,734.90	0.00
MB42-MBIA FBC ASSIST DIST #10	AR-0075	State Pool	12/16/22	Open	5.5866	502,408.91	502,408.91	0.00	2,372.94	0.00	0.00	52,408.91	0.00
MB43-MBIA LATERAL ROAD	AR-0076	State Pool	12/16/22	Open	5.5866	12,455.68	12,455.68	0.00	58.85	0.00	0.00	62,455.68	0.00
MB44-MBIA COUNTY LAW LIBRARY	AR-0077	State Pool	12/16/22	Open	5.5872	188,320.20	188,320.20	0.00	919.26	0.00	0.00	53,320.20	0.00

Interest Accrual
Ft. Bend County
 Effective Interest - Actual Life
 Receipts in Period
 12/01/23 - 12/31/23

CUSIP	Invest Number	Security Description	Purchase Date	Sale Date	Yield Earned	Ending Par Val/Shares	Ending Amor Val/Cost	Purchased Interest	Int/Div Rec In the Perd	Int/Div Accrued In the Perd	PTD Purch Received	Int/Div Rec Purch/Date	Int/Div Accrued Purch/Date
LO13-Logic-2023 MOBILITY PROJ	AR-0079	State Pool	08/09/23	Open	5.5454	722.93	722.93	0.00	722.93	0.00	0.00	198,664.90	0.00
LO14-LOCIG-2023 CERT OF OB	AR-0080	State Pool	08/09/23	Open	0.0000	0.00	0.00	0.00	0.00	0.00	0.00	39,331.19	0.00
MB45-MBIA ASSIST. DISTRICT #5	AR-0081	State Pool	08/17/23	Open	5.5866	835,696.63	835,696.63	0.00	3,947.07	0.00	0.00	15,696.63	0.00
MB46-MBIA ALIANA MGMT DIST AGRE	AR-0082	State Pool	08/17/23	Open	5.5866	439,568.00	439,568.00	0.00	2,076.13	0.00	0.00	9,568.00	0.00
MB47-MBIA ASSET FORF TASK STATE	AR-0083	State Pool	08/17/23	Open	5.5866	718,242.24	718,242.24	0.00	3,392.32	0.00	0.00	32,242.24	0.00
MB48-MBIA DA ASSET FORF.STATE	AR-0084	State Pool	08/17/23	Open	5.5866	1,258,112.82	1,258,112.82	0.00	5,960.14	0.00	0.00	20,612.82	0.00
MB49-FBC ASSIST. DIST #16	AR-0085	State Pool	08/17/23	Open	5.5867	513,753.29	513,753.29	0.00	2,431.11	0.00	0.00	12,753.29	0.00
State Pool Total					5.5818	206,755,725.52	206,755,725.52	0.00	1,064,471.95	0.00	0.00	41,878,054.88	40,984.37
Investment Total					5.3133	571,351,623.60	571,351,623.60	0.00	3,460,115.07	0.00	0.00	46,796,088.62	2,261,346.01

Premium/Discount Amortization

Ft. Bend County Effective Interest - Actual Life Receipts in Period 12/01/23 - 12/31/23

CUSIP	Invest Number	Security Description	Purchase Date	Amortiz Date	Yield Earned	Beginning Par Val/Shares	Beginning Unamor Val/Cost	Premium Discount	Ending Par Val/Shares	Ending Amor Val/Cost	Unamor Prem/Dscnt	Amortization In the Perd	Amortization Purch/Date
Cash													
MB45-U S Bank	AR-0078	Balance Account	06/20/23	01/31/24	8.9230	114,856,000.83	114,856,000.83	0.00	317,242,115.31	317,242,115.31	0.00	0.00	0.00
Cash Total					8.9230	114,856,000.83	114,856,000.83	0.00	317,242,115.31	317,242,115.31	0.00	0.00	0.00
Money Market													
Cadence-Money Market Accts	AR-0058	Money Market	01/31/21	Open	0.0493	233,365,303.06	233,365,303.06	0.00	47,353,782.77	47,353,782.77	0.00	0.00	0.00
Money Market Total					0.0493	233,365,303.06	233,365,303.06	0.00	47,353,782.77	47,353,782.77	0.00	0.00	0.00
State Pool													
MB02-MBIA General	AR-0015	State Pool	11/01/08	Open	5.5921	1,409,512.10	1,409,512.10	0.00	3,986,214.74	3,986,214.74	0.00	0.00	0.00
MB03-MBIA Road & Bridge	AR-0016	State Pool	11/01/08	Open	5.5916	1,178,568.40	1,178,568.40	0.00	532,137.73	532,137.73	0.00	0.00	0.00
MB04-MBIA Drainage	AR-0017	State Pool	11/01/08	Open	5.5876	2,857,242.12	2,857,242.12	0.00	2,379,629.23	2,379,629.23	0.00	0.00	0.00
MB06-MBIA Toll Rd. Operations	AR-0019	State Pool	11/01/08	Open	5.5867	45,715,029.71	45,715,029.71	0.00	27,947,395.28	27,947,395.28	0.00	0.00	0.00
TT00-TX TERM General	AR-0022	State Pool	11/01/08	Open	5.3793	1,140.20	1,140.20	0.00	1,145.41	1,145.41	0.00	0.00	0.00
TT02-TX TERM Toll Rd. Operation	AR-0024	State Pool	11/01/08	Open	5.3753	1,138.86	1,138.86	0.00	1,144.06	1,144.06	0.00	0.00	0.00
TT04-TX TERM Road & Bridge	AR-0026	State Pool	11/01/08	Open	5.3747	1,136.79	1,136.79	0.00	1,141.98	1,141.98	0.00	0.00	0.00
TT05-TX TERM Drainage	AR-0027	State Pool	11/01/08	Open	5.3690	377.14	377.14	0.00	378.86	378.86	0.00	0.00	0.00
LOG1-Logic- General	AR-0028	State Pool	11/10/08	Open	5.5396	14,422,101.04	14,422,101.04	0.00	4,464,160.65	4,464,160.65	0.00	0.00	0.00
LOG2-Logic-Toll Rd.Operations	AR-0029	State Pool	11/10/08	Open	5.5403	14,417,711.79	14,417,711.79	0.00	14,485,563.97	14,485,563.97	0.00	0.00	0.00
LOG5-Logic-Drainage	AR-0032	State Pool	11/10/08	Open	5.5403	822,098.17	822,098.17	0.00	825,967.11	825,967.11	0.00	0.00	0.00
LOG8-Logic-Road & Bridge	AR-0035	State Pool	11/10/08	Open	5.5403	1,798,920.69	1,798,920.69	0.00	1,807,386.72	1,807,386.72	0.00	0.00	0.00
MB12-MBIA ESD 100 AGREEMENT	AR-0041	State Pool	08/31/16	Open	5.5866	3,678,302.39	3,678,302.39	0.00	3,695,757.81	3,695,757.81	0.00	0.00	0.00
MB13-MBIA ASSISTANCE DIST #1	AR-0042	State Pool	08/31/16	Open	5.5866	4,310,875.20	4,310,875.20	0.00	4,331,332.53	4,331,332.53	0.00	0.00	0.00
MB14-MBIA GR PARKWAY OPERATIONS	AR-0043	State Pool	08/31/16	Open	5.5869	20,214,768.70	20,214,768.70	0.00	19,206,493.12	19,206,493.12	0.00	0.00	0.00
LO10-LOGIC-COUNTY'S CARE ACT	AR-0047	State Pool	05/12/20	Open	5.5598	4.63	4.63	0.00	0.00	0.00	0.00	0.00	0.00
MB18-MBIA COUNTY'S CARES ACT	AR-0048	State Pool	05/12/20	Open	5.5867	26,761,820.32	26,761,820.32	0.00	26,417,381.10	26,417,381.10	0.00	0.00	0.00
MB19-MBIA FBC ASSIST. DIST. #2	AR-0049	State Pool	05/13/20	Open	5.5866	3,103,204.95	3,103,204.95	0.00	3,117,931.24	3,117,931.24	0.00	0.00	0.00
MB20- MBIA FBC ASSIST. DIST. #4	AR-0050	State Pool	05/13/20	Open	5.5866	1,052,916.26	1,052,916.26	0.00	1,057,912.87	1,057,912.87	0.00	0.00	0.00
MB21-MBIA FBC ASSIST. DIST. #6	AR-0051	State Pool	05/13/20	Open	5.5866	622,359.93	622,359.93	0.00	625,313.34	625,313.34	0.00	0.00	0.00
MB23-MBIA JUVENILE	AR-0053	State Pool	05/13/20	Open	5.5973	1,443,287.03	1,443,287.03	0.00	33,407.25	33,407.25	0.00	0.00	0.00
MB24-MBIA DEBT SERVICE	AR-0054	State Pool	05/13/20	Open	5.5875	10,544,807.39	10,544,807.39	0.00	9,392,835.23	9,392,835.23	0.00	0.00	0.00
MB25-MBIA DRAINAGE DEBT SERVICE	AR-0055	State Pool	05/13/20	Open	5.5866	4,289,928.94	4,289,928.94	0.00	4,310,286.83	4,310,286.83	0.00	0.00	0.00
MB26-FACILITIES BOND 2018	AR-0056	State Pool	05/13/20	Open	5.5866	1,961,951.03	1,961,951.03	0.00	1,971,261.48	1,971,261.48	0.00	0.00	0.00
MB27-MBIA TX HERITAGE PARKWAY	AR-0057	State Pool	05/13/20	Open	5.5883	526,171.39	526,171.39	0.00	78,462.39	78,462.39	0.00	0.00	0.00
MB28-MBIA GRAND PARKWAY 2021	AR-0059	State Pool	08/02/21	Open	5.5875	2,536,639.55	2,536,639.55	0.00	2,147,148.12	2,147,148.12	0.00	0.00	0.00
MB29-MBIA SR LIEN TOLL RD 2021	AR-0060	State Pool	08/02/21	Open	5.5880	25,551,047.73	25,551,047.73	0.00	19,950,511.31	19,950,511.31	0.00	0.00	0.00
MB30-MBIA FLOOD PRO DRAINAGE 20	AR-0061	State Pool	08/02/21	Open	5.5869	12,889,797.81	12,889,797.81	0.00	12,435,417.84	12,435,417.84	0.00	0.00	0.00
MB31-MBIA FBC ASSIST DIST #9	AR-0062	State Pool	03/11/22	Open	5.5866	1,471,692.75	1,471,692.75	0.00	1,478,676.69	1,478,676.69	0.00	0.00	0.00
MB32-MBIA FBC ASSIST DIST #11	AR-0063	State Pool	03/11/22	Open	5.5866	2,369,080.87	2,369,080.87	0.00	2,380,323.37	2,380,323.37	0.00	0.00	0.00
MB36-MBIA FEE OFFICER	AR-0065	State Pool	03/14/22	Open	5.5866	2,310,584.50	2,310,584.50	0.00	2,310,919.58	2,310,919.58	0.00	0.00	0.00
MB37-MBIA FBC ASSIST DIST #7	AR-0066	State Pool	03/14/22	Open	5.5870	1,002,707.10	1,002,707.10	0.00	932,178.75	932,178.75	0.00	0.00	0.00
MB38-MBIA 2020A FBC TAX NOTE	AR-0067	State Pool	03/14/22	Open	5.5866	1,208,557.69	1,208,557.69	0.00	1,214,292.90	1,214,292.90	0.00	0.00	0.00
MB39-MBIA 2022 TAX NOTE	AR-0072	State Pool	12/16/22	Open	5.5866	24,263,562.81	24,263,562.81	0.00	24,278,323.46	24,278,323.46	0.00	0.00	0.00
MB40-MBIA FBC ASSIST DIST #22	AR-0073	State Pool	12/16/22	Open	5.5866	408,339.19	408,339.19	0.00	410,276.97	410,276.97	0.00	0.00	0.00
MB41-MBIA FUND440 CSCD	AR-0074	State Pool	12/16/22	Open	5.5866	4,063,473.08	4,063,473.08	0.00	4,077,734.90	4,077,734.90	0.00	0.00	0.00
MB42-MBIA FBC ASSIST DIST #10	AR-0075	State Pool	12/16/22	Open	5.5866	500,035.97	500,035.97	0.00	502,408.91	502,408.91	0.00	0.00	0.00
MB43-MBIA LATERAL ROAD	AR-0076	State Pool	12/16/22	Open	5.5886	12,396.83	12,396.83	0.00	12,455.68	12,455.68	0.00	0.00	0.00
MB44-MBIA COUNTY LAW LIBRARY	AR-0077	State Pool	12/16/22	Open	5.5872	202,400.94	202,400.94	0.00	188,320.20	188,320.20	0.00	0.00	0.00

Premium/Discount Amortization

Ft. Bend County

Effective Interest - Actual Life

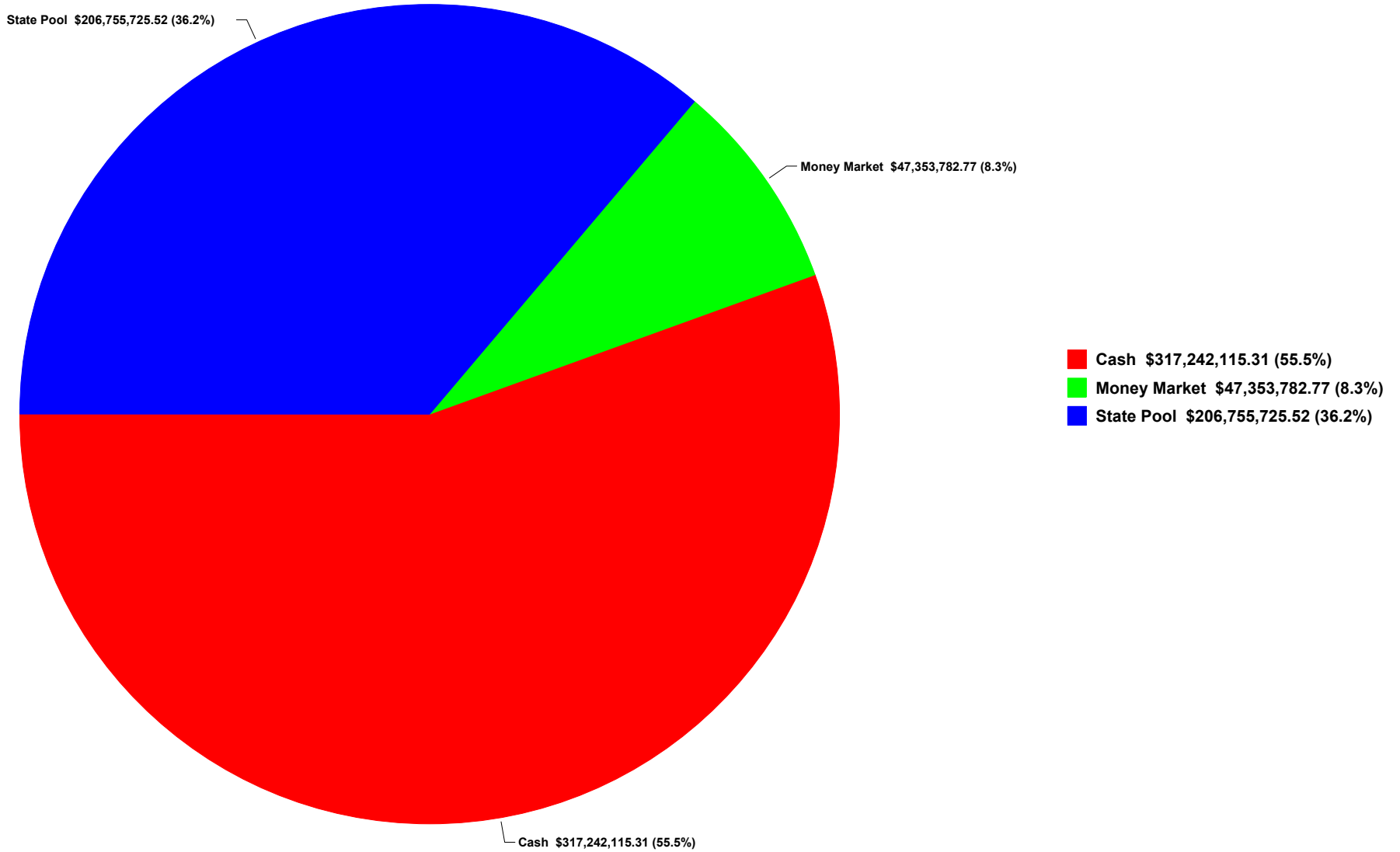
Receipts in Period

12/01/23 - 12/31/23

CUSIP	Invest Number	Security Description	Purchase Date	Amortiz Date	Yield Earned	Beginning Par Val/Shares	Beginning Unamor Val/Cost	Premium Discount	Ending Par Val/Shares	Ending Amor Val/Cost	Unamor Prem/Dscnt	Amortization In the Perd	Amortization Purch/Date
LO13-Logic-2023 MOBILITY PROJ	AR-0079	State Pool	08/09/23	Open	5.5454	792,941.97	792,941.97	0.00	722.93	722.93	0.00	0.00	0.00
LO14-LOCIG-2023 CERT OF OB	AR-0080	State Pool	08/09/23	Open	0.0000	0.00	0.00	0.00	0.00	0.00	0.00	0.00	0.00
MB45-MBIA ASSIST. DISTRICT #5	AR-0081	State Pool	08/17/23	Open	5.5866	831,749.56	831,749.56	0.00	835,696.63	835,696.63	0.00	0.00	0.00
MB46-MBIA ALIANA MGMT DIST AGRE	AR-0082	State Pool	08/17/23	Open	5.5866	437,491.87	437,491.87	0.00	439,568.00	439,568.00	0.00	0.00	0.00
MB47-MBIA ASSET FORF TASK STATE	AR-0083	State Pool	08/17/23	Open	5.5866	714,849.92	714,849.92	0.00	718,242.24	718,242.24	0.00	0.00	0.00
MB48-MBIA DA ASSET FORF.STATE	AR-0084	State Pool	08/17/23	Open	5.5866	1,264,652.68	1,264,652.68	0.00	1,258,112.82	1,258,112.82	0.00	0.00	0.00
MB49-FBC ASSIST. DIST #16	AR-0085	State Pool	08/17/23	Open	5.5867	516,322.18	516,322.18	0.00	513,753.29	513,753.29	0.00	0.00	0.00
State Pool Total					5.5818	244,483,700.17	244,483,700.17	0.00	206,755,725.52	206,755,725.52	0.00	0.00	0.00
Investment Total					5.3133	592,705,004.06	592,705,004.06	0.00	571,351,623.60	571,351,623.60	0.00	0.00	0.00

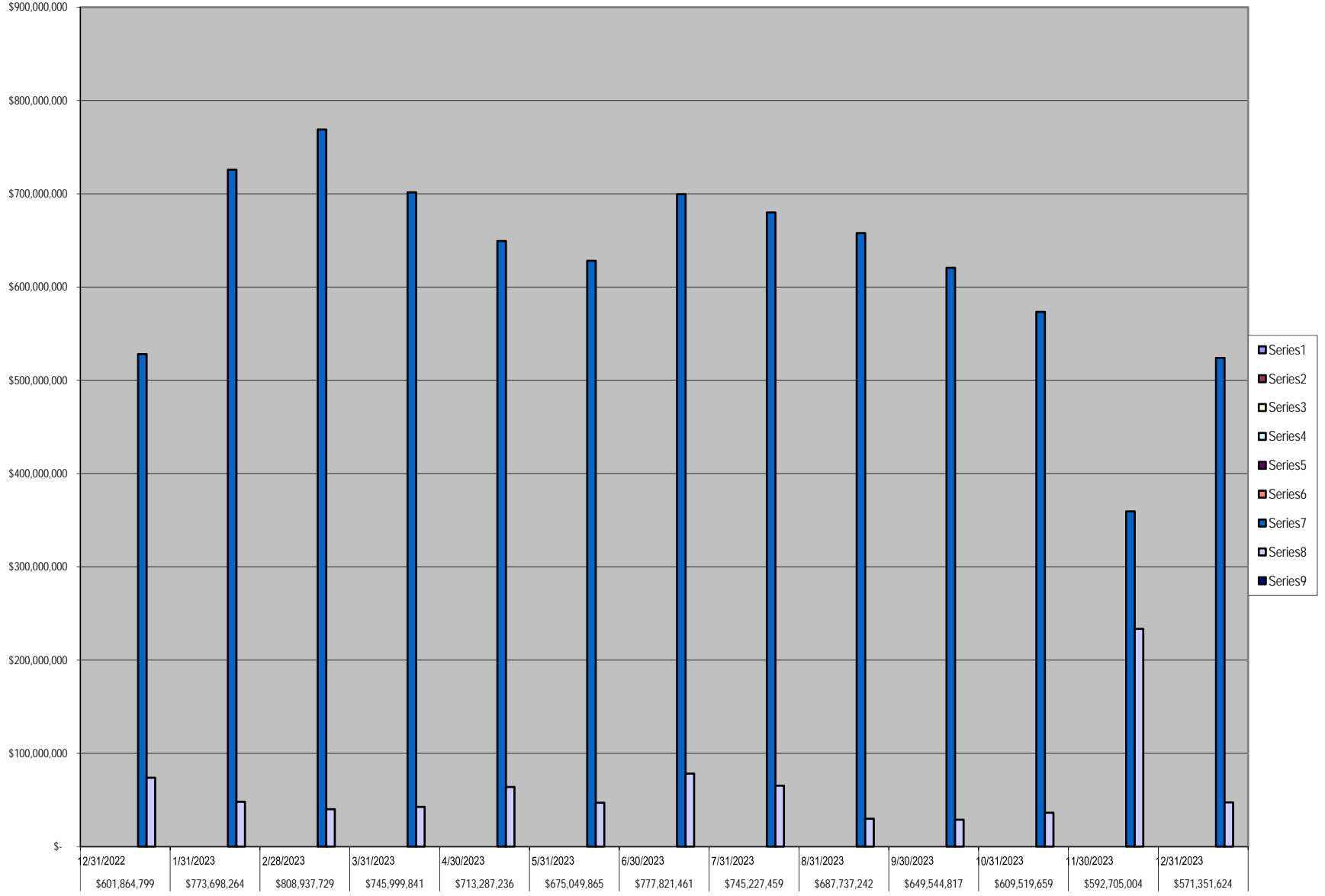
Open Investments
Ft. Bend County
Effective Interest - Actual Life
Receipts in Period
12/31/23

Showing Ending Par Val/Shares: \$571,351,623.60



FBC INVESTMENT TRAILING 12 MONTHS

Open Investments		FARMERS MAC DN	FFCB	FHLB	FHLMC	FNMA	FNMA DISCOUNT NOTE	State Pool	Cadence Money Market	Cadence - Invst. Acct.
\$ 601,864,799	12/31/2022	\$ -	\$ -	\$ -	\$ -	\$ -	\$ -	\$ 528,014,669	\$ 73,850,130	\$ -
\$ 773,698,264	1/31/2023	\$ -	\$ -	\$ -	\$ -	\$ -	\$ -	\$ 725,661,993	\$ 48,036,271	\$ -
\$ 808,937,729	2/28/2023	\$ -	\$ -	\$ -	\$ -	\$ -	\$ -	\$ 768,858,884	\$ 40,078,845	\$ -
\$ 745,999,841	3/31/2023	\$ -	\$ -	\$ -	\$ -	\$ -	\$ -	\$ 701,517,667	\$ 42,482,174	\$ -
\$ 713,287,236	4/30/2023	\$ -	\$ -	\$ -	\$ -	\$ -	\$ -	\$ 649,360,392	\$ 63,926,844	\$ -
\$ 675,049,865	5/31/2023	\$ -	\$ -	\$ -	\$ -	\$ -	\$ -	\$ 628,079,297	\$ 46,970,568	\$ -
\$ 777,821,461	6/30/2023	\$ -	\$ -	\$ -	\$ -	\$ -	\$ -	\$ 699,603,965	\$ 78,217,496	\$ -
\$ 745,227,459	7/31/2023	\$ -	\$ -	\$ -	\$ -	\$ -	\$ -	\$ 679,971,840	\$ 65,255,619	\$ -
\$ 687,737,242	8/31/2023	\$ -	\$ -	\$ -	\$ -	\$ -	\$ -	\$ 657,838,723	\$ 29,898,519	\$ -
\$ 649,544,817	9/30/2023	\$ -	\$ -	\$ -	\$ -	\$ -	\$ -	\$ 620,707,820	\$ 28,836,997	\$ -
\$ 609,519,659	10/31/2023	\$ -	\$ -	\$ -	\$ -	\$ -	\$ -	\$ 573,302,221	\$ 36,217,438	\$ -
\$ 592,705,004	11/30/2023	\$ -	\$ -	\$ -	\$ -	\$ -	\$ -	\$ 359,339,701	\$ 233,365,303	\$ -
\$ 571,351,624	12/31/2023	\$ -	\$ -	\$ -	\$ -	\$ -	\$ -	\$ 523,997,841	\$ 47,353,783	\$ -





12/1/2023




To Whom It May Concern,

In accordance with Cadence Bank's Depository Bid, the interest rate for the month of December 2023 is a fixed rate of 0.25% for all Fort Bend County interest-bearing accounts.

Sincerely,

Jessica Escamilla

Implementation Project Partner
Cadence Bank N.A



Texas CLASS

AVERAGE MONTHLY YIELD: 5.5744%

Date	Dividend Rate	Daily Yield
12/01/2023	0.000459588	5.5917%
12/02/2023	0.000000000	5.5917%
12/03/2023	0.000000000	5.5917%
12/04/2023	0.000153417	5.5997%
12/05/2023	0.000153082	5.5875%
12/06/2023	0.000152974	5.5835%
12/07/2023	0.000152540	5.5677%
12/08/2023	0.000458346	5.5765%
12/09/2023	0.000000000	5.5765%
12/10/2023	0.000000000	5.5765%
12/11/2023	0.000152811	5.5779%
12/12/2023	0.000152697	5.5734%
12/13/2023	0.000152660	5.5727%
12/14/2023	0.000152817	5.5778%
12/15/2023	0.000458655	5.5803%
12/16/2023	0.000000000	5.5803%
12/17/2023	0.000000000	5.5803%
12/18/2023	0.000153572	5.5812%
12/19/2023	0.000152937	5.5822%
12/20/2023	0.000152837	5.5785%
12/21/2023	0.000152293	5.5587%
12/22/2023	0.000608776	5.5551%
12/23/2023	0.000000000	5.5551%
12/24/2023	0.000000000	5.5551%
12/25/2023	0.000000000	5.5551%
12/26/2023	0.000152305	5.5591%
12/27/2023	0.000152410	5.5630%
12/28/2023	0.000152637	5.5712%
12/29/2023	0.000457710	5.5688%
12/30/2023	0.000000000	5.5688%
12/31/2023	0.000000000	5.5688%

Performance results are shown net of all fees and expenses and reflect the reinvestment of dividends and other earnings. Many factors affect performance including changes in market conditions and interest rates and in response to other economic, political, or financial developments. Investment involves risk including the possible loss of principal. No assurance can be given that the performance objectives of a given strategy will be achieved. **Past performance is no guarantee of future results. Any financial and/or investment decision may incur losses.**



December 31, 2023

TexasDAILY

Current Yield¹: 5.39%

Historical Rates Monthly Distribution Yields²

	2013	2014	2015	2016	2017	2018	2019	2020	2021	2022	2023
January	0.12%	0.04%	0.07%	0.35%	0.58%	1.34%	2.40%	1.61%	0.07%	0.02%	4.36%
February	0.10%	0.04%	0.08%	0.39%	0.59%	1.40%	2.40%	1.58%	0.05%	0.02%	4.57%
March	0.10%	0.04%	0.09%	0.41%	0.66%	1.50%	2.41%	1.20%	0.05%	0.14%	4.70%
April	0.08%	0.04%	0.09%	0.42%	0.75%	1.65%	2.42%	0.83%	0.05%	0.30%	4.86%
May	0.08%	0.04%	0.09%	0.43%	0.76%	1.75%	2.41%	0.41%	0.04%	0.68%	5.04%
June	0.05%	0.04%	0.09%	0.44%	0.85%	1.85%	2.41%	0.24%	0.03%	1.00%	5.11%
July	0.05%	0.05%	0.10%	0.45%	0.96%	1.96%	2.38%	0.22%	0.02%	1.49%	5.15%
August	0.05%	0.06%	0.11%	0.47%	1.00%	1.99%	2.21%	0.16%	0.02%	2.11%	5.33%
September	0.05%	0.06%	0.13%	0.50%	1.03%	2.03%	2.15%	0.14%	0.02%	2.43%	5.35%
October	0.04%	0.06%	0.15%	0.47%	1.05%	2.15%	1.97%	0.12%	0.02%	3.04%	5.35%
November	0.04%	0.06%	0.15%	0.45%	1.09%	2.21%	1.74%	0.10%	0.02%	3.65%	5.37%
December	0.04%	0.07%	0.23%	0.50%	1.21%	2.32%	1.66%	0.09%	0.02%	4.13%	5.38%

**Call toll-free
1-866-839-8376**

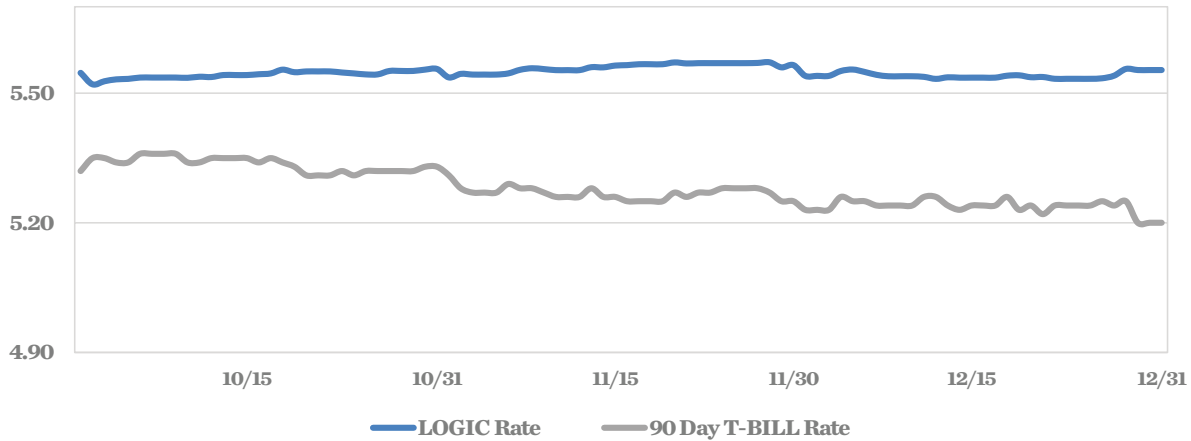
Past performance is not indicative of future results and yields may vary.

(1) The current yield, which is also known as the current annualized yield or current seven-day yield, represents the net change, exclusive of capital changes and income other than investment income, in the value of a hypothetical account with a balance of one share (normally \$1.00 per share) over a seven-day base period expressed as a percentage of the value of one share at the beginning of the seven-day period. This resulting net change in account value is then annualized by multiplying it by 365 and dividing the result by 7. The yields shown may reflect fee waivers by service providers that subsidize and reduce the total operating expenses of the TexasDAILY portfolio. Portfolio yields would be lower if there were no such waivers.

(2) The monthly distribution yield represents the sum of a month's one-day allocation factors divided by the number of days in that month, and multiplied by 365. The yields shown may reflect fee waivers by service providers that subsidize and reduce the total operating expenses of the TexasDAILY portfolio. Portfolio yields would be lower if there were no such waivers.

This information is for institutional investors, not for further distribution to retail investors, and does not represent an offer to sell or a solicitation of an offer to buy or sell any fund or other security. Investors should consider the Texas Range Investment Program's (the "Program's") investment objectives, risks, charges and expenses before investing. This and other information about the Program is available in the Program's Information Statement, which should be read carefully before investing. A copy of the Program's Information Statement may be obtained by calling 1-866-839-8376 or is available on the Program's website at www.texas-range.com. While TexasDAILY and TexasDAILY Select seek to maintain a stable net asset value of \$1.00 per share and TexasTERM seeks to achieve a net asset value of \$1.00 per share at its stated maturity, it is possible to lose money investing in the Program. An investment in the Program is not insured or guaranteed by the Federal Deposit Insurance Corporation or any other governmental agency. Shares of the Program are distributed by **PFM Fund Distributors, Inc.**, member Financial Industry Regulatory Authority (FINRA) (www.finra.org) and Securities Investor Protection Corporation (SIPC) (www.sipc.org). PFM Fund Distributors, Inc. is an affiliate of PFM Asset Management LLC.

LOGIC VERSUS 90-DAY TREASURY BILL



This material is for information purposes only. This information does not represent an offer to buy or sell a security. The above rate information is obtained from sources that are believed to be reliable; however, its accuracy or completeness may be subject to change. The LOGIC management fee may be waived in full or in part at the discretion of the LOGIC co-administrators and the LOGIC rate for the period shown reflects waiver of fees. This table represents historical investment performance/return to the customer, net of fees, and is not an indication of future performance. An investment in the security is not insured or guaranteed by the Federal Deposit Insurance Corporation or any other government agency. Although the issuer seeks to preserve the value of an investment of \$1.00 per share, it is possible to lose money by investing in the security. Information about these and other program details are in the fund's Information Statement which should be read carefully before investing. The yield on the 90-Day Treasury Bill ("T-Bill Yield") is shown for comparative purposes only. When comparing the investment returns of the LOGIC pool to the T-Bill Yield, you should know that the LOGIC pool consists of allocations of specific diversified securities as detailed in the respective Information Statements. The T-Bill Yield is taken from Bloomberg Finance L.P. and represents the daily closing yield on the then current 90-Day T-Bill. The LOGIC yield is calculated in accordance with regulations governing the registration of open-end management investment companies under the Investment Company Act of 1940 as promulgated from time to time by the federal Securities and Exchange Commission.

DAILY SUMMARY FOR DECEMBER 2023

DATE	MNY MKT FUND EQUIV. [SEC Std.]	DAILY ALLOCATION FACTOR	INVESTED BALANCE	MARKET VALUE PER SHARE	WAM DAYS (1)	WAL DAYS (2)
12/1/2023	5.5403%	0.000151790	\$10,436,220,352.38	1.000100	53	80
12/2/2023	5.5403%	0.000151790	\$10,436,220,352.38	1.000100	53	80
12/3/2023	5.5403%	0.000151790	\$10,436,220,352.38	1.000100	53	80
12/4/2023	5.5516%	0.000152100	\$10,449,068,184.46	1.000339	52	78
12/5/2023	5.5550%	0.000152191	\$10,438,794,024.89	1.000355	54	81
12/6/2023	5.5494%	0.000152038	\$10,446,808,888.90	1.000373	55	82
12/7/2023	5.5427%	0.000151856	\$10,531,545,807.01	1.000360	55	81
12/8/2023	5.5394%	0.000151764	\$10,610,896,711.10	1.000110	53	79
12/9/2023	5.5394%	0.000151764	\$10,610,896,711.10	1.000110	53	79
12/10/2023	5.5394%	0.000151764	\$10,610,896,711.10	1.000110	53	79
12/11/2023	5.5380%	0.000151725	\$10,693,788,514.09	1.000319	53	78
12/12/2023	5.5333%	0.000151596	\$10,789,761,908.77	1.000322	52	77
12/13/2023	5.5370%	0.000151698	\$10,808,047,796.41	1.000322	55	80
12/14/2023	5.5361%	0.000151673	\$10,753,772,524.27	1.000500	54	78
12/15/2023	5.5362%	0.000151678	\$10,818,827,993.66	1.000257	54	78
12/16/2023	5.5362%	0.000151678	\$10,818,827,993.66	1.000257	54	78
12/17/2023	5.5362%	0.000151678	\$10,818,827,993.66	1.000257	54	78
12/18/2023	5.5407%	0.000151801	\$10,785,165,270.73	1.000491	55	78
12/19/2023	5.5416%	0.000151825	\$10,836,922,630.00	1.000490	55	78
12/20/2023	5.5371%	0.000151702	\$10,971,372,263.43	1.000507	54	77
12/21/2023	5.5377%	0.000151717	\$11,074,361,883.63	1.000499	55	77
12/22/2023	5.5335%	0.000151603	\$11,237,872,067.83	1.000159	52	74
12/23/2023	5.5335%	0.000151603	\$11,237,872,067.83	1.000159	52	74
12/24/2023	5.5335%	0.000151603	\$11,237,872,067.83	1.000159	52	74
12/25/2023	5.5335%	0.000151603	\$11,237,872,067.83	1.000159	52	74
12/26/2023	5.5347%	0.000151636	\$11,257,509,067.96	1.000475	52	73
12/27/2023	5.5407%	0.000151800	\$11,293,244,498.16	1.000477	52	73
12/28/2023	5.5564%	0.000152231	\$11,176,711,027.18	1.000537	54	75
12/29/2023	5.5538%	0.000152158	\$11,458,079,921.27	1.000254	50	70
12/30/2023	5.5538%	0.000152158	\$11,458,079,921.27	1.000254	50	70
12/31/2023	5.5538%	0.000152158	\$11,458,079,921.27	1.000254	50	70
Average	5.5411%	0.000151812	\$10,878,401,209.56		53	77



QUESTIONS?

If you have any questions regarding your account or this statement, please contact your Administrator.

FORT BEND COUNTY

MARQUES MCNIESE
CN-OH-W5IT
CN-OH-W5IT
425 WALNUT STREET
CINCINNATI OH 45202
Phone 513-632-4147
E-mail marques.mcniese@usbank.com

This statement is for the period from December 1, 2023 to December 31, 2023

Portfolio Manager:
TS CIN RC #3 - AUTO
CN-OH-W6TC



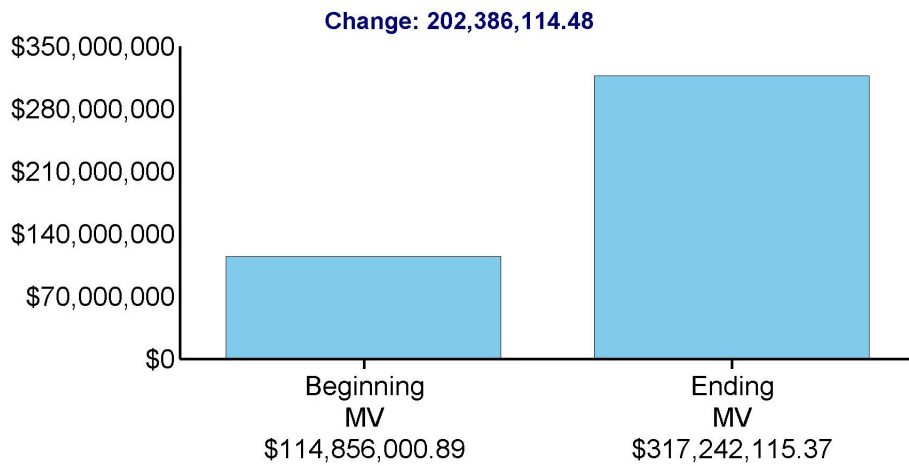
000002831 03 SP 000638627158138 P
FORT BEND COUNTY
ATTN: FBC TREASURER
301 JACKSON STREET, SUITE 514
RICHMOND, TX 77469-3108



FORT BEND COUNTY

MARKET VALUE SUMMARY

	Current Period 12/01/23 to 12/31/23
Beginning Market Value	\$114,856,000.89
Taxable Interest	-527,440.43
Cash Receipts	200,000,000.00
Change in Investment Value	1,371,770.26
Change in Accrued Income	1,541,784.65
Ending Market Value	\$317,242,115.37

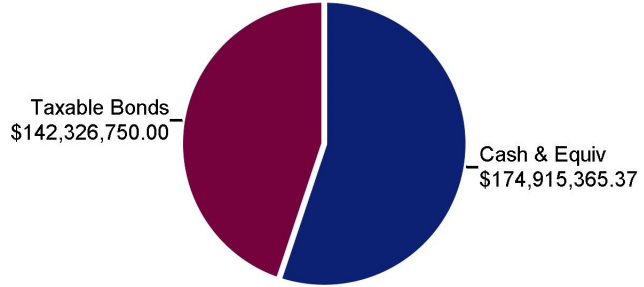




FORT BEND COUNTY

ASSET SUMMARY

Assets	Current Period Market Value	% of Total	Estimated Annual Income
Cash & Equivalents	173,368,484.17	54.60	9,763,698.28
Taxable Bonds	142,326,750.00	44.90	4,593,750.00
Accrued Income	1,546,881.20	0.50	
Total Market Value	\$317,242,115.37	100.00	\$14,357,448.28





FORT BEND COUNTY

Page 3 of 15
December 1, 2023 to December 31, 2023

INCOME SUMMARY

	Income Received Current Period
Taxable Interest	-527,440.43
Total Current Period Income	-\$527,440.43



FORT BEND COUNTY

Page 4 of 15

December 1, 2023 to December 31, 2023

CASH SUMMARY

	Principal Cash	Income Cash	Total Cash
Beginning Cash 12/01/2023	-\$1,253,819.83	\$1,253,819.83	\$0.00
Taxable Interest		-527,440.43	-527,440.43
Cash Receipts	200,000,000.00		200,000,000.00
Purchases	-217,663,629.07		-217,663,629.07
Sales	18,187,908.33		18,187,908.33
Net Money Market Activity	3,161.17		3,161.17
Ending Cash 12/31/2023	-\$726,379.40	\$726,379.40	\$0.00



FORT BEND COUNTY

Page 5 of 15
December 1, 2023 to December 31, 2023

ASSET DETAIL

Security Description

Shares/Face Amt	Price	Market Value	Tax Cost	Unrealized Gain/Loss	Percent of Total Portfolio	Estimated Annual Income	Estimated Current Yield	Accrued Income
Cash & Equivalents								
Cash/Money Market								
Banco Santander Sa U S Disc C P - 05970RC52 03/05/2024								
9,600,000.000	99.0480	9,508,608.00	9,333,418.67	175,189.33	3.0	552,853.33	5.81	0.00
Bank Amer Secs Inc C P - 06054NK34 10/03/2024								
10,000,000.000	95.9510	9,595,100.00	9,552,872.22	42,227.78	3.0	540,402.78	5.63	0.00
Bank Amer Secs Inc C P - 06054NL41 11/04/2024								
15,000,000.000	95.4800	14,322,000.00	14,262,416.67	59,583.33	4.5	806,041.66	5.63	0.00
Bnp Paribas Fortis New York C P - 09659JFL2 06/20/2024								
9,740,000.000	97.4640	9,492,993.60	9,373,776.00	119,217.60	3.0	556,965.67	5.87	0.00
Canadian Imperial Bk Of Comm C P - 13608AJ56 09/05/2024								
10,000,000.000	96.3640	9,636,400.00	9,595,850.00	40,550.00	3.0	538,375.00	5.59	0.00
Credit Agricole Corporate C P - 22533TGS9 07/26/2024								
9,000,000.000	96.9440	8,724,960.00	8,663,960.00	61,000.00	2.8	494,575.00	5.67	0.00
First American Government - 31846V567 Oblig Fd Cl Z #3676								
75,747.570	1.0000	75,747.57	75,747.57	0.00	0.0	3,983.48	5.26	219,558.16
Liberty Str Fdg LLC Disc Coml C P - 53127TA52 01/05/2024								
8,700,000.000	99.9560	8,696,172.00	8,439,957.00	256,215.00	2.7	484,263.75	5.57	0.00
MacQuarie Bk Ltd Disc Coml C P - 55607KDS2 04/26/2024								
9,600,000.000	98.2620	9,433,152.00	9,280,783.97	152,368.03	3.0	547,013.38	5.80	0.00



FORT BEND COUNTY

Page 6 of 15

December 1, 2023 to December 31, 2023

ASSET DETAIL (continued)**Security Description**

Shares/Face Amt	Price	Market Value	Tax Cost	Unrealized Gain/Loss	Percent of Total Portfolio	Estimated Annual Income	Estimated Current Yield	Accrued Income
Mufg Bk Ltd N Y Brh Disc C P - 62479LAJ4 01/18/2024								
10,000,000.000	99.7630	9,976,300.00	9,679,166.66	297,133.34	3.1	557,638.90	5.59	0.00
Mufg Bk Ltd N Y Brh Disc Coml C P - 62479LJG1 09/16/2024								
12,400,000.000	96.2020	11,929,048.00	11,920,044.22	9,003.78	3.8	651,241.11	5.46	0.00
National Australia Bk Ltd Disc C P - 63254EE71 05/07/2024								
9,740,000.000	98.1070	9,555,621.80	9,441,977.64	113,644.16	3.0	554,990.62	5.81	0.00
National Bk Cda Disc Coml C P - 63307LBL4 02/20/2024								
10,290,000.000	99.2620	10,214,059.80	10,009,883.33	204,176.47	3.2	584,243.34	5.72	0.00
Royal Bk Cda Disc Coml Paper C P - 78009ABS2 02/26/2024								
11,120,000.000	99.1720	11,027,926.40	10,797,158.60	230,767.80	3.5	623,476.78	5.65	0.00
Swedbank Ab C P - 87019RG18 07/01/2024								
10,300,000.000	97.3150	10,023,445.00	9,966,920.89	56,524.11	3.2	568,102.22	5.67	0.00
Toronto Dominion Bk Disc Coml C P - 89119AMG0 12/16/2024								
12,500,000.000	94.8620	11,857,750.00	11,883,750.00	-26,000.00	3.7	624,809.03	5.27	0.00
Westpac Bkg Corp Disc Coml C P - 9612C0HT9 08/27/2024								
20,000,000.000	96.4960	19,299,200.00	19,219,722.22	79,477.78	6.1	1,074,722.23	5.57	0.00
Total Cash/Money Market		\$173,368,484.17	\$171,497,405.66	\$1,871,078.51	54.6	\$9,763,698.28		\$219,558.16

Cash

Principal Cash -726,379.40 -726,379.40 -0.2



FORT BEND COUNTY

Page 7 of 15

December 1, 2023 to December 31, 2023

ASSET DETAIL (continued)

Security Description

Shares/Face Amt	Price	Market Value	Tax Cost	Unrealized Gain/Loss	Percent of Total Portfolio	Estimated Annual Income	Estimated Current Yield	Accrued Income
Income Cash		726,379.40	726,379.40		0.2			
Total Cash		\$0.00	\$0.00	\$0.00	0.0	\$0.00		\$0.00
Total Cash & Equivalents		\$173,368,484.17	\$171,497,405.66	\$1,871,078.51	54.6	\$9,763,698.28		\$219,558.16

Taxable Bonds**US Government Issues**F N M A - 3135G06G3
0.500 11/07/2025

15,000,000.000	93.1450	13,971,750.00	13,868,430.00	103,320.00	4.4	75,000.00	0.54	11,250.00
----------------	---------	---------------	---------------	------------	-----	-----------	------	-----------

Federal Home Loan Bks - 3130AXU63
4.625 11/17/2026

15,000,000.000	101.4120	15,211,800.00	15,039,450.00	172,350.00	4.8	693,750.00	4.56	84,791.67
----------------	----------	---------------	---------------	------------	-----	------------	------	-----------

U S Treasury Note - 912828J27
2.000 02/15/2025

20,000,000.000	97.0590	19,411,800.00	19,322,656.25	89,143.75	6.1	400,000.00	2.06	151,086.96
----------------	---------	---------------	---------------	-----------	-----	------------	------	------------

U S Treasury Note - 912828V98
2.250 02/15/2027

15,000,000.000	94.9300	14,239,500.00	14,107,031.24	132,468.76	4.5	337,500.00	2.37	127,479.62
----------------	---------	---------------	---------------	------------	-----	------------	------	------------

U S Treasury Note - 91282CFE6
3.125 08/15/2025

20,000,000.000	98.0080	19,601,600.00	19,491,406.25	110,193.75	6.2	625,000.00	3.19	236,073.37
----------------	---------	---------------	---------------	------------	-----	------------	------	------------

U S Treasury Note - 91282CHB0
3.625 05/15/2026

10,000,000.000	98.8400	9,884,000.00	9,792,187.49	91,812.51	3.1	362,500.00	3.67	46,806.32
----------------	---------	--------------	--------------	-----------	-----	------------	------	-----------

U S Treasury Note - 91282CGL9
4.000 02/15/2026

20,000,000.000	99.5430	19,908,600.00	19,742,968.76	165,631.24	6.3	800,000.00	4.02	302,173.91
----------------	---------	---------------	---------------	------------	-----	------------	------	------------



FORT BEND COUNTY

Page 8 of 15

December 1, 2023 to December 31, 2023

ASSET DETAIL (continued)**Security Description**

Shares/Face Amt	Price	Market Value	Tax Cost	Unrealized Gain/Loss	Percent of Total Portfolio	Estimated Annual Income	Estimated Current Yield	Accrued Income
U S Treasury Note - 91282CHD6								
4.250 05/31/2025								
10,000,000.000	99.6330	9,963,300.00	9,921,875.00	41,425.00	3.1	425,000.00	4.27	37,158.47
U S Treasury Note - 91282CHU8								
4.375 08/15/2026								
20,000,000.000	100.6720	20,134,400.00	19,942,968.75	191,431.25	6.3	875,000.00	4.35	330,502.72
Total US Government Issues		\$142,326,750.00	\$141,228,973.74	\$1,097,776.26	44.9	\$4,593,750.00		\$1,327,323.04
Total Taxable Bonds		\$142,326,750.00	\$141,228,973.74	\$1,097,776.26	44.9	\$4,593,750.00		\$1,327,323.04
Total Assets		\$315,695,234.17	\$312,726,379.40	\$2,968,854.77	99.5	\$14,357,448.28		\$1,546,881.20
Accrued Income		\$1,546,881.20	\$1,546,881.20		0.5			
Grand Total		\$317,242,115.37	\$314,273,260.60		100.0			
Estimated Current Yield							4.54	

ASSET DETAIL MESSAGES

Time of trade execution and trading party (if not disclosed) will be provided upon request.

Publicly traded assets are valued in accordance with market quotations or valuation methodologies from financial industry services believed by us to be reliable. Assets that are not publicly traded may be reflected at values from other external sources. Assets for which a current value is not available may be reflected at a previous value or as not valued, at par value, or at a nominal value. Values shown do not necessarily reflect prices at which assets could be bought or sold. Values are updated based on internal policy and may be updated less frequently than statement generation.



FORT BEND COUNTY

Page 9 of 15

December 1, 2023 to December 31, 2023

TRANSACTION DETAIL

Date Posted	Activity	Description	Income Cash	Principal Cash	Tax Cost
Beginning Balance 12/01/2023			\$1,253,819.83	-\$1,253,819.83	\$113,253,819.83
12/01/23	Cash Receipt	Cash Receipt Incoming Wires Fort Bend County Inve Investment		200,000,000.00	
12/01/23	Asset Income	Interest Earned On First Am Govt Ob Fd Cl Z Interest From 11/1/23 To 11/30/23	5,096.55		
12/06/23	Purchase	Purchased 10,000,000 Par Value Of Canadian Imperial Bk Of C P 9/05/24 Trade Date 12/5/23 Purchased Through Direct From Issuer 10,000,000 Par Value At 95.9585 %		-9,595,850.00	9,595,850.00
12/06/23	Purchase	Purchased 20,000,000 Par Value Of Westpac Bkg Corp Disc C P 8/27/24 Trade Date 12/5/23 Purchased Through J.P. Morgan Securities LLC 20,000,000 Par Value At 96.09861111 %		-19,219,722.22	19,219,722.22
12/06/23	Purchase	Purchased 15,000,000 Par Value Of F N M A 0.500% 11/07/25 Trade Date 12/5/23 Purchased Through Wells Fargo Securities, LLC 15,000,000 Par Value At 92.4562 %		-13,868,430.00	13,868,430.00
12/06/23	Purchase Accrued Interest	Paid Accrued Interest On Purchase Of F N M A 0.500% 11/07/25 Income Debit 6,041.67- USD	-6,041.67		
12/06/23	Purchase	Purchased 20,000,000 Par Value Of U S Treasury Nt 3.125% 8/15/25 Trade Date 12/5/23 Purchased Through Stonex Financial Inc./Bd Rates 20,000,000 Par Value At 97.45703125 %		-19,491,406.25	19,491,406.25
12/06/23	Purchase Accrued Interest	Paid Accrued Interest On Purchase Of U S Treasury Nt 3.125% 8/15/25 Income Debit 191,915.76- USD	-191,915.76		



FORT BEND COUNTY

Page 10 of 15

December 1, 2023 to December 31, 2023



TRANSACTION DETAIL (continued)

Date Posted	Activity	Description	Income Cash	Principal Cash	Tax Cost
12/06/23	Purchase	Purchased 10,000,000 Par Value Of U S Treasury Nt 4.250% 5/31/25 Trade Date 12/5/23 Purchased Through Bank Of Montreal Chicago Brnch 10,000,000 Par Value At 99.21875 %		-9,921,875.00	9,921,875.00
12/06/23	Purchase Accrued Interest	Paid Accrued Interest On Purchase Of U S Treasury Nt 4.250% 5/31/25 Income Debit 6,967.21- USD	-6,967.21		
12/06/23	Purchase	Purchased 15,000,000 Par Value Of Bank Amer Secs C P 11/04/24 Trade Date 12/5/23 Purchased Through BofA Securities, Inc./Fxd Inc Purchased On The OTC Bulletin Board 15,000,000 Par Value At 95.08277777 %		-14,262,416.67	14,262,416.67
12/06/23	Purchase	Purchased 10,000,000 Par Value Of Bank Amer Secs C P 10/03/24 Trade Date 12/5/23 Purchased Through BofA Securities, Inc./Fxd Inc Purchased On The OTC Bulletin Board 10,000,000 Par Value At 95.52872222 %		-9,552,872.22	9,552,872.22
12/08/23	Purchase	Purchased 15,000,000 Par Value Of U S Treasury Nt 2.250% 2/15/27 Trade Date 12/7/23 Purchased Through Bank Of Montreal Chicago Brnch 15,000,000 Par Value At 94.046875 %		-14,107,031.24	14,107,031.24
12/08/23	Purchase Accrued Interest	Paid Accrued Interest On Purchase Of U S Treasury Nt 2.250% 2/15/27 Income Debit 105,468.75- USD	-105,468.75		
12/08/23	Purchase	Purchased 20,000,000 Par Value Of U S Treasury Nt 2.000% 2/15/25 Trade Date 12/7/23 Purchased Through Stonex Financial Inc./Bd Rates 20,000,000 Par Value At 96.61328125 %		-19,322,656.25	19,322,656.25
12/08/23	Purchase Accrued Interest	Paid Accrued Interest On Purchase Of U S Treasury Nt 2.000% 2/15/25 Income Debit 125,000.00- USD	-125,000.00		



FORT BEND COUNTY

Page 11 of 15
December 1, 2023 to December 31, 2023**TRANSACTION DETAIL (continued)**

Date Posted	Activity	Description	Income Cash	Principal Cash	Tax Cost
12/11/23	Purchase	Purchased 20,000,000 Par Value Of U S Treasury Nt 4.000% 2/15/26 Trade Date 12/8/23 Purchased Through Bank Of Montreal Chicago Brnch 20,000,000 Par Value At 98.71484375 %		-19,742,968.76	19,742,968.76
12/11/23	Purchase Accrued Interest	Paid Accrued Interest On Purchase Of U S Treasury Nt 4.000% 2/15/26 Income Debit 256,521.74- USD	-256,521.74		
12/11/23	Purchase	Purchased 10,000,000 Par Value Of U S Treasury Nt 3.625% 5/15/26 Trade Date 12/8/23 Purchased Through Stonex Financial Inc./Bd Rates 10,000,000 Par Value At 97.921875 %		-9,792,187.49	9,792,187.49
12/11/23	Purchase Accrued Interest	Paid Accrued Interest On Purchase Of U S Treasury Nt 3.625% 5/15/26 Income Debit 25,892.86- USD	-25,892.86		
12/11/23	Purchase	Purchased 15,000,000 Par Value Of F H L B Deb 4.625% 11/17/26 Trade Date 12/8/23 Purchased Through Toronto-Dominion Bank Trust Co 15,000,000 Par Value At 100.263 %		-15,039,450.00	15,039,450.00
12/11/23	Purchase Accrued Interest	Paid Accrued Interest On Purchase Of F H L B Deb 4.625% 11/17/26 Income Debit 46,250.00- USD	-46,250.00		
12/11/23	Purchase	Purchased 20,000,000 Par Value Of U S Treasury Nt 4.375% 8/15/26 Trade Date 12/8/23 Purchased Through Stifel, Nicolaus & Co.,Inc. 20,000,000 Par Value At 99.71484375 %		-19,942,968.75	19,942,968.75
12/11/23	Purchase Accrued Interest	Paid Accrued Interest On Purchase Of U S Treasury Nt 4.375% 8/15/26 Income Debit 280,570.66- USD	-280,570.66		
12/18/23	Sale	Matured 8,700,000 Par Value Of Bedford Row Fdg Corp C P 12/18/23 Trade Date 12/18/23 8,700,000 Par Value At 100 %		8,463,408.33	-8,463,408.33



FORT BEND COUNTY

Page 12 of 15

December 1, 2023 to December 31, 2023

TRANSACTION DETAIL (continued)

Date Posted	Activity	Description	Income Cash	Principal Cash	Tax Cost
12/18/23	Asset Income	Interest Earned On Bedford Row Fdg Corp C P 12/18/23 8,700,000 Par Value At 100 %	236,591.67		
12/20/23	Sale	Matured 10,000,000 Par Value Of Gta Fdg LLC Disc Coml C P 12/20/23 Trade Date 12/20/23 10,000,000 Par Value At 100 %		9,724,500.00	-9,724,500.00
12/20/23	Asset Income	Interest Earned On Gta Fdg LLC Disc Coml C P 12/20/23 10,000,000 Par Value At 100 %	275,500.00		
12/22/23	Purchase	Purchased 12,500,000 Par Value Of Toronto Dominion Bk C P 12/16/24 Trade Date 12/21/23 Purchased Through Toronto-Dominion Bank Trust Co 12,500,000 Par Value At 95.07 %		-11,883,750.00	11,883,750.00
12/22/23	Purchase	Purchased 12,400,000 Par Value Of Mufg Bk Ltd N Y Brh C P 9/16/24 Trade Date 12/22/23 Purchased Through Pershing LLC 12,400,000 Par Value At 96.12938888 %		-11,920,044.22	11,920,044.22
	Purchase	Combined Purchases For The Period 12/ 1/23 - 12/31/23 Of First Am Govt Ob Fd Cl Z		-218,705,096.55	218,705,096.55
	Sale	Combined Sales For The Period 12/ 1/23 - 12/31/23 Of First Am Govt Ob Fd Cl Z		218,708,257.72	-218,708,257.72
Ending Balance 12/31/2023			\$726,379.40	-\$726,379.40	\$312,726,379.40



FORT BEND COUNTY

Page 13 of 15
December 1, 2023 to December 31, 2023

SALE/MATURITY SUMMARY

Settlement Date	Description	Tax Cost	Proceeds	Estimated Gain/Loss
Cash and Equivalents				
Bedford Row Fdg Corp Disc Coml C P				
12/18/2023				
07644BZJ4				
12/18/23	Matured 8,700,000 Par Value Trade Date 12/18/23 8,700,000 Par Value At 100 %	-8,463,408.33	8,463,408.33	
Gta Fdg LLC Disc Coml Paper C P				
12/20/2023				
40060XZL7				
12/20/23	Matured 10,000,000 Par Value Trade Date 12/20/23 10,000,000 Par Value At 100 %	-9,724,500.00	9,724,500.00	
Total Cash and Equivalents		-\$18,187,908.33	\$18,187,908.33	\$0.00
Total Sales & Maturities		-\$18,187,908.33	\$18,187,908.33	\$0.00

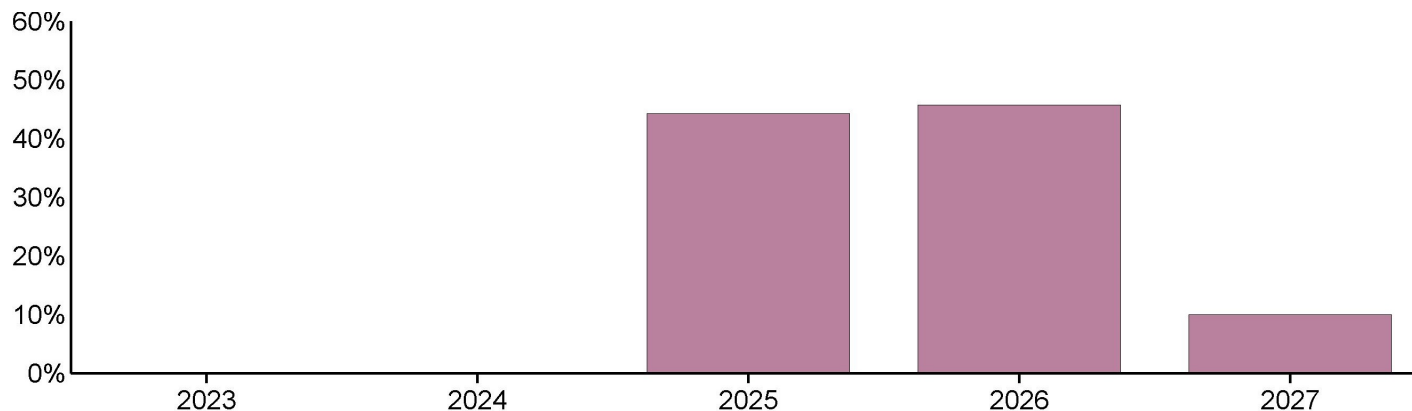
SALE/MATURITY SUMMARY MESSAGES

Estimates should not be used for tax purposes



FORT BEND COUNTY

BOND SUMMARY



	Par Value	Market Value	Percentage of Category
MATURITY			
2023	0.00	0.00	0.00
2024	0.00	0.00	0.00
2025	65,000,000.00	62,948,450.00	44.23
2026	65,000,000.00	65,138,800.00	45.77
2027	15,000,000.00	14,239,500.00	10.00
Total of Category	\$145,000,000.00	\$142,326,750.00	100.00

MOODY'S RATING			
Aaa	145,000,000.00	142,326,750.00	100.00
Total of Category	\$145,000,000.00	\$142,326,750.00	100.00

S&P RATING			
AA+	30,000,000.00	29,183,550.00	20.50



FORT BEND COUNTY

Page 15 of 15

December 1, 2023 to December 31, 2023

BOND SUMMARY (continued)

	Par Value	Market Value	Percentage of Category
N/A	115,000,000.00	113,143,200.00	79.50
Total of Category	\$145,000,000.00	\$142,326,750.00	100.00

BOND SUMMARY MESSAGES

Data contained within this section excluded Mutual Funds, Exchange Traded Funds, and Closed-Ended Funds.

Cadence Bank
Money Market Accounts
December 31, 2023

FUND	DESCRIPTION	BEGINNING BALANCE	DEPOSITS	WITH- DRAWALS	INTEREST	ENDING BALANCE
100	General Operating	16,189,047.75	103,313,407.52	100,135,275.50	2,908.46	19,370,088.23
150	Juvenile Operations	686,234.10	1,956,322.02	2,635,995.36	12.58	6,573.34
155	Road & Bridge	390,757.78	2,205,792.63	1,591,641.94	68.59	1,004,977.06
160	Drainage District	236,091.63	953,727.76	830,980.53	13.43	358,852.29
165	Lateral Road	11,640.77	-	-	2.47	11,643.24
170	Statue Restoration	4,638.77	-	-	0.98	4,639.75
175	City Water Assistance	5,472.21	208.00	-	1.19	5,681.40
185	Entex Contributions	4.71	-	4.71	-	-
190	H L & P Assistance	13,462.31	7,500.00	6,167.73	2.09	14,796.67
195	County Law Library	49,631.22	50,633.94	69,379.22	5.42	30,891.36
200	Law Enforcement Academy	601,263.89	3,035.00	24,579.88	124.94	579,843.95
205	Surface Water Supply Corp.	8,383.81	-	-	1.78	8,385.59
206	Industrial Development Corp	800.36	-	-	0.17	800.53
207	FBC Historical Commission	6,934.24			1.47	6,935.71
215	Library Donations	91,620.74	10,264.92	3,276.20	19.91	98,629.37
225	FBC Asset Forfeiture-Task-State	34,544.77	4,151.56	5,700.77	6.58	33,002.14
235	Probate Court Training	181,568.59	1,115.02	-	38.66	182,722.27
245	Alert Program-Juvenile	56,042.10	-	-	11.90	56,054.00
255	D A Asset Forfeiture-Fed.	55.71	-	-	0.01	55.72
265	Gus George Memorial	4,715.40		-	1.00	4,716.40
280	Co.Atty.Supplemental Salary	217,853.73		17,115.02	44.43	200,783.14
290	VIT Interest (Tax Coll)	80,352.37	590.87	-	17.19	80,960.43
300	FBC Elections	722,369.74	401,120.06	349,010.49	170.35	774,649.66
310	Sheriff Ofc/Forfeiture.Assets-St.	1,083,143.88	22,401.62	40,211.45	228.30	1,065,562.35
315	Sheriff Ofc/Forfeiture.Assets-Fed.	190,011.68		-	40.34	190,052.02
320	Constable Pct. 2 F/A	0.01	-	-	-	0.01
322	Constable Pct 3 F/A	9,030.45	-	-	1.92	9,032.37
324	Constable Pct 1 F/A	0.76	-	-	-	0.76
332	Fire Marshal St. Ass't. Forfeiture	707.11	-	-	0.15	707.26
335	DA Asset Forfeiture.-State	12,832.75	12,500.00	21,499.01	1.11	3,834.85
360	Law Enforcement Training	78,500.22			16.67	78,516.89
390	Child Protective Service IV-E	187,093.79		6,819.90	39.32	180,313.21

Cadence Bank
Money Market Accounts
December 31, 2023

402	Hope 3 Program Sales	61.23	-	61.23	0.01	0.01
		-				
410	Child Support IVD Reimb.	199,799.90	-	-	42.42	199,842.32
415	Local Law Enf.Block Grant	43,343.60	-	7,628.92	7.92	35,722.60
440	Supervision	193,296.74	1,201,456.80	677,516.39	153.43	717,390.58
470	FBC Assist District #16	501.58	6,918.15	2,903.46	0.93	4,517.20
471	FBC Assist District #17	8,434.64	733.58	-	1.91	9,170.13
472	FBC Assist District #18	100,355.23	4,870.97	-	22.11	105,248.31
473	FBC Assist District #19	195,437.44	19,377.45	19,466.80	42.74	195,390.83
474	FBC Assist District #20	352,972.36	7,947.69	9,376.33	75.23	351,618.95
475	FBC Assist District #21	12,084.97	42.59		2.57	12,130.13
476	FBC Assist District #22	79,727.53	33,812.81	-	22.49	113,562.83
600/605	Debt Service Account	562,540.21	6,122,997.18	2,333,159.93	210.44	4,352,587.90
610	Drainage Debt Service	8,077.65	66,940.00	-	3.39	75,021.04
756	2018 Facilities Bond Projects	70,899.26	1,778.15	-	15.27	72,692.68
764	2020 Drainage Flood Projects	113,886.16	514,000.00	621,544.41	3.26	6,345.01
766	2020 Mobility - Tx Heritage Pkwy	31,562.58	450,000.00	452,648.95	6.65	28,920.28
768	2020A Tax Notes	3,668.49	-	-	0.78	3,669.27
773	FBC Tax Note 2022	69,545.85	100,000.00	165,808.50	1.50	3,738.85
775	Unlimited Tax Road Bonds	1,469,884.35	945,884.47	2,247,401.29	29.19	168,396.72
803	2021 FBCTRA Bond Projects	8,405.39	5,700,000.00	5,689,279.67	42.59	19,168.31
807	2021 Grand Pkwy Toll Rd Projects	3,059.79	400,000.00	402,290.20	3.07	772.66
810	Toll Road Operations	66,365,799.23	5,452,094.18	67,146,391.35	490.22	4,671,992.28
815	Grand Pkwy Toll Road Ops	60,099,257.80	4,578,867.81	61,486,812.50	3,048.52	3,194,361.63
860	EPI Center Enterprises	-	-	-	-	-
990	County's Cares Act	49,642.89	470,004.63	516,291.28	5.48	3,361.72
TREA	Treasurer's Account	1,023,340.35	33,983,011.91	33,834,058.51	238.81	1,172,532.56
INVE	FBC Investment Account	74,500,510.27	125,500,000.00	200,000,510.27	0.01	0.01
850M	Boon-Chapman Medical	2,626,652.88	4,002,119.48	4,833,013.12	346.34	1,796,105.58
850D	Boon-Chapman Dental	1,070,257.69	-	157,058.81	210.06	913,408.94
882	Boon-Chapman 125	527,126.04	76,996.02	95,759.75	113.00	508,475.31
884	Fee Officer's Account	846,155.37	2,047,062.79	1,638,379.50	-	1,254,838.66
912	JP Credit Card Processing	42,123.72	216,989.81	235,789.53	10.81	23,334.81
908	EMS Credit Card Processing	34,301.09	54,404.79	42,058.35	6.50	46,654.03

Cadence Bank
Money Market Accounts
December 31, 2023

DACC	D A Credit Card Processing	3,326.96	10,540.00	12,700.82	0.63	1,166.77
PTCC	Public Transportation Credit Cards	2,459.37	12,063.14	12,385.73	1.44	2,138.22
CSCC	CSCD Credit Card	225,333.57	248,757.27	251,509.00	42.70	222,624.54
LBCC	Library Credit Card	1,599.42	5,938.65	6,962.26	0.26	576.07
JUCC	Juvenile Credit Card	130.00	9,087.00	8,951.10	0.63	266.53
SOCC	Sheriff Credit Card	28,868.38	17,469.54	32,752.92	3.04	13,588.04
TRCC	Toll Road Permit Credit Card	1,150.13	329.76	1,179.89	0.23	300.23
130	Assistant Dist Number 1	22,584.23	512,409.49	44,223.22	82.96	490,853.46
131	Assistant Dist Number 2	41,914.36	182,694.16	32,185.95	34.52	192,457.09
133	Assistant Dist Number 4	110,836.44	81,096.51	35,689.46	29.29	156,272.78
134	Assistant Dist Number 5	2,813.10	18,929.86	-	3.71	21,746.67
135	Assistant Dist Number 6	3,267.07	644,401.33	38,948.64	116.09	608,835.85
136	Assistant Dist Number 7	36,821.53	272,942.77	271,696.36	23.11	38,091.05
137	Assistant Dist Number 8	149,827.30	9,380.38	6,474.08	32.90	152,766.50
138	Assistant Dist Number 9	8,690.88	83,146.35	66,258.42	8.69	25,587.50
139	Assistant Dist Number 10	46,510.57	78,691.94	66,163.85	13.47	59,052.13
140	Assistant Dist Number 11	26,009.71	197,722.96	44,223.22	31.96	179,541.41
141	Assistant District Number 12	153,028.28	12,647.55	15,377.08	32.87	150,331.62
145	Emergency Svc Dist 100	62,214.98	-	-	13.21	62,228.19
146	Aliana Mgmt Dist. Agreement	225,367.65	-	35,342.02	43.01	190,068.64
CCCA	Non Fee Officer CC Clearing Acct	15,163.71	63,454.97	46,516.47	5.42	32,107.63
EPEC	Engineering Permitting E-Check	10,332.59	22,630.00	20,217.59	1.62	12,746.62
JP41	JP 4 E-Filing	1,677.56	19,983.50	20,823.06	0.70	838.70
JP12	JP 1-2 E-Filing	100.08	3,352.00	3,028.08	0.13	424.13
JP21	JP 2-1 E-Filing	3,148.58	22,978.50	24,840.08	0.87	1,287.87
JP11	JP 1-1 E-Filing	0.34	5,381.00	4,156.34	0.17	1,225.17
JP31	JP 3 E-Filing	2,385.66	17,416.75	17,950.41	0.70	1,852.70
JP2-2	JP 2-2 E Filing	0.01	452.00	339.01	0.02	113.02
	EMS Patient Acct Svcs ACH	4,075.49	614,490.13	618,542.39	2.28	25.51
DCJS	DC Jury Summons Postage	13,636.73	-	5,497.86	2.30	8,141.17
	Elections CC Account	228.04	124.00	255.04	0.02	97.02
	Fire Marshal CC Account	5,978.61	54,536.00	33,553.61	2.90	26,963.90
	Petty Cash	-	1,447.73	1,447.73	-	-

Cadence Bank
Money Market Accounts
December 31, 2023

CAPP	Narcotics Prepaid Cards	11,002.26	-	2.26	2.34	11,002.34
400A	Section 108 Arcola Loan Acct	230,734.20	-	-	48.99	230,783.19
JPMS	Juror Payments -Rapid Financial	37,863.74	52,288.00	60,151.74	5.60	30,005.60
RBCC	Road & Bridge CC	8,701.90	3,500.00	9,201.90	0.80	3,000.80
	Total	233,365,303.06	304,181,365.42	490,202,414.35	9,528.64	47,353,782.77