


FORT BEND COUNTY

# Quarterly Investment Report

AS OF SEPTEMBER 30, 2024

This report is presented in accordance with the Texas Government Code Title 10 Section 2256.023. The below signed hereby certify that, to the best of their knowledge on the date the report was created, Fort Bend County is in compliance with the provisions of Government Code 2256 and with the stated policies and strategies of Fort Bend County.



Pamela Gubbels  
Director of Finance & Investments



Bill Rickert  
County Treasurer



MEEDER

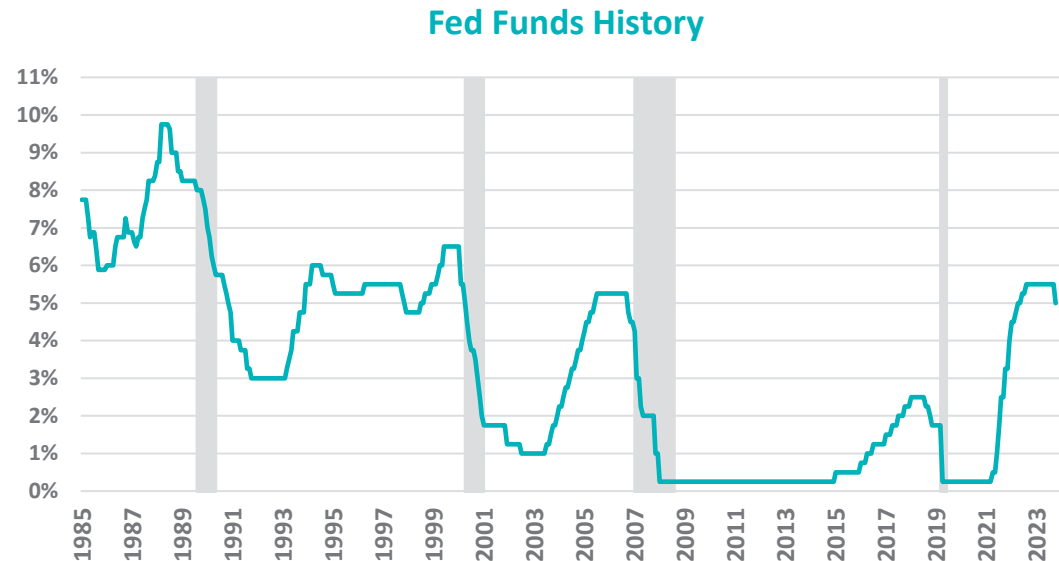
PUBLIC FUNDS

# OBSERVATIONS AND EXPECTATIONS

- The Fed started the rate-cutting cycle with a 50-basis point cut September 18th
- Chair Powell said the Fed may slow the pace of upcoming cuts
- Fed's preferred inflation gauge rose slightly during the latest reporting period
- Job growth has been slowing in recent months
- Short-term rates declined more than longer rates during September

## The September Rate Cut...What Will the Future Hold?

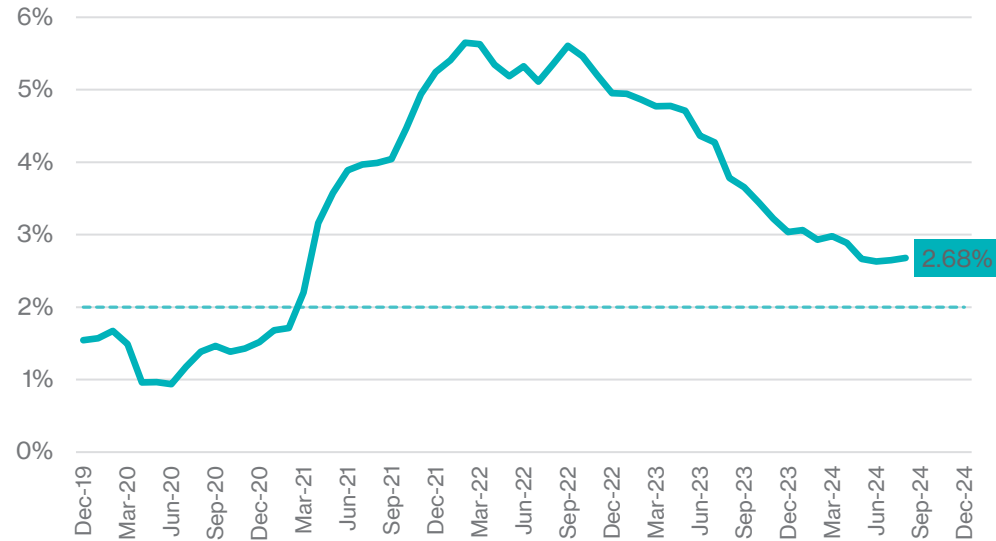
- Since the 1980s, the Fed's most used rate hike or cut has been .25% or 25 basis points.
- However, the Fed stated the Fed Funds rate was too restrictive and warranted a 50- basis point cut in September to start this cutting cycle.



# Inflation's Rate of Change is Nearing the Fed's Target

- Core Personal Consumption Expenditure YoY is the Fed's preferred inflation gauge. Core excludes food and energy components.
- Core PCE YoY is currently at 2.7%, not quite at the Fed's 2% target, but far below the 5.6% peak in 2022.
- The Fed expects Core PCE YoY will most likely get much closer to the Fed's 2% in the first half of 2025.

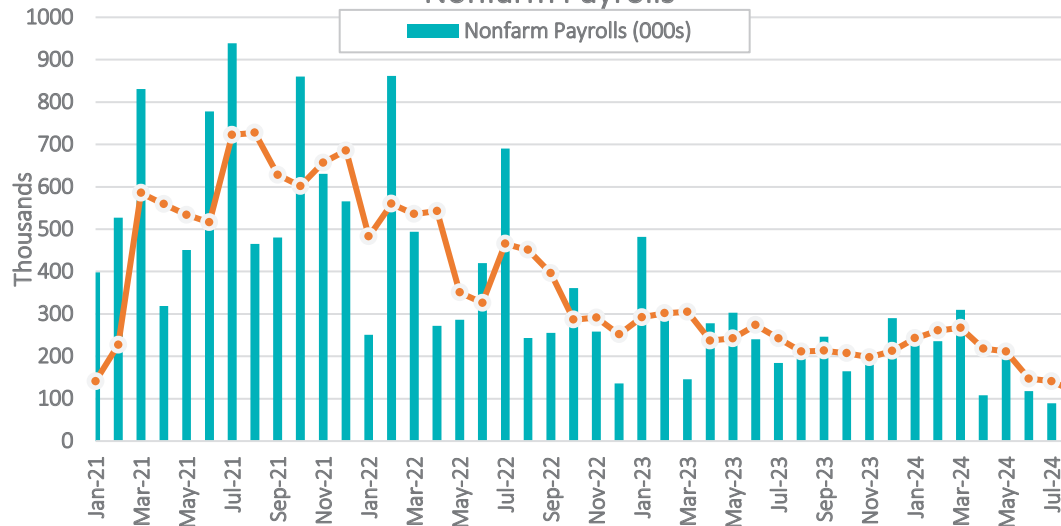
Core PCE YoY



SOURCES: BLOOMBERG, BUREAU OF ECONOMIC ANALYSIS

# Job Growth Has Slowed in Recent Months

Nonfarm Payrolls



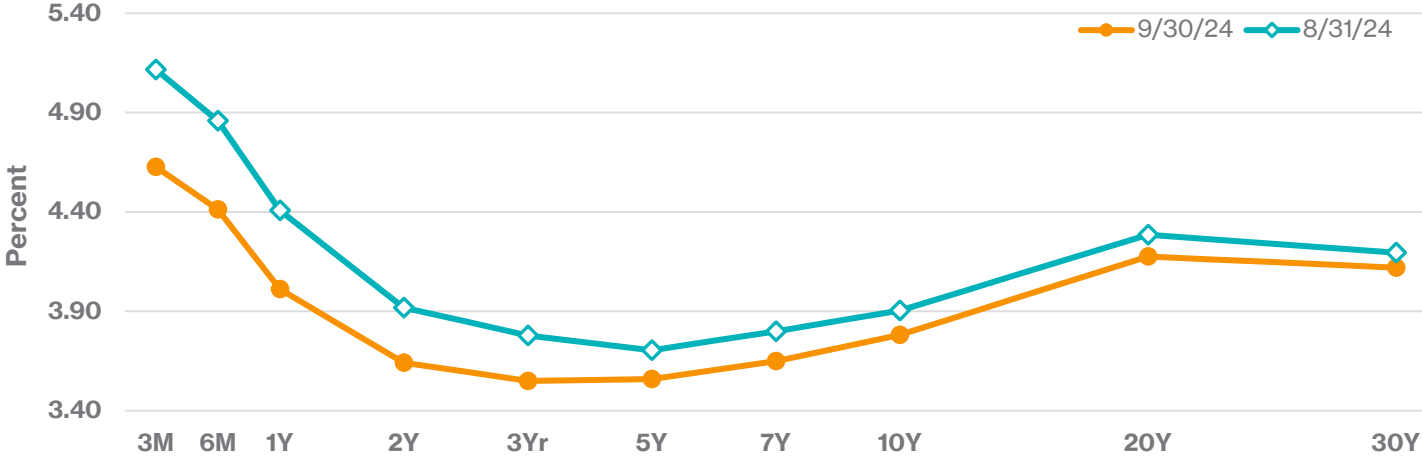
- Some market pundits believe inflation will follow a similar pattern as it did in the 1970s/80s and have a resurgence to higher levels.
- We don't expect that to happen due to the significantly different factors occurring now versus the 1970s/80s, such as demographics and technology.

SOURCES: BLOOMBERG, BUREAU OF LABOR STATISTICS

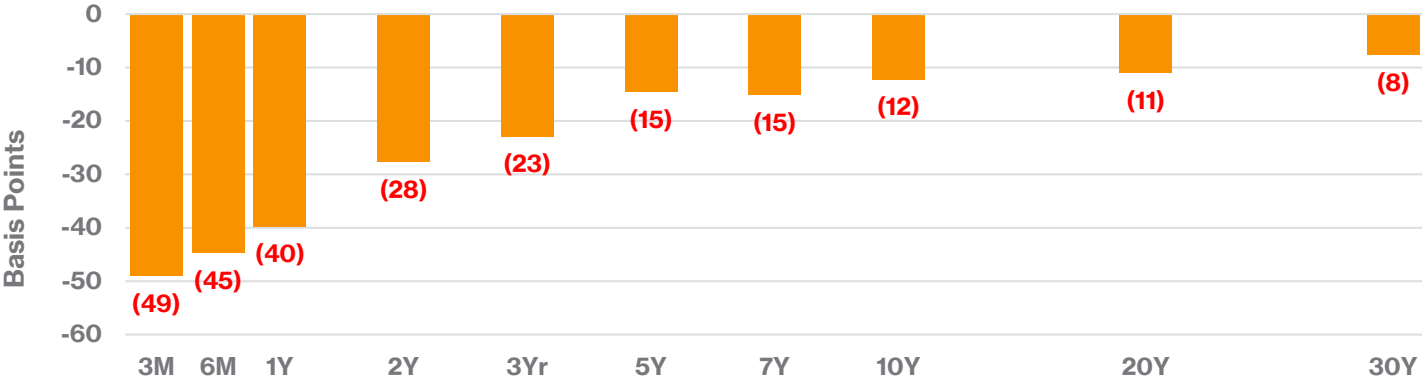
# The Fed's September Cut Pushed Short-Term Rates Down More Than Longer Rates



### U.S. Treasury Yield Curve Change



### Basis Point Change



SOURCE: BLOOMBERG

## Contents

---

|                                     |    |
|-------------------------------------|----|
| Portfolio Statistics                | 6  |
| Quarterly Portfolio Summary         | 7  |
| Quarterly Portfolio Summary By Fund | 8  |
| Portfolio Overview                  | 9  |
| Summary by Type                     | 10 |
| Position Statement                  | 13 |
| Cash Reconciliation Report          | 22 |
| Transaction Statement               | 26 |
| Amortization Schedule               | 30 |
| Accrued Interest Schedule           | 34 |
| Earnings by Fund                    | 39 |
| Projected Cashflows                 | 45 |
| Change in Value                     | 52 |



## Portfolio Statistics

**4.87**

Weighted Average Yield to Maturity

**0.63**

Weighted Average Maturity (Years)

**1.05**

Portfolio Effective Duration (Years)

**0.63**

Weighted Average Life (Years)

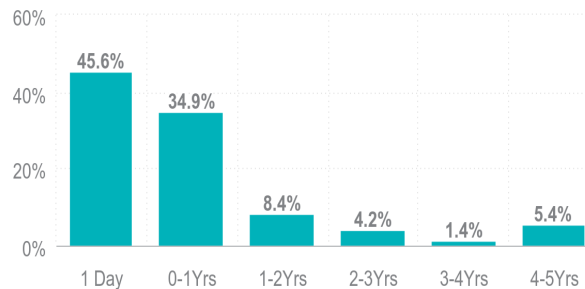
**AA**

Average Credit Rating

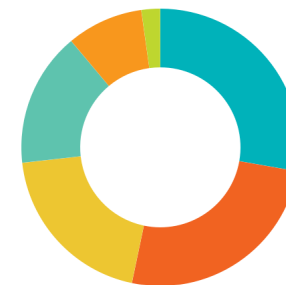
## Portfolio Position

|                             |                 |
|-----------------------------|-----------------|
| <b>Par Value</b>            | \$1,067,245,246 |
| <b>Principal Cost</b>       | \$1,049,092,290 |
| <b>Book Value</b>           | \$1,058,581,058 |
| <b>Market Value</b>         | \$1,063,482,777 |
| <b>Unrealized Gain/Loss</b> | \$4,901,719     |
| <b>Accrued Interest</b>     | \$2,523,834     |

## Maturity Distribution



## Sector Allocation



|                      |        |
|----------------------|--------|
| ● LGIP               | 27.77% |
| ● Commercial Paper   | 25.53% |
| ● U.S. Treasuries    | 19.93% |
| ● Money Market Funds | 15.68% |
| ● U.S. Agencies      | 8.90%  |
| ● Bank Deposits      | 2.18%  |

# Quarterly Portfolio Summary

This quarterly report is prepared in compliance with the Investment Policy and the Strategy of this entity and the Public Funds Investment Act (Chapter 2256, Texas Government Code).

## Portfolio as of June 30, 2024

|  |                  |
|--|------------------|
| <b>BEGINNING BOOK VALUE</b>              | \$943,040,812.87 |
| <b>BEGINNING MARKET VALUE</b>            | \$942,873,341.81 |
| <b>UNREALIZED GAIN/(LOSS)</b>            | (\$167,471.06)   |
| <b>WEIGHTED AVERAGE MATURITY (YEARS)</b> | 0.85             |
| <b>WEIGHTED AVERAGE YIELD</b>            | 4.83             |

## Portfolio as of September 30, 2024

|  |                    |
|--|--------------------|
| <b>ENDING BOOK VALUE</b>                 | \$1,058,581,057.65 |
| <b>ENDING MARKET VALUE</b>               | \$1,063,482,776.90 |
| <b>INVESTMENT INCOME FOR THE PERIOD</b>  | \$11,154,310.30    |
| <b>UNREALIZED GAIN/(LOSS)</b>            | \$4,901,719.25     |
| <b>CHANGE IN UNREALIZED GAIN/(LOSS)</b>  | \$5,069,190.31     |
| <b>WEIGHTED AVERAGE MATURITY (YEARS)</b> | 0.63               |
| <b>WEIGHTED AVERAGE YIELD</b>            | 4.87               |

## Quarterly Portfolio Summary By Fund

| <b>PORTFOLIO MARKET VALUE BY FUND</b> | <b>06/30/2024</b>     | <b>09/30/2024</b>       | <b>CHANGE</b>         | <b>INTEREST EARNED</b> |
|---------------------------------------|-----------------------|-------------------------|-----------------------|------------------------|
| 2024 CERTIFICATE OF OBLIG             | 0.00                  | 47,513,458.56           | 47,513,458.56         | 0.00                   |
| 2024 FBC TRA BOND PROJECT             | 107,331,794.44        | 91,826,165.05           | -15,505,629.40        | 1,199,869.36           |
| 2024 LIMITED TAX BD PK                | 0.00                  | 8,002,266.70            | 8,002,266.70          | 0.00                   |
| 2024 UNLIMITED TX RD BD               | 0.00                  | 48,513,741.89           | 48,513,741.89         | 0.00                   |
| PFC 2023 PROJECT FUND                 | 99,658,967.40         | 82,908,503.03           | -16,750,464.37        | 1,138,185.69           |
| POOLED INVESTMENT PORTFOLIO           | 703,271,788.42        | 751,248,502.56          | 47,976,714.13         | 8,458,252.60           |
| REVENUE REF BONDS 2021A               | 8,934,026.55          | 9,107,730.13            | 173,703.58            | 104,878.65             |
| SENIOR LIEN DSR 2014                  | 3,010,391.74          | 3,163,286.11            | 152,894.37            | 36,355.95              |
| SENIOR LIEN DSR 2016                  | 4,870,360.05          | 5,118,543.39            | 248,183.34            | 58,808.41              |
| SENIOR LIEN TRRB 2014                 | 3,101,972.81          | 3,138,117.75            | 36,144.94             | 28,997.10              |
| SENIOR LIEN TRRB 2016                 | 4,611,056.86          | 4,666,710.41            | 55,653.55             | 43,277.99              |
| SENIOR LIEN TRRB 2021                 | 6,147,892.37          | 6,303,344.79            | 155,452.42            | 63,191.01              |
| TAX & SUB LN TR REV BDS 2021          | 1,935,091.16          | 1,972,406.55            | 37,315.39             | 22,493.55              |
| <b>TOTAL</b>                          | <b>942,873,341.81</b> | <b>1,063,482,776.90</b> | <b>120,609,435.09</b> | <b>11,154,310.30</b>   |





# Portfolio Overview

| SECURITY TYPE                     | PAR VALUE               | MARKET VALUE            | BOOK VALUE              | % OF PORTFOLIO | DAYS TO MATURITY | YIELD       |
|-----------------------------------|-------------------------|-------------------------|-------------------------|----------------|------------------|-------------|
| Bank Deposits                     | 23,233,122.99           | 23,233,122.99           | 23,233,122.99           | 218%           | 1                | 0.00        |
| LGIP                              | 295,346,789.18          | 295,346,789.18          | 295,346,789.18          | 27.77%         | 1                | 5.06        |
| Money Market Funds                | 166,803,333.69          | 166,803,333.69          | 166,803,333.69          | 15.68%         | 1                | 4.76        |
| Commercial Paper                  | 275,455,000.00          | 271,458,272.08          | 271,458,272.09          | 25.53%         | 103              | 5.34        |
| U.S. Treasuries                   | 213,107,000.00          | 212,000,197.47          | 209,263,612.03          | 19.93%         | 570              | 4.72        |
| U.S. Agencies                     | 93,300,000.00           | 94,641,061.50           | 92,475,927.69           | 8.90%          | 1,018            | 4.62        |
| <b>TOTAL</b>                      | <b>1,067,245,245.86</b> | <b>1,063,482,776.90</b> | <b>1,058,581,057.65</b> | <b>100.00%</b> | <b>231</b>       | <b>4.87</b> |
| <b>CASH AND ACCRUED INTEREST</b>  |                         |                         |                         |                |                  |             |
| Purchased Accrued Interest        |                         | 66,076.00               | 66,076.00               |                |                  |             |
| <b>TOTAL CASH AND INVESTMENTS</b> | <b>1,067,245,245.86</b> | <b>1,063,548,852.90</b> | <b>1,058,647,133.65</b> |                | <b>231</b>       | <b>4.87</b> |
| <b>TOTAL EARNINGS</b>             |                         |                         |                         |                |                  |             |
|                                   | <b>CURRENT QUARTER</b>  |                         |                         |                |                  |             |
|                                   | 11,154,310.30           |                         |                         |                |                  |             |

## Summary by Type

| SECURITY TYPE                      | # OF SECURITIES | PAR VALUE            | BOOK VALUE           | % OF PORTFOLIO | YIELD       | DAYS TO FINAL MATURITY |
|------------------------------------|-----------------|----------------------|----------------------|----------------|-------------|------------------------|
| <b>2024 CERTIFICATE OF OBLIG</b>   |                 |                      |                      |                |             |                        |
| Money Market Funds                 | 1               | 47,513,458.56        | 47,513,458.56        | 4.46           | 4.78        | 1                      |
| <b>TOTAL</b>                       | <b>1</b>        | <b>47,513,458.56</b> | <b>47,513,458.56</b> | <b>4.47</b>    | <b>4.78</b> | <b>1</b>               |
| <b>2024 FBC TRA BOND PROJECT</b>   |                 |                      |                      |                |             |                        |
| Bank Deposits                      | 1               | 261,254.56           | 261,254.56           | 0.02           | 0.00        | 1                      |
| Money Market Funds                 | 1               | 10,103,716.72        | 10,103,716.72        | 0.95           | 4.78        | 1                      |
| Commercial Paper                   | 10              | 75,000,000.00        | 73,409,943.78        | 6.89           | 5.34        | 151                    |
| U.S. Treasuries                    | 1               | 8,000,000.00         | 7,951,983.75         | 0.77           | 5.06        | 411                    |
| <b>TOTAL</b>                       | <b>13</b>       | <b>93,364,971.28</b> | <b>91,726,898.80</b> | <b>8.63</b>    | <b>5.24</b> | <b>157</b>             |
| <b>2024 LIMITED TAX BD PK</b>      |                 |                      |                      |                |             |                        |
| Money Market Funds                 | 1               | 8,002,266.70         | 8,002,266.70         | 0.75           | 4.78        | 1                      |
| <b>TOTAL</b>                       | <b>1</b>        | <b>8,002,266.70</b>  | <b>8,002,266.70</b>  | <b>0.75</b>    | <b>4.78</b> | <b>1</b>               |
| <b>2024 UNLIMITED TX RD BD</b>     |                 |                      |                      |                |             |                        |
| Money Market Funds                 | 1               | 48,513,741.89        | 48,513,741.89        | 4.55           | 4.78        | 1                      |
| <b>TOTAL</b>                       | <b>1</b>        | <b>48,513,741.89</b> | <b>48,513,741.89</b> | <b>4.56</b>    | <b>4.78</b> | <b>1</b>               |
| <b>PFC 2023 PROJECT FUND</b>       |                 |                      |                      |                |             |                        |
| Money Market Funds                 | 1               | 4,312,451.37         | 4,312,451.37         | 0.40           | 4.76        | 1                      |
| Commercial Paper                   | 7               | 38,305,000.00        | 37,799,355.20        | 3.55           | 5.07        | 98                     |
| U.S. Treasuries                    | 4               | 22,795,000.00        | 22,597,604.93        | 2.14           | 4.56        | 256                    |
| U.S. Agencies                      | 3               | 18,300,000.00        | 18,116,187.39        | 1.72           | 4.63        | 230                    |
| <b>TOTAL</b>                       | <b>15</b>       | <b>83,712,451.37</b> | <b>82,825,598.89</b> | <b>7.80</b>    | <b>4.82</b> | <b>165</b>             |
| <b>POOLED INVESTMENT PORTFOLIO</b> |                 |                      |                      |                |             |                        |
| Bank Deposits                      | 1               | 22,971,868.44        | 22,971,868.44        | 2.15           | 0.00        | 1                      |
| LGIP                               | 4               | 295,346,789.18       | 295,346,789.18       | 27.71          | 5.06        | 1                      |

## Summary by Type

| SECURITY TYPE      | # OF SECURITIES | PAR VALUE             | BOOK VALUE            | % OF PORTFOLIO | YIELD       | DAYS TO FINAL MATURITY |
|--------------------|-----------------|-----------------------|-----------------------|----------------|-------------|------------------------|
| Money Market Funds | 1               | 32,387,790.21         | 32,387,790.21         | 3.04           | 4.78        | 1                      |
| Commercial Paper   | 12              | 162,150,000.00        | 160,248,973.11        | 15.03          | 5.40        | 81                     |
| U.S. Treasuries    | 11              | 164,332,000.00        | 161,661,600.18        | 15.46          | 4.71        | 575                    |
| U.S. Agencies      | 5               | 75,000,000.00         | 74,359,740.30         | 7.26           | 4.62        | 1,207                  |
| <b>TOTAL</b>       | <b>34</b>       | <b>752,188,447.83</b> | <b>746,976,761.42</b> | <b>70.64</b>   | <b>4.84</b> | <b>266</b>             |

### REVENUE REF BONDS 2021A

|                    |          |                     |                     |             |             |           |
|--------------------|----------|---------------------|---------------------|-------------|-------------|-----------|
| Money Market Funds | 1        | 3,091,385.69        | 3,091,385.69        | 0.29        | 4.58        | 1         |
| U.S. Treasuries    | 1        | 6,074,000.00        | 6,004,681.28        | 0.57        | 5.16        | 138       |
| <b>TOTAL</b>       | <b>2</b> | <b>9,165,385.69</b> | <b>9,096,066.97</b> | <b>0.86</b> | <b>4.96</b> | <b>91</b> |

### SENIOR LIEN DSR 2014

|                    |          |                     |                     |             |             |              |
|--------------------|----------|---------------------|---------------------|-------------|-------------|--------------|
| Money Market Funds | 1        | 86,536.09           | 86,536.09           | 0.01        | 4.58        | 1            |
| U.S. Treasuries    | 1        | 3,200,000.00        | 2,946,426.54        | 0.29        | 4.66        | 1,599        |
| <b>TOTAL</b>       | <b>2</b> | <b>3,286,536.09</b> | <b>3,032,962.63</b> | <b>0.30</b> | <b>4.66</b> | <b>1,555</b> |

### SENIOR LIEN DSR 2016

|                    |          |                     |                     |             |             |              |
|--------------------|----------|---------------------|---------------------|-------------|-------------|--------------|
| Money Market Funds | 1        | 118,824.61          | 118,824.61          | 0.01        | 4.58        | 1            |
| U.S. Treasuries    | 1        | 5,200,000.00        | 4,787,943.13        | 0.47        | 4.66        | 1,599        |
| <b>TOTAL</b>       | <b>2</b> | <b>5,318,824.61</b> | <b>4,906,767.74</b> | <b>0.48</b> | <b>4.66</b> | <b>1,562</b> |

### SENIOR LIEN TRRB 2014

|                    |          |                     |                     |             |             |          |
|--------------------|----------|---------------------|---------------------|-------------|-------------|----------|
| Bank Deposits      | 1        | (0.01)              | (0.01)              | (0.00)      | 0.00        | 1        |
| Money Market Funds | 1        | 3,138,117.75        | 3,138,117.75        | 0.29        | 4.58        | 1        |
| <b>TOTAL</b>       | <b>2</b> | <b>3,138,117.75</b> | <b>3,138,117.75</b> | <b>0.30</b> | <b>4.58</b> | <b>1</b> |

### SENIOR LIEN TRRB 2016

|                    |          |                     |                     |             |             |          |
|--------------------|----------|---------------------|---------------------|-------------|-------------|----------|
| Money Market Funds | 1        | 4,666,710.41        | 4,666,710.41        | 0.44        | 4.58        | 1        |
| <b>TOTAL</b>       | <b>1</b> | <b>4,666,710.41</b> | <b>4,666,710.41</b> | <b>0.44</b> | <b>4.58</b> | <b>1</b> |

## Summary by Type

| SECURITY TYPE                           | # OF SECURITIES | PAR VALUE               | BOOK VALUE              | % OF PORTFOLIO | YIELD       | DAYS TO FINAL MATURITY |
|---|-----------------|-------------------------|-------------------------|----------------|-------------|------------------------|
| <b>SENIOR LIEN TRRB 2021</b>            |                 |                         |                         |                |             |                        |
| Bank Deposits                           | 1               | (0.01)                  | (0.01)                  | (0.00)         | 0.00        | 1                      |
| Money Market Funds                      | 1               | 4,140,004.94            | 4,140,004.94            | 0.39           | 4.58        | 1                      |
| U.S. Treasuries                         | 1               | 2,250,000.00            | 2,071,706.16            | 0.20           | 4.66        | 1,599                  |
| <b>TOTAL</b>                            | <b>3</b>        | <b>6,390,004.94</b>     | <b>6,211,711.09</b>     | <b>0.59</b>    | <b>4.61</b> | <b>549</b>             |
| <b>TAX &amp; SUB LN TR REV BDS 2021</b> |                 |                         |                         |                |             |                        |
| Bank Deposits                           | 1               | (0.01)                  | (0.01)                  | (0.00)         | 0.00        | 1                      |
| Money Market Funds                      | 1               | 728,328.75              | 728,328.75              | 0.07           | 4.58        | 1                      |
| U.S. Treasuries                         | 1               | 1,256,000.00            | 1,241,666.07            | 0.12           | 5.16        | 138                    |
| <b>TOTAL</b>                            | <b>3</b>        | <b>1,984,328.75</b>     | <b>1,969,994.81</b>     | <b>0.19</b>    | <b>4.95</b> | <b>87</b>              |
| <b>GRAND TOTAL</b>                      | <b>80</b>       | <b>1,067,245,245.86</b> | <b>1,058,581,057.65</b> | <b>100.00</b>  | <b>4.87</b> | <b>231</b>             |



## Position Statement

| CUSIP                                  | DESCRIPTION               | TRADE DATE<br>SETTLE DATE | PAR VALUE            | PRINCIPAL COST<br>PURCHASED<br>INTEREST | TOTAL COST           | YIELD TO<br>MATURITY | MATURITY<br>DATE | DAYS TO<br>MATURITY | MARKET PRICE<br>MARKET VALUE  | UNREALIZED<br>GAIN/LOSS<br>BOOK VALUE | % OF<br>MV  | MOODY'S<br>S&P<br>RATING |
|--|---------------------------|---------------------------|----------------------|---|----------------------|----------------------|------------------|---------------------|-------------------------------|---------------------------------------|-------------|--------------------------|
| <b>2024 CERTIFICATE OF OBLIG</b>       |                           |                           |                      |   |                      |                      |                  |                     |                               |                                       |             |                          |
| <b>MONEY MARKET FUNDS</b>              |                           |                           |                      |   |                      |                      |                  |                     |                               |                                       |             |                          |
| 31846V567                              | FIRST AMER.GVT OBLG;Z     | 09/30/2024<br>09/30/2024  | 47,513,458.56        | 47,513,458.56<br>0.00                   | 47,513,458.56        | 4.78                 |                  | 1                   | 1.00<br>47,513,458.56         | 0.00<br>47,513,458.56                 | 4.47        | Aaa<br>AAA               |
| <b>MONEY MARKET FUNDS TOTAL</b>        |                           |                           | <b>47,513,458.56</b> | <b>47,513,458.56<br/>0.00</b>           | <b>47,513,458.56</b> | <b>4.78</b>          |                  | <b>1</b>            | <b>1.00<br/>47,513,458.56</b> | <b>0.00<br/>47,513,458.56</b>         | <b>4.47</b> | <b>AAA</b>               |
| <b>2024 CERTIFICATE OF OBLIG TOTAL</b> |                           |                           | <b>47,513,458.56</b> | <b>47,513,458.56<br/>0.00</b>           | <b>47,513,458.56</b> | <b>4.78</b>          |                  | <b>1</b>            | <b>1.00<br/>47,513,458.56</b> | <b>0.00<br/>47,513,458.56</b>         | <b>4.47</b> | <b>AAA</b>               |
| <b>2024 FBC TRA BOND PROJECT</b>       |                           |                           |                      |   |                      |                      |                  |                     |                               |                                       |             |                          |
| <b>BANK DEPOSITS</b>                   |                           |                           |                      |   |                      |                      |                  |                     |                               |                                       |             |                          |
| CADENCEBANK                            | Cadence Bank              | 09/30/2024<br>09/30/2024  | 261,254.56           | 261,254.56<br>0.00                      | 261,254.56           | 0.00                 |                  | 1                   | 1.00<br>261,254.56            | 0.00<br>261,254.56                    | 0.02        | NA                       |
| <b>BANK DEPOSITS TOTAL</b>             |                           |                           | <b>261,254.56</b>    | <b>261,254.56<br/>0.00</b>              | <b>261,254.56</b>    | <b>0.00</b>          |                  | <b>1</b>            | <b>1.00<br/>261,254.56</b>    | <b>0.00<br/>261,254.56</b>            | <b>0.02</b> | <b>NA</b>                |
| <b>MONEY MARKET FUNDS</b>              |                           |                           |                      |   |                      |                      |                  |                     |                               |                                       |             |                          |
| 31846V567                              | FIRST AMER.GVT OBLG;Z     | 09/30/2024<br>09/30/2024  | 10,103,716.72        | 10,103,716.72<br>0.00                   | 10,103,716.72        | 4.78                 |                  | 1                   | 1.00<br>10,103,716.72         | 0.00<br>10,103,716.72                 | 0.95        | Aaa<br>AAA               |
| <b>MONEY MARKET FUNDS TOTAL</b>        |                           |                           | <b>10,103,716.72</b> | <b>10,103,716.72<br/>0.00</b>           | <b>10,103,716.72</b> | <b>4.78</b>          |                  | <b>1</b>            | <b>1.00<br/>10,103,716.72</b> | <b>0.00<br/>10,103,716.72</b>         | <b>0.95</b> | <b>AAA</b>               |
| <b>COMMERCIAL PAPER</b>                |                           |                           |                      |   |                      |                      |                  |                     |                               |                                       |             |                          |
| 37828VKN2                              | GLENCOVE FNDG 10/22/24    | 06/07/2024<br>06/07/2024  | 7,500,000.00         | 7,347,016.67<br>0.00                    | 7,347,016.67         | 5.49                 | 10/22/2024       | 22                  | 99.69<br>7,476,550.00         | (0.00)<br>7,476,550.00                | 0.70        | P-1<br>A-1               |
| 71708EL60                              | PFIZER 11/06/24           | 06/07/2024<br>06/07/2024  | 7,500,000.00         | 7,331,850.00<br>0.00                    | 7,331,850.00         | 5.44                 | 11/06/2024       | 37                  | 99.47<br>7,460,175.00         | 0.00<br>7,460,175.00                  | 0.70        | P-1<br>A-1               |
| 71708EM36                              | PFIZER 12/03/24           | 06/07/2024<br>06/10/2024  | 7,500,000.00         | 7,305,666.67<br>0.00                    | 7,305,666.67         | 5.44                 | 12/03/2024       | 64                  | 99.07<br>7,430,437.50         | (0.00)<br>7,430,437.50                | 0.70        | P-1<br>A-1               |
| 59157TN66                              | METLIFE SHRT TRM 01/06/25 | 06/07/2024<br>06/10/2024  | 7,500,000.00         | 7,270,312.50<br>0.00                    | 7,270,312.50         | 5.40                 | 01/06/2025       | 98                  | 98.59<br>7,393,906.25         | 0.00<br>7,393,906.25                  | 0.70        | P-1<br>A-1+              |
| 06054NPS4                              | BOFA SECURITIES 02/26/25  | 06/07/2024<br>06/07/2024  | 7,500,000.00         | 7,208,500.00<br>0.00                    | 7,208,500.00         | 5.48                 | 02/26/2025       | 149                 | 97.82<br>7,336,583.33         | (0.00)<br>7,336,583.33                | 0.69        | P-1<br>A-1               |
| 21687AQ30                              | COOPERATIEVE UA 03/03/25  | 06/07/2024<br>06/07/2024  | 7,500,000.00         | 7,209,143.75<br>0.00                    | 7,209,143.75         | 5.36                 | 03/03/2025       | 154                 | 97.79<br>7,334,568.75         | 0.00<br>7,334,568.75                  | 0.69        | P-1<br>A-1               |
| 06054NRB9                              | BOFA SECURITIES 04/11/25  | 06/07/2024<br>06/07/2024  | 7,500,000.00         | 7,162,483.33<br>0.00                    | 7,162,483.33         | 5.46                 | 04/11/2025       | 193                 | 97.19<br>7,289,600.00         | 0.00<br>7,289,600.00                  | 0.69        | P-1<br>A-1               |
| 85324TSG2                              | STD CHARTERED BK 05/16/25 | 06/10/2024<br>06/11/2024  | 7,500,000.00         | 7,133,456.25<br>0.00                    | 7,133,456.25         | 5.39                 | 05/16/2025       | 228                 | 96.73<br>7,254,556.25         | 0.00<br>7,254,556.25                  | 0.68        | P-1<br>A-1               |
| 63307LT92                              | NATL BK CANADA 06/09/25   | 06/10/2024<br>06/11/2024  | 7,500,000.00         | 7,106,750.03<br>0.00                    | 7,106,750.03         | 5.41                 | 06/09/2025       | 252                 | 96.37<br>7,228,083.35         | (0.01)<br>7,228,083.36                | 0.68        | P-1<br>A-1               |



## Position Statement

| CUSIP                                      | DESCRIPTION                   | TRADE DATE<br>SETTLE DATE | PAR VALUE            | PRINCIPAL COST<br>PURCHASED<br>INTEREST | TOTAL COST           | YIELD TO<br>MATURITY | MATURITY<br>DATE | DAYS TO<br>MATURITY | MARKET PRICE<br>MARKET VALUE   | UNREALIZED<br>GAIN/LOSS<br>BOOK VALUE | % OF<br>MV  | MOODY'S<br>S&P<br>RATING |
|--|-------------------------------|---------------------------|----------------------|---|----------------------|----------------------|------------------|---------------------|--------------------------------|---------------------------------------|-------------|--------------------------|
| 78013VVR0                                  | RBC 08/25/25                  | 08/29/2024<br>08/30/2024  | 7,500,000.00         | 7,176,750.00<br>0.00                    | 7,176,750.00         | 4.45                 | 08/25/2025       | 329                 | 96.07<br>7,205,483.33          | 0.00<br>7,205,483.33                  | 0.68        | P-1<br>A-1+              |
| <b>COMMERCIAL PA-<br/>PER TOTAL</b>        |                               |                           | <b>75,000,000.00</b> | <b>72,251,929.20<br/>0.00</b>           | <b>72,251,929.20</b> | <b>5.34</b>          |                  | <b>151</b>          | <b>97.90<br/>73,409,943.77</b> | <b>(0.01)<br/>73,409,943.78</b>       | <b>6.90</b> | <b>A+</b>                |
| <b>U.S. TREASURIES</b>                     |                               |                           |                      |   |                      |                      |                  |                     |                                |                                       |             |                          |
| 91282CFW6                                  | US TREASURY 4.500<br>11/15/25 | 06/07/2024<br>06/10/2024  | 8,000,000.00         | 7,938,750.00<br>25,434.78               | 7,964,184.78         | 5.06                 | 11/15/2025       | 411                 | 100.64<br>8,051,250.00         | 99,266.25<br>7,951,983.75             | 0.76        | Aaa<br>AA+               |
| <b>U.S. TREASURIES<br/>TOTAL</b>           |                               |                           | <b>8,000,000.00</b>  | <b>7,938,750.00<br/>25,434.78</b>       | <b>7,964,184.78</b>  | <b>5.06</b>          |                  | <b>411</b>          | <b>100.64<br/>8,051,250.00</b> | <b>99,266.25<br/>7,951,983.75</b>     | <b>0.76</b> | <b>AA+</b>               |
| <b>2024 FBC TRA BOND<br/>PROJECT TOTAL</b> |                               |                           | <b>93,364,971.28</b> | <b>90,555,650.48<br/>25,434.78</b>      | <b>90,581,085.26</b> | <b>5.24</b>          |                  | <b>157</b>          | <b>91,826,165.05</b>           | <b>99,266.24<br/>91,726,898.80</b>    | <b>8.63</b> | <b>AA-</b>               |

| <b>2024 LIMITED TAX<br/>BD PK</b>       |                          |                          |                     |                              |                     |             |  |          |                              |                              |             |            |
|---|--------------------------|--------------------------|---------------------|------------------------------|---------------------|-------------|--|----------|------------------------------|------------------------------|-------------|------------|
| <b>MONEY MARKET<br/>FUNDS</b>           |                          |                          |                     |                              |                     |             |  |          |                              |                              |             |            |
| 31846V567                               | FIRST AMER.GVT<br>OBLG;Z | 09/30/2024<br>09/30/2024 | 8,002,266.70        | 8,002,266.70<br>0.00         | 8,002,266.70        | 4.78        |  | 1        | 1.00<br>8,002,266.70         | 0.00<br>8,002,266.70         | 0.75        | Aaa<br>AAA |
| <b>MONEY MARKET<br/>FUNDS TOTAL</b>     |                          |                          | <b>8,002,266.70</b> | <b>8,002,266.70<br/>0.00</b> | <b>8,002,266.70</b> | <b>4.78</b> |  | <b>1</b> | <b>1.00<br/>8,002,266.70</b> | <b>0.00<br/>8,002,266.70</b> | <b>0.75</b> | <b>AAA</b> |
| <b>2024 LIMITED TAX BD<br/>PK TOTAL</b> |                          |                          | <b>8,002,266.70</b> | <b>8,002,266.70<br/>0.00</b> | <b>8,002,266.70</b> | <b>4.78</b> |  | <b>1</b> | <b>8,002,266.70</b>          | <b>0.00<br/>8,002,266.70</b> | <b>0.75</b> | <b>AAA</b> |

| <b>2024 UNLIMITED TX<br/>RD BD</b>       |                          |                          |                      |                               |                      |             |  |          |                               |                               |             |            |
|--|--------------------------|--------------------------|----------------------|-------------------------------|----------------------|-------------|--|----------|-------------------------------|-------------------------------|-------------|------------|
| <b>MONEY MARKET<br/>FUNDS</b>            |                          |                          |                      |                               |                      |             |  |          |                               |                               |             |            |
| 31846V567                                | FIRST AMER.GVT<br>OBLG;Z | 09/30/2024<br>09/30/2024 | 48,513,741.89        | 48,513,741.89<br>0.00         | 48,513,741.89        | 4.78        |  | 1        | 1.00<br>48,513,741.89         | 0.00<br>48,513,741.89         | 4.56        | Aaa<br>AAA |
| <b>MONEY MARKET<br/>FUNDS TOTAL</b>      |                          |                          | <b>48,513,741.89</b> | <b>48,513,741.89<br/>0.00</b> | <b>48,513,741.89</b> | <b>4.78</b> |  | <b>1</b> | <b>1.00<br/>48,513,741.89</b> | <b>0.00<br/>48,513,741.89</b> | <b>4.56</b> | <b>AAA</b> |
| <b>2024 UNLIMITED TX<br/>RD BD TOTAL</b> |                          |                          | <b>48,513,741.89</b> | <b>48,513,741.89<br/>0.00</b> | <b>48,513,741.89</b> | <b>4.78</b> |  | <b>1</b> | <b>48,513,741.89</b>          | <b>0.00<br/>48,513,741.89</b> | <b>4.56</b> | <b>AAA</b> |

| <b>PFC 2023 PROJECT<br/>FUND</b>    |                       |                          |                     |                              |                     |             |  |          |                              |                              |             |            |
|-------------------------------------|-----------------------|--------------------------|---------------------|------------------------------|---------------------|-------------|--|----------|------------------------------|------------------------------|-------------|------------|
| <b>MONEY MARKET<br/>FUNDS</b>       |                       |                          |                     |                              |                     |             |  |          |                              |                              |             |            |
| 233809805                           | FIDELITY IMM:TRS O;II | 09/30/2024<br>09/30/2024 | 4,312,451.37        | 4,312,451.37<br>0.00         | 4,312,451.37        | 4.76        |  | 1        | 1.00<br>4,312,451.37         | 0.00<br>4,312,451.37         | 0.41        | Aaa<br>AAA |
| <b>MONEY MARKET<br/>FUNDS TOTAL</b> |                       |                          | <b>4,312,451.37</b> | <b>4,312,451.37<br/>0.00</b> | <b>4,312,451.37</b> | <b>4.76</b> |  | <b>1</b> | <b>1.00<br/>4,312,451.37</b> | <b>0.00<br/>4,312,451.37</b> | <b>0.41</b> | <b>AAA</b> |



## Position Statement

| CUSIP                                  | DESCRIPTION                              | TRADE DATE<br>SETTLE DATE | PAR VALUE            | PRINCIPAL COST<br>PURCHASED<br>INTEREST | TOTAL COST           | YIELD TO<br>MATURITY | MATURITY<br>DATE | DAYS TO<br>MATURITY | MARKET PRICE<br>MARKET VALUE   | UNREALIZED<br>GAIN/LOSS<br>BOOK VALUE | % OF<br>MV  | MOODY'S<br>S&P<br>RATING |
|--|--|---------------------------|----------------------|---|----------------------|----------------------|------------------|---------------------|--------------------------------|---------------------------------------|-------------|--------------------------|
| <b>COMMERCIAL PAPER</b>                |  |                           |                      |   |                      |                      |                  |                     |                                |                                       |             |                          |
| 45685QK32                              | ING (U.S.) Funding LLC 0.0<br>10/03/2024 | 01/04/2024<br>01/08/2024  | 5,720,000.00         | 5,503,302.57<br>0.00                    | 5,503,302.57         | 5.24                 | 10/03/2024       | 3                   | 99.97<br>5,718,388.87          | 0.00<br>5,718,388.87                  | 0.54        | P-1<br>A-2               |
| 89119ALF3                              | TD 11/15/24                              | 01/16/2024<br>01/18/2024  | 5,700,000.00         | 5,468,567.33<br>0.00                    | 5,468,567.33         | 5.00                 | 11/15/2024       | 46                  | 99.39<br>5,665,515.00          | 0.00<br>5,665,515.00                  | 0.53        | P-1<br>A-1+              |
| 89119AMA3                              | TD 12/10/24                              | 01/04/2024<br>01/05/2024  | 5,770,000.00         | 5,501,342.39<br>0.00                    | 5,501,342.39         | 5.11                 | 12/10/2024       | 71                  | 99.04<br>5,714,688.14          | 0.00<br>5,714,688.14                  | 0.54        | P-1<br>A-1+              |
| 69448WNQ3                              | PACIFIC FDG 01/24/25                     | 02/15/2024<br>02/16/2024  | 5,115,000.00         | 4,871,327.08<br>0.00                    | 4,871,327.08         | 5.19                 | 01/24/2025       | 116                 | 98.40<br>5,033,302.08          | 0.00<br>5,033,302.08                  | 0.47        | P-1<br>A-1+              |
| 69448WPC2                              | PACIFIC FDG 02/12/25                     | 02/15/2024<br>02/16/2024  | 6,000,000.00         | 5,701,350.00<br>0.00                    | 5,701,350.00         | 5.14                 | 02/12/2025       | 135                 | 98.16<br>5,889,450.00          | 0.00<br>5,889,450.00                  | 0.55        | P-1<br>A-1+              |
| 05571BQ30                              | BPCE 03/03/25                            | 08/28/2024<br>08/29/2024  | 5,000,000.00         | 4,875,483.33<br>0.00                    | 4,875,483.33         | 4.94                 | 03/03/2025       | 154                 | 97.95<br>4,897,575.00          | 0.00<br>4,897,575.00                  | 0.46        | P-1<br>A-1               |
| 17277AR17                              | CISCO SYSTEMS<br>04/01/25                | 08/28/2024<br>08/29/2024  | 5,000,000.00         | 4,858,756.95<br>0.00                    | 4,858,756.95         | 4.86                 | 04/01/2025       | 183                 | 97.61<br>4,880,436.12          | 0.00<br>4,880,436.12                  | 0.46        | P-1<br>A-1+              |
| <b>COMMERCIAL PA-<br/>PER TOTAL</b>    |  |                           | <b>38,305,000.00</b> | <b>36,780,129.65<br/>0.00</b>           | <b>36,780,129.65</b> | <b>5.07</b>          |                  | <b>98</b>           | <b>98.69<br/>37,799,355.20</b> | <b>0.00<br/>37,799,355.20</b>         | <b>3.55</b> | <b>AA-</b>               |
| <b>U.S. TREASURIES</b>                 |  |                           |                      |   |                      |                      |                  |                     |                                |                                       |             |                          |
| 912828J27                              | US TREASURY 2.000<br>02/15/25            | 01/03/2024<br>01/05/2024  | 5,620,000.00         | 5,454,473.44<br>0.00                    | 5,454,473.44         | 4.75                 | 02/15/2025       | 138                 | 99.05<br>5,566,653.89          | 2,371.68<br>5,564,282.21              | 0.52        | Aaa<br>AA+               |
| 91282CEQ0                              | US TREASURY 2.750<br>05/15/25            | 01/03/2024<br>01/05/2024  | 6,125,000.00         | 5,976,660.16<br>0.00                    | 5,976,660.16         | 4.61                 | 05/15/2025       | 227                 | 99.06<br>6,067,338.88          | 9,929.21<br>6,057,409.67              | 0.57        | Aaa<br>AA+               |
| 91282CEY3                              | US TREASURY 3.000<br>07/15/25            | 01/03/2024<br>01/05/2024  | 6,050,000.00         | 5,917,892.58<br>0.00                    | 5,917,892.58         | 4.49                 | 07/15/2025       | 288                 | 99.17<br>5,999,898.44          | 17,968.15<br>5,981,930.29             | 0.56        | Aaa<br>AA+               |
| 91282CFP1                              | US TREASURY 4.250<br>10/15/25            | 12/28/2023<br>01/02/2024  | 5,000,000.00         | 4,989,648.44<br>0.00                    | 4,989,648.44         | 4.37                 | 10/15/2025       | 380                 | 100.30<br>5,014,843.75         | 20,860.99<br>4,993,982.76             | 0.47        | Aaa<br>AA+               |
| <b>U.S. TREASURIES<br/>TOTAL</b>       |  |                           | <b>22,795,000.00</b> | <b>22,338,674.62<br/>0.00</b>           | <b>22,338,674.62</b> | <b>4.56</b>          |                  | <b>255</b>          | <b>99.36<br/>22,648,734.96</b> | <b>51,130.03<br/>22,597,604.93</b>    | <b>2.13</b> | <b>AA+</b>               |
| <b>U.S. AGENCIES</b>                   |  |                           |                      |   |                      |                      |                  |                     |                                |                                       |             |                          |
| 3130AYCN4                              | FHLBANKS 4.750<br>01/03/25               | 01/03/2024<br>01/05/2024  | 5,500,000.00         | 5,495,380.00<br>0.00                    | 5,495,380.00         | 4.84                 | 01/03/2025       | 95                  | 99.97<br>5,498,130.00          | (676.92)<br>5,498,806.92              | 0.52        | Aaa<br>AA+               |
| 3130AWLY4                              | FHLBANKS 5.125<br>06/13/25               | 01/03/2024<br>01/05/2024  | 6,930,000.00         | 6,981,836.40<br>0.00                    | 6,981,836.40         | 4.58                 | 06/13/2025       | 256                 | 100.56<br>6,968,669.40         | 13,491.72<br>6,955,177.68             | 0.66        | Aaa<br>AA+               |
| 3135G05X7                              | FANNIE MAE 0.375<br>08/25/25             | 01/03/2024<br>01/05/2024  | 5,870,000.00         | 5,491,150.20<br>0.00                    | 5,491,150.20         | 4.50                 | 08/25/2025       | 329                 | 96.78<br>5,681,162.10          | 18,959.31<br>5,662,202.79             | 0.53        | Aaa<br>AA+               |
| <b>U.S. AGENCIES<br/>TOTAL</b>         |  |                           | <b>18,300,000.00</b> | <b>17,968,366.60<br/>0.00</b>           | <b>17,968,366.60</b> | <b>4.63</b>          |                  | <b>230</b>          | <b>99.20<br/>18,147,961.50</b> | <b>31,774.11<br/>18,116,187.39</b>    | <b>1.71</b> | <b>AA+</b>               |
| <b>PFC 2023 PROJECT<br/>FUND TOTAL</b> |  |                           | <b>83,712,451.37</b> | <b>81,399,622.24<br/>0.00</b>           | <b>81,399,622.24</b> | <b>4.82</b>          |                  | <b>165</b>          | <b>82,908,503.03</b>           | <b>82,904.14<br/>82,825,598.89</b>    | <b>7.80</b> | <b>AA</b>                |



## Position Statement

| CUSIP                              | DESCRIPTION                                      | TRADE DATE<br>SETTLE DATE | PAR VALUE             | PRINCIPAL COST<br>PURCHASED<br>INTEREST | TOTAL COST            | YIELD TO<br>MATURITY | MATURITY<br>DATE | DAYS TO<br>MATURITY | MARKET PRICE<br>MARKET VALUE   | UNREALIZED<br>GAIN/LOSS<br>BOOK VALUE | % OF<br>MV   | MOODY'S<br>S&P<br>RATING |
|------------------------------------|--|---------------------------|-----------------------|---|-----------------------|----------------------|------------------|---------------------|--------------------------------|---------------------------------------|--------------|--------------------------|
| <b>POOLED INVESTMENT PORTFOLIO</b> |  |                           |                       |   |                       |                      |                  |                     |                                |                                       |              |                          |
| <b>BANK DEPOSITS</b>               |  |                           |                       |   |                       |                      |                  |                     |                                |                                       |              |                          |
| CADENCEBANK                        | Cadence Bank                                     | 09/30/2024<br>09/30/2024  | 22,971,868.44         | 22,971,868.44<br>0.00                   | 22,971,868.44         | 0.00                 |                  | 1                   | 1.00<br>22,971,868.44          | 0.00<br>22,971,868.44                 | 2.16         | NA                       |
| <b>BANK DEPOSITS TOTAL</b>         |  |                           | <b>22,971,868.44</b>  | <b>22,971,868.44<br/>0.00</b>           | <b>22,971,868.44</b>  | <b>0.00</b>          |                  | <b>1</b>            | <b>1.00<br/>22,971,868.44</b>  | <b>0.00<br/>22,971,868.44</b>         | <b>2.16</b>  | <b>NA</b>                |
| <b>LGIP</b>                        |  |                           |                       |   |                       |                      |                  |                     |                                |                                       |              |                          |
| TXRANGE                            | Texas Range TexasDAILY Fund                      | 09/30/2024<br>09/30/2024  | 3,964.10              | 3,964.10<br>0.00                        | 3,964.10              | 4.98                 |                  | 1                   | 1.00<br>3,964.10               | 0.00<br>3,964.10                      | 0.00         | AAA                      |
| LOGIC                              | LOGIC  | 09/30/2024<br>09/30/2024  | 14,394,857.93         | 14,394,857.93<br>0.00                   | 14,394,857.93         | 5.04                 |                  | 1                   | 1.00<br>14,394,857.93          | 0.00<br>14,394,857.93                 | 1.35         | AAA                      |
| TXCLASS                            | Texas CLASS                                      | 09/30/2024<br>09/30/2024  | 230,716,383.52        | 230,716,383.52<br>0.00                  | 230,716,383.52        | 5.06                 |                  | 1                   | 1.00<br>230,716,383.52         | 0.00<br>230,716,383.52                | 21.69        | AAA                      |
| 139999998                          | Texas Connect                                    | 09/30/2024<br>09/30/2024  | 50,231,583.63         | 50,231,583.63<br>0.00                   | 50,231,583.63         | 5.05                 |                  | 1                   | 1.00<br>50,231,583.63          | 0.00<br>50,231,583.63                 | 4.72         |                          |
| <b>LGIP TOTAL</b>                  |  |                           | <b>295,346,789.18</b> | <b>295,346,789.18<br/>0.00</b>          | <b>295,346,789.18</b> | <b>5.06</b>          |                  | <b>1</b>            | <b>1.00<br/>295,346,789.18</b> | <b>0.00<br/>295,346,789.18</b>        | <b>27.77</b> | <b>AAA</b>               |
| <b>MONEY MARKET FUNDS</b>          |  |                           |                       |   |                       |                      |                  |                     |                                |                                       |              |                          |
| 31846V567                          | FIRST AMER:GVT OBLG;Z                            | 09/30/2024<br>09/30/2024  | 32,387,790.21         | 32,387,790.21<br>0.00                   | 32,387,790.21         | 4.78                 |                  | 1                   | 1.00<br>32,387,790.21          | 0.00<br>32,387,790.21                 | 3.05         | Aaa<br>AAA               |
| <b>MONEY MARKET FUNDS TOTAL</b>    |  |                           | <b>32,387,790.21</b>  | <b>32,387,790.21<br/>0.00</b>           | <b>32,387,790.21</b>  | <b>4.78</b>          |                  | <b>1</b>            | <b>1.00<br/>32,387,790.21</b>  | <b>0.00<br/>32,387,790.21</b>         | <b>3.05</b>  | <b>AAA</b>               |
| <b>COMMERCIAL PAPER</b>            |  |                           |                       |   |                       |                      |                  |                     |                                |                                       |              |                          |
| 62479LK38                          | MUFG Bank, Ltd. - New York Branch 0.0 10/03/2024 | 01/31/2024<br>01/31/2024  | 12,650,000.00         | 12,212,605.17<br>0.00                   | 12,212,605.17         | 5.22                 | 10/03/2024       | 3                   | 99.97<br>12,646,443.94         | 0.00<br>12,646,443.94                 | 1.19         | P-1<br>A-1               |
| 06054NK34                          | BofA Securities, Inc. 0.0 10/03/2024             | 12/05/2023<br>12/06/2023  | 10,000,000.00         | 9,552,872.22<br>0.00                    | 9,552,872.22          | 5.53                 | 10/03/2024       | 3                   | 99.97<br>9,997,038.89          | 0.00<br>9,997,038.89                  | 0.94         | P-1<br>A-1               |
| 50244LKU7                          | LVMH 10/28/24                                    | 04/24/2024<br>04/26/2024  | 15,000,000.00         | 14,589,916.67<br>0.00                   | 14,589,916.67         | 5.47                 | 10/28/2024       | 28                  | 99.60<br>14,940,150.00         | 0.00<br>14,940,150.00                 | 1.40         | P-1<br>A-1+              |
| 05253AL16                          | ANZ BANK 11/01/24                                | 01/31/2024<br>02/01/2024  | 7,000,000.00          | 6,736,275.00<br>0.00                    | 6,736,275.00          | 5.11                 | 11/01/2024       | 32                  | 99.57<br>6,970,162.50          | 0.00<br>6,970,162.50                  | 0.66         | P-1                      |
| 06054NL41                          | BOFA SECURITIES 11/04/24                         | 12/05/2023<br>12/06/2023  | 15,000,000.00         | 14,262,416.67<br>0.00                   | 14,262,416.67         | 5.51                 | 11/04/2024       | 35                  | 99.50<br>14,924,916.67         | (0.00)<br>14,924,916.67               | 1.40         | P-1<br>A-1               |
| 4497W0LN6                          | ING US FUNDING 11/22/24                          | 04/24/2024<br>04/25/2024  | 15,000,000.00         | 14,531,404.17<br>0.00                   | 14,531,404.17         | 5.49                 | 11/22/2024       | 53                  | 99.23<br>14,884,516.67         | 0.00<br>14,884,516.67                 | 1.40         | P-1<br>A-2               |
| 06741FMG9                          | BARCLAYS BNK PLC 12/16/24                        | 04/24/2024<br>04/25/2024  | 15,000,000.00         | 14,477,125.00<br>0.00                   | 14,477,125.00         | 5.51                 | 12/16/2024       | 77                  | 98.87<br>14,830,900.00         | 0.00<br>14,830,900.00                 | 1.39         | P-1<br>A-1               |
| 89119AMGO                          | TD 12/16/24                                      | 12/21/2023<br>12/22/2023  | 12,500,000.00         | 11,883,750.00<br>0.00                   | 11,883,750.00         | 5.12                 | 12/16/2024       | 77                  | 98.96<br>12,369,902.78         | (0.00)<br>12,369,902.78               | 1.16         | P-1<br>A-1+              |





## Position Statement

| CUSIP                               | DESCRIPTION                        | TRADE DATE<br>SETTLE DATE | PAR VALUE             | PRINCIPAL COST<br>PURCHASED<br>INTEREST | TOTAL COST            | YIELD TO<br>MATURITY | MATURITY<br>DATE | DAYS TO<br>MATURITY | MARKET PRICE<br>MARKET VALUE    | UNREALIZED<br>GAIN/LOSS<br>BOOK VALUE  | % OF<br>MV   | MOODY'S<br>S&P<br>RATING |
|-------------------------------------|------------------------------------|---------------------------|-----------------------|---|-----------------------|----------------------|------------------|---------------------|---------------------------------|--|--------------|--------------------------|
| 63873JNH9                           | NATIXIS NY 01/17/25                | 04/24/2024<br>04/25/2024  | 15,000,000.00         | 14,412,600.00<br>0.00                   | 14,412,600.00         | 5.46                 | 01/17/2025       | 109                 | 98.42<br>14,762,400.00          | 0.00<br>14,762,400.00                  | 1.39         | P-1<br>A-1               |
| 89119ANQ7                           | TD 01/24/25                        | 03/22/2024<br>03/25/2024  | 15,000,000.00         | 14,353,145.83<br>0.00                   | 14,353,145.83         | 5.27                 | 01/24/2025       | 116                 | 98.37<br>14,756,104.17          | 0.00<br>14,756,104.17                  | 1.39         | P-1<br>A-1+              |
| 05571BQR7                           | BPCE 03/25/25                      | 04/24/2024<br>04/25/2024  | 15,000,000.00         | 14,266,591.67<br>0.00                   | 14,266,591.67         | 5.48                 | 03/25/2025       | 176                 | 97.44<br>14,615,729.17          | 0.00<br>14,615,729.17                  | 1.37         | P-1<br>A-1               |
| 85324TRQ1                           | STD CHARTERED BK<br>04/24/25       | 04/24/2024<br>04/25/2024  | 15,000,000.00         | 14,202,233.33<br>0.00                   | 14,202,233.33         | 5.48                 | 04/24/2025       | 206                 | 97.00<br>14,550,708.33          | 0.00<br>14,550,708.33                  | 1.37         | P-1<br>A-1               |
| <b>COMMERCIAL PA-<br/>PER TOTAL</b> |                                    |                           | <b>162,150,000.00</b> | <b>155,480,935.73<br/>0.00</b>          | <b>155,480,935.73</b> | <b>5.40</b>          |                  | <b>81</b>           | <b>98.84<br/>160,248,973.11</b> | <b>0.00<br/>160,248,973.11</b>         | <b>15.07</b> | <b>A+</b>                |
| <b>U.S. TREASURIES</b>              |                                    |                           |                       |   |                       |                      |                  |                     |                                 |  |              |                          |
| 912828J27                           | US TREASURY 2.000<br>02/15/25      | 03/19/2024<br>03/20/2024  | 7,332,000.00          | 7,129,224.38<br>0.00                    | 7,129,224.38          | 5.16                 | 02/15/2025       | 138                 | 99.05<br>7,262,403.26           | 14,078.74<br>7,248,324.52              | 0.68         | Aaa<br>AA+               |
| 912828J27                           | US TREASURY 2.000<br>02/15/25      | 12/07/2023<br>12/08/2023  | 20,000,000.00         | 19,322,656.25<br>0.00                   | 19,322,656.25         | 4.97                 | 02/15/2025       | 138                 | 99.05<br>19,810,156.20          | 23,480.55<br>19,786,675.65             | 1.86         | Aaa<br>AA+               |
| 91282CHD6                           | US TREASURY 4.250<br>05/31/25      | 12/05/2023<br>12/06/2023  | 10,000,000.00         | 9,921,875.00<br>0.00                    | 9,921,875.00          | 4.80                 | 05/31/2025       | 243                 | 100.02<br>10,001,562.50         | 36,444.88<br>9,965,117.62              | 0.94         | Aaa<br>AA+               |
| 91282CFE6                           | US TREASURY 3.125<br>08/15/25      | 12/05/2023<br>12/06/2023  | 20,000,000.00         | 19,491,406.25<br>0.00                   | 19,491,406.25         | 4.70                 | 08/15/2025       | 319                 | 99.20<br>19,839,843.80          | 101,547.38<br>19,738,296.42            | 1.87         | Aaa<br>AA+               |
| 91282CFP1                           | US TREASURY 4.250<br>10/15/25      | 04/29/2024<br>04/30/2024  | 12,000,000.00         | 11,857,968.75<br>20,901.64              | 11,878,870.39         | 5.10                 | 10/15/2025       | 380                 | 100.30<br>12,035,625.00         | 136,619.08<br>11,899,005.92            | 1.13         | Aaa<br>AA+               |
| 91282CGL9                           | US TREASURY 4.000<br>02/15/26      | 12/08/2023<br>12/11/2023  | 20,000,000.00         | 19,742,968.76<br>0.00                   | 19,742,968.76         | 4.62                 | 02/15/2026       | 503                 | 100.26<br>20,052,343.80         | 214,238.00<br>19,838,105.80            | 1.89         | Aaa<br>AA+               |
| 91282CHB0                           | US TREASURY 3.625<br>05/15/26      | 12/08/2023<br>12/11/2023  | 10,000,000.00         | 9,792,187.49<br>0.00                    | 9,792,187.49          | 4.54                 | 05/15/2026       | 592                 | 99.85<br>9,985,156.30           | 123,776.16<br>9,861,380.14             | 0.94         | Aaa<br>AA+               |
| 91282CHU8                           | US TREASURY 4.375<br>08/15/26      | 12/08/2023<br>12/11/2023  | 20,000,000.00         | 19,942,968.75<br>0.00                   | 19,942,968.75         | 4.49                 | 08/15/2026       | 684                 | 101.26<br>20,252,343.80         | 292,172.37<br>19,960,171.43            | 1.90         | Aaa<br>AA+               |
| 912828V98                           | US TREASURY 2.250<br>02/15/27      | 12/07/2023<br>12/08/2023  | 15,000,000.00         | 14,107,031.24<br>0.00                   | 14,107,031.24         | 4.27                 | 02/15/2027       | 868                 | 96.92<br>14,538,281.25          | 202,833.97<br>14,335,447.28            | 1.37         | Aaa<br>AA+               |
| 91282CFH9                           | US TREASURY 3.125<br>08/31/27      | 04/23/2024<br>04/24/2024  | 15,000,000.00         | 14,258,203.13<br>0.00                   | 14,258,203.13         | 4.74                 | 08/31/2027       | 1,065               | 98.77<br>14,816,015.70          | 460,845.66<br>14,355,170.04            | 1.39         | Aaa<br>AA+               |
| 91282CGP0                           | US TREASURY 4.000<br>02/29/28      | 04/23/2024<br>04/24/2024  | 15,000,000.00         | 14,632,031.25<br>0.00                   | 14,632,031.25         | 4.70                 | 02/29/2028       | 1,247               | 101.38<br>15,206,250.00         | 532,344.64<br>14,673,905.36            | 1.43         | Aaa<br>AA+               |
| <b>U.S. TREASURIES<br/>TOTAL</b>    |                                    |                           | <b>164,332,000.00</b> | <b>160,198,521.25<br/>20,901.64</b>     | <b>160,219,422.89</b> | <b>4.71</b>          |                  | <b>576</b>          | <b>99.69<br/>163,799,981.61</b> | <b>2,138,381.43<br/>161,661,600.18</b> | <b>15.40</b> | <b>AA+</b>               |
| <b>U.S. AGENCIES</b>                |                                    |                           |                       |   |                       |                      |                  |                     |                                 |  |              |                          |
| 3135G06G3                           | FANNIE MAE 0.500<br>11/07/25       | 12/05/2023<br>12/06/2023  | 15,000,000.00         | 13,868,430.00<br>0.00                   | 13,868,430.00         | 4.65                 | 11/07/2025       | 403                 | 96.37<br>14,454,750.00          | 103,320.16<br>14,351,429.84            | 1.36         | Aaa<br>AA+               |
| 3130AXU63                           | FHLBANKS 4.625 11/17/26            | 12/08/2023<br>12/11/2023  | 15,000,000.00         | 15,039,450.00<br>0.00                   | 15,039,450.00         | 4.53                 | 11/17/2026       | 778                 | 101.94<br>15,290,850.00         | 262,237.15<br>15,028,612.85            | 1.44         | Aaa<br>AA+               |
| 3133ERCF6                           | FED FARM CR BNKS<br>4.625 10/23/28 | 04/23/2024<br>04/24/2024  | 15,000,000.00         | 14,962,800.00<br>1,927.08               | 14,964,727.08         | 4.69                 | 10/23/2028       | 1,484               | 103.65<br>15,547,200.00         | 580,777.36<br>14,966,422.64            | 1.46         | Aaa<br>AA+               |
| 3130AVBD3                           | FHLBANKS 4.500<br>03/09/29         | 04/23/2024<br>04/24/2024  | 15,000,000.00         | 14,886,975.00<br>0.00                   | 14,886,975.00         | 4.67                 | 03/09/2029       | 1,621               | 103.43<br>15,514,500.00         | 617,365.45<br>14,897,134.55            | 1.46         | Aaa<br>AA+               |



## Position Statement

| CUSIP  | DESCRIPTION                        | TRADE DATE<br>SETTLE DATE | PAR VALUE             | PRINCIPAL COST<br>PURCHASED<br>INTEREST | TOTAL COST            | YIELD TO<br>MATURITY | MATURITY<br>DATE | DAYS TO<br>MATURITY | MARKET PRICE<br>MARKET VALUE    | UNREALIZED<br>GAIN/LOSS<br>BOOK VALUE  | % OF<br>MV   | MOODY'S<br>S&P<br>RATING |
|--|------------------------------------|---------------------------|-----------------------|---|-----------------------|----------------------|------------------|---------------------|---------------------------------|--|--------------|--------------------------|
| 3133ERDH1  | FED FARM CR BNKS<br>4.750 04/30/29 | 05/08/2024<br>05/09/2024  | 15,000,000.00         | 15,126,212.40<br>17,812.50              | 15,144,024.90         | 4.56                 | 04/30/2029       | 1,673               | 104.57<br>15,685,800.00         | 569,659.59<br>15,116,140.41            | 1.47         | Aaa<br>AA+               |
| <b>U.S. AGENCIES<br/>TOTAL</b>                   |                                    |                           | <b>75,000,000.00</b>  | <b>73,883,867.40<br/>19,739.58</b>      | <b>73,903,606.98</b>  | <b>4.62</b>          |                  | <b>1,205</b>        | <b>102.08<br/>76,493,100.00</b> | <b>2,133,359.70<br/>74,359,740.30</b>  | <b>7.19</b>  | <b>AA+</b>               |
| <b>POOLED<br/>INVESTMENT<br/>PORTFOLIO TOTAL</b> |                                    |                           | <b>752,188,447.83</b> | <b>740,269,772.21<br/>40,641.22</b>     | <b>740,310,413.43</b> | <b>4.84</b>          |                  | <b>266</b>          | <b>751,248,502.56</b>           | <b>4,271,741.13<br/>746,976,761.42</b> | <b>70.64</b> | <b>AA</b>                |

| <b>REVENUE REF<br/>BONDS 2021A</b>       |                               |                          |                     |                              |                     |             |            |            |                               |                                   |             |            |
|--|-------------------------------|--------------------------|---------------------|------------------------------|---------------------|-------------|------------|------------|-------------------------------|-----------------------------------|-------------|------------|
| <b>MONEY MARKET<br/>FUNDS</b>            |                               |                          |                     |                              |                     |             |            |            |                               |                                   |             |            |
| 316175603                                | FIDELITY IMM:GOVT;III         | 09/30/2024<br>09/30/2024 | 3,091,385.69        | 3,091,385.69<br>0.00         | 3,091,385.69        | 4.58        |            | 1          | 1.00<br>3,091,385.69          | 0.00<br>3,091,385.69              | 0.29        | Aaa<br>AAA |
| <b>MONEY MARKET<br/>FUNDS TOTAL</b>      |                               |                          | <b>3,091,385.69</b> | <b>3,091,385.69<br/>0.00</b> | <b>3,091,385.69</b> | <b>4.58</b> |            | <b>1</b>   | <b>1.00<br/>3,091,385.69</b>  | <b>0.00<br/>3,091,385.69</b>      | <b>0.29</b> | <b>AAA</b> |
| <b>U.S. TREASURIES</b>                   |                               |                          |                     |                              |                     |             |            |            |                               |                                   |             |            |
| 912828J27                                | US TREASURY 2.000<br>02/15/25 | 03/19/2024<br>03/20/2024 | 6,074,000.00        | 5,906,015.94<br>0.00         | 5,906,015.94        | 5.16        | 02/15/2025 | 138        | 99.05<br>6,016,344.44         | 11,663.16<br>6,004,681.28         | 0.57        | Aaa<br>AA+ |
| <b>U.S. TREASURIES<br/>TOTAL</b>         |                               |                          | <b>6,074,000.00</b> | <b>5,906,015.94<br/>0.00</b> | <b>5,906,015.94</b> | <b>5.16</b> |            | <b>138</b> | <b>99.05<br/>6,016,344.44</b> | <b>11,663.16<br/>6,004,681.28</b> | <b>0.57</b> | <b>AA+</b> |
| <b>REVENUE REF<br/>BONDS 2021A TOTAL</b> |                               |                          | <b>9,165,385.69</b> | <b>8,997,401.63<br/>0.00</b> | <b>8,997,401.63</b> | <b>4.96</b> |            | <b>91</b>  | <b>9,107,730.13</b>           | <b>11,663.16<br/>9,096,066.97</b> | <b>0.86</b> | <b>AA+</b> |

| <b>SENIOR LIEN DSR<br/>2014</b>       |                               |                          |                     |                              |                     |             |            |              |                               |                                    |             |            |
|---------------------------------------|-------------------------------|--------------------------|---------------------|------------------------------|---------------------|-------------|------------|--------------|-------------------------------|------------------------------------|-------------|------------|
| <b>MONEY MARKET<br/>FUNDS</b>         |                               |                          |                     |                              |                     |             |            |              |                               |                                    |             |            |
| 316175603                             | FIDELITY IMM:GOVT;III         | 09/30/2024<br>09/30/2024 | 86,536.09           | 86,536.09<br>0.00            | 86,536.09           | 4.58        |            | 1            | 1.00<br>86,536.09             | 0.00<br>86,536.09                  | 0.01        | Aaa<br>AAA |
| <b>MONEY MARKET<br/>FUNDS TOTAL</b>   |                               |                          | <b>86,536.09</b>    | <b>86,536.09<br/>0.00</b>    | <b>86,536.09</b>    | <b>4.58</b> |            | <b>1</b>     | <b>1.00<br/>86,536.09</b>     | <b>0.00<br/>86,536.09</b>          | <b>0.01</b> | <b>AAA</b> |
| <b>U.S. TREASURIES</b>                |                               |                          |                     |                              |                     |             |            |              |                               |                                    |             |            |
| 9128286B1                             | US TREASURY 2.625<br>02/15/29 | 05/29/2024<br>05/30/2024 | 3,200,000.00        | 2,926,750.00<br>0.00         | 2,926,750.00        | 4.66        | 02/15/2029 | 1,599        | 96.15<br>3,076,750.02         | 130,323.48<br>2,946,426.54         | 0.29        | Aaa<br>AA+ |
| <b>U.S. TREASURIES<br/>TOTAL</b>      |                               |                          | <b>3,200,000.00</b> | <b>2,926,750.00<br/>0.00</b> | <b>2,926,750.00</b> | <b>4.66</b> |            | <b>1,599</b> | <b>96.15<br/>3,076,750.02</b> | <b>130,323.48<br/>2,946,426.54</b> | <b>0.29</b> | <b>AA+</b> |
| <b>SENIOR LIEN DSR<br/>2014 TOTAL</b> |                               |                          | <b>3,286,536.09</b> | <b>3,013,286.09<br/>0.00</b> | <b>3,013,286.09</b> | <b>4.66</b> |            | <b>1,555</b> | <b>3,163,286.11</b>           | <b>130,323.48<br/>3,032,962.63</b> | <b>0.30</b> | <b>AA+</b> |



## Position Statement

| CUSIP                                  | DESCRIPTION                   | TRADE DATE<br>SETTLE DATE | PAR VALUE           | PRINCIPAL COST<br>PURCHASED<br>INTEREST | TOTAL COST          | YIELD TO<br>MATURITY | MATURITY<br>DATE | DAYS TO<br>MATURITY | MARKET PRICE<br>MARKET VALUE  | UNREALIZED<br>GAIN/LOSS<br>BOOK VALUE | % OF<br>MV    | MOODY'S<br>S&P<br>RATING |
|--|-------------------------------|---------------------------|---------------------|---|---------------------|----------------------|------------------|---------------------|-------------------------------|---------------------------------------|---------------|--------------------------|
| <b>SENIOR LIEN DSR<br/>2016</b>        |                               |                           |                     |   |                     |                      |                  |                     |                               |                                       |               |                          |
| <b>MONEY MARKET<br/>FUNDS</b>          |                               |                           |                     |   |                     |                      |                  |                     |                               |                                       |               |                          |
| 316175603                              | FIDELITY IMM:GOVT;III         | 09/30/2024<br>09/30/2024  | 118,824.61          | 118,824.61<br>0.00                      | 118,824.61          | 4.58                 |                  | 1                   | 1.00<br>118,824.61            | 0.00<br>118,824.61                    | 0.01          | Aaa<br>AAA               |
| <b>MONEY MARKET<br/>FUNDS TOTAL</b>    |                               |                           | <b>118,824.61</b>   | <b>118,824.61<br/>0.00</b>              | <b>118,824.61</b>   | <b>4.58</b>          |                  | <b>1</b>            | <b>1.00<br/>118,824.61</b>    | <b>0.00<br/>118,824.61</b>            | <b>0.01</b>   | <b>AAA</b>               |
| <b>U.S. TREASURIES</b>                 |                               |                           |                     |   |                     |                      |                  |                     |                               |                                       |               |                          |
| 9128286B1                              | US TREASURY 2.625<br>02/15/29 | 05/29/2024<br>05/30/2024  | 5,200,000.00        | 4,755,968.75<br>0.00                    | 4,755,968.75        | 4.66                 | 02/15/2029       | 1,599               | 96.15<br>4,999,718.78         | 211,775.65<br>4,787,943.13            | 0.47          | Aaa<br>AA+               |
| <b>U.S. TREASURIES<br/>TOTAL</b>       |                               |                           | <b>5,200,000.00</b> | <b>4,755,968.75<br/>0.00</b>            | <b>4,755,968.75</b> | <b>4.66</b>          |                  | <b>1,599</b>        | <b>96.15<br/>4,999,718.78</b> | <b>211,775.65<br/>4,787,943.13</b>    | <b>0.47</b>   | <b>AA+</b>               |
| <b>SENIOR LIEN DSR<br/>2016 TOTAL</b>  |                               |                           | <b>5,318,824.61</b> | <b>4,874,793.36<br/>0.00</b>            | <b>4,874,793.36</b> | <b>4.66</b>          |                  | <b>1,562</b>        | <b>5,118,543.39</b>           | <b>211,775.65<br/>4,906,767.74</b>    | <b>0.48</b>   | <b>AA+</b>               |
| <b>SENIOR LIEN TRRB<br/>2014</b>       |                               |                           |                     |   |                     |                      |                  |                     |                               |                                       |               |                          |
| <b>BANK DEPOSITS</b>                   |                               |                           |                     |   |                     |                      |                  |                     |                               |                                       |               |                          |
| CCYUSD                                 | Cash                          | 09/30/2024<br>09/30/2024  | (0.01)              | (0.01)<br>0.00                          | (0.01)              | 0.00                 |                  | 1                   | 1.00<br>-0.01                 | 0.00<br>-0.01                         | (0.00)        | Aaa<br>AAA               |
| <b>BANK DEPOSITS<br/>TOTAL</b>         |                               |                           | <b>(0.01)</b>       | <b>(0.01)<br/>0.00</b>                  | <b>(0.01)</b>       | <b>0.00</b>          |                  | <b>1</b>            | <b>1.00<br/>-0.01</b>         | <b>0.00<br/>-0.01</b>                 | <b>(0.00)</b> | <b>AAA</b>               |
| <b>MONEY MARKET<br/>FUNDS</b>          |                               |                           |                     |   |                     |                      |                  |                     |                               |                                       |               |                          |
| 316175603                              | FIDELITY IMM:GOVT;III         | 09/30/2024<br>09/30/2024  | 3,138,117.75        | 3,138,117.75<br>0.00                    | 3,138,117.75        | 4.58                 |                  | 1                   | 1.00<br>3,138,117.75          | 0.00<br>3,138,117.75                  | 0.30          | Aaa<br>AAA               |
| <b>MONEY MARKET<br/>FUNDS TOTAL</b>    |                               |                           | <b>3,138,117.75</b> | <b>3,138,117.75<br/>0.00</b>            | <b>3,138,117.75</b> | <b>4.58</b>          |                  | <b>1</b>            | <b>1.00<br/>3,138,117.75</b>  | <b>0.00<br/>3,138,117.75</b>          | <b>0.30</b>   | <b>AAA</b>               |
| <b>SENIOR LIEN TRRB<br/>2014 TOTAL</b> |                               |                           | <b>3,138,117.75</b> | <b>3,138,117.75<br/>0.00</b>            | <b>3,138,117.75</b> | <b>4.58</b>          |                  | <b>1</b>            | <b>3,138,117.75</b>           | <b>0.00<br/>3,138,117.75</b>          | <b>0.30</b>   | <b>AAA</b>               |
| <b>SENIOR LIEN TRRB<br/>2016</b>       |                               |                           |                     |   |                     |                      |                  |                     |                               |                                       |               |                          |
| <b>MONEY MARKET<br/>FUNDS</b>          |                               |                           |                     |   |                     |                      |                  |                     |                               |                                       |               |                          |
| 316175603                              | FIDELITY IMM:GOVT;III         | 09/30/2024<br>09/30/2024  | 4,666,710.41        | 4,666,710.41<br>0.00                    | 4,666,710.41        | 4.58                 |                  | 1                   | 1.00<br>4,666,710.41          | 0.00<br>4,666,710.41                  | 0.44          | Aaa<br>AAA               |
| <b>MONEY MARKET<br/>FUNDS TOTAL</b>    |                               |                           | <b>4,666,710.41</b> | <b>4,666,710.41<br/>0.00</b>            | <b>4,666,710.41</b> | <b>4.58</b>          |                  | <b>1</b>            | <b>1.00<br/>4,666,710.41</b>  | <b>0.00<br/>4,666,710.41</b>          | <b>0.44</b>   | <b>AAA</b>               |
| <b>SENIOR LIEN TRRB<br/>2016 TOTAL</b> |                               |                           | <b>4,666,710.41</b> | <b>4,666,710.41<br/>0.00</b>            | <b>4,666,710.41</b> | <b>4.58</b>          |                  | <b>1</b>            | <b>4,666,710.41</b>           | <b>0.00<br/>4,666,710.41</b>          | <b>0.44</b>   | <b>AAA</b>               |



## Position Statement

| CUSIP                                       | DESCRIPTION                   | TRADE DATE<br>SETTLE DATE | PAR VALUE           | PRINCIPAL COST<br>PURCHASED<br>INTEREST | TOTAL COST          | YIELD TO<br>MATURITY | MATURITY<br>DATE | DAYS TO<br>MATURITY | MARKET PRICE<br>MARKET VALUE  | UNREALIZED<br>GAIN/LOSS<br>BOOK VALUE | % OF<br>MV    | MOODY'S<br>S&P<br>RATING |
|---|-------------------------------|---------------------------|---------------------|---|---------------------|----------------------|------------------|---------------------|-------------------------------|---------------------------------------|---------------|--------------------------|
| <b>SENIOR LIEN TRRB<br/>2021</b>            |                               |                           |                     |   |                     |                      |                  |                     |                               |                                       |               |                          |
| <b>BANK DEPOSITS</b>                        |                               |                           |                     |   |                     |                      |                  |                     |                               |                                       |               |                          |
| CCYUSD                                      | Cash                          | 09/30/2024<br>09/30/2024  | (0.01)              | (0.01)<br>0.00                          | (0.01)              | 0.00                 |                  | 1                   | 1.00<br>-0.01                 | 0.00<br>-0.01                         | (0.00)        | Aaa<br>AAA               |
| <b>BANK DEPOSITS<br/>TOTAL</b>              |                               |                           | <b>(0.01)</b>       | <b>(0.01)<br/>0.00</b>                  | <b>(0.01)</b>       | <b>0.00</b>          |                  | <b>1</b>            | <b>1.00<br/>-0.01</b>         | <b>0.00<br/>-0.01</b>                 | <b>(0.00)</b> | <b>AAA</b>               |
| <b>MONEY MARKET<br/>FUNDS</b>               |                               |                           |                     |   |                     |                      |                  |                     |                               |                                       |               |                          |
| 316175603                                   | FIDELITY IMM:GOVT;III         | 09/30/2024<br>09/30/2024  | 4,140,004.94        | 4,140,004.94<br>0.00                    | 4,140,004.94        | 4.58                 |                  | 1                   | 1.00<br>4,140,004.94          | 0.00<br>4,140,004.94                  | 0.39          | Aaa<br>AAA               |
| <b>MONEY MARKET<br/>FUNDS TOTAL</b>         |                               |                           | <b>4,140,004.94</b> | <b>4,140,004.94<br/>0.00</b>            | <b>4,140,004.94</b> | <b>4.58</b>          |                  | <b>1</b>            | <b>1.00<br/>4,140,004.94</b>  | <b>0.00<br/>4,140,004.94</b>          | <b>0.39</b>   | <b>AAA</b>               |
| <b>U.S. TREASURIES</b>                      |                               |                           |                     |   |                     |                      |                  |                     |                               |                                       |               |                          |
| 9128286B1                                   | US TREASURY 2.625<br>02/15/29 | 05/29/2024<br>05/30/2024  | 2,250,000.00        | 2,057,871.09<br>0.00                    | 2,057,871.09        | 4.66                 | 02/15/2029       | 1,599               | 96.15<br>2,163,339.86         | 91,633.70<br>2,071,706.16             | 0.20          | Aaa<br>AA+               |
| <b>U.S. TREASURIES<br/>TOTAL</b>            |                               |                           | <b>2,250,000.00</b> | <b>2,057,871.09<br/>0.00</b>            | <b>2,057,871.09</b> | <b>4.66</b>          |                  | <b>1,599</b>        | <b>96.15<br/>2,163,339.86</b> | <b>91,633.70<br/>2,071,706.16</b>     | <b>0.20</b>   | <b>AA+</b>               |
| <b>SENIOR LIEN TRRB<br/>2021 TOTAL</b>      |                               |                           | <b>6,390,004.94</b> | <b>6,197,876.03<br/>0.00</b>            | <b>6,197,876.03</b> | <b>4.61</b>          |                  | <b>549</b>          | <b>6,303,344.79</b>           | <b>91,633.70<br/>6,211,711.09</b>     | <b>0.59</b>   | <b>AAA</b>               |
| <b>TAX &amp; SUB LN TR REV<br/>BDS 2021</b> |                               |                           |                     |   |                     |                      |                  |                     |                               |                                       |               |                          |
| <b>BANK DEPOSITS</b>                        |                               |                           |                     |   |                     |                      |                  |                     |                               |                                       |               |                          |
| CCYUSD                                      | Cash                          | 09/30/2024<br>09/30/2024  | (0.01)              | (0.01)<br>0.00                          | (0.01)              | 0.00                 |                  | 1                   | 1.00<br>-0.01                 | 0.00<br>-0.01                         | (0.00)        | Aaa<br>AAA               |
| <b>BANK DEPOSITS<br/>TOTAL</b>              |                               |                           | <b>(0.01)</b>       | <b>(0.01)<br/>0.00</b>                  | <b>(0.01)</b>       | <b>0.00</b>          |                  | <b>1</b>            | <b>1.00<br/>-0.01</b>         | <b>0.00<br/>-0.01</b>                 | <b>(0.00)</b> | <b>AAA</b>               |
| <b>MONEY MARKET<br/>FUNDS</b>               |                               |                           |                     |   |                     |                      |                  |                     |                               |                                       |               |                          |
| 316175603                                   | FIDELITY IMM:GOVT;III         | 09/30/2024<br>09/30/2024  | 728,328.75          | 728,328.75<br>0.00                      | 728,328.75          | 4.58                 |                  | 1                   | 1.00<br>728,328.75            | 0.00<br>728,328.75                    | 0.07          | Aaa<br>AAA               |
| <b>MONEY MARKET<br/>FUNDS TOTAL</b>         |                               |                           | <b>728,328.75</b>   | <b>728,328.75<br/>0.00</b>              | <b>728,328.75</b>   | <b>4.58</b>          |                  | <b>1</b>            | <b>1.00<br/>728,328.75</b>    | <b>0.00<br/>728,328.75</b>            | <b>0.07</b>   | <b>AAA</b>               |
| <b>U.S. TREASURIES</b>                      |                               |                           |                     |   |                     |                      |                  |                     |                               |                                       |               |                          |
| 912828J27                                   | US TREASURY 2.000<br>02/15/25 | 03/19/2024<br>03/20/2024  | 1,256,000.00        | 1,221,263.75<br>0.00                    | 1,221,263.75        | 5.16                 | 02/15/2025       | 138                 | 99.05<br>1,244,077.81         | 2,411.74<br>1,241,666.07              | 0.12          | Aaa<br>AA+               |
| <b>U.S. TREASURIES<br/>TOTAL</b>            |                               |                           | <b>1,256,000.00</b> | <b>1,221,263.75<br/>0.00</b>            | <b>1,221,263.75</b> | <b>5.16</b>          |                  | <b>138</b>          | <b>99.05<br/>1,244,077.81</b> | <b>2,411.74<br/>1,241,666.07</b>      | <b>0.12</b>   | <b>AA+</b>               |



## Position Statement

| CUSIP                                 | DESCRIPTION | TRADE DATE<br>SETTLE DATE | PAR VALUE        | PRINCIPAL COST<br>PURCHASED<br>INTEREST | TOTAL COST   | YIELD TO<br>MATURITY | MATURITY<br>DATE | DAYS TO<br>MATURITY | MARKET PRICE<br>MARKET VALUE | UNREALIZED<br>GAIN/LOSS<br>BOOK VALUE | % OF<br>MV | MOODY'S<br>S&P<br>RATING |
|---------------------------------------|-------------|---------------------------|------------------|---|--------------|----------------------|------------------|---------------------|------------------------------|---------------------------------------|------------|--------------------------|
| TAX & SUB LN TR REV<br>BDS 2021 TOTAL |             |                           | 1,984,328.75     | 1,949,592.50<br>0.00                    | 1,949,592.50 | 4.95                 |                  | 87                  | 1,972,406.55                 | 2,411.74<br>1,969,994.81              | 0.19       | AA+                      |
| <b>GRAND TOTAL</b>                    |             |                           | 1,067,245,245.86 | 1,049,092,289.84<br>66,076.00           |              | 4.87                 |                  | 231                 | 1,063,482,776.90             | 4,901,719.25<br>1,058,581,057.65      | 100.00     | AA                       |

## Cash Reconciliation Report

| 2024 FBC TRA BOND PROJECT |            |  |                      |                |                      |                      |
|---------------------------|------------|--|----------------------|----------------|----------------------|----------------------|
| POST DATE                 | IDENTIFIER | DESCRIPTION  | PAR VALUE            | FINAL MATURITY | PRINCIPAL            | AMOUNT               |
| <b>BUY</b>                |            |  |                      |                |                      |                      |
| 08/30/2024                | 78013VVR0  | RBC 08/25/25   | 7,500,000.00         | 08/25/2025     | 7,176,750.00         | -7,176,750.00        |
| <b>BUY TOTAL</b>          |            |  | <b>7,500,000.00</b>  |                | <b>7,176,750.00</b>  | <b>-7,176,750.00</b> |
| POST DATE                 | IDENTIFIER | DESCRIPTION  | PAR VALUE            | FINAL MATURITY | PRINCIPAL            | AMOUNT               |
| <b>MATURITY</b>           |            |  |                      |                |                      |                      |
| 09/04/2024                | 55609EJ41  | Macquarie International Finance Limited 0.0 09/04/2024 | -7,500,000.00        | 09/04/2024     | -7,500,000.00        | 7,500,000.00         |
| <b>MATURITY TOTAL</b>     |            |  | <b>-7,500,000.00</b> |                | <b>-7,500,000.00</b> | <b>7,500,000.00</b>  |
| 2024 LIMITED TAX BD PK    |            |  |                      |                |                      |                      |
| POST DATE                 | IDENTIFIER | DESCRIPTION  | PAR VALUE            | FINAL MATURITY | PRINCIPAL            | AMOUNT               |
| <b>TRANSFER IN</b>        |            |  |                      |                |                      |                      |
| 08/30/2024                | 31846V567  | FIRST AMER:GVT OBLG;Z                                  | 8,002,266.70         | 09/30/2024     | 8,002,266.70         | 0.00                 |
| <b>TRANSFER IN TOTAL</b>  |            |  | <b>8,002,266.70</b>  |                | <b>8,002,266.70</b>  | <b>0.00</b>          |
| PFC 2023 PROJECT FUND     |            |  |                      |                |                      |                      |
| POST DATE                 | IDENTIFIER | DESCRIPTION  | PAR VALUE            | FINAL MATURITY | PRINCIPAL            | AMOUNT               |
| <b>BUY</b>                |            |  |                      |                |                      |                      |
| 08/29/2024                | 05571BQ30  | BPCE 03/03/25  | 5,000,000.00         | 03/03/2025     | 4,875,483.33         | -4,875,483.33        |
| 08/29/2024                | 17277AR17  | CISCO SYSTEMS 04/01/25                                 | 5,000,000.00         | 04/01/2025     | 4,858,756.95         | -4,858,756.95        |
| <b>BUY TOTAL</b>          |            |  | <b>10,000,000.00</b> |                | <b>9,734,240.28</b>  | <b>-9,734,240.28</b> |
| POST DATE                 | IDENTIFIER | DESCRIPTION  | PAR VALUE            | FINAL MATURITY | PRINCIPAL            | AMOUNT               |
| <b>COUPON</b>             |            |  |                      |                |                      |                      |
| 07/03/2024                | 3130AYCN4  | FHLBANKS 4.750 01/03/25                                | 0.00                 | 01/03/2025     | 0.00                 | 130,625.00           |
| 07/15/2024                | 91282CEY3  | US TREASURY 3.000 07/15/25                             | 0.00                 | 07/15/2025     | 0.00                 | 90,750.00            |
| 08/15/2024                | 912828J27  | US TREASURY 2.000 02/15/25                             | 0.00                 | 02/15/2025     | 0.00                 | 56,200.00            |
| 08/26/2024                | 3135G05X7  | FANNIE MAE 0.375 08/25/25                              | 0.00                 | 08/25/2025     | 0.00                 | 11,006.25            |
| <b>COUPON TOTAL</b>       |            |  | <b>0.00</b>          |                | <b>0.00</b>          | <b>288,581.25</b>    |
| POST DATE                 | IDENTIFIER | DESCRIPTION  | PAR VALUE            | FINAL MATURITY | PRINCIPAL            | AMOUNT               |
| <b>MATURITY</b>           |            |  |                      |                |                      |                      |
| 07/10/2024                | 06741FGA9  | Barclays Bank PLC New York Branch 0.0 07/10/2024       | -5,655,000.00        | 07/10/2024     | -5,655,000.00        | 5,655,000.00         |

## Cash Reconciliation Report

|                       |           |  |                       |            |                       |                      |
|-----------------------|-----------|--|-----------------------|------------|-----------------------|----------------------|
| 08/16/2024            | 55609EHG6 | Macquarie International Finance Limited 0.0 08/16/2024 | -5,685,000.00         | 08/16/2024 | -5,685,000.00         | 5,685,000.00         |
| 09/16/2024            | 55607KJG2 | Macquarie Bank Limited 0.0 09/16/2024                  | -5,710,000.00         | 09/16/2024 | -5,710,000.00         | 5,710,000.00         |
| <b>MATURITY TOTAL</b> |           |  | <b>-17,050,000.00</b> |            | <b>-17,050,000.00</b> | <b>17,050,000.00</b> |

### POOLED INVESTMENT PORTFOLIO

| POST DATE           | IDENTIFIER | DESCRIPTION                | PAR VALUE   | FINAL MATURITY | PRINCIPAL   | AMOUNT              |
|---------------------|------------|----------------------------|-------------|----------------|-------------|---------------------|
| <b>COUPON</b>       |            |                            |             |                |             |                     |
| 08/15/2024          | 912828J27  | US TREASURY 2.000 02/15/25 | 0.00        | 02/15/2025     | 0.00        | 273,320.00          |
| 08/15/2024          | 91282CHU8  | US TREASURY 4.375 08/15/26 | 0.00        | 08/15/2026     | 0.00        | 437,500.00          |
| 08/15/2024          | 912828V98  | US TREASURY 2.250 02/15/27 | 0.00        | 02/15/2027     | 0.00        | 168,750.00          |
| 08/15/2024          | 91282CGL9  | US TREASURY 4.000 02/15/26 | 0.00        | 02/15/2026     | 0.00        | 400,000.00          |
| 08/15/2024          | 91282CFE6  | US TREASURY 3.125 08/15/25 | 0.00        | 08/15/2025     | 0.00        | 312,500.00          |
| 09/03/2024          | 91282CGP0  | US TREASURY 4.000 02/29/28 | 0.00        | 02/29/2028     | 0.00        | 300,000.00          |
| 09/03/2024          | 91282CFH9  | US TREASURY 3.125 08/31/27 | 0.00        | 08/31/2027     | 0.00        | 234,375.00          |
| 09/09/2024          | 3130AVBD3  | FHLBANKS 4.500 03/09/29    | 0.00        | 03/09/2029     | 0.00        | 337,500.00          |
| <b>COUPON TOTAL</b> |            |                            | <b>0.00</b> |                | <b>0.00</b> | <b>2,463,945.00</b> |

| POST DATE             | IDENTIFIER | DESCRIPTION   | PAR VALUE             | FINAL MATURITY | PRINCIPAL             | AMOUNT               |
|-----------------------|------------|---|-----------------------|----------------|-----------------------|----------------------|
| <b>MATURITY</b>       |            |   |                       |                |                       |                      |
| 07/01/2024            | 87019RG18  | Swedbank AB (publ) 0.0 07/01/2024                                 | -10,300,000.00        | 07/01/2024     | -10,300,000.00        | 10,300,000.00        |
| 07/26/2024            | 22533TGS9  | Credit Agricole Corporate And Investment Bank, New 0.0 07/26/2024 | -9,000,000.00         | 07/26/2024     | -9,000,000.00         | 9,000,000.00         |
| 08/27/2024            | 9612C0HT9  | Westpac Banking Corporation 0.0 08/27/2024                        | -20,000,000.00        | 08/27/2024     | -20,000,000.00        | 20,000,000.00        |
| 09/05/2024            | 912797GL5  | UNITED STATES TREASURY 0.0 09/05/2024                             | -7,493,000.00         | 09/05/2024     | -7,493,000.00         | 7,493,000.00         |
| 09/05/2024            | 13608AJ56  | Canadian Imperial Bank of Commerce 0.0 09/05/2024                 | -10,000,000.00        | 09/05/2024     | -10,000,000.00        | 10,000,000.00        |
| 09/16/2024            | 62479LJG1  | MUFG Bank, Ltd. - New York Branch 0.0 09/16/2024                  | -12,400,000.00        | 09/16/2024     | -12,400,000.00        | 12,400,000.00        |
| <b>MATURITY TOTAL</b> |            |   | <b>-69,193,000.00</b> |                | <b>-69,193,000.00</b> | <b>69,193,000.00</b> |

### REVENUE REF BONDS 2021A

| POST DATE           | IDENTIFIER | DESCRIPTION                             | PAR VALUE   | FINAL MATURITY | PRINCIPAL   | AMOUNT           |
|---------------------|------------|---|-------------|----------------|-------------|------------------|
| <b>COUPON</b>       |            |   |             |                |             |                  |
| 08/15/2024          | 912828J27  | US TREASURY 2.000 02/15/25              | 0.00        | 02/15/2025     | 0.00        | 60,740.00        |
| 09/03/2024          | 9128282U3  | UNITED STATES TREASURY 1.875 08/31/2024 | 0.00        | 08/31/2024     | 0.00        | 26,250.00        |
| <b>COUPON TOTAL</b> |            |   | <b>0.00</b> |                | <b>0.00</b> | <b>86,990.00</b> |

## Cash Reconciliation Report

| POST DATE                    | IDENTIFIER | DESCRIPTION                             | PAR VALUE            | FINAL MATURITY | PRINCIPAL            | AMOUNT              |
|------------------------------|------------|---|----------------------|----------------|----------------------|---------------------|
| <b>MATURITY</b>              |            |   |                      |                |                      |                     |
| 08/31/2024                   | 9128282U3  | UNITED STATES TREASURY 1.875 08/31/2024 | -2,800,000.00        | 08/31/2024     | -2,800,000.00        | 2,800,000.00        |
| <b>MATURITY TOTAL</b>        |            |   | <b>-2,800,000.00</b> |                | <b>-2,800,000.00</b> | <b>2,800,000.00</b> |
| <b>SENIOR LIEN DSR 2014</b>  |            |   |                      |                |                      |                     |
| <b>COUPON</b>                |            |   |                      |                |                      |                     |
| 08/15/2024                   | 9128286B1  | US TREASURY 2.625 02/15/29              | 0.00                 | 02/15/2029     | 0.00                 | 42,000.00           |
| <b>COUPON TOTAL</b>          |            |   | <b>0.00</b>          |                | <b>0.00</b>          | <b>42,000.00</b>    |
| <b>SENIOR LIEN DSR 2016</b>  |            |   |                      |                |                      |                     |
| <b>COUPON</b>                |            |   |                      |                |                      |                     |
| 08/15/2024                   | 9128286B1  | US TREASURY 2.625 02/15/29              | 0.00                 | 02/15/2029     | 0.00                 | 68,250.00           |
| <b>COUPON TOTAL</b>          |            |   | <b>0.00</b>          |                | <b>0.00</b>          | <b>68,250.00</b>    |
| <b>SENIOR LIEN TRRB 2014</b> |            |   |                      |                |                      |                     |
| <b>COUPON</b>                |            |   |                      |                |                      |                     |
| 09/03/2024                   | 9128282U3  | UNITED STATES TREASURY 1.875 08/31/2024 | 0.00                 | 08/31/2024     | 0.00                 | 9,328.13            |
| <b>COUPON TOTAL</b>          |            |   | <b>0.00</b>          |                | <b>0.00</b>          | <b>9,328.13</b>     |
| <b>SENIOR LIEN TRRB 2016</b> |            |   |                      |                |                      |                     |
| <b>COUPON</b>                |            |   |                      |                |                      |                     |
| 09/03/2024                   | 9128282U3  | UNITED STATES TREASURY 1.875 08/31/2024 | 0.00                 | 08/31/2024     | 0.00                 | 16,312.50           |
| <b>COUPON TOTAL</b>          |            |   | <b>0.00</b>          |                | <b>0.00</b>          | <b>16,312.50</b>    |
| <b>MATURITY</b>              |            |   |                      |                |                      |                     |
| 08/31/2024                   | 9128282U3  | UNITED STATES TREASURY 1.875 08/31/2024 | -995,000.00          | 08/31/2024     | -995,000.00          | 995,000.00          |
| 09/05/2024                   | 912797GL5  | UNITED STATES TREASURY 0.0 09/05/2024   | -2,065,000.00        | 09/05/2024     | -2,065,000.00        | 2,065,000.00        |
| <b>MATURITY TOTAL</b>        |            |   | <b>-3,060,000.00</b> |                | <b>-3,060,000.00</b> | <b>3,060,000.00</b> |
| <b>SENIOR LIEN TRRB 2016</b> |            |   |                      |                |                      |                     |
| <b>COUPON</b>                |            |   |                      |                |                      |                     |
| 09/03/2024                   | 9128282U3  | UNITED STATES TREASURY 1.875 08/31/2024 | 0.00                 | 08/31/2024     | 0.00                 | 16,312.50           |
| <b>COUPON TOTAL</b>          |            |   | <b>0.00</b>          |                | <b>0.00</b>          | <b>16,312.50</b>    |
| <b>MATURITY</b>              |            |   |                      |                |                      |                     |
| 08/31/2024                   | 9128282U3  | UNITED STATES TREASURY 1.875 08/31/2024 | -995,000.00          | 08/31/2024     | -995,000.00          | 995,000.00          |
| 09/05/2024                   | 912797GL5  | UNITED STATES TREASURY 0.0 09/05/2024   | -2,065,000.00        | 09/05/2024     | -2,065,000.00        | 2,065,000.00        |
| <b>MATURITY TOTAL</b>        |            |   | <b>-3,060,000.00</b> |                | <b>-3,060,000.00</b> | <b>3,060,000.00</b> |



## Cash Reconciliation Report

| <b>MATURITY</b>                         |            |   |                      |                |                      |                     |
|---|------------|---|----------------------|----------------|----------------------|---------------------|
| POST DATE                               | IDENTIFIER | DESCRIPTION                             | PAR VALUE            | FINAL MATURITY | PRINCIPAL            | AMOUNT              |
| 08/31/2024                              | 9128282U3  | UNITED STATES TREASURY 1.875 08/31/2024 | -1,740,000.00        | 08/31/2024     | -1,740,000.00        | 1,740,000.00        |
| 09/05/2024                              | 912797GL5  | UNITED STATES TREASURY 0.0 09/05/2024   | -2,815,000.00        | 09/05/2024     | -2,815,000.00        | 2,815,000.00        |
| <b>MATURITY TOTAL</b>                   |            |   | <b>-4,555,000.00</b> |                | <b>-4,555,000.00</b> | <b>4,555,000.00</b> |
| <b>SENIOR LIEN TRRB 2021</b>            |            |   |                      |                |                      |                     |
| POST DATE                               | IDENTIFIER | DESCRIPTION                             | PAR VALUE            | FINAL MATURITY | PRINCIPAL            | AMOUNT              |
| <b>COUPON</b>                           |            |   |                      |                |                      |                     |
| 08/15/2024                              | 9128286B1  | US TREASURY 2.625 02/15/29              | 0.00                 | 02/15/2029     | 0.00                 | 29,531.25           |
| 09/03/2024                              | 9128282U3  | UNITED STATES TREASURY 1.875 08/31/2024 | 0.00                 | 08/31/2024     | 0.00                 | 13,546.88           |
| <b>COUPON TOTAL</b>                     |            |   | <b>0.00</b>          |                | <b>0.00</b>          | <b>43,078.13</b>    |
| POST DATE                               | IDENTIFIER | DESCRIPTION                             | PAR VALUE            | FINAL MATURITY | PRINCIPAL            | AMOUNT              |
| <b>MATURITY</b>                         |            |   |                      |                |                      |                     |
| 08/31/2024                              | 9128282U3  | UNITED STATES TREASURY 1.875 08/31/2024 | -1,445,000.00        | 08/31/2024     | -1,445,000.00        | 1,445,000.00        |
| 09/05/2024                              | 912797GL5  | UNITED STATES TREASURY 0.0 09/05/2024   | -2,613,000.00        | 09/05/2024     | -2,613,000.00        | 2,613,000.00        |
| <b>MATURITY TOTAL</b>                   |            |   | <b>-4,058,000.00</b> |                | <b>-4,058,000.00</b> | <b>4,058,000.00</b> |
| <b>TAX &amp; SUB LN TR REV BDS 2021</b> |            |   |                      |                |                      |                     |
| POST DATE                               | IDENTIFIER | DESCRIPTION                             | PAR VALUE            | FINAL MATURITY | PRINCIPAL            | AMOUNT              |
| <b>COUPON</b>                           |            |   |                      |                |                      |                     |
| 08/15/2024                              | 912828J27  | US TREASURY 2.000 02/15/25              | 0.00                 | 02/15/2025     | 0.00                 | 12,560.00           |
| 09/03/2024                              | 9128282U3  | UNITED STATES TREASURY 1.875 08/31/2024 | 0.00                 | 08/31/2024     | 0.00                 | 6,234.38            |
| <b>COUPON TOTAL</b>                     |            |   | <b>0.00</b>          |                | <b>0.00</b>          | <b>18,794.38</b>    |
| POST DATE                               | IDENTIFIER | DESCRIPTION                             | PAR VALUE            | FINAL MATURITY | PRINCIPAL            | AMOUNT              |
| <b>MATURITY</b>                         |            |   |                      |                |                      |                     |
| 08/31/2024                              | 9128282U3  | UNITED STATES TREASURY 1.875 08/31/2024 | -665,000.00          | 08/31/2024     | -665,000.00          | 665,000.00          |
| <b>MATURITY TOTAL</b>                   |            |   | <b>-665,000.00</b>   |                | <b>-665,000.00</b>   | <b>665,000.00</b>   |



## Transaction Statement

| 2024 FBC TRA BOND PROJECT |            |             |           |  |                        |                      |                    |                       |                        |
|---------------------------|------------|-------------|-----------|--|------------------------|----------------------|--------------------|-----------------------|------------------------|
|                           | TRADE DATE | SETTLE DATE | CUSIP     | DESCRIPTION  | PAR VALUE              | PRINCIPAL COST       | PURCHASED INTEREST | TOTAL                 | PURCHASE YIELD         |
| <b>BUY</b>                |            |             |           |  |                        |                      |                    |                       |                        |
|                           | 08/29/2024 | 08/30/2024  | 78013VVR0 | RBC 08/25/25   | 7,500,000.00           | 7,176,750.00         | 0.00               | (7,176,750.00)        | 4.45                   |
| <b>BUY TOTAL</b>          |            |             |           |  | <b>7,500,000.00</b>    | <b>7,176,750.00</b>  | <b>0.00</b>        | <b>(7,176,750.00)</b> | <b>4.45</b>            |
|                           | TRADE DATE | SETTLE DATE | CUSIP     | DESCRIPTION  | PAR VALUE              | BOOK VALUE           |                    | TOTAL                 | NET REALIZED GAIN/LOSS |
| <b>MATURITY</b>           |            |             |           |  |                        |                      |                    |                       |                        |
|                           | 09/04/2024 | 09/04/2024  | 55609EJ41 | Macquarie International Finance Limited 0.0 09/04/2024 | (7,500,000.00)         | 7,500,000.00         |                    | 7,500,000.00          | (0.00)                 |
| <b>MATURITY TOTAL</b>     |            |             |           |  | <b>(7,500,000.00)</b>  | <b>7,500,000.00</b>  |                    | <b>7,500,000.00</b>   | <b>(0.00)</b>          |
| PFC 2023 PROJECT FUND     |            |             |           |  |                        |                      |                    |                       |                        |
|                           | TRADE DATE | SETTLE DATE | CUSIP     | DESCRIPTION  | PAR VALUE              | PRINCIPAL COST       | PURCHASED INTEREST | TOTAL                 | PURCHASE YIELD         |
| <b>BUY</b>                |            |             |           |  |                        |                      |                    |                       |                        |
|                           | 08/28/2024 | 08/29/2024  | 17277AR17 | CISCO SYSTEMS 04/01/25                                 | 5,000,000.00           | 4,858,756.95         | 0.00               | (4,858,756.95)        | 4.86                   |
|                           | 08/28/2024 | 08/29/2024  | 05571BQ30 | BPCE 03/03/25  | 5,000,000.00           | 4,875,483.33         | 0.00               | (4,875,483.33)        | 4.94                   |
| <b>BUY TOTAL</b>          |            |             |           |  | <b>10,000,000.00</b>   | <b>9,734,240.28</b>  | <b>0.00</b>        | <b>(9,734,240.28)</b> | <b>4.90</b>            |
|                           | TRADE DATE | SETTLE DATE | CUSIP     | DESCRIPTION  | PAR VALUE              | BOOK VALUE           |                    | TOTAL                 | NET REALIZED GAIN/LOSS |
| <b>MATURITY</b>           |            |             |           |  |                        |                      |                    |                       |                        |
|                           | 07/10/2024 | 07/10/2024  | 06741FGA9 | Barclays Bank PLC New York Branch 0.0 07/10/2024       | (5,655,000.00)         | 5,655,000.00         |                    | 5,655,000.00          | 0.00                   |
|                           | 08/16/2024 | 08/16/2024  | 55609EHG6 | Macquarie International Finance Limited 0.0 08/16/2024 | (5,685,000.00)         | 5,685,000.00         |                    | 5,685,000.00          | 0.00                   |
|                           | 09/16/2024 | 09/16/2024  | 55607KJG2 | Macquarie Bank Limited 0.0 09/16/2024                  | (5,710,000.00)         | 5,710,000.00         |                    | 5,710,000.00          | 0.00                   |
| <b>MATURITY TOTAL</b>     |            |             |           |  | <b>(17,050,000.00)</b> | <b>17,050,000.00</b> |                    | <b>17,050,000.00</b>  | <b>0.00</b>            |



## Transaction Statement

| SENIOR LIEN TRRB 2021 |            |             |           |   |                       |                     |                     |                        |
|-----------------------|------------|-------------|-----------|---|-----------------------|---------------------|---------------------|------------------------|
|                       | TRADE DATE | SETTLE DATE | CUSIP     | DESCRIPTION                             | PAR VALUE             | BOOK VALUE          | TOTAL               | NET REALIZED GAIN/LOSS |
| <b>MATURITY</b>       |            |             |           |   |                       |                     |                     |                        |
|                       | 08/31/2024 | 09/03/2024  | 9128282U3 | UNITED STATES TREASURY 1.875 08/31/2024 | (1,445,000.00)        | 1,445,000.00        | 1,445,000.00        | 0.00                   |
|                       | 09/05/2024 | 09/05/2024  | 912797GL5 | UNITED STATES TREASURY 0.0 09/05/2024   | (2,613,000.00)        | 2,613,000.00        | 2,613,000.00        | 0.00                   |
| <b>MATURITY TOTAL</b> |            |             |           |   | <b>(4,058,000.00)</b> | <b>4,058,000.00</b> | <b>4,058,000.00</b> | <b>0.00</b>            |

| SENIOR LIEN TRRB 2016 |            |             |           |   |                       |                     |                     |                        |
|-----------------------|------------|-------------|-----------|---|-----------------------|---------------------|---------------------|------------------------|
|                       | TRADE DATE | SETTLE DATE | CUSIP     | DESCRIPTION                             | PAR VALUE             | BOOK VALUE          | TOTAL               | NET REALIZED GAIN/LOSS |
| <b>MATURITY</b>       |            |             |           |   |                       |                     |                     |                        |
|                       | 08/31/2024 | 09/03/2024  | 9128282U3 | UNITED STATES TREASURY 1.875 08/31/2024 | (1,740,000.00)        | 1,740,000.00        | 1,740,000.00        | 0.00                   |
|                       | 09/05/2024 | 09/05/2024  | 912797GL5 | UNITED STATES TREASURY 0.0 09/05/2024   | (2,815,000.00)        | 2,815,000.00        | 2,815,000.00        | 0.00                   |
| <b>MATURITY TOTAL</b> |            |             |           |   | <b>(4,555,000.00)</b> | <b>4,555,000.00</b> | <b>4,555,000.00</b> | <b>0.00</b>            |

| POOLED INVESTMENT PORTFOLIO |            |             |           |   |                        |                      |                      |                        |
|-----------------------------|------------|-------------|-----------|---|------------------------|----------------------|----------------------|------------------------|
|                             | TRADE DATE | SETTLE DATE | CUSIP     | DESCRIPTION   | PAR VALUE              | BOOK VALUE           | TOTAL                | NET REALIZED GAIN/LOSS |
| <b>MATURITY</b>             |            |             |           |   |                        |                      |                      |                        |
|                             | 07/01/2024 | 07/01/2024  | 87019RG18 | Swedbank AB (publ) 0.0 07/01/2024                                 | (10,300,000.00)        | 10,300,000.00        | 10,300,000.00        | 0.00                   |
|                             | 07/26/2024 | 07/26/2024  | 22533TGS9 | Credit Agricole Corporate And Investment Bank, New 0.0 07/26/2024 | (9,000,000.00)         | 9,000,000.00         | 9,000,000.00         | 0.00                   |
|                             | 08/27/2024 | 08/27/2024  | 9612C0HT9 | Westpac Banking Corporation 0.0 08/27/2024                        | (20,000,000.00)        | 20,000,000.00        | 20,000,000.00        | 0.00                   |
|                             | 09/05/2024 | 09/05/2024  | 13608AJ56 | Canadian Imperial Bank of Commerce 0.0 09/05/2024                 | (10,000,000.00)        | 10,000,000.00        | 10,000,000.00        | 0.00                   |
|                             | 09/05/2024 | 09/05/2024  | 912797GL5 | UNITED STATES TREASURY 0.0 09/05/2024                             | (7,493,000.00)         | 7,493,000.00         | 7,493,000.00         | 0.00                   |
|                             | 09/16/2024 | 09/16/2024  | 62479LJG1 | MUFG Bank, Ltd. - New York Branch 0.0 09/16/2024                  | (12,400,000.00)        | 12,400,000.00        | 12,400,000.00        | 0.00                   |
| <b>MATURITY TOTAL</b>       |            |             |           |   | <b>(69,193,000.00)</b> | <b>69,193,000.00</b> | <b>69,193,000.00</b> | <b>0.00</b>            |

## Transaction Statement

### SENIOR LIEN TRRB 2014

|                       | TRADE DATE | SETTLE DATE | CUSIP     | DESCRIPTION                             | PAR VALUE             | BOOK VALUE          | TOTAL               | NET REALIZED GAIN/LOSS |
|-----------------------|------------|-------------|-----------|---|-----------------------|---------------------|---------------------|------------------------|
| <b>MATURITY</b>       |            |             |           |   |                       |                     |                     |                        |
|                       | 08/31/2024 | 09/03/2024  | 9128282U3 | UNITED STATES TREASURY 1.875 08/31/2024 | (995,000.00)          | 995,000.00          | 995,000.00          | (0.00)                 |
|                       | 09/05/2024 | 09/05/2024  | 912797GL5 | UNITED STATES TREASURY 0.0 09/05/2024   | (2,065,000.00)        | 2,065,000.00        | 2,065,000.00        | 0.00                   |
| <b>MATURITY TOTAL</b> |            |             |           |   | <b>(3,060,000.00)</b> | <b>3,060,000.00</b> | <b>3,060,000.00</b> | <b>(0.00)</b>          |

### REVENUE REF BONDS 2021A

|                       | TRADE DATE | SETTLE DATE | CUSIP     | DESCRIPTION                             | PAR VALUE             | BOOK VALUE          | TOTAL               | NET REALIZED GAIN/LOSS |
|-----------------------|------------|-------------|-----------|---|-----------------------|---------------------|---------------------|------------------------|
| <b>MATURITY</b>       |            |             |           |   |                       |                     |                     |                        |
|                       | 08/31/2024 | 09/03/2024  | 9128282U3 | UNITED STATES TREASURY 1.875 08/31/2024 | (2,800,000.00)        | 2,800,000.00        | 2,800,000.00        | 0.00                   |
| <b>MATURITY TOTAL</b> |            |             |           |   | <b>(2,800,000.00)</b> | <b>2,800,000.00</b> | <b>2,800,000.00</b> | <b>0.00</b>            |

### TAX & SUB LN TR REV BDS 2021

|                       | TRADE DATE | SETTLE DATE | CUSIP     | DESCRIPTION                             | PAR VALUE           | BOOK VALUE        | TOTAL             | NET REALIZED GAIN/LOSS |
|-----------------------|------------|-------------|-----------|---|---------------------|-------------------|-------------------|------------------------|
| <b>MATURITY</b>       |            |             |           |   |                     |                   |                   |                        |
|                       | 08/31/2024 | 09/03/2024  | 9128282U3 | UNITED STATES TREASURY 1.875 08/31/2024 | (665,000.00)        | 665,000.00        | 665,000.00        | 0.00                   |
| <b>MATURITY TOTAL</b> |            |             |           |   | <b>(665,000.00)</b> | <b>665,000.00</b> | <b>665,000.00</b> | <b>0.00</b>            |

### 2024 LIMITED TAX BD PK

|                    | TRADE DATE | SETTLE DATE | CUSIP     | DESCRIPTION           | PAR VALUE    | BOOK VALUE | TOTAL | NET REALIZED GAIN/LOSS |
|--------------------|------------|-------------|-----------|-----------------------|--------------|------------|-------|------------------------|
| <b>TRANSFER IN</b> |            |             |           |                       |              |            |       |                        |
|                    | 08/30/2024 | 08/30/2024  | 31846V567 | FIRST AMER:GVT OBLG;Z | 8,002,266.70 | 0.00       | 0.00  | 0.00                   |



# Transaction Statement

---

|                          |                     |             |             |             |
|--------------------------|---------------------|-------------|-------------|-------------|
| <b>TRANSFER IN TOTAL</b> | <b>8,002,266.70</b> | <b>0.00</b> | <b>0.00</b> | <b>0.00</b> |
|--------------------------|---------------------|-------------|-------------|-------------|

---



## Amortization Schedule

| CUSIP                            | DESCRIPTION  | PAR VALUE            | PRINCIPAL COST       | ORIGINAL PREMIUM OR DISCOUNT | BEGINNING BOOK VALUE | CURRENT PERIOD AMORT | ENDING BOOK VALUE    | TOTAL AMORTIZATION  | UNAMORTIZED BALANCE   |
|----------------------------------|--|----------------------|----------------------|------------------------------|----------------------|----------------------|----------------------|---------------------|-----------------------|
| <b>2024 FBC TRA BOND PROJECT</b> |  |                      |                      |                              |                      |                      |                      |                     |                       |
| 06054NPS4                        | BOFA SECURITIES 02/26/25                               | 7,500,000.00         | 7,208,500.00         | (291,500.00)                 | 7,235,000.00         | 101,583.33           | 7,336,583.33         | 128,083.33          | (163,416.67)          |
| 06054NRB9                        | BOFA SECURITIES 04/11/25                               | 7,500,000.00         | 7,162,483.33         | (337,516.67)                 | 7,188,783.33         | 100,816.67           | 7,289,600.00         | 127,116.67          | (210,400.00)          |
| 21687AQ30                        | COOPERATIVE UA 03/03/25                                | 7,500,000.00         | 7,209,143.75         | (290,856.25)                 | 7,235,093.75         | 99,475.00            | 7,334,568.75         | 125,425.00          | (165,431.25)          |
| 37828VKN2                        | GLENCOVE FNDG 10/22/24                                 | 7,500,000.00         | 7,347,016.67         | (152,983.33)                 | 7,373,816.67         | 102,733.33           | 7,476,550.00         | 129,533.33          | (23,450.00)           |
| 59157TN66                        | METLIFE SHRT TRM 01/06/25                              | 7,500,000.00         | 7,270,312.50         | (229,687.50)                 | 7,293,281.25         | 100,625.00           | 7,393,906.25         | 123,593.75          | (106,093.75)          |
| 55609EJ41                        | Macquarie International Finance Limited 0.0 09/04/2024 | 7,500,000.00         | 7,400,060.42         | (99,939.58)                  | 7,427,010.42         | 72,989.58            | 0.00                 | 99,939.58           | 0.00                  |
| 63307LT92                        | NATL BK CANADA 06/09/25                                | 7,500,000.00         | 7,106,750.03         | (393,249.97)                 | 7,128,416.70         | 99,666.66            | 7,228,083.36         | 121,333.33          | (271,916.64)          |
| 71708EL60                        | PFIZER 11/06/24  | 7,500,000.00         | 7,331,850.00         | (168,150.00)                 | 7,358,400.00         | 101,775.00           | 7,460,175.00         | 128,325.00          | (39,825.00)           |
| 71708EM36                        | PFIZER 12/03/24  | 7,500,000.00         | 7,305,666.67         | (194,333.33)                 | 7,328,854.17         | 101,583.33           | 7,430,437.50         | 124,770.83          | (69,562.50)           |
| 78013VVR0                        | RBC 08/25/25   | 7,500,000.00         | 7,176,750.00         | (323,250.00)                 | 0.00                 | 28,733.33            | 7,205,483.33         | 28,733.33           | (294,516.67)          |
| 85324TSG2                        | STD CHARTERED BK 05/16/25                              | 7,500,000.00         | 7,133,456.25         | (366,543.75)                 | 7,155,081.25         | 99,475.00            | 7,254,556.25         | 121,100.00          | (245,443.75)          |
| 91282CFW6                        | US TREASURY 4.500 11/15/25                             | 8,000,000.00         | 7,938,750.00         | (61,250.00)                  | 7,941,209.37         | 10,774.38            | 7,951,983.75         | 13,233.75           | (48,016.25)           |
| <b>TOTAL</b>                     |  | <b>90,500,000.00</b> | <b>87,590,739.62</b> | <b>(2,909,260.38)</b>        | <b>80,664,946.90</b> | <b>1,020,230.62</b>  | <b>81,361,927.52</b> | <b>1,271,187.91</b> | <b>(1,638,072.48)</b> |

|                              |  |              |              |              |              |            |              |             |              |
|------------------------------|--|--------------|--------------|--------------|--------------|------------|--------------|-------------|--------------|
| <b>PFC 2023 PROJECT FUND</b> |  |              |              |              |              |            |              |             |              |
| 05571BQ30                    | BPCE 03/03/25  | 5,000,000.00 | 4,875,483.33 | (124,516.67) | 0.00         | 22,091.67  | 4,897,575.00 | 22,091.67   | (102,425.00) |
| 06741FGA9                    | Barclays Bank PLC New York Branch 0.0 07/10/2024       | 5,655,000.00 | 5,501,234.27 | (153,765.73) | 5,647,478.85 | 7,521.15   | 0.00         | 153,765.73  | 0.00         |
| 17277AR17                    | CISCO SYSTEMS 04/01/25                                 | 5,000,000.00 | 4,858,756.95 | (141,243.05) | 0.00         | 21,679.17  | 4,880,436.12 | 21,679.17   | (119,563.88) |
| 3135G05X7                    | FANNIE MAE 0.375 08/25/25                              | 5,870,000.00 | 5,491,150.20 | (378,849.80) | 5,603,918.20 | 58,284.58  | 5,662,202.79 | 171,052.59  | (207,797.21) |
| 3130AYCN4                    | FHLBANKS 4.750 01/03/25                                | 5,500,000.00 | 5,495,380.00 | (4,620.00)   | 5,497,639.23 | 1,167.69   | 5,498,806.92 | 3,426.92    | (1,193.08)   |
| 3130AWLY4                    | FHLBANKS 5.125 06/13/25                                | 6,930,000.00 | 6,981,836.40 | 51,836.40    | 6,964,261.39 | (9,083.71) | 6,955,177.68 | (26,658.72) | 25,177.68    |
| 45685QK32                    | ING (U.S.) Funding LLC 0.0 10/03/2024                  | 5,720,000.00 | 5,503,302.57 | (216,697.43) | 5,644,276.73 | 74,112.13  | 5,718,388.87 | 215,086.30  | (1,611.13)   |
| 55607KJG2                    | Macquarie Bank Limited 0.0 09/16/2024                  | 5,710,000.00 | 5,501,703.96 | (208,296.04) | 5,647,102.76 | 62,897.24  | 0.00         | 208,296.04  | 0.00         |
| 55609EHG6                    | Macquarie International Finance Limited 0.0 08/16/2024 | 5,685,000.00 | 5,499,997.47 | (185,002.53) | 5,647,008.41 | 37,991.59  | 0.00         | 185,002.53  | 0.00         |
| 69448WNQ3                    | PACIFIC FDG 01/24/25                                   | 5,115,000.00 | 4,871,327.08 | (243,672.92) | 4,967,943.75 | 65,358.33  | 5,033,302.08 | 161,975.00  | (81,697.92)  |
| 69448WPC2                    | PACIFIC FDG 02/12/25                                   | 6,000,000.00 | 5,701,350.00 | (298,650.00) | 5,813,550.00 | 75,900.00  | 5,889,450.00 | 188,100.00  | (110,550.00) |
| 89119ALF3                    | TD 11/15/24  | 5,700,000.00 | 5,468,567.33 | (231,432.67) | 5,595,012.33 | 70,502.67  | 5,665,515.00 | 196,947.67  | (34,485.00)  |



## Amortization Schedule

| CUSIP        | DESCRIPTION                | PAR VALUE            | PRINCIPAL COST       | ORIGINAL PREMIUM OR DISCOUNT | BEGINNING BOOK VALUE | CURRENT PERIOD AMORT | ENDING BOOK VALUE    | TOTAL AMORTIZATION  | UNAMORTIZED BALANCE |
|--------------|----------------------------|----------------------|----------------------|------------------------------|----------------------|----------------------|----------------------|---------------------|---------------------|
| 89119AMA3    | TD 12/10/24                | 5,770,000.00         | 5,501,342.39         | (268,657.61)                 | 5,641,992.55         | 72,695.59            | 5,714,688.14         | 213,345.75          | (55,311.86)         |
| 912828J27    | US TREASURY 2.000 02/15/25 | 5,620,000.00         | 5,454,473.44         | (165,526.56)                 | 5,526,865.89         | 37,416.32            | 5,564,282.21         | 109,808.77          | (55,717.79)         |
| 91282CEQ0    | US TREASURY 2.750 05/15/25 | 6,125,000.00         | 5,976,660.16         | (148,339.84)                 | 6,029,895.02         | 27,514.65            | 6,057,409.67         | 80,749.51           | (67,590.33)         |
| 91282CEY3    | US TREASURY 3.000 07/15/25 | 6,050,000.00         | 5,917,892.58         | (132,107.42)                 | 5,960,110.03         | 21,820.26            | 5,981,930.29         | 64,037.71           | (68,069.71)         |
| 91282CFP1    | US TREASURY 4.250 10/15/25 | 5,000,000.00         | 4,989,648.44         | (10,351.56)                  | 4,992,522.11         | 1,460.65             | 4,993,982.76         | 4,334.32            | (6,017.24)          |
| <b>TOTAL</b> |                            | <b>96,450,000.00</b> | <b>93,590,106.57</b> | <b>(2,859,893.43)</b>        | <b>85,179,577.27</b> | <b>649,329.97</b>    | <b>78,513,147.52</b> | <b>1,973,040.95</b> | <b>(886,852.48)</b> |

| POOLED INVESTMENT PORTFOLIO |   |               |               |                |               |            |               |             |              |
|-----------------------------|---|---------------|---------------|----------------|---------------|------------|---------------|-------------|--------------|
| 05253AL16                   | ANZ BANK 11/01/24   | 7,000,000.00  | 6,736,275.00  | (263,725.00)   | 6,881,612.50  | 88,550.00  | 6,970,162.50  | 233,887.50  | (29,837.50)  |
| 06741FMG9                   | BARCLAYS BNK PLC 12/16/24   | 15,000,000.00 | 14,477,125.00 | (522,875.00)   | 14,626,200.00 | 204,700.00 | 14,830,900.00 | 353,775.00  | (169,100.00) |
| 06054NL41                   | BOFA SECURITIES 11/04/24  | 15,000,000.00 | 14,262,416.67 | (737,583.33)   | 14,721,750.00 | 203,166.66 | 14,924,916.67 | 662,500.00  | (75,083.33)  |
| 05571BQR7                   | BPCE 03/25/25   | 15,000,000.00 | 14,266,591.67 | (733,408.33)   | 14,413,712.50 | 202,016.67 | 14,615,729.17 | 349,137.50  | (384,270.83) |
| 06054NK34                   | BofA Securities, Inc. 0.0 10/03/2024                              | 10,000,000.00 | 9,552,872.22  | (447,127.78)   | 9,860,827.78  | 136,211.11 | 9,997,038.89  | 444,166.67  | (2,961.11)   |
| 13608AJ56                   | Canadian Imperial Bank of Commerce 0.0 09/05/2024                 | 10,000,000.00 | 9,595,850.00  | (404,150.00)   | 9,902,650.00  | 97,350.00  | 0.00          | 404,150.00  | 0.00         |
| 22533TGS9                   | Credit Agricole Corporate And Investment Bank, New 0.0 07/26/2024 | 9,000,000.00  | 8,663,960.00  | (336,040.00)   | 8,966,125.00  | 33,875.00  | 0.00          | 336,040.00  | 0.00         |
| 3135G06G3                   | FANNIE MAE 0.500 11/07/25   | 15,000,000.00 | 13,868,430.00 | (1,131,570.00) | 14,203,000.85 | 148,428.99 | 14,351,429.84 | 482,999.84  | (648,570.16) |
| 3133ERCF6                   | FED FARM CR BNKS 4.625 10/23/28                                   | 15,000,000.00 | 14,962,800.00 | (37,200.00)    | 14,964,339.62 | 2,083.02   | 14,966,422.64 | 3,622.64    | (33,577.36)  |
| 3133ERDH1                   | FED FARM CR BNKS 4.750 04/30/29                                   | 15,000,000.00 | 15,126,212.40 | 126,212.40     | 15,122,530.92 | (6,390.50) | 15,116,140.41 | (10,071.99) | 116,140.41   |
| 3130AVBD3                   | FHLBANKS 4.500 03/09/29   | 15,000,000.00 | 14,886,975.00 | (113,025.00)   | 14,891,292.81 | 5,841.74   | 14,897,134.55 | 10,159.55   | (102,865.45) |
| 3130AXU63                   | FHLBANKS 4.625 11/17/26   | 15,000,000.00 | 15,039,450.00 | 39,450.00      | 15,032,000.73 | (3,387.88) | 15,028,612.85 | (10,837.15) | 28,612.85    |
| 4497W0LN6                   | ING US FUNDING 11/22/24   | 15,000,000.00 | 14,531,404.17 | (468,595.83)   | 14,680,200.00 | 204,316.67 | 14,884,516.67 | 353,112.50  | (115,483.33) |
| 50244LKU7                   | LVMH 10/28/24   | 15,000,000.00 | 14,589,916.67 | (410,083.33)   | 14,736,216.67 | 203,933.33 | 14,940,150.00 | 350,233.33  | (59,850.00)  |
| 62479LJG1                   | MUFG Bank, Ltd. - New York Branch 0.0 09/16/2024                  | 12,400,000.00 | 11,920,044.22 | (479,955.78)   | 12,262,614.89 | 137,385.11 | 0.00          | 479,955.78  | 0.00         |
| 62479LK38                   | MUFG Bank, Ltd. - New York Branch 0.0 10/03/2024                  | 12,650,000.00 | 12,212,605.17 | (437,394.83)   | 12,482,865.39 | 163,578.55 | 12,646,443.94 | 433,838.77  | (3,556.06)   |
| 63873JNH9                   | NATIXIS NY 01/17/25   | 15,000,000.00 | 14,412,600.00 | (587,400.00)   | 14,560,000.00 | 202,400.00 | 14,762,400.00 | 349,800.00  | (237,600.00) |
| 85324TRQ1                   | STD CHARTERED BK 04/24/25   | 15,000,000.00 | 14,202,233.33 | (797,766.67)   | 14,349,075.00 | 201,633.33 | 14,550,708.33 | 348,475.00  | (449,291.67) |
| 87019RG18                   | Swedbank AB (publ) 0.0 07/01/2024                                 | 10,300,000.00 | 9,966,920.89  | (333,079.11)   | 10,300,000.00 | 0.00       | 0.00          | 333,079.11  | 0.00         |



## Amortization Schedule

| CUSIP        | DESCRIPTION                                | PAR VALUE             | PRINCIPAL COST        | ORIGINAL PREMIUM OR DISCOUNT | BEGINNING BOOK VALUE  | CURRENT PERIOD AMORT | ENDING BOOK VALUE     | TOTAL AMORTIZATION  | UNAMORTIZED BALANCE   |
|--------------|--|-----------------------|-----------------------|------------------------------|-----------------------|----------------------|-----------------------|---------------------|-----------------------|
| 89119ANQ7    | TD 01/24/25                                | 15,000,000.00         | 14,353,145.83         | (646,854.17)                 | 14,560,987.50         | 195,116.67           | 14,756,104.17         | 402,958.34          | (243,895.83)          |
| 89119AMG0    | TD 12/16/24                                | 12,500,000.00         | 11,883,750.00         | (616,250.00)                 | 12,212,416.67         | 157,486.11           | 12,369,902.78         | 486,152.78          | (130,097.22)          |
| 912797GL5    | UNITED STATES TREASURY 0.0 09/05/2024      | 7,493,000.00          | 7,312,708.12          | (180,291.88)                 | 7,422,590.15          | 70,409.85            | 0.00                  | 180,291.88          | 0.00                  |
| 912828J27    | US TREASURY 2.000 02/15/25                 | 20,000,000.00         | 19,322,656.25         | (677,343.75)                 | 19,643,421.34         | 143,254.31           | 19,786,675.65         | 464,019.40          | (213,324.35)          |
| 912828J27    | US TREASURY 2.000 02/15/25                 | 7,332,000.00          | 7,129,224.38          | (202,775.62)                 | 7,192,133.69          | 56,190.84            | 7,248,324.52          | 119,100.14          | (83,675.48)           |
| 912828V98    | US TREASURY 2.250 02/15/27                 | 15,000,000.00         | 14,107,031.24         | (892,968.76)                 | 14,264,929.58         | 70,517.70            | 14,335,447.28         | 228,416.04          | (664,552.72)          |
| 91282CFE6    | US TREASURY 3.125 08/15/25                 | 20,000,000.00         | 19,491,406.25         | (508,593.75)                 | 19,662,583.44         | 75,712.99            | 19,738,296.42         | 246,890.17          | (261,703.58)          |
| 91282CFH9    | US TREASURY 3.125 08/31/27                 | 15,000,000.00         | 14,258,203.13         | (741,796.87)                 | 14,299,414.07         | 55,755.97            | 14,355,170.04         | 96,966.91           | (644,829.96)          |
| 91282CHB0    | US TREASURY 3.625 05/15/26                 | 10,000,000.00         | 9,792,187.49          | (207,812.51)                 | 9,839,801.42          | 21,578.73            | 9,861,380.14          | 69,192.65           | (138,619.86)          |
| 91282CGL9    | US TREASURY 4.000 02/15/26                 | 20,000,000.00         | 19,742,968.76         | (257,031.24)                 | 19,808,435.94         | 29,669.85            | 19,838,105.80         | 95,137.04           | (161,894.20)          |
| 91282CGP0    | US TREASURY 4.000 02/29/28                 | 15,000,000.00         | 14,632,031.25         | (367,968.75)                 | 14,649,827.75         | 24,077.61            | 14,673,905.36         | 41,874.11           | (326,094.64)          |
| 91282CHD6    | US TREASURY 4.250 05/31/25                 | 10,000,000.00         | 9,921,875.00          | (78,125.00)                  | 9,951,856.55          | 13,261.07            | 9,965,117.62          | 43,242.62           | (34,882.38)           |
| 91282CFP1    | US TREASURY 4.250 10/15/25                 | 12,000,000.00         | 11,857,968.75         | (142,031.25)                 | 11,874,490.21         | 24,515.71            | 11,899,005.92         | 41,037.17           | (100,994.08)          |
| 91282CHU8    | US TREASURY 4.375 08/15/26                 | 20,000,000.00         | 19,942,968.75         | (57,031.25)                  | 19,954,806.53         | 5,364.90             | 19,960,171.43         | 17,202.68           | (39,828.57)           |
| 9612COHT9    | Westpac Banking Corporation 0.0 08/27/2024 | 20,000,000.00         | 19,219,722.22         | (780,277.78)                 | 19,832,166.67         | 167,833.33           | 0.00                  | 780,277.78          | 0.00                  |
| <b>TOTAL</b> |  | <b>470,675,000.00</b> | <b>456,242,529.83</b> | <b>(14,432,470.17)</b>       | <b>462,126,876.14</b> | <b>3,336,437.46</b>  | <b>396,270,313.59</b> | <b>9,220,783.76</b> | <b>(5,211,686.41)</b> |

| REVENUE REF BONDS 2021A |   |                     |                     |                     |                     |                  |                     |                   |                    |
|-------------------------|---|---------------------|---------------------|---------------------|---------------------|------------------|---------------------|-------------------|--------------------|
| 912828U3                | UNITED STATES TREASURY 1.875 08/31/2024 | 2,800,000.00        | 2,749,906.25        | (50,093.75)         | 2,784,488.74        | 15,511.26        | 0.00                | 50,093.75         | 0.00               |
| 912828J27               | US TREASURY 2.000 02/15/25              | 6,074,000.00        | 5,906,015.94        | (167,984.06)        | 5,958,131.48        | 46,549.80        | 6,004,681.28        | 98,665.34         | (69,318.72)        |
| <b>TOTAL</b>            |   | <b>8,874,000.00</b> | <b>8,655,922.19</b> | <b>(218,077.81)</b> | <b>8,742,620.21</b> | <b>62,061.06</b> | <b>6,004,681.28</b> | <b>148,759.09</b> | <b>(69,318.72)</b> |

| SENIOR LIEN DSR 2014 |                            |                     |                     |                     |                     |                  |                     |                  |                     |
|----------------------|----------------------------|---------------------|---------------------|---------------------|---------------------|------------------|---------------------|------------------|---------------------|
| 9128286B1            | US TREASURY 2.625 02/15/29 | 3,200,000.00        | 2,926,750.00        | (273,250.00)        | 2,931,827.82        | 14,598.72        | 2,946,426.54        | 19,676.54        | (253,573.46)        |
| <b>TOTAL</b>         |                            | <b>3,200,000.00</b> | <b>2,926,750.00</b> | <b>(273,250.00)</b> | <b>2,931,827.82</b> | <b>14,598.72</b> | <b>2,946,426.54</b> | <b>19,676.54</b> | <b>(253,573.46)</b> |

| SENIOR LIEN DSR 2016 |                            |              |              |              |              |           |              |           |              |
|----------------------|----------------------------|--------------|--------------|--------------|--------------|-----------|--------------|-----------|--------------|
| 9128286B1            | US TREASURY 2.625 02/15/29 | 5,200,000.00 | 4,755,968.75 | (444,031.25) | 4,764,220.20 | 23,722.92 | 4,787,943.13 | 31,974.38 | (412,056.87) |



## Amortization Schedule

| CUSIP                                  | DESCRIPTION                             | PAR VALUE             | PRINCIPAL COST        | ORIGINAL PREMIUM OR DISCOUNT | BEGINNING BOOK VALUE  | CURRENT PERIOD AMORT | ENDING BOOK VALUE     | TOTAL AMORTIZATION   | UNAMORTIZED BALANCE   |
|--|---|-----------------------|-----------------------|------------------------------|-----------------------|----------------------|-----------------------|----------------------|-----------------------|
| <b>TOTAL</b>                           |   | <b>5,200,000.00</b>   | <b>4,755,968.75</b>   | <b>(444,031.25)</b>          | <b>4,764,220.20</b>   | <b>23,722.92</b>     | <b>4,787,943.13</b>   | <b>31,974.38</b>     | <b>(412,056.87)</b>   |
| <b>SENIOR LIEN TRRB 2014</b>           |   |                       |                       |                              |                       |                      |                       |                      |                       |
| 912797GL5                              | UNITED STATES TREASURY 0.0 09/05/2024   | 2,065,000.00          | 2,015,313.26          | (49,686.74)                  | 2,045,595.71          | 19,404.29            | 0.00                  | 49,686.74            | 0.00                  |
| 9128282U3                              | UNITED STATES TREASURY 1.875 08/31/2024 | 995,000.00            | 977,198.83            | (17,801.17)                  | 989,487.96            | 5,512.04             | 0.00                  | 17,801.17            | 0.00                  |
| <b>TOTAL</b>                           |   | <b>3,060,000.00</b>   | <b>2,992,512.09</b>   | <b>(67,487.91)</b>           | <b>3,035,083.67</b>   | <b>24,916.33</b>     | <b>0.00</b>           | <b>67,487.91</b>     | <b>0.00</b>           |
| <b>SENIOR LIEN TRRB 2016</b>           |   |                       |                       |                              |                       |                      |                       |                      |                       |
| 912797GL5                              | UNITED STATES TREASURY 0.0 09/05/2024   | 2,815,000.00          | 2,747,267.23          | (67,732.77)                  | 2,788,548.15          | 26,451.85            | 0.00                  | 67,732.77            | 0.00                  |
| 9128282U3                              | UNITED STATES TREASURY 1.875 08/31/2024 | 1,740,000.00          | 1,708,870.31          | (31,129.69)                  | 1,730,360.86          | 9,639.14             | 0.00                  | 31,129.69            | 0.00                  |
| <b>TOTAL</b>                           |   | <b>4,555,000.00</b>   | <b>4,456,137.54</b>   | <b>(98,862.46)</b>           | <b>4,518,909.00</b>   | <b>36,090.99</b>     | <b>0.00</b>           | <b>98,862.46</b>     | <b>0.00</b>           |
| <b>SENIOR LIEN TRRB 2021</b>           |   |                       |                       |                              |                       |                      |                       |                      |                       |
| 912797GL5                              | UNITED STATES TREASURY 0.0 09/05/2024   | 2,613,000.00          | 2,550,127.63          | (62,872.37)                  | 2,588,446.29          | 24,553.71            | 0.00                  | 62,872.37            | 0.00                  |
| 9128282U3                              | UNITED STATES TREASURY 1.875 08/31/2024 | 1,445,000.00          | 1,419,148.05          | (25,851.95)                  | 1,436,995.08          | 8,004.92             | 0.00                  | 25,851.95            | 0.00                  |
| 9128286B1                              | US TREASURY 2.625 02/15/29              | 2,250,000.00          | 2,057,871.09          | (192,128.91)                 | 2,061,441.43          | 10,264.73            | 2,071,706.16          | 13,835.07            | (178,293.84)          |
| <b>TOTAL</b>                           |   | <b>6,308,000.00</b>   | <b>6,027,146.77</b>   | <b>(280,853.23)</b>          | <b>6,086,882.80</b>   | <b>42,823.35</b>     | <b>2,071,706.16</b>   | <b>102,559.39</b>    | <b>(178,293.84)</b>   |
| <b>TAX &amp; SUB LN TRREV BDS 2021</b> |   |                       |                       |                              |                       |                      |                       |                      |                       |
| 9128282U3                              | UNITED STATES TREASURY 1.875 08/31/2024 | 665,000.00            | 653,102.73            | (11,897.27)                  | 661,316.07            | 3,683.93             | 0.00                  | 11,897.27            | 0.00                  |
| 912828J27                              | US TREASURY 2.000 02/15/25              | 1,256,000.00          | 1,221,263.75          | (34,736.25)                  | 1,232,040.36          | 9,625.71             | 1,241,666.07          | 20,402.32            | (14,333.93)           |
| <b>TOTAL</b>                           |   | <b>1,921,000.00</b>   | <b>1,874,366.48</b>   | <b>(46,633.52)</b>           | <b>1,893,356.43</b>   | <b>13,309.63</b>     | <b>1,241,666.07</b>   | <b>32,299.59</b>     | <b>(14,333.93)</b>    |
| <b>GRAND TOTAL</b>                     |   | <b>690,743,000.00</b> | <b>669,112,179.84</b> | <b>(21,630,820.16)</b>       | <b>659,944,300.45</b> | <b>5,223,521.07</b>  | <b>573,197,811.80</b> | <b>12,966,631.97</b> | <b>(8,664,188.20)</b> |



## Accrued Interest Schedule

| IDENTIFIER                       | DESCRIPTION                | SETTLE DATE | PAR VALUE            | PRINCIPAL COST       | BEGINNING ACCRUED INTEREST | PURCHASED INTEREST | CURRENT PERIOD ACCRUAL | INTEREST RECEIVED | ENDING ACCRUED INTEREST |
|----------------------------------|----------------------------|-------------|----------------------|----------------------|----------------------------|--------------------|------------------------|-------------------|-------------------------|
| <b>2024 CERTIFICATE OF OBLIG</b> |                            |             |                      |                      |                            |                    |                        |                   |                         |
| 31846V567                        | FIRST AMER.GVT OBLG;Z      | 2024-09-30  | 47,513,458.56        | 47,513,458.56        | 0.00                       | 0.00               | 0.00                   | 0.00              | 0.00                    |
| <b>TOTAL</b>                     |                            |             | <b>47,513,458.56</b> | <b>47,513,458.56</b> | <b>0.00</b>                | <b>0.00</b>        | <b>0.00</b>            | <b>0.00</b>       | <b>0.00</b>             |
| <b>2024 FBC TRA BOND PROJECT</b> |                            |             |                      |                      |                            |                    |                        |                   |                         |
| 06054NPS4                        | BOFA SECURITIES 02/26/25   | 2024-06-07  | 7,500,000.00         | 7,208,500.00         | 0.00                       | 0.00               | 0.00                   | 0.00              | 0.00                    |
| 06054NRB9                        | BOFA SECURITIES 04/11/25   | 2024-06-07  | 7,500,000.00         | 7,162,483.33         | 0.00                       | 0.00               | 0.00                   | 0.00              | 0.00                    |
| 21687AQ30                        | COOPERATIEVE UA 03/03/25   | 2024-06-07  | 7,500,000.00         | 7,209,143.75         | 0.00                       | 0.00               | 0.00                   | 0.00              | 0.00                    |
| CADENCEBANK                      | Cadence Bank               | 2024-09-30  | 261,254.56           | 261,254.56           | 0.00                       | 0.00               | 6,252.23               | 6,252.23          | 0.00                    |
| 31846V567                        | FIRST AMER.GVT OBLG;Z      | 2024-09-30  | 10,103,716.72        | 10,103,716.72        | 123,683.12                 | 0.00               | 83,386.51              | 207,069.63        | 0.00                    |
| 37828VKN2                        | GLENCOVE FNDG 10/22/24     | 2024-06-07  | 7,500,000.00         | 7,347,016.67         | 0.00                       | 0.00               | 0.00                   | 0.00              | 0.00                    |
| 59157TN66                        | METLIFE SHRT TRM 01/06/25  | 2024-06-10  | 7,500,000.00         | 7,270,312.50         | 0.00                       | 0.00               | 0.00                   | 0.00              | 0.00                    |
| 63307LT92                        | NATL BK CANADA 06/09/25    | 2024-06-11  | 7,500,000.00         | 7,106,750.03         | 0.00                       | 0.00               | 0.00                   | 0.00              | 0.00                    |
| 71708EL60                        | PFIZER 11/06/24            | 2024-06-07  | 7,500,000.00         | 7,331,850.00         | 0.00                       | 0.00               | 0.00                   | 0.00              | 0.00                    |
| 71708EM36                        | PFIZER 12/03/24            | 2024-06-10  | 7,500,000.00         | 7,305,666.67         | 0.00                       | 0.00               | 0.00                   | 0.00              | 0.00                    |
| 78013VVR0                        | RBC 08/25/25               | 2024-08-30  | 7,500,000.00         | 7,176,750.00         | 0.00                       | 0.00               | 0.00                   | 0.00              | 0.00                    |
| 85324TSG2                        | STD CHARTERED BK 05/16/25  | 2024-06-11  | 7,500,000.00         | 7,133,456.25         | 0.00                       | 0.00               | 0.00                   | 0.00              | 0.00                    |
| 91282CFW6                        | US TREASURY 4.500 11/15/25 | 2024-06-10  | 8,000,000.00         | 7,938,750.00         | 45,978.26                  | 0.00               | 90,000.00              | 0.00              | 135,978.26              |
| <b>TOTAL</b>                     |                            |             | <b>93,364,971.28</b> | <b>90,555,650.48</b> | <b>169,661.38</b>          | <b>0.00</b>        | <b>179,638.74</b>      | <b>213,321.86</b> | <b>135,978.26</b>       |
| <b>2024 LIMITED TAX BD PK</b>    |                            |             |                      |                      |                            |                    |                        |                   |                         |
| 31846V567                        | FIRST AMER.GVT OBLG;Z      | 2024-09-30  | 8,002,266.70         | 8,002,266.70         | 0.00                       | 0.00               | 0.00                   | 0.00              | 0.00                    |
| <b>TOTAL</b>                     |                            |             | <b>8,002,266.70</b>  | <b>8,002,266.70</b>  | <b>0.00</b>                | <b>0.00</b>        | <b>0.00</b>            | <b>0.00</b>       | <b>0.00</b>             |
| <b>2024 UNLIMITED TX RD BD</b>   |                            |             |                      |                      |                            |                    |                        |                   |                         |
| 31846V567                        | FIRST AMER.GVT OBLG;Z      | 2024-09-30  | 48,513,741.89        | 48,513,741.89        | 0.00                       | 0.00               | 0.00                   | 0.00              | 0.00                    |
| <b>TOTAL</b>                     |                            |             | <b>48,513,741.89</b> | <b>48,513,741.89</b> | <b>0.00</b>                | <b>0.00</b>        | <b>0.00</b>            | <b>0.00</b>       | <b>0.00</b>             |



## Accrued Interest Schedule

| IDENTIFIER                   | DESCRIPTION                           | SETTLE DATE | PAR VALUE            | PRINCIPAL COST       | BEGINNING ACCRUED INTEREST | PURCHASED INTEREST | CURRENT PERIOD ACCRUAL | INTEREST RECEIVED | ENDING ACCRUED INTEREST |
|------------------------------|---------------------------------------|-------------|----------------------|----------------------|----------------------------|--------------------|------------------------|-------------------|-------------------------|
| <b>PFC 2023 PROJECT FUND</b> |                                       |             |                      |                      |                            |                    |                        |                   |                         |
| 05571BQ30                    | BPCE 03/03/25                         | 2024-08-29  | 5,000,000.00         | 4,875,483.33         | 0.00                       | 0.00               | 0.00                   | 0.00              | 0.00                    |
| 17277AR17                    | CISCO SYSTEMS 04/01/25                | 2024-08-29  | 5,000,000.00         | 4,858,756.95         | 0.00                       | 0.00               | 0.00                   | 0.00              | 0.00                    |
| 3135G05X7                    | FANNIE MAE 0.375 08/25/25             | 2024-01-05  | 5,870,000.00         | 5,491,150.20         | 7,704.38                   | 0.00               | 5,503.13               | 11,006.25         | 2,201.25                |
| 3130AYCN4                    | FHLBANKS 4.750 01/03/25               | 2024-01-05  | 5,500,000.00         | 5,495,380.00         | 129,173.61                 | 0.00               | 65,312.50              | 130,625.00        | 63,861.11               |
| 3130AWLY4                    | FHLBANKS 5.125 06/13/25               | 2024-01-05  | 6,930,000.00         | 6,981,836.40         | 17,758.13                  | 0.00               | 88,790.63              | 0.00              | 106,548.75              |
| 233809805                    | FIDELITY IMM:TRS O;ll                 | 2024-09-30  | 4,312,451.37         | 4,312,451.37         | 0.00                       | 0.00               | 160,022.87             | 160,022.87        | 0.00                    |
| 45685QK32                    | ING (U.S.) Funding LLC 0.0 10/03/2024 | 2024-01-08  | 5,720,000.00         | 5,503,302.57         | 0.00                       | 0.00               | 0.00                   | 0.00              | 0.00                    |
| 69448WNQ3                    | PACIFIC FDG 01/24/25                  | 2024-02-16  | 5,115,000.00         | 4,871,327.08         | 0.00                       | 0.00               | 0.00                   | 0.00              | 0.00                    |
| 69448WPC2                    | PACIFIC FDG 02/12/25                  | 2024-02-16  | 6,000,000.00         | 5,701,350.00         | 0.00                       | 0.00               | 0.00                   | 0.00              | 0.00                    |
| 89119ALF3                    | TD 11/15/24                           | 2024-01-18  | 5,700,000.00         | 5,468,567.33         | 0.00                       | 0.00               | 0.00                   | 0.00              | 0.00                    |
| 89119AMA3                    | TD 12/10/24                           | 2024-01-05  | 5,770,000.00         | 5,501,342.39         | 0.00                       | 0.00               | 0.00                   | 0.00              | 0.00                    |
| 912828J27                    | US TREASURY 2.000 02/15/25            | 2024-01-05  | 5,620,000.00         | 5,454,473.44         | 42,304.40                  | 0.00               | 28,251.04              | 56,200.00         | 14,355.43               |
| 91282CEQ0                    | US TREASURY 2.750 05/15/25            | 2024-01-05  | 6,125,000.00         | 5,976,660.16         | 21,512.40                  | 0.00               | 42,109.38              | 0.00              | 63,621.77               |
| 91282CEY3                    | US TREASURY 3.000 07/15/25            | 2024-01-05  | 6,050,000.00         | 5,917,892.58         | 83,769.23                  | 0.00               | 45,450.88              | 90,750.00         | 38,470.11               |
| 91282CFP1                    | US TREASURY 4.250 10/15/25            | 2024-01-02  | 5,000,000.00         | 4,989,648.44         | 44,706.28                  | 0.00               | 53,415.30              | 0.00              | 98,121.58               |
| <b>TOTAL</b>                 |                                       |             | <b>83,712,451.37</b> | <b>81,399,622.24</b> | <b>346,928.42</b>          | <b>0.00</b>        | <b>488,855.71</b>      | <b>448,604.12</b> | <b>387,180.01</b>       |

|                                    |                                      |            |               |               |            |      |            |            |            |
|------------------------------------|--------------------------------------|------------|---------------|---------------|------------|------|------------|------------|------------|
| <b>POOLED INVESTMENT PORTFOLIO</b> |                                      |            |               |               |            |      |            |            |            |
| 05253AL16                          | ANZ BANK 11/01/24                    | 2024-02-01 | 7,000,000.00  | 6,736,275.00  | 0.00       | 0.00 | 0.00       | 0.00       | 0.00       |
| 06741FMG9                          | BARCLAYS BNK PLC 12/16/24            | 2024-04-25 | 15,000,000.00 | 14,477,125.00 | 0.00       | 0.00 | 0.00       | 0.00       | 0.00       |
| 06054NL41                          | BOFA SECURITIES 11/04/24             | 2023-12-06 | 15,000,000.00 | 14,262,416.67 | 0.00       | 0.00 | 0.00       | 0.00       | 0.00       |
| 05571BQR7                          | BPCE 03/25/25                        | 2024-04-25 | 15,000,000.00 | 14,266,591.67 | 0.00       | 0.00 | 0.00       | 0.00       | 0.00       |
| 06054NK34                          | BofA Securities, Inc. 0.0 10/03/2024 | 2023-12-06 | 10,000,000.00 | 9,552,872.22  | 0.00       | 0.00 | 0.00       | 0.00       | 0.00       |
| CADENCEBANK                        | Cadence Bank                         | 2024-09-30 | 22,971,868.44 | 22,971,868.44 | 0.00       | 0.00 | 117,577.52 | 117,577.52 | 0.00       |
| 3135G06G3                          | FANNIE MAE 0.500 11/07/25            | 2023-12-06 | 15,000,000.00 | 13,868,430.00 | 11,250.00  | 0.00 | 18,750.00  | 0.00       | 30,000.00  |
| 3133ERCF6                          | FED FARM CR BNKS 4.625 10/23/28      | 2024-04-24 | 15,000,000.00 | 14,962,800.00 | 131,041.67 | 0.00 | 173,437.50 | 0.00       | 304,479.17 |
| 3133ERDH1                          | FED FARM CR BNKS 4.750 04/30/29      | 2024-05-09 | 15,000,000.00 | 15,126,212.40 | 120,729.17 | 0.00 | 178,125.00 | 0.00       | 298,854.17 |
| 3130AVBD3                          | FHLBANKS 4.500 03/09/29              | 2024-04-24 | 15,000,000.00 | 14,886,975.00 | 210,000.00 | 0.00 | 168,750.00 | 337,500.00 | 41,250.00  |



## Accrued Interest Schedule

| IDENTIFIER   | DESCRIPTION                                      | SETTLE DATE | PAR VALUE             | PRINCIPAL COST        | BEGINNING ACCRUED INTEREST | PURCHASED INTEREST | CURRENT PERIOD ACCRUAL | INTEREST RECEIVED   | ENDING ACCRUED INTEREST |
|--------------|--|-------------|-----------------------|-----------------------|----------------------------|--------------------|------------------------|---------------------|-------------------------|
| 3130AXU63    | FHLBANKS 4.625 11/17/26                          | 2023-12-11  | 15,000,000.00         | 15,039,450.00         | 84,791.67                  | 0.00               | 173,437.50             | 0.00                | 258,229.17              |
| 31846V567    | FIRST AMER:GVT OBLG;Z                            | 2024-09-30  | 32,387,790.21         | 32,387,790.21         | 3,040.85                   | 0.00               | 27,804.00              | 30,844.85           | 0.00                    |
| 4497WOLN6    | ING US FUNDING 11/22/24                          | 2024-04-25  | 15,000,000.00         | 14,531,404.17         | 0.00                       | 0.00               | 0.00                   | 0.00                | 0.00                    |
| LOGIC        | LOGIC  | 2024-09-30  | 14,394,857.93         | 14,394,857.93         | 0.00                       | 0.00               | 212,424.31             | 212,424.31          | 0.00                    |
| 50244LKU7    | LVMH 10/28/24                                    | 2024-04-26  | 15,000,000.00         | 14,589,916.67         | 0.00                       | 0.00               | 0.00                   | 0.00                | 0.00                    |
| 62479LK38    | MUFG Bank, Ltd. - New York Branch 0.0 10/03/2024 | 2024-01-31  | 12,650,000.00         | 12,212,605.17         | 0.00                       | 0.00               | 0.00                   | 0.00                | 0.00                    |
| 63873JNH9    | NATIXIS NY 01/17/25                              | 2024-04-25  | 15,000,000.00         | 14,412,600.00         | 0.00                       | 0.00               | 0.00                   | 0.00                | 0.00                    |
| 85324TRQ1    | STD CHARTERED BK 04/24/25                        | 2024-04-25  | 15,000,000.00         | 14,202,233.33         | 0.00                       | 0.00               | 0.00                   | 0.00                | 0.00                    |
| 89119ANQ7    | TD 01/24/25                                      | 2024-03-25  | 15,000,000.00         | 14,353,145.83         | 0.00                       | 0.00               | 0.00                   | 0.00                | 0.00                    |
| 89119AMG0    | TD 12/16/24                                      | 2023-12-22  | 12,500,000.00         | 11,883,750.00         | 0.00                       | 0.00               | 0.00                   | 0.00                | 0.00                    |
| TXCLASS      | Texas CLASS                                      | 2024-09-30  | 230,716,383.52        | 230,716,383.52        | 0.00                       | 0.00               | 2,425,244.69           | 2,425,244.69        | 0.00                    |
| 139999998    | Texas Connect                                    | 2024-09-30  | 50,231,583.63         | 50,231,583.63         | 0.00                       | 0.00               | 231,583.63             | 231,583.63          | 0.00                    |
| TXRANGE      | Texas Range TexasDAILY Fund                      | 2024-09-30  | 3,964.10              | 3,964.10              | 0.00                       | 0.00               | 35.21                  | 35.21               | 0.00                    |
| 912828J27    | US TREASURY 2.000 02/15/25                       | 2023-12-08  | 20,000,000.00         | 19,322,656.25         | 150,549.45                 | 0.00               | 100,537.51             | 200,000.00          | 51,086.96               |
| 912828J27    | US TREASURY 2.000 02/15/25                       | 2024-03-20  | 7,332,000.00          | 7,129,224.38          | 55,191.43                  | 0.00               | 36,857.05              | 73,320.00           | 18,728.48               |
| 912828V98    | US TREASURY 2.250 02/15/27                       | 2023-12-08  | 15,000,000.00         | 14,107,031.24         | 127,026.10                 | 0.00               | 84,828.52              | 168,750.00          | 43,104.62               |
| 91282CFE6    | US TREASURY 3.125 08/15/25                       | 2023-12-06  | 20,000,000.00         | 19,491,406.25         | 235,233.52                 | 0.00               | 157,089.85             | 312,500.00          | 79,823.37               |
| 91282CFH9    | US TREASURY 3.125 08/31/27                       | 2024-04-24  | 15,000,000.00         | 14,258,203.13         | 156,674.59                 | 0.00               | 117,841.98             | 234,375.00          | 40,141.57               |
| 91282CHB0    | US TREASURY 3.625 05/15/26                       | 2023-12-11  | 10,000,000.00         | 9,792,187.49          | 46,297.55                  | 0.00               | 90,625.00              | 0.00                | 136,922.55              |
| 91282CGL9    | US TREASURY 4.000 02/15/26                       | 2023-12-11  | 20,000,000.00         | 19,742,968.76         | 301,098.90                 | 0.00               | 201,075.01             | 400,000.00          | 102,173.91              |
| 91282CGP0    | US TREASURY 4.000 02/29/28                       | 2024-04-24  | 15,000,000.00         | 14,632,031.25         | 200,543.48                 | 0.00               | 150,837.74             | 300,000.00          | 51,381.22               |
| 91282CHD6    | US TREASURY 4.250 05/31/25                       | 2023-12-06  | 10,000,000.00         | 9,921,875.00          | 35,997.27                  | 0.00               | 106,830.60             | 0.00                | 142,827.87              |
| 91282CFP1    | US TREASURY 4.250 10/15/25                       | 2024-04-30  | 12,000,000.00         | 11,857,968.75         | 107,295.08                 | 0.00               | 128,196.72             | 0.00                | 235,491.80              |
| 91282CHU8    | US TREASURY 4.375 08/15/26                       | 2023-12-11  | 20,000,000.00         | 19,942,968.75         | 329,326.92                 | 0.00               | 219,925.79             | 437,500.00          | 111,752.72              |
| <b>TOTAL</b> |  |             | <b>752,188,447.83</b> | <b>740,269,772.21</b> | <b>2,306,087.64</b>        | <b>0.00</b>        | <b>5,121,815.14</b>    | <b>5,481,655.21</b> | <b>1,946,247.57</b>     |

| REVENUE REF BONDS 2021A |                       |            |              |              |      |      |          |          |      |
|-------------------------|-----------------------|------------|--------------|--------------|------|------|----------|----------|------|
| 316175603               | FIDELITY IMM:GOVT;III | 2024-09-30 | 3,091,385.69 | 3,091,385.69 | 0.00 | 0.00 | 3,581.90 | 3,581.90 | 0.00 |



## Accrued Interest Schedule

| IDENTIFIER   | DESCRIPTION                             | SETTLE DATE | PAR VALUE           | PRINCIPAL COST      | BEGINNING ACCRUED INTEREST | PURCHASED INTEREST | CURRENT PERIOD ACCRUAL | INTEREST RECEIVED | ENDING ACCRUED INTEREST |
|--------------|---|-------------|---------------------|---------------------|----------------------------|--------------------|------------------------|-------------------|-------------------------|
| 9128282U3    | UNITED STATES TREASURY 1.875 08/31/2024 | 2024-02-16  | 0.00                | 0.00                | 17,547.55                  | 0.00               | 8,702.45               | 26,250.00         | 0.00                    |
| 912828J27    | US TREASURY 2.000 02/15/25              | 2024-03-20  | 6,074,000.00        | 5,906,015.94        | 45,721.87                  | 0.00               | 30,533.24              | 60,740.00         | 15,515.11               |
| <b>TOTAL</b> |   |             | <b>9,165,385.69</b> | <b>8,997,401.63</b> | <b>63,269.42</b>           | <b>0.00</b>        | <b>42,817.59</b>       | <b>90,571.90</b>  | <b>15,515.11</b>        |

### SENIOR LIEN DSR 2014

|              |                            |            |                     |                     |                  |             |                  |                  |                  |
|--------------|----------------------------|------------|---------------------|---------------------|------------------|-------------|------------------|------------------|------------------|
| 316175603    | FIDELITY IMM:GOVT,III      | 2024-09-30 | 86,536.09           | 86,536.09           | 0.00             | 0.00        | 644.35           | 644.35           | 0.00             |
| 9128286B1    | US TREASURY 2.625 02/15/29 | 2024-05-30 | 3,200,000.00        | 2,926,750.00        | 31,615.38        | 0.00        | 21,112.88        | 42,000.00        | 10,728.26        |
| <b>TOTAL</b> |                            |            | <b>3,286,536.09</b> | <b>3,013,286.09</b> | <b>31,615.38</b> | <b>0.00</b> | <b>21,757.23</b> | <b>42,644.35</b> | <b>10,728.26</b> |

### SENIOR LIEN DSR 2016

|              |                            |            |                     |                     |                  |             |                  |                  |                  |
|--------------|----------------------------|------------|---------------------|---------------------|------------------|-------------|------------------|------------------|------------------|
| 316175603    | FIDELITY IMM:GOVT,III      | 2024-09-30 | 118,824.61          | 118,824.61          | 0.00             | 0.00        | 777.06           | 777.06           | 0.00             |
| 9128286B1    | US TREASURY 2.625 02/15/29 | 2024-05-30 | 5,200,000.00        | 4,755,968.75        | 51,375.00        | 0.00        | 34,308.42        | 68,250.00        | 17,433.42        |
| <b>TOTAL</b> |                            |            | <b>5,318,824.61</b> | <b>4,874,793.36</b> | <b>51,375.00</b> | <b>0.00</b> | <b>35,085.48</b> | <b>69,027.06</b> | <b>17,433.42</b> |

### SENIOR LIEN TRRB 2014

|              |   |            |                     |                     |                 |             |                 |                  |             |
|--------------|---|------------|---------------------|---------------------|-----------------|-------------|-----------------|------------------|-------------|
| CCYUSD       | Cash                                    | 2024-09-30 | (0.01)              | (0.01)              | 0.00            | 0.00        | 0.00            | 0.00             | 0.00        |
| 316175603    | FIDELITY IMM:GOVT,III                   | 2024-09-30 | 3,138,117.75        | 3,138,117.75        | 0.00            | 0.00        | 988.30          | 988.30           | 0.00        |
| 9128282U3    | UNITED STATES TREASURY 1.875 08/31/2024 | 2024-02-16 | 0.00                | 0.00                | 6,235.65        | 0.00        | 3,092.48        | 9,328.13         | 0.00        |
| <b>TOTAL</b> |   |            | <b>3,138,117.75</b> | <b>3,138,117.75</b> | <b>6,235.65</b> | <b>0.00</b> | <b>4,080.78</b> | <b>10,316.43</b> | <b>0.00</b> |

### SENIOR LIEN TRRB 2016

|              |   |            |                     |                     |                  |             |                 |                  |             |
|--------------|---|------------|---------------------|---------------------|------------------|-------------|-----------------|------------------|-------------|
| 316175603    | FIDELITY IMM:GOVT,III                   | 2024-09-30 | 4,666,710.41        | 4,666,710.41        | 0.00             | 0.00        | 1,779.05        | 1,779.05         | 0.00        |
| 9128282U3    | UNITED STATES TREASURY 1.875 08/31/2024 | 2024-02-16 | 0.00                | 0.00                | 10,904.55        | 0.00        | 5,407.95        | 16,312.50        | 0.00        |
| <b>TOTAL</b> |   |            | <b>4,666,710.41</b> | <b>4,666,710.41</b> | <b>10,904.55</b> | <b>0.00</b> | <b>7,187.00</b> | <b>18,091.55</b> | <b>0.00</b> |

### SENIOR LIEN TRRB 2021

|           |                       |            |              |              |      |      |          |          |      |
|-----------|-----------------------|------------|--------------|--------------|------|------|----------|----------|------|
| CCYUSD    | Cash                  | 2024-09-30 | (0.01)       | (0.01)       | 0.00 | 0.00 | 0.00     | 0.00     | 0.00 |
| 316175603 | FIDELITY IMM:GOVT,III | 2024-09-30 | 4,140,004.94 | 4,140,004.94 | 0.00 | 0.00 | 1,031.58 | 1,031.58 | 0.00 |



## Accrued Interest Schedule

| IDENTIFIER                              | DESCRIPTION                             | SETTLE DATE | PAR VALUE               | PRINCIPAL COST      | BEGINNING ACCRUED INTEREST | PURCHASED INTEREST | CURRENT PERIOD ACCRUAL | INTEREST RECEIVED   | ENDING ACCRUED INTEREST |
|---|---|-------------|-------------------------|---------------------|----------------------------|--------------------|------------------------|---------------------|-------------------------|
| 9128282U3                               | UNITED STATES TREASURY 1.875 08/31/2024 | 2024-02-16  | 0.00                    | 0.00                | 9,055.79                   | 0.00               | 4,491.08               | 13,546.88           | 0.00                    |
| 9128286B1                               | US TREASURY 2.625 02/15/29              | 2024-05-30  | 2,250,000.00            | 2,057,871.09        | 22,229.57                  | 0.00               | 14,844.99              | 29,531.25           | 7,543.31                |
| <b>TOTAL</b>                            |   |             | <b>6,390,004.94</b>     | <b>6,197,876.03</b> | <b>31,285.36</b>           | <b>0.00</b>        | <b>20,367.65</b>       | <b>44,109.71</b>    | <b>7,543.31</b>         |
| <b>TAX &amp; SUB LN TR REV BDS 2021</b> |   |             |                         |                     |                            |                    |                        |                     |                         |
| CCYUSD                                  | Cash                                    | 2024-09-30  | (0.01)                  | (0.01)              | 0.00                       | 0.00               | 0.00                   | 0.00                | 0.00                    |
| 316175603                               | FIDELITY IMM:GOVT;III                   | 2024-09-30  | 728,328.75              | 728,328.75          | 0.00                       | 0.00               | 803.33                 | 803.33              | 0.00                    |
| 9128282U3                               | UNITED STATES TREASURY 1.875 08/31/2024 | 2024-02-16  | 0.00                    | 0.00                | 4,167.54                   | 0.00               | 2,066.83               | 6,234.38            | 0.00                    |
| 912828J27                               | US TREASURY 2.000 02/15/25              | 2024-03-20  | 1,256,000.00            | 1,221,263.75        | 9,454.51                   | 0.00               | 6,313.76               | 12,560.00           | 3,208.26                |
| <b>TOTAL</b>                            |   |             | <b>1,984,328.75</b>     | <b>1,949,592.50</b> | <b>13,622.05</b>           | <b>0.00</b>        | <b>9,183.92</b>        | <b>19,597.71</b>    | <b>3,208.26</b>         |
| <b>GRAND TOTAL</b>                      |   |             | <b>1,067,245,245.86</b> |                     | <b>3,030,984.86</b>        | <b>0.00</b>        | <b>5,930,789.23</b>    | <b>6,437,939.89</b> | <b>2,523,834.21</b>     |



## Earnings by Fund

| CUSIP                            | DESCRIPTION  | ENDING PAR VALUE     | BEGINNING BOOK VALUE  | ENDING BOOK VALUE    | FINAL MATURITY | COUPON RATE | YIELD       | INTEREST EARNED   | NET AMORTIZATION/ACCRETION INCOME | NET REALIZED GAIN/LOSS | ADJUSTED INTEREST EARNINGS |
|----------------------------------|--|----------------------|-----------------------|----------------------|----------------|-------------|-------------|-------------------|-----------------------------------|------------------------|----------------------------|
| <b>2024 CERTIFICATE OF OBLIG</b> |  |                      |                       |                      |                |             |             |                   |                                   |                        |                            |
| 31846V567                        | FIRST AMER:GVT OBLG;Z                                | 47,513,458.56        | 0.00                  | 47,513,458.56        | 09/30/2024     | 4.73        | 4.78        | 0.00              | 0.00                              | 0.00                   | 0.00                       |
| <b>TOTAL</b>                     |  | <b>47,513,458.56</b> | <b>0.00</b>           | <b>47,513,458.56</b> |                | <b>4.73</b> | <b>4.78</b> | <b>0.00</b>       | <b>0.00</b>                       | <b>0.00</b>            | <b>0.00</b>                |
| <b>2024 FBC TRA BOND PROJECT</b> |  |                      |                       |                      |                |             |             |                   |                                   |                        |                            |
| 06054NPS4                        | BOFA SECURITIES 02/26/25                             | 7,500,000.00         | 7,235,000.00          | 7,336,583.33         | 02/26/2025     | 0.00        | 5.48        | 0.00              | 101,583.33                        | 0.00                   | 101,583.33                 |
| 06054NRB9                        | BOFA SECURITIES 04/11/25                             | 7,500,000.00         | 7,188,783.33          | 7,289,600.00         | 04/11/2025     | 0.00        | 5.46        | 0.00              | 100,816.67                        | 0.00                   | 100,816.67                 |
| 21687AQ30                        | COOPERATIVE UA 03/03/25                              | 7,500,000.00         | 7,235,093.75          | 7,334,568.75         | 03/03/2025     | 0.00        | 5.36        | 0.00              | 99,475.00                         | 0.00                   | 99,475.00                  |
| 31846V567                        | FIRST AMER:GVT OBLG;Z                                | 10,103,716.72        | 9,573,395.92          | 10,103,716.72        | 09/30/2024     | 4.80        | 4.78        | 83,386.51         | 0.00                              | 0.00                   | 83,386.51                  |
| 37828VKN2                        | GLENCOVE FNDG 10/22/24                               | 7,500,000.00         | 7,373,816.67          | 7,476,550.00         | 10/22/2024     | 0.00        | 5.49        | 0.00              | 102,733.33                        | 0.00                   | 102,733.33                 |
| 55609EJ41                        | Macquarie International Finance Limited 0.09/04/2024 | 0.00                 | 7,427,010.42          | 0.00                 | 09/04/2024     | 0.00        | 5.50        | 0.00              | 72,989.58                         | (0.00)                 | 72,989.58                  |
| 59157TN66                        | METLIFE SHRT TRM 01/06/25                            | 7,500,000.00         | 7,293,281.25          | 7,393,906.25         | 01/06/2025     | 0.00        | 5.40        | 0.00              | 100,625.00                        | 0.00                   | 100,625.00                 |
| 63307LT92                        | NATL BK CANADA 06/09/25                              | 7,500,000.00         | 7,128,416.70          | 7,228,083.36         | 06/09/2025     | 0.00        | 5.41        | 0.00              | 99,666.66                         | 0.00                   | 99,666.66                  |
| 71708EL60                        | PFIZER 11/06/24                                      | 7,500,000.00         | 7,358,400.00          | 7,460,175.00         | 11/06/2024     | 0.00        | 5.44        | 0.00              | 101,775.00                        | 0.00                   | 101,775.00                 |
| 71708EM36                        | PFIZER 12/03/24                                      | 7,500,000.00         | 7,328,854.17          | 7,430,437.50         | 12/03/2024     | 0.00        | 5.44        | 0.00              | 101,583.33                        | 0.00                   | 101,583.33                 |
| 78013VVRO                        | RBC 08/25/25   | 7,500,000.00         | 0.00                  | 7,205,483.33         | 08/25/2025     | 0.00        | 4.45        | 0.00              | 28,733.33                         | 0.00                   | 28,733.33                  |
| 85324TSG2                        | STD CHARTERED BK 05/16/25                            | 7,500,000.00         | 7,155,081.25          | 7,254,556.25         | 05/16/2025     | 0.00        | 5.39        | 0.00              | 99,475.00                         | 0.00                   | 99,475.00                  |
| 91282CFW6                        | US TREASURY 4.500 11/15/25                           | 8,000,000.00         | 7,941,209.37          | 7,951,983.75         | 11/15/2025     | 4.50        | 5.06        | 90,000.00         | 10,774.38                         | 0.00                   | 100,774.38                 |
| CADENCEBANK                      | Cadence Bank   | 261,254.56           | 17,083,723.48         | 261,254.56           | 09/30/2024     | 0.00        | 0.00        | 6,252.23          | 0.00                              | 0.00                   | 6,252.23                   |
| <b>TOTAL</b>                     |  | <b>93,364,971.28</b> | <b>107,322,066.30</b> | <b>91,726,898.80</b> |                | <b>0.93</b> | <b>5.23</b> | <b>179,638.74</b> | <b>1,020,230.62</b>               | <b>(0.00)</b>          | <b>1,199,869.36</b>        |
| <b>2024 LIMITED TAX BD PK</b>    |  |                      |                       |                      |                |             |             |                   |                                   |                        |                            |
| 31846V567                        | FIRST AMER:GVT OBLG;Z                                | 8,002,266.70         | 0.00                  | 8,002,266.70         | 09/30/2024     | 4.73        | 4.78        | 0.00              | 0.00                              | 0.00                   | 0.00                       |
| <b>TOTAL</b>                     |  | <b>8,002,266.70</b>  | <b>0.00</b>           | <b>8,002,266.70</b>  |                | <b>4.73</b> | <b>4.78</b> | <b>0.00</b>       | <b>0.00</b>                       | <b>0.00</b>            | <b>0.00</b>                |
| <b>2024 UNLIMITED TX RD BD</b>   |  |                      |                       |                      |                |             |             |                   |                                   |                        |                            |
| 31846V567                        | FIRST AMER:GVT OBLG;Z                                | 48,513,741.89        | 0.00                  | 48,513,741.89        | 09/30/2024     | 4.73        | 4.78        | 0.00              | 0.00                              | 0.00                   | 0.00                       |



## Earnings by Fund

| CUSIP                              | DESCRIPTION  | ENDING PAR VALUE     | BEGINNING BOOK VALUE | ENDING BOOK VALUE    | FINAL MATURITY | COUPON RATE | YIELD       | INTEREST EARNED   | NET AMORTIZATION/ACCRETION INCOME | NET REALIZED GAIN/LOSS | ADJUSTED INTEREST EARNINGS |
|------------------------------------|--|----------------------|----------------------|----------------------|----------------|-------------|-------------|-------------------|-----------------------------------|------------------------|----------------------------|
| <b>TOTAL</b>                       |  | <b>48,513,741.89</b> | <b>0.00</b>          | <b>48,513,741.89</b> |                | <b>4.73</b> | <b>4.78</b> | <b>0.00</b>       | <b>0.00</b>                       | <b>0.00</b>            | <b>0.00</b>                |
| <b>PFC 2023 PROJECT FUND</b>       |  |                      |                      |                      |                |             |             |                   |                                   |                        |                            |
| 05571BQ30                          | BPCE 03/03/25  | 5,000,000.00         | 0.00                 | 4,897,575.00         | 03/03/2025     | 0.00        | 4.94        | 0.00              | 22,091.67                         | 0.00                   | 22,091.67                  |
| 06741FGA9                          | Barclays Bank PLC New York Branch 0.0 07/10/2024       | 0.00                 | 5,647,478.85         | 0.00                 | 07/10/2024     | 0.00        | 5.47        | 0.00              | 7,521.15                          | 0.00                   | 7,521.15                   |
| 17277AR17                          | CISCO SYSTEMS 04/01/25                                 | 5,000,000.00         | 0.00                 | 4,880,436.12         | 04/01/2025     | 0.00        | 4.86        | 0.00              | 21,679.17                         | 0.00                   | 21,679.17                  |
| 233809805                          | FIDELITY IMM:TRS O:II                                  | 4,312,451.37         | 14,704,161.03        | 4,312,451.37         | 09/30/2024     | 4.71        | 4.76        | 160,022.87        | 0.00                              | 0.00                   | 160,022.87                 |
| 3130AWLY4                          | FHLBANKS 5.125 06/13/25                                | 6,930,000.00         | 6,964,261.39         | 6,955,177.68         | 06/13/2025     | 5.13        | 4.58        | 88,790.63         | (9,083.71)                        | 0.00                   | 79,706.91                  |
| 3130AYCN4                          | FHLBANKS 4.750 01/03/25                                | 5,500,000.00         | 5,497,639.23         | 5,498,806.92         | 01/03/2025     | 4.75        | 4.84        | 65,312.50         | 1,167.69                          | 0.00                   | 66,480.19                  |
| 3135G05X7                          | FANNIE MAE 0.375 08/25/25                              | 5,870,000.00         | 5,603,918.20         | 5,662,202.79         | 08/25/2025     | 0.38        | 4.50        | 5,503.13          | 58,284.58                         | 0.00                   | 63,787.71                  |
| 45685QK32                          | ING (U.S.) Funding LLC 0.0 10/03/2024                  | 5,720,000.00         | 5,644,276.73         | 5,718,388.87         | 10/03/2024     | 0.00        | 5.24        | 0.00              | 74,112.13                         | 0.00                   | 74,112.13                  |
| 55607KJG2                          | Macquarie Bank Limited 0.0 09/16/2024                  | 0.00                 | 5,647,102.76         | 0.00                 | 09/16/2024     | 0.00        | 5.32        | 0.00              | 62,897.24                         | 0.00                   | 62,897.24                  |
| 55609EHG6                          | Macquarie International Finance Limited 0.0 08/16/2024 | 0.00                 | 5,647,008.41         | 0.00                 | 08/16/2024     | 0.00        | 5.39        | 0.00              | 37,991.59                         | 0.00                   | 37,991.59                  |
| 69448WNQ3                          | PACIFIC FDG 01/24/25                                   | 5,115,000.00         | 4,967,943.75         | 5,033,302.08         | 01/24/2025     | 0.00        | 5.19        | 0.00              | 65,358.33                         | 0.00                   | 65,358.33                  |
| 69448WPC2                          | PACIFIC FDG 02/12/25                                   | 6,000,000.00         | 5,813,550.00         | 5,889,450.00         | 02/12/2025     | 0.00        | 5.14        | 0.00              | 75,900.00                         | 0.00                   | 75,900.00                  |
| 89119ALF3                          | TD 11/15/24  | 5,700,000.00         | 5,595,012.33         | 5,665,515.00         | 11/15/2024     | 0.00        | 5.00        | 0.00              | 70,502.67                         | 0.00                   | 70,502.67                  |
| 89119AMA3                          | TD 12/10/24  | 5,770,000.00         | 5,641,992.55         | 5,714,688.14         | 12/10/2024     | 0.00        | 5.11        | 0.00              | 72,695.59                         | 0.00                   | 72,695.59                  |
| 912828J27                          | US TREASURY 2.000 02/15/25                             | 5,620,000.00         | 5,526,865.89         | 5,564,282.21         | 02/15/2025     | 2.00        | 4.75        | 28,251.04         | 37,416.32                         | 0.00                   | 65,667.36                  |
| 91282CEQ0                          | US TREASURY 2.750 05/15/25                             | 6,125,000.00         | 6,029,895.02         | 6,057,409.67         | 05/15/2025     | 2.75        | 4.61        | 42,109.38         | 27,514.65                         | 0.00                   | 69,624.02                  |
| 91282CEY3                          | US TREASURY 3.000 07/15/25                             | 6,050,000.00         | 5,960,110.03         | 5,981,930.29         | 07/15/2025     | 3.00        | 4.49        | 45,450.88         | 21,820.26                         | 0.00                   | 67,271.13                  |
| 91282CFP1                          | US TREASURY 4.250 10/15/25                             | 5,000,000.00         | 4,992,522.11         | 4,993,982.76         | 10/15/2025     | 4.25        | 4.37        | 53,415.30         | 1,460.65                          | 0.00                   | 54,875.95                  |
| <b>TOTAL</b>                       |  | <b>83,712,451.37</b> | <b>99,883,738.30</b> | <b>82,825,598.89</b> |                | <b>1.84</b> | <b>4.82</b> | <b>488,855.71</b> | <b>649,329.97</b>                 | <b>0.00</b>            | <b>1,138,185.69</b>        |
| <b>POOLED INVESTMENT PORTFOLIO</b> |  |                      |                      |                      |                |             |             |                   |                                   |                        |                            |
| 05253AL16                          | ANZ BANK 11/01/24                                      | 7,000,000.00         | 6,881,612.50         | 6,970,162.50         | 11/01/2024     | 0.00        | 5.11        | 0.00              | 88,550.00                         | 0.00                   | 88,550.00                  |
| 05571BQR7                          | BPCE 03/25/25  | 15,000,000.00        | 14,413,712.50        | 14,615,729.17        | 03/25/2025     | 0.00        | 5.48        | 0.00              | 202,016.67                        | 0.00                   | 202,016.67                 |
| 06054NK34                          | BofA Securities, Inc. 0.0 10/03/2024                   | 10,000,000.00        | 9,860,827.78         | 9,997,038.89         | 10/03/2024     | 0.00        | 5.53        | 0.00              | 136,211.11                        | 0.00                   | 136,211.11                 |





## Earnings by Fund

| CUSIP     | DESCRIPTION   | ENDING PAR VALUE | BEGINNING BOOK VALUE | ENDING BOOK VALUE | FINAL MATURITY | COUPON RATE | YIELD | INTEREST EARNED | NET AMORTIZATION/ ACCRETION INCOME | NET REALIZED GAIN/LOSS | ADJUSTED INTEREST EARNINGS |
|-----------|---|------------------|----------------------|-------------------|----------------|-------------|-------|-----------------|------------------------------------|------------------------|----------------------------|
| 06054NL41 | BOFA SECURITIES 11/04/24  | 15,000,000.00    | 14,721,750.00        | 14,924,916.67     | 11/04/2024     | 0.00        | 5.51  | 0.00            | 203,166.66                         | 0.00                   | 203,166.66                 |
| 06741FMG9 | BARCLAYS BNK PLC 12/16/24   | 15,000,000.00    | 14,626,200.00        | 14,830,900.00     | 12/16/2024     | 0.00        | 5.51  | 0.00            | 204,700.00                         | 0.00                   | 204,700.00                 |
| 13608AJ56 | Canadian Imperial Bank of Commerce 0.0 09/05/2024                 | 0.00             | 9,902,650.00         | 0.00              | 09/05/2024     | 0.00        | 5.49  | 0.00            | 97,350.00                          | 0.00                   | 97,350.00                  |
| 139999998 | Texas Connect   | 50,231,583.63    | 0.00                 | 50,231,583.63     | 09/30/2024     | 0.00        | 5.05  | 231,583.63      | 0.00                               | 0.00                   | 231,583.63                 |
| 22533TGS9 | Credit Agricole Corporate And Investment Bank, New 0.0 07/26/2024 | 0.00             | 8,966,125.00         | 0.00              | 07/26/2024     | 0.00        | 5.60  | 0.00            | 33,875.00                          | 0.00                   | 33,875.00                  |
| 3130AVBD3 | FHLBANKS 4.500 03/09/29   | 15,000,000.00    | 14,891,292.81        | 14,897,134.55     | 03/09/2029     | 4.50        | 4.67  | 168,750.00      | 5,841.74                           | 0.00                   | 174,591.74                 |
| 3130AXU63 | FHLBANKS 4.625 11/17/26   | 15,000,000.00    | 15,032,000.73        | 15,028,612.85     | 11/17/2026     | 4.63        | 4.53  | 173,437.50      | (3,387.88)                         | 0.00                   | 170,049.62                 |
| 3133ERCF6 | FED FARM CR BNKS 4.625 10/23/28                                   | 15,000,000.00    | 14,964,339.62        | 14,966,422.64     | 10/23/2028     | 4.63        | 4.69  | 173,437.50      | 2,083.02                           | 0.00                   | 175,520.52                 |
| 3133ERDH1 | FED FARM CR BNKS 4.750 04/30/29                                   | 15,000,000.00    | 15,122,530.92        | 15,116,140.41     | 04/30/2029     | 4.75        | 4.56  | 178,125.00      | (6,390.50)                         | 0.00                   | 171,734.50                 |
| 3135G06G3 | FANNIE MAE 0.500 11/07/25   | 15,000,000.00    | 14,203,000.85        | 14,351,429.84     | 11/07/2025     | 0.50        | 4.65  | 18,750.00       | 148,428.99                         | 0.00                   | 167,178.99                 |
| 31846V567 | FIRST AMER:GVT OBLG;Z   | 32,387,790.21    | 0.36                 | 32,387,790.21     | 09/30/2024     | 4.80        | 4.78  | 27,804.00       | 0.00                               | 0.00                   | 27,804.00                  |
| 4497W0LN6 | ING US FUNDING 11/22/24   | 15,000,000.00    | 14,680,200.00        | 14,884,516.67     | 11/22/2024     | 0.00        | 5.49  | 0.00            | 204,316.67                         | 0.00                   | 204,316.67                 |
| 50244LKU7 | LVMH 10/28/24   | 15,000,000.00    | 14,736,216.67        | 14,940,150.00     | 10/28/2024     | 0.00        | 5.47  | 0.00            | 203,933.33                         | 0.00                   | 203,933.33                 |
| 62479LJG1 | MUFG Bank, Ltd. - New York Branch 0.0 09/16/2024                  | 0.00             | 12,262,614.89        | 0.00              | 09/16/2024     | 0.00        | 5.35  | 0.00            | 137,385.11                         | 0.00                   | 137,385.11                 |
| 62479LK38 | MUFG Bank, Ltd. - New York Branch 0.0 10/03/2024                  | 12,650,000.00    | 12,482,865.39        | 12,646,443.94     | 10/03/2024     | 0.00        | 5.22  | 0.00            | 163,578.55                         | 0.00                   | 163,578.55                 |
| 63873JNH9 | NATIXIS NY 01/17/25   | 15,000,000.00    | 14,560,000.00        | 14,762,400.00     | 01/17/2025     | 0.00        | 5.46  | 0.00            | 202,400.00                         | 0.00                   | 202,400.00                 |
| 85324TRQ1 | STD CHARTERED BK 04/24/25   | 15,000,000.00    | 14,349,075.00        | 14,550,708.33     | 04/24/2025     | 0.00        | 5.48  | 0.00            | 201,633.33                         | 0.00                   | 201,633.33                 |
| 87019RG18 | Swedbank AB (publ) 0.0 07/01/2024                                 | 0.00             | 10,300,000.00        | 0.00              | 07/01/2024     | 0.00        | 5.61  | 0.00            | 0.00                               | 0.00                   | 0.00                       |
| 89119AMG0 | TD 12/16/24   | 12,500,000.00    | 12,212,416.67        | 12,369,902.78     | 12/16/2024     | 0.00        | 5.12  | 0.00            | 157,486.11                         | 0.00                   | 157,486.11                 |
| 89119ANQ7 | TD 01/24/25   | 15,000,000.00    | 14,560,987.50        | 14,756,104.17     | 01/24/2025     | 0.00        | 5.27  | 0.00            | 195,116.67                         | 0.00                   | 195,116.67                 |
| 912797GL5 | UNITED STATES TREASURY 0.0 09/05/2024                             | 0.00             | 7,422,590.15         | 0.00              | 09/05/2024     | 0.00        | 5.34  | 0.00            | 70,409.85                          | 0.00                   | 70,409.85                  |
| 912828J27 | US TREASURY 2.000 02/15/25  | 20,000,000.00    | 19,643,421.34        | 19,786,675.65     | 02/15/2025     | 2.00        | 4.97  | 100,537.51      | 143,254.31                         | 0.00                   | 243,791.81                 |
| 912828J27 | US TREASURY 2.000 02/15/25  | 7,332,000.00     | 7,192,133.69         | 7,248,324.52      | 02/15/2025     | 2.00        | 5.16  | 36,857.05       | 56,190.84                          | 0.00                   | 93,047.89                  |
| 912828V98 | US TREASURY 2.250 02/15/27  | 15,000,000.00    | 14,264,929.58        | 14,335,447.28     | 02/15/2027     | 2.25        | 4.27  | 84,828.52       | 70,517.70                          | 0.00                   | 155,346.23                 |
| 91282CFE6 | US TREASURY 3.125 08/15/25  | 20,000,000.00    | 19,662,583.44        | 19,738,296.42     | 08/15/2025     | 3.13        | 4.70  | 157,089.85      | 75,712.99                          | 0.00                   | 232,802.84                 |
| 91282CFH9 | US TREASURY 3.125 08/31/27  | 15,000,000.00    | 14,299,414.07        | 14,355,170.04     | 08/31/2027     | 3.13        | 4.74  | 117,841.98      | 55,755.97                          | 0.00                   | 173,597.96                 |



## Earnings by Fund

| CUSIP        | DESCRIPTION                                | ENDING PAR VALUE      | BEGINNING BOOK VALUE  | ENDING BOOK VALUE     | FINAL MATURITY | COUPON RATE | YIELD       | INTEREST EARNED     | NET AMORTIZATION/ ACCRETION INCOME | NET REALIZED GAIN/LOSS | ADJUSTED INTEREST EARNINGS |
|--------------|--|-----------------------|-----------------------|-----------------------|----------------|-------------|-------------|---------------------|------------------------------------|------------------------|----------------------------|
| 91282CFP1    | US TREASURY 4.250 10/15/25                 | 12,000,000.00         | 11,874,490.21         | 11,899,005.92         | 10/15/2025     | 4.25        | 5.10        | 128,196.72          | 24,515.71                          | 0.00                   | 152,712.43                 |
| 91282CGL9    | US TREASURY 4.000 02/15/26                 | 20,000,000.00         | 19,808,435.94         | 19,838,105.80         | 02/15/2026     | 4.00        | 4.62        | 201,075.01          | 29,669.85                          | 0.00                   | 230,744.87                 |
| 91282CGP0    | US TREASURY 4.000 02/29/28                 | 15,000,000.00         | 14,649,827.75         | 14,673,905.36         | 02/29/2028     | 4.00        | 4.70        | 150,837.74          | 24,077.61                          | 0.00                   | 174,915.35                 |
| 91282CHB0    | US TREASURY 3.625 05/15/26                 | 10,000,000.00         | 9,839,801.42          | 9,861,380.14          | 05/15/2026     | 3.63        | 4.54        | 90,625.00           | 21,578.73                          | 0.00                   | 112,203.73                 |
| 91282CHD6    | US TREASURY 4.250 05/31/25                 | 10,000,000.00         | 9,951,856.55          | 9,965,117.62          | 05/31/2025     | 4.25        | 4.80        | 106,830.60          | 13,261.07                          | 0.00                   | 120,091.67                 |
| 91282CHU8    | US TREASURY 4.375 08/15/26                 | 20,000,000.00         | 19,954,806.53         | 19,960,171.43         | 08/15/2026     | 4.38        | 4.49        | 219,925.79          | 5,364.90                           | 0.00                   | 225,290.70                 |
| 9612COHT9    | Westpac Banking Corporation 0.0 08/27/2024 | 0.00                  | 19,832,166.67         | 0.00                  | 08/27/2024     | 0.00        | 5.48        | 0.00                | 167,833.33                         | 0.00                   | 167,833.33                 |
| CADENCEBANK  | Cadence Bank                               | 22,971,868.44         | 42,537,307.86         | 22,971,868.44         | 09/30/2024     | 0.00        | 0.00        | 117,577.52          | 0.00                               | 0.00                   | 117,577.52                 |
| LOGIC        | LOGIC                                      | 14,394,857.93         | 18,164,023.90         | 14,394,857.93         | 09/30/2024     | 0.00        | 5.04        | 212,424.31          | 0.00                               | 0.00                   | 212,424.31                 |
| TXCLASS      | Texas CLASS                                | 230,716,383.52        | 180,492,438.14        | 230,716,383.52        | 09/30/2024     | 0.00        | 5.06        | 2,425,244.69        | 0.00                               | 0.00                   | 2,425,244.69               |
| TXRANGE      | Texas Range TexasDAILY Fund                | 3,964.10              | 3,912.20              | 3,964.10              | 09/30/2024     | 5.04        | 4.98        | 35.21               | 0.00                               | 0.00                   | 35.21                      |
| <b>TOTAL</b> |  | <b>752,188,447.83</b> | <b>703,324,558.60</b> | <b>746,976,761.42</b> |                | <b>1.34</b> | <b>4.84</b> | <b>5,121,815.14</b> | <b>3,336,437.46</b>                | <b>0.00</b>            | <b>8,458,252.60</b>        |

| REVENUE REF BONDS 2021A |   |                     |                     |                     |            |             |             |                  |                  |             |                   |
|-------------------------|---|---------------------|---------------------|---------------------|------------|-------------|-------------|------------------|------------------|-------------|-------------------|
| 316175603               | FIDELITY IMM:GOVT;III                   | 3,091,385.69        | 200,813.79          | 3,091,385.69        | 09/30/2024 | 4.61        | 4.58        | 3,581.90         | 0.00             | 0.00        | 3,581.90          |
| 9128282U3               | UNITED STATES TREASURY 1.875 08/31/2024 | 0.00                | 2,784,488.74        | 0.00                | 08/31/2024 | 1.88        | 5.30        | 8,702.45         | 15,511.26        | 0.00        | 24,213.71         |
| 912828J27               | US TREASURY 2.000 02/15/25              | 6,074,000.00        | 5,958,131.48        | 6,004,681.28        | 02/15/2025 | 2.00        | 5.16        | 30,533.24        | 46,549.80        | 0.00        | 77,083.04         |
| <b>TOTAL</b>            |   | <b>9,165,385.69</b> | <b>8,943,434.00</b> | <b>9,096,066.97</b> |            | <b>2.88</b> | <b>4.96</b> | <b>42,817.59</b> | <b>62,061.06</b> | <b>0.00</b> | <b>104,878.65</b> |

| SENIOR LIEN DSR 2014 |                            |                     |                     |                     |            |             |             |                  |                  |             |                  |
|----------------------|----------------------------|---------------------|---------------------|---------------------|------------|-------------|-------------|------------------|------------------|-------------|------------------|
| 316175603            | FIDELITY IMM:GOVT;III      | 86,536.09           | 43,891.74           | 86,536.09           | 09/30/2024 | 4.61        | 4.58        | 644.35           | 0.00             | 0.00        | 644.35           |
| 9128286B1            | US TREASURY 2.625 02/15/29 | 3,200,000.00        | 2,931,827.82        | 2,946,426.54        | 02/15/2029 | 2.63        | 4.66        | 21,112.88        | 14,598.72        | 0.00        | 35,711.60        |
| <b>TOTAL</b>         |                            | <b>3,286,536.09</b> | <b>2,975,719.56</b> | <b>3,032,962.63</b> |            | <b>2.68</b> | <b>4.66</b> | <b>21,757.23</b> | <b>14,598.72</b> | <b>0.00</b> | <b>36,355.95</b> |

| SENIOR LIEN DSR 2016 |                            |                     |                     |                     |            |             |             |                  |                  |             |                  |
|----------------------|----------------------------|---------------------|---------------------|---------------------|------------|-------------|-------------|------------------|------------------|-------------|------------------|
| 316175603            | FIDELITY IMM:GOVT;III      | 118,824.61          | 49,797.55           | 118,824.61          | 09/30/2024 | 4.61        | 4.58        | 777.06           | 0.00             | 0.00        | 777.06           |
| 9128286B1            | US TREASURY 2.625 02/15/29 | 5,200,000.00        | 4,764,220.20        | 4,787,943.13        | 02/15/2029 | 2.63        | 4.66        | 34,308.42        | 23,722.92        | 0.00        | 58,031.35        |
| <b>TOTAL</b>         |                            | <b>5,318,824.61</b> | <b>4,814,017.75</b> | <b>4,906,767.74</b> |            | <b>2.67</b> | <b>4.66</b> | <b>35,085.48</b> | <b>23,722.92</b> | <b>0.00</b> | <b>58,808.41</b> |



## Earnings by Fund

| CUSIP                                   | DESCRIPTION                             | ENDING PAR VALUE    | BEGINNING BOOK VALUE | ENDING BOOK VALUE   | FINAL MATURITY | COUPON RATE | YIELD       | INTEREST EARNED  | NET AMORTIZATION/ ACCRETION INCOME | NET REALIZED GAIN/LOSS | ADJUSTED INTEREST EARNINGS |
|---|---|---------------------|----------------------|---------------------|----------------|-------------|-------------|------------------|------------------------------------|------------------------|----------------------------|
| <b>SENIOR LIEN TRRB 2014</b>            |   |                     |                      |                     |                |             |             |                  |                                    |                        |                            |
| 316175603                               | FIDELITY IMM:GOVT;III                   | 3,138,117.75        | 67,801.32            | 3,138,117.75        | 09/30/2024     | 4.61        | 4.58        | 988.30           | 0.00                               | 0.00                   | 988.30                     |
| 912797GL5                               | UNITED STATES TREASURY 0.0 09/05/2024   | 0.00                | 2,045,595.71         | 0.00                | 09/05/2024     | 0.00        | 5.34        | 0.00             | 19,404.29                          | 0.00                   | 19,404.29                  |
| 9128282U3                               | UNITED STATES TREASURY 1.875 08/31/2024 | 0.00                | 989,487.96           | 0.00                | 08/31/2024     | 1.88        | 5.30        | 3,092.48         | 5,512.04                           | (0.00)                 | 8,604.51                   |
| CCYUSD                                  | Cash                                    | (0.01)              | 0.00                 | (0.01)              | 09/30/2024     | 0.00        | 0.00        | 0.00             | 0.00                               | 0.00                   | 0.00                       |
| <b>TOTAL</b>                            |   | <b>3,138,117.75</b> | <b>3,102,884.99</b>  | <b>3,138,117.75</b> |                | <b>4.61</b> | <b>4.58</b> | <b>4,080.78</b>  | <b>24,916.33</b>                   | <b>(0.00)</b>          | <b>28,997.10</b>           |
| <b>SENIOR LIEN TRRB 2016</b>            |   |                     |                      |                     |                |             |             |                  |                                    |                        |                            |
| 316175603                               | FIDELITY IMM:GOVT;III                   | 4,666,710.41        | 93,618.86            | 4,666,710.41        | 09/30/2024     | 4.61        | 4.58        | 1,779.05         | 0.00                               | 0.00                   | 1,779.05                   |
| 912797GL5                               | UNITED STATES TREASURY 0.0 09/05/2024   | 0.00                | 2,788,548.15         | 0.00                | 09/05/2024     | 0.00        | 5.34        | 0.00             | 26,451.85                          | 0.00                   | 26,451.85                  |
| 9128282U3                               | UNITED STATES TREASURY 1.875 08/31/2024 | 0.00                | 1,730,360.86         | 0.00                | 08/31/2024     | 1.88        | 5.30        | 5,407.95         | 9,639.14                           | 0.00                   | 15,047.09                  |
| <b>TOTAL</b>                            |   | <b>4,666,710.41</b> | <b>4,612,527.86</b>  | <b>4,666,710.41</b> |                | <b>4.61</b> | <b>4.58</b> | <b>7,187.00</b>  | <b>36,090.99</b>                   | <b>0.00</b>            | <b>43,277.99</b>           |
| <b>SENIOR LIEN TRRB 2021</b>            |   |                     |                      |                     |                |             |             |                  |                                    |                        |                            |
| 316175603                               | FIDELITY IMM:GOVT;III                   | 4,140,004.94        | 37,895.23            | 4,140,004.94        | 09/30/2024     | 4.61        | 4.58        | 1,031.58         | 0.00                               | 0.00                   | 1,031.58                   |
| 912797GL5                               | UNITED STATES TREASURY 0.0 09/05/2024   | 0.00                | 2,588,446.29         | 0.00                | 09/05/2024     | 0.00        | 5.34        | 0.00             | 24,553.71                          | 0.00                   | 24,553.71                  |
| 9128282U3                               | UNITED STATES TREASURY 1.875 08/31/2024 | 0.00                | 1,436,995.08         | 0.00                | 08/31/2024     | 1.88        | 5.30        | 4,491.08         | 8,004.92                           | 0.00                   | 12,496.00                  |
| 9128286B1                               | US TREASURY 2.625 02/15/29              | 2,250,000.00        | 2,061,441.43         | 2,071,706.16        | 02/15/2029     | 2.63        | 4.66        | 14,844.99        | 10,264.73                          | 0.00                   | 25,109.72                  |
| CCYUSD                                  | Cash                                    | (0.01)              | 0.00                 | (0.01)              | 09/30/2024     | 0.00        | 0.00        | 0.00             | 0.00                               | 0.00                   | 0.00                       |
| <b>TOTAL</b>                            |   | <b>6,390,004.94</b> | <b>6,124,778.03</b>  | <b>6,211,711.09</b> |                | <b>3.93</b> | <b>4.61</b> | <b>20,367.65</b> | <b>42,823.35</b>                   | <b>0.00</b>            | <b>63,191.01</b>           |
| <b>TAX &amp; SUB LN TR REV BDS 2021</b> |   |                     |                      |                     |                |             |             |                  |                                    |                        |                            |
| 316175603                               | FIDELITY IMM:GOVT;III                   | 728,328.75          | 43,731.04            | 728,328.75          | 09/30/2024     | 4.61        | 4.58        | 803.33           | 0.00                               | 0.00                   | 803.33                     |
| 9128282U3                               | UNITED STATES TREASURY 1.875 08/31/2024 | 0.00                | 661,316.07           | 0.00                | 08/31/2024     | 1.88        | 5.30        | 2,066.83         | 3,683.93                           | 0.00                   | 5,750.76                   |
| 912828J27                               | US TREASURY 2.000 02/15/25              | 1,256,000.00        | 1,232,040.36         | 1,241,666.07        | 02/15/2025     | 2.00        | 5.16        | 6,313.76         | 9,625.71                           | 0.00                   | 15,939.46                  |



## Earnings by Fund

| CUSIP              | DESCRIPTION | ENDING PAR VALUE    | BEGINNING BOOK VALUE  | ENDING BOOK VALUE       | FINAL MATURITY | COUPON RATE | YIELD       | INTEREST EARNED     | NET AMORTIZATION/ ACCRETION INCOME | NET REALIZED GAIN/LOSS | ADJUSTED INTEREST EARNINGS |
|--------------------|-------------|---------------------|-----------------------|-------------------------|----------------|-------------|-------------|---------------------|------------------------------------|------------------------|----------------------------|
| CCYUSD             | Cash        | (0.01)              | 0.00                  | (0.01)                  | 09/30/2024     | 0.00        | 0.00        | 0.00                | 0.00                               | 0.00                   | 0.00                       |
| <b>TOTAL</b>       |             | <b>1,984,328.75</b> | <b>1,937,087.47</b>   | <b>1,969,994.81</b>     |                | <b>2.96</b> | <b>4.95</b> | <b>9,183.92</b>     | <b>13,309.63</b>                   | <b>0.00</b>            | <b>22,493.55</b>           |
| <b>GRAND TOTAL</b> |             |                     | <b>943,040,812.87</b> | <b>1,058,581,057.65</b> |                | <b>1.74</b> | <b>4.87</b> | <b>5,930,789.23</b> | <b>5,223,521.07</b>                | <b>(0.00)</b>          | <b>11,154,310.30</b>       |

## Projected Cashflows

For the Period October 01, 2024 to March 31, 2025

| CUSIP                            | DESCRIPTION                         | POST DATE  | TRANSACTION TYPE | AMOUNT              |
|----------------------------------|-------------------------------------|------------|------------------|---------------------|
| <b>2024 FBC TRA BOND PROJECT</b> |                                     |            |                  |                     |
| <b>OCT 2024</b>                  |                                     |            |                  |                     |
| 37828VKN2                        | Glencove Funding DAC 0.0 10/22/2024 | 10/22/2024 | Maturity         | 7,500,000.00        |
| <b>OCT 2024 TOTAL</b>            |                                     |            |                  | <b>7,500,000.00</b> |
| <b>NOV 2024</b>                  |                                     |            |                  |                     |
| 71708EL60                        | PFIZER 11/06/24                     | 11/06/2024 | Final Maturity   | 7,500,000.00        |
| 91282CFW6                        | US TREASURY 4.500 11/15/25          | 11/15/2024 | Coupon           | 180,000.00          |
| <b>NOV 2024 TOTAL</b>            |                                     |            |                  | <b>7,680,000.00</b> |
| <b>DEC 2024</b>                  |                                     |            |                  |                     |
| 71708EM36                        | PFIZER 12/03/24                     | 12/03/2024 | Final Maturity   | 7,500,000.00        |
| <b>DEC 2024 TOTAL</b>            |                                     |            |                  | <b>7,500,000.00</b> |
| <b>JAN 2025</b>                  |                                     |            |                  |                     |
| 59157TN66                        | METLIFE SHRT TRM 01/06/25           | 01/06/2025 | Final Maturity   | 7,500,000.00        |
| <b>JAN 2025 TOTAL</b>            |                                     |            |                  | <b>7,500,000.00</b> |
| <b>FEB 2025</b>                  |                                     |            |                  |                     |
| 06054NPS4                        | BOFA SECURITIES 02/26/25            | 02/26/2025 | Final Maturity   | 7,500,000.00        |
| <b>FEB 2025 TOTAL</b>            |                                     |            |                  | <b>7,500,000.00</b> |
| <b>MAR 2025</b>                  |                                     |            |                  |                     |
| 21687AQ30                        | COOPERATIEVE UA 03/03/25            | 03/03/2025 | Final Maturity   | 7,500,000.00        |
| <b>MAR 2025 TOTAL</b>            |                                     |            |                  | <b>7,500,000.00</b> |
| <b>APR 2025</b>                  |                                     |            |                  |                     |
| 06054NRB9                        | BOFA SECURITIES 04/11/25            | 04/11/2025 | Final Maturity   | 7,500,000.00        |
| <b>APR 2025 TOTAL</b>            |                                     |            |                  | <b>7,500,000.00</b> |
| <b>MAY 2025</b>                  |                                     |            |                  |                     |
| 91282CFW6                        | US TREASURY 4.500 11/15/25          | 05/15/2025 | Coupon           | 180,000.00          |

## Projected Cashflows

For the Period October 01, 2024 to March 31, 2025

| CUSIP                                  | DESCRIPTION                           | POST DATE  | TRANSACTION TYPE | AMOUNT               |
|--|---------------------------------------|------------|------------------|----------------------|
| 85324TSG2                              | STD CHARTERED BK 05/16/25             | 05/16/2025 | Final Maturity   | 7,500,000.00         |
| <b>MAY 2025 TOTAL</b>                  |                                       |            |                  | <b>7,680,000.00</b>  |
| <b>JUN 2025</b>                        |                                       |            |                  |                      |
| 63307LT92                              | NATL BK CANADA 06/09/25               | 06/09/2025 | Final Maturity   | 7,500,000.00         |
| <b>JUN 2025 TOTAL</b>                  |                                       |            |                  | <b>7,500,000.00</b>  |
| <b>2024 FBC TRA BOND PROJECT TOTAL</b> |                                       |            |                  | <b>67,860,000.00</b> |
| <b>PFC 2023 PROJECT FUND</b>           |                                       |            |                  |                      |
| <b>OCT 2024</b>                        |                                       |            |                  |                      |
| 45685QK32                              | ING (U.S.) Funding LLC 0.0 10/03/2024 | 10/03/2024 | Maturity         | 5,720,000.00         |
| 91282CFP1                              | US TREASURY 4.250 10/15/25            | 10/15/2024 | Coupon           | 106,250.00           |
| <b>OCT 2024 TOTAL</b>                  |                                       |            |                  | <b>5,826,250.00</b>  |
| <b>NOV 2024</b>                        |                                       |            |                  |                      |
| 89119ALF3                              | TD 11/15/24                           | 11/15/2024 | Final Maturity   | 5,700,000.00         |
| 91282CEQ0                              | US TREASURY 2.750 05/15/25            | 11/15/2024 | Coupon           | 84,218.75            |
| <b>NOV 2024 TOTAL</b>                  |                                       |            |                  | <b>5,784,218.75</b>  |
| <b>DEC 2024</b>                        |                                       |            |                  |                      |
| 89119AMA3                              | TD 12/10/24                           | 12/10/2024 | Final Maturity   | 5,770,000.00         |
| 3130AWLY4                              | FHLBANKS 5.125 06/13/25               | 12/13/2024 | Coupon           | 177,581.25           |
| <b>DEC 2024 TOTAL</b>                  |                                       |            |                  | <b>5,947,581.25</b>  |
| <b>JAN 2025</b>                        |                                       |            |                  |                      |
| 3130AYCN4                              | FHLBANKS 4.750 01/03/25               | 01/03/2025 | Coupon           | 130,625.00           |
| 3130AYCN4                              | FHLBANKS 4.750 01/03/25               | 01/03/2025 | Final Maturity   | 5,500,000.00         |
| 91282CEY3                              | US TREASURY 3.000 07/15/25            | 01/15/2025 | Coupon           | 90,750.00            |
| 69448WNQ3                              | PACIFIC FDG 01/24/25                  | 01/24/2025 | Final Maturity   | 5,115,000.00         |

## Projected Cashflows

For the Period October 01, 2024 to March 31, 2025

| CUSIP                              | DESCRIPTION                | POST DATE  | TRANSACTION TYPE | AMOUNT               |
|------------------------------------|----------------------------|------------|------------------|----------------------|
| <b>JAN 2025 TOTAL</b>              |                            |            |                  | <b>10,836,375.00</b> |
| <b>FEB 2025</b>                    |                            |            |                  |                      |
| 69448WPC2                          | PACIFIC FDG 02/12/25       | 02/12/2025 | Final Maturity   | 6,000,000.00         |
| 912828J27                          | US TREASURY 2.000 02/15/25 | 02/18/2025 | Final Maturity   | 5,620,000.00         |
| 912828J27                          | US TREASURY 2.000 02/15/25 | 02/18/2025 | Coupon           | 56,200.00            |
| 3135G05X7                          | FANNIE MAE 0.375 08/25/25  | 02/25/2025 | Coupon           | 11,006.25            |
| <b>FEB 2025 TOTAL</b>              |                            |            |                  | <b>11,687,206.25</b> |
| <b>MAR 2025</b>                    |                            |            |                  |                      |
| 05571BQ30                          | BPCE 03/03/25              | 03/03/2025 | Final Maturity   | 5,000,000.00         |
| <b>MAR 2025 TOTAL</b>              |                            |            |                  | <b>5,000,000.00</b>  |
| <b>APR 2025</b>                    |                            |            |                  |                      |
| 17277AR17                          | CISCO SYSTEMS 04/01/25     | 04/01/2025 | Final Maturity   | 5,000,000.00         |
| 91282CFP1                          | US TREASURY 4.250 10/15/25 | 04/15/2025 | Coupon           | 106,250.00           |
| <b>APR 2025 TOTAL</b>              |                            |            |                  | <b>5,106,250.00</b>  |
| <b>MAY 2025</b>                    |                            |            |                  |                      |
| 91282CEQ0                          | US TREASURY 2.750 05/15/25 | 05/15/2025 | Coupon           | 84,218.75            |
| 91282CEQ0                          | US TREASURY 2.750 05/15/25 | 05/15/2025 | Final Maturity   | 6,125,000.00         |
| <b>MAY 2025 TOTAL</b>              |                            |            |                  | <b>6,209,218.75</b>  |
| <b>JUN 2025</b>                    |                            |            |                  |                      |
| 3130AWLY4                          | FHLBANKS 5.125 06/13/25    | 06/13/2025 | Final Maturity   | 6,930,000.00         |
| 3130AWLY4                          | FHLBANKS 5.125 06/13/25    | 06/13/2025 | Coupon           | 177,581.25           |
| <b>JUN 2025 TOTAL</b>              |                            |            |                  | <b>7,107,581.25</b>  |
| <b>PFC 2023 PROJECT FUND TOTAL</b> |                            |            |                  | <b>63,504,681.25</b> |

**POOLED INVESTMENT PORTFOLIO**

## Projected Cashflows

For the Period October 01, 2024 to March 31, 2025

| CUSIP                 | DESCRIPTION   | POST DATE  | TRANSACTION TYPE | AMOUNT               |
|-----------------------|---|------------|------------------|----------------------|
| <b>OCT 2024</b>       |   |            |                  |                      |
| 06054NK34             | BofA Securities, Inc. 0.0 10/03/2024                              | 10/03/2024 | Maturity         | 10,000,000.00        |
| 62479LK38             | MUFG Bank, Ltd. - New York Branch 0.0 10/03/2024                  | 10/03/2024 | Maturity         | 12,650,000.00        |
| 91282CFP1             | US TREASURY 4.250 10/15/25  | 10/15/2024 | Coupon           | 255,000.00           |
| 3133ERCF6             | FED FARM CR BNKS 4.625 10/23/28                                   | 10/23/2024 | Coupon           | 346,875.00           |
| 50244LKU7             | LVMH Moët Hennessy - Louis Vuitton, Société Europé 0.0 10/28/2024 | 10/28/2024 | Maturity         | 15,000,000.00        |
| 3133ERDH1             | FED FARM CR BNKS 4.750 04/30/29                                   | 10/30/2024 | Coupon           | 356,250.00           |
| <b>OCT 2024 TOTAL</b> |   |            |                  | <b>38,608,125.00</b> |
| <b>NOV 2024</b>       |   |            |                  |                      |
| 05253AL16             | ANZ Banking Group Limited 0.0 11/01/2024                          | 11/01/2024 | Maturity         | 7,000,000.00         |
| 3135G06G3             | FANNIE MAE 0.500 11/07/25   | 11/07/2024 | Coupon           | 37,500.00            |
| 91282CHB0             | US TREASURY 3.625 05/15/26  | 11/15/2024 | Coupon           | 181,250.00           |
| 3130AXU63             | FHLBANKS 4.625 11/17/26   | 11/18/2024 | Coupon           | 346,875.00           |
| 4497W0LN6             | ING US FUNDING 11/22/24   | 11/22/2024 | Final Maturity   | 15,000,000.00        |
| <b>NOV 2024 TOTAL</b> |   |            |                  | <b>22,565,625.00</b> |
| <b>DEC 2024</b>       |   |            |                  |                      |
| 91282CHD6             | US TREASURY 4.250 05/31/25  | 12/02/2024 | Coupon           | 212,500.00           |
| 89119AMG0             | TD 12/16/24   | 12/16/2024 | Final Maturity   | 12,500,000.00        |
| 06741FMG9             | BARCLAYS BNK PLC 12/16/24   | 12/16/2024 | Final Maturity   | 15,000,000.00        |
| <b>DEC 2024 TOTAL</b> |   |            |                  | <b>27,712,500.00</b> |
| <b>JAN 2025</b>       |   |            |                  |                      |
| 63873JNH9             | NATIXIS NY 01/17/25   | 01/17/2025 | Final Maturity   | 15,000,000.00        |
| 89119ANQ7             | TD 01/24/25   | 01/24/2025 | Final Maturity   | 15,000,000.00        |
| <b>JAN 2025 TOTAL</b> |   |            |                  | <b>30,000,000.00</b> |
| <b>FEB 2025</b>       |   |            |                  |                      |



## Projected Cashflows

For the Period October 01, 2024 to March 31, 2025

| CUSIP                 | DESCRIPTION                    | POST DATE  | TRANSACTION TYPE | AMOUNT               |
|-----------------------|--------------------------------|------------|------------------|----------------------|
| 912828V98             | US TREASURY 2.250 02/15/27     | 02/18/2025 | Coupon           | 168,750.00           |
| 91282CHU8             | US TREASURY 4.375 08/15/26     | 02/18/2025 | Coupon           | 437,500.00           |
| 91282CGL9             | US TREASURY 4.000 02/15/26     | 02/18/2025 | Coupon           | 400,000.00           |
| 912828J27             | US TREASURY 2.000 02/15/25     | 02/18/2025 | Final Maturity   | 27,332,000.00        |
| 912828J27             | US TREASURY 2.000 02/15/25     | 02/18/2025 | Coupon           | 273,320.00           |
| 91282CFE6             | US TREASURY 3.125 08/15/25     | 02/18/2025 | Coupon           | 312,500.00           |
| 91282CFH9             | US TREASURY 3.125 08/31/27     | 02/28/2025 | Coupon           | 234,375.00           |
| 91282CGP0             | US TREASURY 4.000 02/29/28     | 02/28/2025 | Coupon           | 300,000.00           |
| <b>FEB 2025 TOTAL</b> |                                |            |                  | <b>29,458,445.00</b> |
| <b>MAR 2025</b>       |                                |            |                  |                      |
| 3130AVBD3             | FHLBANKS 4.500 03/09/29        | 03/10/2025 | Coupon           | 337,500.00           |
| 05571BQR7             | BPCE 03/25/25                  | 03/25/2025 | Final Maturity   | 15,000,000.00        |
| <b>MAR 2025 TOTAL</b> |                                |            |                  | <b>15,337,500.00</b> |
| <b>APR 2025</b>       |                                |            |                  |                      |
| 91282CFP1             | US TREASURY 4.250 10/15/25     | 04/15/2025 | Coupon           | 255,000.00           |
| 3133ERCF6             | FED FARM CRBNKS 4.625 10/23/28 | 04/23/2025 | Coupon           | 346,875.00           |
| 85324TRQ1             | STD CHARTERED BK 04/24/25      | 04/24/2025 | Final Maturity   | 15,000,000.00        |
| 3133ERDH1             | FED FARM CRBNKS 4.750 04/30/29 | 04/30/2025 | Coupon           | 356,250.00           |
| <b>APR 2025 TOTAL</b> |                                |            |                  | <b>15,958,125.00</b> |
| <b>MAY 2025</b>       |                                |            |                  |                      |
| 3135G06G3             | FANNIE MAE 0.500 11/07/25      | 05/07/2025 | Coupon           | 37,500.00            |
| 91282CHB0             | US TREASURY 3.625 05/15/26     | 05/15/2025 | Coupon           | 181,250.00           |
| 3130AXU63             | FHLBANKS 4.625 11/17/26        | 05/19/2025 | Coupon           | 346,875.00           |
| <b>MAY 2025 TOTAL</b> |                                |            |                  | <b>565,625.00</b>    |
| <b>JUN 2025</b>       |                                |            |                  |                      |

## Projected Cashflows

For the Period October 01, 2024 to March 31, 2025

| CUSIP                                    | DESCRIPTION                | POST DATE  | TRANSACTION TYPE | AMOUNT                |
|--|----------------------------|------------|------------------|-----------------------|
| 91282CHD6                                | US TREASURY 4.250 05/31/25 | 06/02/2025 | Final Maturity   | 10,000,000.00         |
| 91282CHD6                                | US TREASURY 4.250 05/31/25 | 06/02/2025 | Coupon           | 212,500.00            |
| <b>JUN 2025 TOTAL</b>                    |                            |            |                  | <b>10,212,500.00</b>  |
| <b>POOLED INVESTMENT PORTFOLIO TOTAL</b> |                            |            |                  | <b>190,418,445.00</b> |

### REVENUE REF BONDS 2021A

#### FEB 2025

|                                      |                            |            |                |                     |
|--------------------------------------|----------------------------|------------|----------------|---------------------|
| 912828J27                            | US TREASURY 2.000 02/15/25 | 02/18/2025 | Final Maturity | 6,074,000.00        |
| 912828J27                            | US TREASURY 2.000 02/15/25 | 02/18/2025 | Coupon         | 60,740.00           |
| <b>FEB 2025 TOTAL</b>                |                            |            |                | <b>6,134,740.00</b> |
| <b>REVENUE REF BONDS 2021A TOTAL</b> |                            |            |                | <b>6,134,740.00</b> |

### SENIOR LIEN DSR 2014

#### FEB 2025

|                                   |                            |            |        |                  |
|-----------------------------------|----------------------------|------------|--------|------------------|
| 9128286B1                         | US TREASURY 2.625 02/15/29 | 02/18/2025 | Coupon | 42,000.00        |
| <b>FEB 2025 TOTAL</b>             |                            |            |        | <b>42,000.00</b> |
| <b>SENIOR LIEN DSR 2014 TOTAL</b> |                            |            |        | <b>42,000.00</b> |

### SENIOR LIEN DSR 2016

#### FEB 2025

|                                   |                            |            |        |                  |
|-----------------------------------|----------------------------|------------|--------|------------------|
| 9128286B1                         | US TREASURY 2.625 02/15/29 | 02/18/2025 | Coupon | 68,250.00        |
| <b>FEB 2025 TOTAL</b>             |                            |            |        | <b>68,250.00</b> |
| <b>SENIOR LIEN DSR 2016 TOTAL</b> |                            |            |        | <b>68,250.00</b> |

### SENIOR LIEN TRRB 2021

## Projected Cashflows

For the Period October 01, 2024 to March 31, 2025

| CUSIP   | DESCRIPTION                | POST DATE  | TRANSACTION TYPE | AMOUNT                |
|---|----------------------------|------------|------------------|-----------------------|
| <b>FEB 2025</b>                               |                            |            |                  |                       |
| 9128286B1                                     | US TREASURY 2.625 02/15/29 | 02/18/2025 | Coupon           | 29,531.25             |
| <b>FEB 2025 TOTAL</b>                         |                            |            |                  | <b>29,531.25</b>      |
| <b>SENIOR LIEN TRRB 2021 TOTAL</b>            |                            |            |                  | <b>29,531.25</b>      |
| <b>TAX &amp; SUB LN TR REV BDS 2021</b>       |                            |            |                  |                       |
| <b>FEB 2025</b>                               |                            |            |                  |                       |
| 912828J27                                     | US TREASURY 2.000 02/15/25 | 02/18/2025 | Final Maturity   | 1,256,000.00          |
| 912828J27                                     | US TREASURY 2.000 02/15/25 | 02/18/2025 | Coupon           | 12,560.00             |
| <b>FEB 2025 TOTAL</b>                         |                            |            |                  | <b>1,268,560.00</b>   |
| <b>TAX &amp; SUB LN TR REV BDS 2021 TOTAL</b> |                            |            |                  | <b>1,268,560.00</b>   |
| <b>GRAND TOTAL</b>                            |                            |            |                  | <b>329,326,207.50</b> |



## Change in Value

| IDENTIFIER                       | ISSUER<br>PAR VALUE                    | YIELD       | TRADE DATE<br>MATURITY DATE | INTEREST ACCRUAL<br>INTEREST RECEIVED | BEGINNING BOOK<br>VALUE<br>BEGINNING MARKET<br>VALUE | PURCHASES/<br>ADDITIONS | REDEMPTIONS | CHANGE IN<br>BOOK VALUE<br>CHANGE IN<br>MARKET VALUE | ENDING BOOK<br>VALUE<br>ENDING MARKET<br>VALUE |
|----------------------------------|--|-------------|-----------------------------|---------------------------------------|--|-------------------------|-------------|--|--|
| <b>2024 CERTIFICATE OF OBLIG</b> |  |             |                             |                                       |  |                         |             |  |  |
| 31846V567                        | FIRST AMER:GVT OBLG;Z<br>47,513,458.56 | 4.78        | 08/30/2024<br>09/30/2024    | 0.00<br>0.00                          | 0.00<br>0.00   | 0.00                    | 0.00        | 47,513,458.56<br>47,513,458.56                       | 47,513,458.56<br>47,513,458.56                 |
| <b>TOTAL</b>                     |  | <b>4.78</b> |                             | <b>0.00</b><br><b>0.00</b>            | <b>0.00</b><br><b>0.00</b>                           | <b>0.00</b>             | <b>0.00</b> | <b>47,513,458.56</b><br><b>47,513,458.56</b>         | <b>47,513,458.56</b><br><b>47,513,458.56</b>   |

| <b>2024 FBC TRA BOND PROJECT</b> |   |             |                          |  |  |                      |                        |  |  |
|----------------------------------|---|-------------|--------------------------|--|--|----------------------|------------------------|--|--|
| 55609EJ41                        | Macquarie International Finance<br>Limited 0.0 09/04/2024<br>0.00 | 5.50        | 06/07/2024<br>09/04/2024 | 0.00<br>0.00                           | 7,427,010.42<br>7,427,010.42                   | 0.00                 | (7,500,000.00)         | (7,427,010.42)<br>(7,427,010.42)                 | 0.00<br>0.00                                 |
| 31846V567                        | FIRST AMER:GVT OBLG;Z<br>10,103,716.72                            | 4.78        | 09/30/2024               | 83,386.51<br>207,069.63                | 9,573,395.92<br>9,573,395.92                   | 7,707,645.84         | (7,177,325.04)         | 530,320.80<br>530,320.80                         | 10,103,716.72<br>10,103,716.72               |
| CADENCEBANK                      | Cadence Bank<br>261,254.56  | 0.00        | 05/31/2024<br>09/30/2024 | 6,252.23<br>6,252.23                   | 17,083,723.48<br>17,083,723.48                 | 0.00                 | (16,822,468.92)        | (16,822,468.92)<br>(16,822,468.92)               | 261,254.56<br>261,254.56                     |
| 37828VKN2                        | GLENCOVE FNDG 10/22/24<br>7,500,000.00                            | 5.49        | 06/07/2024<br>10/22/2024 | 0.00<br>0.00                           | 7,373,816.67<br>7,373,816.67                   | 0.00                 | 0.00                   | 102,733.33<br>102,733.33                         | 7,476,550.00<br>7,476,550.00                 |
| 71708EL60                        | PFIZER 11/06/24<br>7,500,000.00                                   | 5.44        | 06/07/2024<br>11/06/2024 | 0.00<br>0.00                           | 7,358,400.00<br>7,358,400.00                   | 0.00                 | 0.00                   | 101,775.00<br>101,775.00                         | 7,460,175.00<br>7,460,175.00                 |
| 71708EM36                        | PFIZER 12/03/24<br>7,500,000.00                                   | 5.44        | 06/07/2024<br>12/03/2024 | 0.00<br>0.00                           | 7,328,854.17<br>7,328,854.17                   | 0.00                 | 0.00                   | 101,583.33<br>101,583.33                         | 7,430,437.50<br>7,430,437.50                 |
| 59157TN66                        | METLIFE SHRT TRM 01/06/25<br>7,500,000.00                         | 5.40        | 06/07/2024<br>01/06/2025 | 0.00<br>0.00                           | 7,293,281.25<br>7,293,281.25                   | 0.00                 | 0.00                   | 100,625.00<br>100,625.00                         | 7,393,906.25<br>7,393,906.25                 |
| 06054NPS4                        | BOFA SECURITIES 02/26/25<br>7,500,000.00                          | 5.48        | 06/07/2024<br>02/26/2025 | 0.00<br>0.00                           | 7,235,093.75<br>7,235,093.75                   | 0.00                 | 0.00                   | 101,583.33<br>101,583.33                         | 7,336,583.33<br>7,336,583.33                 |
| 21687AQ30                        | COOPERATIVE UA 03/03/25<br>7,500,000.00                           | 5.36        | 06/07/2024<br>03/03/2025 | 0.00<br>0.00                           | 7,235,093.75<br>7,235,093.75                   | 0.00                 | 0.00                   | 99,475.00<br>99,475.00                           | 7,334,568.75<br>7,334,568.75                 |
| 06054NRB9                        | BOFA SECURITIES 04/11/25<br>7,500,000.00                          | 5.46        | 06/07/2024<br>04/11/2025 | 0.00<br>0.00                           | 7,188,783.33<br>7,188,783.33                   | 0.00                 | 0.00                   | 100,816.67<br>100,816.67                         | 7,289,600.00<br>7,289,600.00                 |
| 85324TSG2                        | STD CHARTERED BK 05/16/25<br>7,500,000.00                         | 5.39        | 06/10/2024<br>05/16/2025 | 0.00<br>0.00                           | 7,155,081.25<br>7,155,081.25                   | 0.00                 | 0.00                   | 99,475.00<br>99,475.00                           | 7,254,556.25<br>7,254,556.25                 |
| 63307LT92                        | NATL BK CANADA 06/09/25<br>7,500,000.00                           | 5.41        | 06/10/2024<br>06/09/2025 | 0.00<br>0.00                           | 7,128,416.70<br>7,128,416.69                   | 0.00                 | 0.00                   | 99,666.66<br>99,666.66                           | 7,228,083.36<br>7,228,083.35                 |
| 78013VVRO                        | RBC 08/25/25<br>7,500,000.00                                      | 4.45        | 08/29/2024<br>08/25/2025 | 0.00<br>0.00                           | 0.00<br>0.00                                   | 7,176,750.00         | 0.00                   | 7,205,483.33<br>7,205,483.33                     | 7,205,483.33<br>7,205,483.33                 |
| 91282CFW6                        | US TREASURY 4.500 11/15/25<br>8,000,000.00                        | 5.06        | 06/07/2024<br>11/15/2025 | 90,000.00<br>0.00                      | 7,941,209.37<br>7,950,937.52                   | 0.00                 | 0.00                   | 10,774.38<br>100,312.48                          | 7,951,983.75<br>8,051,250.00                 |
| <b>TOTAL</b>                     |   | <b>5.23</b> |                          | <b>179,638.74</b><br><b>213,321.86</b> | <b>107,322,066.30</b><br><b>107,331,794.44</b> | <b>14,884,395.84</b> | <b>(31,499,793.96)</b> | <b>(15,595,167.50)</b><br><b>(15,505,629.40)</b> | <b>91,726,898.80</b><br><b>91,826,165.05</b> |



## Change in Value

| IDENTIFIER                         | ISSUER<br>PAR VALUE   | YIELD       | TRADE DATE<br>MATURITY DATE | INTEREST ACCRUAL<br>INTEREST RECEIVED | BEGINNING BOOK<br>VALUE<br>BEGINNING MARKET<br>VALUE | PURCHASES/<br>ADDITIONS | REDEMPTIONS     | CHANGE IN<br>BOOK VALUE<br>CHANGE IN<br>MARKET VALUE | ENDING BOOK<br>VALUE<br>ENDING MARKET<br>VALUE |
|------------------------------------|---|-------------|-----------------------------|---------------------------------------|--|-------------------------|-----------------|--|--|
| <b>2024 LIMITED TAX<br/>BD PK</b>  |   |             |                             |                                       |  |                         |                 |  |  |
| 31846V567                          | FIRST AMER:GVT OBLG;Z<br>8,002,266.70                             | 4.78        | 08/30/2024<br>09/30/2024    | 0.00<br>0.00                          | 0.00<br>0.00   | 0.00                    | 0.00            | 8,002,266.70<br>8,002,266.70                         | 8,002,266.70<br>8,002,266.70                   |
| <b>TOTAL</b>                       |   | <b>4.78</b> |                             | <b>0.00<br/>0.00</b>                  | <b>0.00<br/>0.00</b>                                 | <b>0.00</b>             | <b>0.00</b>     | <b>8,002,266.70<br/>8,002,266.70</b>                 | <b>8,002,266.70<br/>8,002,266.70</b>           |
| <b>2024 UNLIMITED TX<br/>RD BD</b> |   |             |                             |                                       |  |                         |                 |  |  |
| 31846V567                          | FIRST AMER:GVT OBLG;Z<br>48,513,741.89                            | 4.78        | 08/30/2024<br>09/30/2024    | 0.00<br>0.00                          | 0.00<br>0.00   | 0.00                    | 0.00            | 48,513,741.89<br>48,513,741.89                       | 48,513,741.89<br>48,513,741.89                 |
| <b>TOTAL</b>                       |   | <b>4.78</b> |                             | <b>0.00<br/>0.00</b>                  | <b>0.00<br/>0.00</b>                                 | <b>0.00</b>             | <b>0.00</b>     | <b>48,513,741.89<br/>48,513,741.89</b>               | <b>48,513,741.89<br/>48,513,741.89</b>         |
| <b>PFC 2023 PROJECT<br/>FUND</b>   |   |             |                             |                                       |  |                         |                 |  |  |
| 06741FGA9                          | Barclays Bank PLC New York Branch<br>0.0 07/10/2024<br>0.00       | 5.47        | 01/04/2024<br>07/10/2024    | 0.00<br>0.00                          | 5,647,478.85<br>5,647,478.85                         | 0.00                    | (5,655,000.00)  | (5,647,478.85)<br>(5,647,478.85)                     | 0.00<br>0.00                                   |
| 55609EHG6                          | Macquarie International Finance<br>Limited 0.0 08/16/2024<br>0.00 | 5.39        | 01/04/2024<br>08/16/2024    | 0.00<br>0.00                          | 5,647,008.41<br>5,647,008.41                         | 0.00                    | (5,685,000.00)  | (5,647,008.41)<br>(5,647,008.41)                     | 0.00<br>0.00                                   |
| 55607KJG2                          | Macquarie Bank Limited 0.0<br>09/16/2024<br>0.00                  | 5.32        | 01/04/2024<br>09/16/2024    | 0.00<br>0.00                          | 5,647,102.76<br>5,647,102.76                         | 0.00                    | (5,710,000.00)  | (5,647,102.76)<br>(5,647,102.76)                     | 0.00<br>0.00                                   |
| 233809805                          | FIDELITY IMM:TRS O;ll<br>4,312,451.37                             | 4.76        | 09/30/2024                  | 160,022.87<br>160,022.87              | 14,704,161.03<br>14,704,161.03                       | 17,498,604.12           | (27,890,313.78) | (10,391,709.66)<br>(10,391,709.66)                   | 4,312,451.37<br>4,312,451.37                   |
| 45685QK32                          | ING (U.S.) Funding LLC 0.0<br>10/03/2024<br>5,720,000.00          | 5.24        | 01/04/2024<br>10/03/2024    | 0.00<br>0.00                          | 5,644,276.73<br>5,644,276.73                         | 0.00                    | 0.00            | 74,112.13<br>74,112.13                               | 5,718,388.87<br>5,718,388.87                   |
| 89119ALF3                          | TD 11/15/24<br>5,700,000.00                                       | 5.00        | 01/16/2024<br>11/15/2024    | 0.00<br>0.00                          | 5,595,012.33<br>5,595,012.33                         | 0.00                    | 0.00            | 70,502.67<br>70,502.67                               | 5,665,515.00<br>5,665,515.00                   |
| 89119AMA3                          | TD 12/10/24<br>5,770,000.00                                       | 5.11        | 01/04/2024<br>12/10/2024    | 0.00<br>0.00                          | 5,641,992.55<br>5,641,992.55                         | 0.00                    | 0.00            | 72,695.59<br>72,695.59                               | 5,714,688.14<br>5,714,688.14                   |
| 3130AYCN4                          | FHLBANKS 4.750 01/03/25<br>5,500,000.00                           | 4.84        | 01/03/2024<br>01/03/2025    | 65,312.50<br>130,625.00               | 5,497,639.23<br>5,479,430.00                         | 0.00                    | 0.00            | 1,167.69<br>18,700.00                                | 5,498,806.92<br>5,498,130.00                   |
| 69448WNQ3                          | PACIFIC FDG 01/24/25<br>5,115,000.00                              | 5.19        | 02/15/2024<br>01/24/2025    | 0.00<br>0.00                          | 4,967,943.75<br>4,967,943.75                         | 0.00                    | 0.00            | 65,358.33<br>65,358.33                               | 5,033,302.08<br>5,033,302.08                   |
| 69448WPC2                          | PACIFIC FDG 02/12/25<br>6,000,000.00                              | 5.14        | 02/15/2024<br>02/12/2025    | 0.00<br>0.00                          | 5,813,550.00<br>5,813,550.00                         | 0.00                    | 0.00            | 75,900.00<br>75,900.00                               | 5,889,450.00<br>5,889,450.00                   |



## Change in Value

| IDENTIFIER   | ISSUER<br>PAR VALUE                        | YIELD       | TRADE DATE<br>MATURITY DATE | INTEREST ACCRUAL<br>INTEREST RECEIVED  | BEGINNING BOOK<br>VALUE<br>BEGINNING MARKET<br>VALUE | PURCHASES/<br>ADDITIONS | REDEMPTIONS            | CHANGE IN<br>BOOK VALUE<br>CHANGE IN<br>MARKET VALUE | ENDING BOOK<br>VALUE<br>ENDING MARKET<br>VALUE |
|--------------|--|-------------|-----------------------------|--|--|-------------------------|------------------------|--|--|
| 912828J27    | US TREASURY 2.000 02/15/25<br>5,620,000.00 | 4.75        | 01/03/2024<br>02/15/2025    | 28,251.04<br>56,200.00                 | 5,526,865.89<br>5,505,624.23                         | 0.00                    | 0.00                   | 37,416.32<br>61,029.66                               | 5,564,282.21<br>5,566,653.89                   |
| 05571BQ30    | BPCE 03/03/25<br>5,000,000.00              | 4.94        | 08/28/2024<br>03/03/2025    | 0.00<br>0.00                           | 0.00<br>0.00   | 4,875,483.33            | 0.00                   | 4,897,575.00<br>4,897,575.00                         | 4,897,575.00<br>4,897,575.00                   |
| 17277AR17    | CISCO SYSTEMS 04/01/25<br>5,000,000.00     | 4.86        | 08/28/2024<br>04/01/2025    | 0.00<br>0.00                           | 0.00<br>0.00   | 4,858,756.95            | 0.00                   | 4,880,436.12<br>4,880,436.12                         | 4,880,436.12<br>4,880,436.12                   |
| 91282CEQ0    | US TREASURY 2.750 05/15/25<br>6,125,000.00 | 4.61        | 01/03/2024<br>05/15/2025    | 42,109.38<br>0.00                      | 6,029,895.02<br>5,998,671.88                         | 0.00                    | 0.00                   | 27,514.65<br>68,667.01                               | 6,057,409.67<br>6,067,338.88                   |
| 3130AWLY4    | FHLBANKS 5.125 06/13/25<br>6,930,000.00    | 4.58        | 01/03/2024<br>06/13/2025    | 88,790.63<br>0.00                      | 6,964,261.39<br>6,926,327.10                         | 0.00                    | 0.00                   | (9,083.71)<br>42,342.30                              | 6,955,177.68<br>6,968,669.40                   |
| 91282CEY3    | US TREASURY 3.000 07/15/25<br>6,050,000.00 | 4.49        | 01/03/2024<br>07/15/2025    | 45,450.88<br>90,750.00                 | 5,960,110.03<br>5,922,619.13                         | 0.00                    | 0.00                   | 21,820.26<br>77,279.31                               | 5,981,930.29<br>5,999,898.44                   |
| 3135G05X7    | FANNIE MAE 0.375 08/25/25<br>5,870,000.00  | 4.50        | 01/03/2024<br>08/25/2025    | 5,503.13<br>11,006.25                  | 5,603,918.20<br>5,565,229.60                         | 0.00                    | 0.00                   | 58,284.58<br>115,932.50                              | 5,662,202.79<br>5,681,162.10                   |
| 91282CFP1    | US TREASURY 4.250 10/15/25<br>5,000,000.00 | 4.37        | 12/28/2023<br>10/15/2025    | 53,415.30<br>0.00                      | 4,992,522.11<br>4,952,539.05                         | 0.00                    | 0.00                   | 1,460.65<br>62,304.70                                | 4,993,982.76<br>5,014,843.75                   |
| <b>TOTAL</b> |  | <b>4.82</b> |                             | <b>488,855.71</b><br><b>448,604.12</b> | <b>99,883,738.30</b><br><b>99,658,967.40</b>         | <b>27,232,844.40</b>    | <b>(44,940,313.78)</b> | <b>(17,058,139.41)</b><br><b>(16,750,464.37)</b>     | <b>82,825,598.89</b><br><b>82,908,503.03</b>   |

| POOLED INVESTMENT PORTFOLIO |  |      |                          |                              |                                  |                |                 |                                    |                                  |
|-----------------------------|--|------|--------------------------|------------------------------|----------------------------------|----------------|-----------------|------------------------------------|----------------------------------|
| 87019RG18                   | Swedbank AB (publ) 0.0 07/01/2024<br>0.00                                      | 5.61 | 11/28/2023<br>07/01/2024 | 0.00<br>0.00                 | 10,300,000.00<br>10,300,000.00   | 0.00           | (10,300,000.00) | (10,300,000.00)<br>(10,300,000.00) | 0.00<br>0.00                     |
| 22533TGS9                   | Credit Agricole Corporate And In-<br>vestment Bank, New 0.0 07/26/2024<br>0.00 | 5.60 | 11/21/2023<br>07/26/2024 | 0.00<br>0.00                 | 8,966,125.00<br>8,966,125.00     | 0.00           | (9,000,000.00)  | (8,966,125.00)<br>(8,966,125.00)   | 0.00<br>0.00                     |
| 9612C0HT9                   | Westpac Banking Corporation 0.0<br>08/27/2024<br>0.00                          | 5.48 | 12/05/2023<br>08/27/2024 | 0.00<br>0.00                 | 19,832,166.67<br>19,832,166.67   | 0.00           | (20,000,000.00) | (19,832,166.67)<br>(19,832,166.67) | 0.00<br>0.00                     |
| 912797GL5                   | UNITED STATES TREASURY 0.0<br>09/05/2024<br>0.00                               | 5.34 | 03/19/2024<br>09/05/2024 | 0.00<br>0.00                 | 7,422,590.15<br>7,421,421.47     | 0.00           | (7,493,000.00)  | (7,422,590.15)<br>(7,421,421.47)   | 0.00<br>0.00                     |
| 13608AJ56                   | Canadian Imperial Bank of Com-<br>merce 0.0 09/05/2024<br>0.00                 | 5.49 | 12/05/2023<br>09/05/2024 | 0.00<br>0.00                 | 9,902,650.00<br>9,902,650.00     | 0.00           | (10,000,000.00) | (9,902,650.00)<br>(9,902,650.00)   | 0.00<br>0.00                     |
| 62479LJG1                   | MUFG Bank, Ltd. - New York Branch<br>0.0 09/16/2024<br>0.00                    | 5.35 | 12/22/2023<br>09/16/2024 | 0.00<br>0.00                 | 12,262,614.89<br>12,262,614.89   | 0.00           | (12,400,000.00) | (12,262,614.89)<br>(12,262,614.89) | 0.00<br>0.00                     |
| TXRANGE                     | Texas Range TexasDAILY Fund<br>3,964.10  | 4.98 | 09/30/2024               | 35.21<br>35.21               | 3,912.20<br>3,912.20             | 51.90          | 0.00            | 51.90<br>51.90                     | 3,964.10<br>3,964.10             |
| TXCLASS                     | Texas CLASS<br>230,716,383.52  | 5.06 | 09/30/2024               | 2,425,244.69<br>2,425,244.69 | 180,492,438.14<br>180,492,438.14 | 107,200,027.02 | (56,976,081.64) | 50,223,945.38<br>50,223,945.38     | 230,716,383.52<br>230,716,383.52 |
| LOGIC                       | LOGIC<br>14,394,857.93   | 5.04 | 09/30/2024               | 212,424.31<br>212,424.31     | 18,164,023.90<br>18,164,023.90   | 5,163,397.74   | (8,932,563.71)  | (3,769,165.97)<br>(3,769,165.97)   | 14,394,857.93<br>14,394,857.93   |



## Change in Value

| IDENTIFIER  | ISSUER<br>PAR VALUE  | YIELD | TRADE DATE<br>MATURITY DATE | INTEREST ACCRUAL<br>INTEREST RECEIVED | BEGINNING BOOK<br>VALUE<br>BEGINNING MARKET<br>VALUE | PURCHASES/<br>ADDITIONS | REDEMPTIONS      | CHANGE IN<br>BOOK VALUE<br>CHANGE IN<br>MARKET VALUE | ENDING BOOK<br>VALUE<br>ENDING MARKET<br>VALUE |
|-------------|--|-------|-----------------------------|---------------------------------------|--|-------------------------|------------------|--|--|
| CADENCEBANK | Cadence Bank<br>22,971,868.44  | 0.00  | 09/30/2024                  | 117,577.52<br>117,577.52              | 42,537,307.86<br>42,537,307.86                       | 123,761,997.25          | (143,327,436.67) | (19,565,439.42)<br>(19,565,439.42)                   | 22,971,868.44<br>22,971,868.44                 |
| 31846V567   | FIRST AMER.GVT OBLG.Z<br>32,387,790.21                               | 4.78  | 09/30/2024                  | 27,804.00<br>30,844.85                | 0.36<br>0.36   | 71,687,789.85           | (39,300,000.00)  | 32,387,789.85<br>32,387,789.85                       | 32,387,790.21<br>32,387,790.21                 |
| 139999998   | Texas Connect<br>50,231,583.63                                       | 5.05  | 09/30/2024                  | 231,583.63<br>231,583.63              | 0.00<br>0.00   | 50,231,583.63           | 0.00             | 50,231,583.63<br>50,231,583.63                       | 50,231,583.63<br>50,231,583.63                 |
| 62479LK38   | MUFG Bank, Ltd. - New York Branch<br>0.0 10/03/2024<br>12,650,000.00 | 5.22  | 01/31/2024<br>10/03/2024    | 0.00<br>0.00                          | 12,482,865.39<br>12,482,865.39                       | 0.00                    | 0.00             | 163,578.55<br>163,578.55                             | 12,646,443.94<br>12,646,443.94                 |
| 06054NK34   | BofA Securities, Inc. 0.0 10/03/2024<br>10,000,000.00                | 5.53  | 12/05/2023<br>10/03/2024    | 0.00<br>0.00                          | 9,860,827.78<br>9,860,827.78                         | 0.00                    | 0.00             | 136,211.11<br>136,211.11                             | 9,997,038.89<br>9,997,038.89                   |
| 50244LKU7   | LVMH 10/28/24<br>15,000,000.00                                       | 5.47  | 04/24/2024<br>10/28/2024    | 0.00<br>0.00                          | 14,736,216.67<br>14,736,216.67                       | 0.00                    | 0.00             | 203,933.33<br>203,933.33                             | 14,940,150.00<br>14,940,150.00                 |
| 05253AL16   | ANZ BANK 11/01/24<br>7,000,000.00                                    | 5.11  | 01/31/2024<br>11/01/2024    | 0.00<br>0.00                          | 6,881,612.50<br>6,881,612.50                         | 0.00                    | 0.00             | 88,550.00<br>88,550.00                               | 6,970,162.50<br>6,970,162.50                   |
| 06054NL41   | BOFA SECURITIES 11/04/24<br>15,000,000.00                            | 5.51  | 12/05/2023<br>11/04/2024    | 0.00<br>0.00                          | 14,721,750.00<br>14,721,750.00                       | 0.00                    | 0.00             | 203,166.66<br>203,166.67                             | 14,924,916.67<br>14,924,916.67                 |
| 4497W0LN6   | ING US FUNDING 11/22/24<br>15,000,000.00                             | 5.49  | 04/24/2024<br>11/22/2024    | 0.00<br>0.00                          | 14,680,200.00<br>14,680,200.00                       | 0.00                    | 0.00             | 204,316.67<br>204,316.67                             | 14,884,516.67<br>14,884,516.67                 |
| 06741FMG9   | BARCLAYS BNK PLC 12/16/24<br>15,000,000.00                           | 5.51  | 04/24/2024<br>12/16/2024    | 0.00<br>0.00                          | 14,626,200.00<br>14,626,200.00                       | 0.00                    | 0.00             | 204,700.00<br>204,700.00                             | 14,830,900.00<br>14,830,900.00                 |
| 89119AMG0   | TD 12/16/24<br>12,500,000.00   | 5.12  | 12/21/2023<br>12/16/2024    | 0.00<br>0.00                          | 12,212,416.67<br>12,212,416.67                       | 0.00                    | 0.00             | 157,486.11<br>157,486.11                             | 12,369,902.78<br>12,369,902.78                 |
| 63873JNH9   | NATIXIS NY 01/17/25<br>15,000,000.00                                 | 5.46  | 04/24/2024<br>01/17/2025    | 0.00<br>0.00                          | 14,560,000.00<br>14,560,000.00                       | 0.00                    | 0.00             | 202,400.00<br>202,400.00                             | 14,762,400.00<br>14,762,400.00                 |
| 89119ANQ7   | TD 01/24/25<br>15,000,000.00   | 5.27  | 03/22/2024<br>01/24/2025    | 0.00<br>0.00                          | 14,560,987.50<br>14,560,987.50                       | 0.00                    | 0.00             | 195,116.67<br>195,116.67                             | 14,756,104.17<br>14,756,104.17                 |
| 912828J27   | US TREASURY 2.000 02/15/25<br>7,332,000.00                           | 5.16  | 03/19/2024<br>02/15/2025    | 36,857.05<br>73,320.00                | 7,192,133.69<br>7,182,782.36                         | 0.00                    | 0.00             | 56,190.84<br>79,620.90                               | 7,248,324.52<br>7,262,403.26                   |
| 912828J27   | US TREASURY 2.000 02/15/25<br>20,000,000.00                          | 4.97  | 12/07/2023<br>02/15/2025    | 100,537.51<br>200,000.00              | 19,643,421.34<br>19,592,968.80                       | 0.00                    | 0.00             | 143,254.31<br>217,187.40                             | 19,786,675.65<br>19,810,156.20                 |
| 05571BQR7   | BPCE 03/25/25<br>15,000,000.00                                       | 5.48  | 04/24/2024<br>03/25/2025    | 0.00<br>0.00                          | 14,413,712.50<br>14,413,712.50                       | 0.00                    | 0.00             | 202,016.67<br>202,016.67                             | 14,615,729.17<br>14,615,729.17                 |
| 85324TRQ1   | STD CHARTERED BK 04/24/25<br>15,000,000.00                           | 5.48  | 04/24/2024<br>04/24/2025    | 0.00<br>0.00                          | 14,349,075.00<br>14,349,075.00                       | 0.00                    | 0.00             | 201,633.33<br>201,633.33                             | 14,550,708.33<br>14,550,708.33                 |
| 91282CHD6   | US TREASURY 4.250 05/31/25<br>10,000,000.00                          | 4.80  | 12/05/2023<br>05/31/2025    | 106,830.60<br>0.00                    | 9,951,856.55<br>9,916,406.30                         | 0.00                    | 0.00             | 13,261.07<br>85,156.20                               | 9,965,117.62<br>10,001,562.50                  |
| 91282CFE6   | US TREASURY 3.125 08/15/25<br>20,000,000.00                          | 4.70  | 12/05/2023<br>08/15/2025    | 157,089.85<br>312,500.00              | 19,662,583.44<br>19,578,906.20                       | 0.00                    | 0.00             | 75,712.99<br>260,937.60                              | 19,738,296.42<br>19,839,843.80                 |
| 91282CFP1   | US TREASURY 4.250 10/15/25<br>12,000,000.00                          | 5.10  | 04/29/2024<br>10/15/2025    | 128,196.72<br>0.00                    | 11,874,490.21<br>11,886,093.72                       | 0.00                    | 0.00             | 24,515.71<br>149,531.28                              | 11,899,005.92<br>12,035,625.00                 |
| 3135G06G3   | FANNIE MAE 0.500 11/07/25<br>15,000,000.00                           | 4.65  | 12/05/2023<br>11/07/2025    | 18,750.00<br>0.00                     | 14,203,000.85<br>14,127,900.00                       | 0.00                    | 0.00             | 148,428.99<br>326,850.00                             | 14,351,429.84<br>14,454,750.00                 |
| 91282CGL9   | US TREASURY 4.000 02/15/26<br>20,000,000.00                          | 4.62  | 12/08/2023<br>02/15/2026    | 201,075.01<br>400,000.00              | 19,808,435.94<br>19,729,687.60                       | 0.00                    | 0.00             | 29,669.85<br>322,656.20                              | 19,838,105.80<br>20,052,343.80                 |



## Change in Value

| IDENTIFIER   | ISSUER<br>PAR VALUE                                 | YIELD       | TRADE DATE<br>MATURITY DATE | INTEREST ACCRUAL<br>INTEREST RECEIVED      | BEGINNING BOOK<br>VALUE<br>BEGINNING MARKET<br>VALUE | PURCHASES/<br>ADDITIONS | REDEMPTIONS             | CHANGE IN<br>BOOK VALUE<br>CHANGE IN<br>MARKET VALUE | ENDING BOOK<br>VALUE<br>ENDING MARKET<br>VALUE |
|--------------|---|-------------|-----------------------------|--|--|-------------------------|-------------------------|--|--|
| 91282CHB0    | US TREASURY 3.625 05/15/26<br>10,000,000.00         | 4.54        | 12/08/2023<br>05/15/2026    | 90,625.00<br>0.00                          | 9,839,801.42<br>9,796,093.80                         | 0.00                    | 0.00                    | 21,578.73<br>189,062.50                              | 9,861,380.14<br>9,985,156.30                   |
| 91282CHU8    | US TREASURY 4.375 08/15/26<br>20,000,000.00         | 4.49        | 12/08/2023<br>08/15/2026    | 219,925.79<br>437,500.00                   | 19,954,806.53<br>19,868,750.00                       | 0.00                    | 0.00                    | 5,364.90<br>383,593.80                               | 19,960,171.43<br>20,252,343.80                 |
| 3130AXU63    | FHLBANKS 4.625 11/17/26<br>15,000,000.00            | 4.53        | 12/08/2023<br>11/17/2026    | 173,437.50<br>0.00                         | 15,032,000.73<br>14,986,950.00                       | 0.00                    | 0.00                    | (3,387.88)<br>303,900.00                             | 15,028,612.85<br>15,290,850.00                 |
| 912828V98    | US TREASURY 2.250 02/15/27<br>15,000,000.00         | 4.27        | 12/07/2023<br>02/15/2027    | 84,828.52<br>168,750.00                    | 14,264,929.58<br>14,141,015.70                       | 0.00                    | 0.00                    | 70,517.70<br>397,265.55                              | 14,335,447.28<br>14,538,281.25                 |
| 91282CFH9    | US TREASURY 3.125 08/31/27<br>15,000,000.00         | 4.74        | 04/23/2024<br>08/31/2027    | 117,841.98<br>234,375.00                   | 14,299,414.07<br>14,391,796.95                       | 0.00                    | 0.00                    | 55,755.97<br>424,218.75                              | 14,355,170.04<br>14,816,015.70                 |
| 91282CGP0    | US TREASURY 4.000 02/29/28<br>15,000,000.00         | 4.70        | 04/23/2024<br>02/29/2028    | 150,837.74<br>300,000.00                   | 14,649,827.75<br>14,770,312.50                       | 0.00                    | 0.00                    | 24,077.61<br>435,937.50                              | 14,673,905.36<br>15,206,250.00                 |
| 3133ERCF6    | FED FARM CR BNKS 4.625<br>10/23/28<br>15,000,000.00 | 4.69        | 04/23/2024<br>10/23/2028    | 173,437.50<br>0.00                         | 14,964,339.62<br>15,104,550.00                       | 0.00                    | 0.00                    | 2,083.02<br>442,650.00                               | 14,966,422.64<br>15,547,200.00                 |
| 3130AVBD3    | FHLBANKS 4.500 03/09/29<br>15,000,000.00            | 4.67        | 04/23/2024<br>03/09/2029    | 168,750.00<br>337,500.00                   | 14,891,292.81<br>15,034,350.00                       | 0.00                    | 0.00                    | 5,841.74<br>480,150.00                               | 14,897,134.55<br>15,514,500.00                 |
| 3133ERDH1    | FED FARM CR BNKS 4.750<br>04/30/29<br>15,000,000.00 | 4.56        | 05/08/2024<br>04/30/2029    | 178,125.00<br>0.00                         | 15,122,530.92<br>15,194,700.00                       | 0.00                    | 0.00                    | (6,390.50)<br>491,100.00                             | 15,116,140.41<br>15,685,800.00                 |
| <b>TOTAL</b> |   | <b>4.84</b> |                             | <b>5,121,815.14</b><br><b>5,481,655.21</b> | <b>703,324,558.60</b><br><b>703,271,788.42</b>       | <b>358,044,847.39</b>   | <b>(317,729,082.02)</b> | <b>43,652,202.83</b><br><b>47,976,714.13</b>         | <b>746,976,761.42</b><br><b>751,248,502.56</b> |

| REVENUE REF BONDS<br>2021A |  |             |                          |                                      |  |                     |                       |  |  |
|----------------------------|--|-------------|--------------------------|--------------------------------------|--|---------------------|-----------------------|--|--|
| 9128282U3                  | UNITED STATES TREASURY 1.875<br>08/31/2024<br>0.00 | 5.30        | 02/15/2024<br>08/31/2024 | 8,702.45<br>26,250.00                | 2,784,488.74<br>2,782,828.13               | 0.00                | (2,800,000.00)        | (2,784,488.74)<br>(2,782,828.13)       | 0.00<br>0.00                               |
| 316175603                  | FIDELITY IMM:GOVT;III<br>3,091,385.69              | 4.58        | 09/30/2024               | 3,581.90<br>3,581.90                 | 200,813.79<br>200,813.79                   | 2,890,571.90        | 0.00                  | 2,890,571.90<br>2,890,571.90           | 3,091,385.69<br>3,091,385.69               |
| 912828J27                  | US TREASURY 2.000 02/15/25<br>6,074,000.00         | 5.16        | 03/19/2024<br>02/15/2025 | 30,533.24<br>60,740.00               | 5,958,131.48<br>5,950,384.62               | 0.00                | 0.00                  | 46,549.80<br>65,959.81                 | 6,004,681.28<br>6,016,344.44               |
| <b>TOTAL</b>               |  | <b>4.96</b> |                          | <b>42,817.59</b><br><b>90,571.90</b> | <b>8,943,434.00</b><br><b>8,934,026.55</b> | <b>2,890,571.90</b> | <b>(2,800,000.00)</b> | <b>152,632.96</b><br><b>173,703.58</b> | <b>9,096,066.97</b><br><b>9,107,730.13</b> |

| SENIOR LIEN DSR 2014 |  |      |                          |                        |                              |           |      |                         |                              |
|----------------------|--|------|--------------------------|------------------------|------------------------------|-----------|------|-------------------------|------------------------------|
| 316175603            | FIDELITY IMM:GOVT;III<br>86,536.09         | 4.58 | 09/30/2024               | 644.35<br>644.35       | 43,891.74<br>43,891.74       | 42,644.35 | 0.00 | 42,644.35<br>42,644.35  | 86,536.09<br>86,536.09       |
| 9128286B1            | US TREASURY 2.625 02/15/29<br>3,200,000.00 | 4.66 | 05/29/2024<br>02/15/2029 | 21,112.88<br>42,000.00 | 2,931,827.82<br>2,966,500.00 | 0.00      | 0.00 | 14,598.72<br>110,250.02 | 2,946,426.54<br>3,076,750.02 |





## Change in Value

| IDENTIFIER   | ISSUER<br>PAR VALUE | YIELD       | TRADE DATE<br>MATURITY DATE | INTEREST ACCRUAL<br>INTEREST RECEIVED | BEGINNING BOOK<br>VALUE<br>BEGINNING MARKET<br>VALUE | PURCHASES/<br>ADDITIONS | REDEMPTIONS | CHANGE IN<br>BOOK VALUE<br>CHANGE IN<br>MARKET VALUE | ENDING BOOK<br>VALUE<br>ENDING MARKET<br>VALUE |
|--------------|---------------------|-------------|-----------------------------|---------------------------------------|--|-------------------------|-------------|--|--|
| <b>TOTAL</b> |                     | <b>4.66</b> |                             | <b>21,757.23</b><br><b>42,644.35</b>  | <b>2,975,719.56</b><br><b>3,010,391.74</b>           | <b>42,644.35</b>        | <b>0.00</b> | <b>57,243.07</b><br><b>152,894.37</b>                | <b>3,032,962.63</b><br><b>3,163,286.11</b>     |

| SENIOR LIEN DSR 2016 |  |             |                          |                                      |  |                  |             |                                       |  |
|----------------------|--|-------------|--------------------------|--------------------------------------|--|------------------|-------------|---------------------------------------|--|
| 316175603            | FIDELITY IMM:GOVT;III<br>118,824.61        | 4.58        | 09/30/2024               | 777.06<br>777.06                     | 49,797.55<br>49,797.55                     | 69,027.06        | 0.00        | 69,027.06<br>69,027.06                | 118,824.61<br>118,824.61                   |
| 9128286B1            | US TREASURY 2.625 02/15/29<br>5,200,000.00 | 4.66        | 05/29/2024<br>02/15/2029 | 34,308.42<br>68,250.00               | 4,764,220.20<br>4,820,562.50               | 0.00             | 0.00        | 23,722.92<br>179,156.28               | 4,787,943.13<br>4,999,718.78               |
| <b>TOTAL</b>         |  | <b>4.66</b> |                          | <b>35,085.48</b><br><b>69,027.06</b> | <b>4,814,017.75</b><br><b>4,870,360.05</b> | <b>69,027.06</b> | <b>0.00</b> | <b>92,749.98</b><br><b>248,183.34</b> | <b>4,906,767.74</b><br><b>5,118,543.39</b> |

| SENIOR LIEN TRRB 2014 |  |             |                          |                                     |  |                     |                       |                                      |  |
|-----------------------|--|-------------|--------------------------|-------------------------------------|--|---------------------|-----------------------|--------------------------------------|--|
| 9128282U3             | UNITED STATES TREASURY 1.875<br>08/31/2024<br>0.00 | 5.30        | 02/15/2024<br>08/31/2024 | 3,092.48<br>9,328.13                | 989,487.96<br>988,897.85                   | 0.00                | (995,000.00)          | (989,487.96)<br>(988,897.85)         | 0.00<br>0.00                               |
| 912797GL5             | UNITED STATES TREASURY 0.0<br>09/05/2024<br>0.00   | 5.34        | 03/19/2024<br>09/05/2024 | 0.00<br>0.00                        | 2,045,595.71<br>2,045,273.63               | 0.00                | (2,065,000.00)        | (2,045,595.71)<br>(2,045,273.63)     | 0.00<br>0.00                               |
| 316175603             | FIDELITY IMM:GOVT;III<br>3,138,117.75              | 4.58        | 09/30/2024               | 988.30<br>988.30                    | 67,801.32<br>67,801.32                     | 3,070,316.43        | 0.00                  | 3,070,316.43<br>3,070,316.43         | 3,138,117.75<br>3,138,117.75               |
| CCYUSD                | Cash<br>(0.01)                                     | 0.00        | 09/30/2024               | 0.00<br>0.00                        | 0.00<br>0.00                               | 0.00                | 0.00                  | (0.01)<br>(0.01)                     | (0.01)<br>(0.01)                           |
| <b>TOTAL</b>          |  | <b>4.58</b> |                          | <b>4,080.78</b><br><b>10,316.43</b> | <b>3,102,884.99</b><br><b>3,101,972.81</b> | <b>3,070,316.43</b> | <b>(3,060,000.00)</b> | <b>35,232.75</b><br><b>36,144.94</b> | <b>3,138,117.75</b><br><b>3,138,117.75</b> |

| SENIOR LIEN TRRB 2016 |  |             |                          |                                     |  |                     |                       |                                      |  |
|-----------------------|--|-------------|--------------------------|-------------------------------------|--|---------------------|-----------------------|--------------------------------------|--|
| 9128282U3             | UNITED STATES TREASURY 1.875<br>08/31/2024<br>0.00 | 5.30        | 02/15/2024<br>08/31/2024 | 5,407.95<br>16,312.50               | 1,730,360.86<br>1,729,328.91               | 0.00                | (1,740,000.00)        | (1,730,360.86)<br>(1,729,328.91)     | 0.00<br>0.00                               |
| 912797GL5             | UNITED STATES TREASURY 0.0<br>09/05/2024<br>0.00   | 5.34        | 03/19/2024<br>09/05/2024 | 0.00<br>0.00                        | 2,788,548.15<br>2,788,109.09               | 0.00                | (2,815,000.00)        | (2,788,548.15)<br>(2,788,109.09)     | 0.00<br>0.00                               |
| 316175603             | FIDELITY IMM:GOVT;III<br>4,666,710.41              | 4.58        | 09/30/2024               | 1,779.05<br>1,779.05                | 93,618.86<br>93,618.86                     | 4,573,091.55        | 0.00                  | 4,573,091.55<br>4,573,091.55         | 4,666,710.41<br>4,666,710.41               |
| <b>TOTAL</b>          |  | <b>4.58</b> |                          | <b>7,187.00</b><br><b>18,091.55</b> | <b>4,612,527.86</b><br><b>4,611,056.86</b> | <b>4,573,091.55</b> | <b>(4,555,000.00)</b> | <b>54,182.55</b><br><b>55,653.55</b> | <b>4,666,710.41</b><br><b>4,666,710.41</b> |



## Change in Value

| IDENTIFIER                                  | ISSUER<br>PAR VALUE                                | YIELD       | TRADE DATE<br>MATURITY DATE | INTEREST ACCRUAL<br>INTEREST RECEIVED      | BEGINNING BOOK<br>VALUE<br>BEGINNING MARKET<br>VALUE | PURCHASES/<br>ADDITIONS | REDEMPTIONS             | CHANGE IN<br>BOOK VALUE<br>CHANGE IN<br>MARKET VALUE | ENDING BOOK<br>VALUE<br>ENDING MARKET<br>VALUE     |
|---|--|-------------|-----------------------------|--|--|-------------------------|-------------------------|--|--|
| <b>SENIOR LIEN TRRB<br/>2021</b>            |  |             |                             |  |  |                         |                         |  |  |
| 9128282U3                                   | UNITED STATES TREASURY 1.875<br>08/31/2024<br>0.00 | 5.30        | 02/15/2024<br>08/31/2024    | 4,491.08<br>13,546.88                      | 1,436,995.08<br>1,436,138.09                         | 0.00                    | (1,445,000.00)          | (1,436,995.08)<br>(1,436,138.09)                     | 0.00<br>0.00                                       |
| 912797GL5                                   | UNITED STATES TREASURY 0.0<br>09/05/2024<br>0.00   | 5.34        | 03/19/2024<br>09/05/2024    | 0.00<br>0.00                               | 2,588,446.29<br>2,588,038.74                         | 0.00                    | (2,613,000.00)          | (2,588,446.29)<br>(2,588,038.74)                     | 0.00<br>0.00                                       |
| 316175603                                   | FIDELITY IMM:GOVT;III<br>4,140,004.94              | 4.58        | 09/30/2024                  | 1,031.58<br>1,031.58                       | 37,895.23<br>37,895.23                               | 4,102,109.71            | 0.00                    | 4,102,109.71<br>4,102,109.71                         | 4,140,004.94<br>4,140,004.94                       |
| CCYUSD                                      | Cash<br>(0.01)                                     | 0.00        | 09/30/2024                  | 0.00<br>0.00                               | 0.00<br>0.00   | 0.00                    | 0.00                    | (0.01)<br>(0.01)                                     | (0.01)<br>(0.01)                                   |
| 9128286B1                                   | US TREASURY 2.625 02/15/29<br>2,250,000.00         | 4.66        | 05/29/2024<br>02/15/2029    | 14,844.99<br>29,531.25                     | 2,061,441.43<br>2,085,820.31                         | 0.00                    | 0.00                    | 10,264.73<br>77,519.54                               | 2,071,706.16<br>2,163,339.86                       |
| <b>TOTAL</b>                                |  | <b>4.61</b> |                             | <b>20,367.65</b><br><b>44,109.71</b>       | <b>6,124,778.03</b><br><b>6,147,892.37</b>           | <b>4,102,109.71</b>     | <b>(4,058,000.00)</b>   | <b>86,933.06</b><br><b>155,452.42</b>                | <b>6,211,711.09</b><br><b>6,303,344.79</b>         |
| <b>TAX &amp; SUB LN TR REV<br/>BDS 2021</b> |  |             |                             |  |  |                         |                         |  |  |
| 9128282U3                                   | UNITED STATES TREASURY 1.875<br>08/31/2024<br>0.00 | 5.30        | 02/15/2024<br>08/31/2024    | 2,066.83<br>6,234.38                       | 661,316.07<br>660,921.68                             | 0.00                    | (665,000.00)            | (661,316.07)<br>(660,921.68)                         | 0.00<br>0.00                                       |
| 316175603                                   | FIDELITY IMM:GOVT;III<br>728,328.75                | 4.58        | 09/30/2024                  | 803.33<br>803.33                           | 43,731.04<br>43,731.04                               | 684,597.71              | 0.00                    | 684,597.71<br>684,597.71                             | 728,328.75<br>728,328.75                           |
| CCYUSD                                      | Cash<br>(0.01)                                     | 0.00        | 09/30/2024                  | 0.00<br>0.00                               | 0.00<br>0.00   | 0.00                    | 0.00                    | (0.01)<br>(0.01)                                     | (0.01)<br>(0.01)                                   |
| 912828J27                                   | US TREASURY 2.000 02/15/25<br>1,256,000.00         | 5.16        | 03/19/2024<br>02/15/2025    | 6,313.76<br>12,560.00                      | 1,232,040.36<br>1,230,438.44                         | 0.00                    | 0.00                    | 9,625.71<br>13,639.37                                | 1,241,666.07<br>1,244,077.81                       |
| <b>TOTAL</b>                                |  | <b>4.95</b> |                             | <b>9,183.92</b><br><b>19,597.71</b>        | <b>1,937,087.47</b><br><b>1,935,091.16</b>           | <b>684,597.71</b>       | <b>(665,000.00)</b>     | <b>32,907.34</b><br><b>37,315.39</b>                 | <b>1,969,994.81</b><br><b>1,972,406.55</b>         |
| <b>GRAND TOTAL</b>                          |  | <b>4.87</b> |                             | <b>5,930,789.23</b><br><b>6,437,939.89</b> | <b>943,040,812.87</b><br><b>942,873,341.81</b>       | <b>415,594,446.34</b>   | <b>(409,307,189.76)</b> | <b>115,540,244.78</b><br><b>120,609,435.09</b>       | <b>1,058,581,057.65</b><br><b>1,063,482,776.90</b> |

## Disclosure

Meeder provides monthly statements for its investment management clients to provide information about the investment portfolio. The information should not be used for audit or confirmation purposes. Please review your custodial statements and report any inaccuracies or discrepancies.

Certain information and data has been supplied by unaffiliated third parties. Although Meeder believes the information is reliable, it cannot warrant the accuracy of information offered by third parties. Market value may reflect prices received from pricing vendors when current market quotations are not available. Prices may not reflect firm bids or offers and may differ from the value at which the security can be sold.

Statements may include positions from unmanaged accounts provided for reporting purposes. Unmanaged accounts are managed directly by the client and are not included in the accounts managed by Meeder. This information is provided as a client convenience and Meeder assumes no responsibility for performance of these accounts or the accuracy of the data reported.

**Investing involves risk. Past performance is no guarantee of future results. Debt and fixed income securities are subject to credit and interest rate risk. The investment return and principal value of an investment will fluctuate so that an investors shares, when redeemed, may be worth more or less than their original cost. Current performance may be lower or higher than the performance data quoted.**

Investment advisory services provided by Meeder Public Funds, Inc. Please contact us if you would like to receive a copy of our current ADV disclosure brochure or privacy policy.

© 2024 Meeder Investment Management

meederpublicfunds.com | 866.633.3371

